

3D Room Layout Estimation Beyond the Manhattan World Assumption

Dongho Choi^{1,2}

¹ MINDsLab, Inc., Gyeonggi-do, Republic of Korea

² Seoul National University, Seoul, Republic of Korea
dongho.choi@snu.ac.kr

Abstract. Predicting 3D room layout from single image is a challenging task with many applications. In this paper, we propose a new training and post-processing method for 3D room layout estimation, built on a recent state-of-the-art 3D room layout estimation model. Experimental results show our method outperforms state-of-the-art approaches by a large margin in predicting visible room layout. Our method has obtained the 3rd place in 2020 Holistic Scene Structures for 3D Vision Workshop.

Keywords: Deep Learning, 3D reconstruction, Room Layout, Single Image, Panoramic Image

1 Introduction

Last decade saw growing attention for recovering 3D room layout from a single image, which would benefit many applications with architectonics, design, virtual and augmented reality. 3D room layout can be viewed as a composition of orientation, corner position, and wall boundaries.

Various works [2,4,6,12] have been developed for room layout estimation. Recent methods train deep neural networks to detect room corners and boundaries. Specifically, Xu *et al.* [9] estimated the room layout and the pose of objects by detecting surface normal orientations. Yang and Zhang [10] predicted the depth from single image to infer 3D room model. Yang *et al.* [11] performed semantic segmentation of floor plan segmentation. Although these methods can predict objects in the room, they lack to represent sharp edges and flat wall planes.

Most common and the best performing method was to predict room boundaries and corners with Manhattan world assumption [1], where all wall planes are aligned with three perpendicular axes. Fernandez-Labrador *et al.* [3] and Zou *et al.* [14] predicted the probability map of boundaries and corners as 2D image, while Sun *et al.* [8] predicted as 1D vector. These approaches well predict fine room layouts, but project every objects to wall texture. However, the Manhattan world assumption limits the potential application of predicting real world room layout since numerous rooms with non-rectangular shapes exist. Moreover, these works tried to predict hidden points while hidden points generate numerous layout candidates as in Fig. 1, where all candidates are plausible.

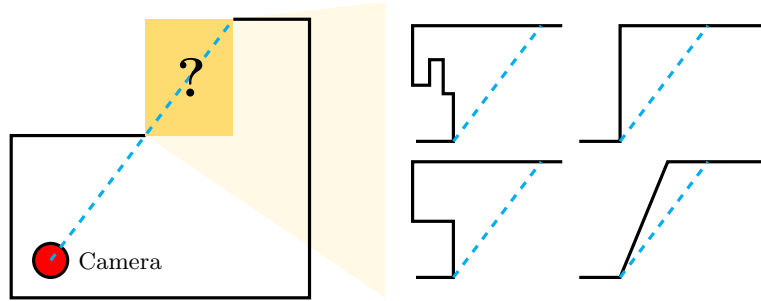


Fig. 1. Illustration of room layout viewed from above. There exist multiple plausible candidates for hidden corners.

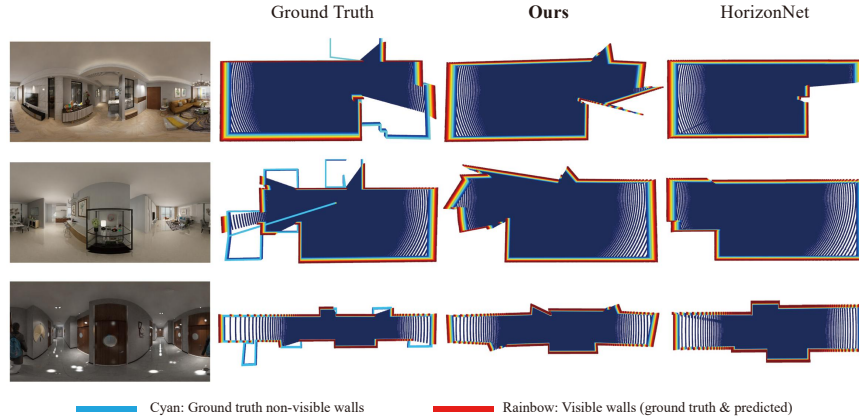


Fig. 2. Illustration of reconstructed 3D layout viewed from above. The leftmost column shows input image, while following columns show ground truth 3D layout, ours and HorizonNet’s inference results. Room images are selected from Structured3D [13]. Best viewed in color.

In this work, we propose a novel training and post-processing method to predict the visible layout without the Manhattan world assumption. As shown in Fig. 2, our method performs better in accuracy than HorizonNet [8], which is the current state-of-the-art method.

2 Method

Our model is based on the architecture of HorizonNet [8] which predicts 1D layout to recover 3D layout. Given a single image I , the network predicts corner probability y_p , ceiling-wall boundary y_c and floor-wall boundary y_f .

We improve training and post-processing method while following HorizonNet’s network topology and data augmentation method, which was shown to be effective for improving performance by Zou *et al.* [15]




Fig. 3. Network output illustrated on 2D, 3D room image. Red, green, and yellow depicts the continuous visible corners, hidden corners, and discontinuous visible corners, respectively. The room image is selected from Structured3D [13]. Best viewed in color.

2.1 Loss

HorizonNet uses L1 loss for boundary prediction while other methods [3,11,14] use L2 loss with similar approach. Throughout the community, it has been empirically observed that L1 loss makes the training process unstable due to its constant gradient. Instead, we adopt L2 loss. The linear gradient from the L2 loss helps the network to converge, even when the pixels with small loss dominate. While L2 loss causes the network to generate blurry boundaries, we try to predict the corners first and then sharpen the boundaries since boundaries can be accurately calculated from corners.

We give greater weight to the corners during the first half of the training, and swap the weight for boundaries and corners at the last half training time. The overall loss function is as follows:

$$L(y_p, y_c, y_f) = w_1(BCE(y_p, y'_p)) + w_2(L2(y_c, y'_c) + L2(y_f, y'_f)) \quad (1)$$

where y'_p , y'_c , and y'_f represent the ground truth of corner probability, ceiling-wall boundary, and floor-wall boundary, respectively.

2.2 Post Processing

Without the Manhattan layout assumption, hidden corners can not be accurately calculated. We focus on refining visible layouts. In Fig. 3, visible boundaries are discontinuous near hidden points since walls are not adjacent. Thus, we propose an algorithm to detect discontinuity from predicted boundaries.

We propose two possible approaches for post-processing: the first directly generates from 2D panoramic image and the second generates from 3D layout. We ensemble those candidates and select both the highest and the lowest point for each floor and ceiling boundary at discontinuous points.

Generating from 2D panoramic image. We first detect candidates of discontinuity from raw y_c and y_f output. In 2D room image, hidden point induces discontinuity in y_c and y_f curves. Since the network’s output is given by pixels, high slope can be detected as discontinuity. To distinguish between two candidates, we also search for big change in the boundary’s slope.

Table 1. Quantitative results on room layout estimation from Structured3D test set. All values are in percentage. †: evaluated with our full post-processing method.

Evaluation Layout	Method	2D IoU	3D IoU	Corner err.	Pixel err.
Non-visible	HorizonNet	91.72	90.17	0.860	-
	HorizonNet [†]	91.94	90.55	0.861	-
	Ours	89.95	88.45	0.656	-
	Ours [†]	93.50	92.20	0.639	-
Visible	HorizonNet [†]	92.77	91.37	0.697	2.126
	Ours [†]	94.31	92.99	0.468	1.340

Generating from 3D layout. For 3D layout, distance from the camera to the vertical wall can be accurately calculated when floor and ceiling points are given in 2D panoramic image. As shown in Fig. 3, hidden point induces jump in distance. We convert 2D panorama image to 3D layout, calculate distance, and find distance discontinuity.

3 Experiments

3.1 Training Details

Dataset. We train and evaluate our model using Structured3D [13] dataset, which consists of more than 20k panoramic images of rooms synthesized with rich details including semantic, albedo, depth, surface normal and input. We only use single RGB image and corner labels for training. We follow the training, validation, and test set given from the dataset.

Training Process. Our model is implemented with PyTorch [7] and tested on a single NVIDIA V100 GPU. The training process took total 14 GPU days, consisting of 7 days for each training process. Throughout the training process, Adam optimizer [5] is used with learning rate of 3×10^{-4} and $w_1 = 3$, $w_2 = 1$ for the first half, learning rate 1×10^{-4} and $w_1 = 1$, $w_2 = 3$ for the last. We train with batch size of 24 and 250 epochs for each half of the training process. For fair comparison, we apply identical data augmentation strategy with HorizonNet.

3.2 Quantitative Results

Evaluations are based on the following three standard metrics and three F scores:

- IoU: Intersection of Union between our prediction and ground truth.
- Corner error: Distance between predicted corners and ground truth corners, normalized by the length of image diagonal.
- Pixel error: Pixel-wise semantic(ceiling, wall, floor) error between prediction and ground truth.

Table 2. Ablation study on our post-processing method with visible room layout. The check marks on the 2D, 3D columns represent that the method is evaluated using 2D/3D candidates of our method. All values are the F scores for each metric.

Method	Junction		Wireframe	Plane
	2D	3D		
HorizonNet	✓	-	0.8349	0.6655
HorizonNet	-	✓	0.8307	0.6669
HorizonNet	✓	✓	0.8382	0.6692
Ours	✓	-	0.8806	0.7380
Ours	-	✓	0.8730	0.7378
Ours	✓	✓	0.8834	0.7440

- Junction, Wireframe: Predicted corner/boundary is considered as correct when prediction and nearest ground truth are within 5, 10, 20 pixels. The final score is an average of three scores.
- Plane: Predicted plane is correct when the intersection over union between prediction and nearest ground truth plane is over 0.5.

Table 1 shows results of layout evaluation on Structured3D dataset. Our post-processing slightly helps on layout including hidden points even without assuming cuboid layout and predicting hidden points.

We show ablation study of our post-processing method in Table 2. We obtain large improvement when using candidates from 2D image. Results show that candidates from 3D slightly help to reconstruct room layout.

3.3 Qualitative Results

Fig. 2 clearly shows advantages and disadvantages of our method. Our method performs better on unusual, non-visible corners but lacks accuracy on rectangular corners since we do not assume perpendicularity between walls.

4 Conclusion

In this paper, we proposed a new training and post-processing method for predicting 3D room layout. Based on resolving two typical problems of existing works, our method can predict corners from both 2D and 3D room layout and is applicable to other architectures. Experimental results show the effectiveness of our method. Our method improves state-of-the-art network on predicting visible layout in various quantitative metrics and qualitative results. Although our method shows unsatisfying results on rectangular corners, we believe that future works can improve this by using additional information, multi-image prediction and predicting layout without omnidirectional information.

References

1. Coughlan, J.M., Yuille, A.L.: Manhattan world: Compass direction from a single image by bayesian inference. In: Proceedings of the IEEE International Conference on Computer Vision. vol. 2, pp. 941–947 (1999)
2. Delage, E., Lee, H., Ng, A.Y.: A dynamic bayesian network model for autonomous 3d reconstruction from a single indoor image. In: IEEE Computer Society Conference on Computer Vision and Pattern Recognition. vol. 2, pp. 2418–2428 (2006)
3. Fernandez-Labrador, C., Facil, J.M., Perez-Yus, A., Demonceaux, C., Civera, J., Guerrero, J.J.: Corners for layout: End-to-end layout recovery from 360 images. *IEEE Robotics and Automation Letters* **5**(2), 1255–1262 (2020)
4. Hedau, V., Hoiem, D., Forsyth, D.: Recovering the spatial layout of cluttered rooms. In: IEEE International Conference on Computer Vision. pp. 1849–1856 (2009)
5. Kingma, D.P., Ba, J.: Adam: A method for stochastic optimization. arXiv preprint arXiv:1412.6980 (2014), <https://arxiv.org/pdf/1412.6980.pdf>
6. Lee, C.Y., Badrinarayanan, V., Malisiewicz, T., Rabinovich, A.: Roomnet: End-to-end room layout estimation. In: Proceedings of the IEEE International Conference on Computer Vision. pp. 4865–4874 (2017)
7. Paszke, A., Gross, S., Massa, F., Lerer, A., Bradbury, J., Chanan, G., Killeen, T., Lin, Z., Gimelshein, N., Antiga, L., et al.: Pytorch: An imperative style, high-performance deep learning library. In: Advances in Neural Information Processing Systems. pp. 8026–8037 (2019)
8. Sun, C., Hsiao, C.W., Sun, M., Chen, H.T.: Horizonnet: Learning room layout with 1d representation and pano stretch data augmentation. In: Proceedings of the IEEE Conference on Computer Vision and Pattern Recognition. pp. 1047–1056 (2019)
9. Xu, J., Stenger, B., Kerola, T., Tung, T.: Pano2cad: Room layout from a single panorama image. In: IEEE Winter Conference on Applications of Computer Vision (WACV). pp. 354–362 (2017)
10. Yang, H., Zhang, H.: Efficient 3d room shape recovery from a single panorama. In: Proceedings of the IEEE Conference on Computer Vision and Pattern Recognition. pp. 5422–5430 (2016)
11. Yang, S.T., Wang, F.E., Peng, C.H., Wonka, P., Sun, M., Chu, H.K.: Dula-net: A dual-projection network for estimating room layouts from a single rgb panorama. In: Proceedings of the IEEE Conference on Computer Vision and Pattern Recognition. pp. 3363–3372 (2019)
12. Zhang, Y., Song, S., Tan, P., Xiao, J.: Panocontext: A whole-room 3d context model for panoramic scene understanding. In: European Conference on Computer Vision. pp. 668–686 (2014)
13. Zheng, J., Zhang, J., Li, J., Tang, R., Gao, S., Zhou, Z.: Structured3d: A large photo-realistic dataset for structured 3d modeling. arXiv preprint arXiv:1908.00222 (2019), <https://arxiv.org/pdf/1908.00222.pdf>
14. Zou, C., Colburn, A., Shan, Q., Hoiem, D.: Layoutnet: Reconstructing the 3d room layout from a single rgb image. In: Proceedings of the IEEE Conference on Computer Vision and Pattern Recognition. pp. 2051–2059 (2018)
15. Zou, C., Su, J.W., Peng, C.H., Colburn, A., Shan, Q., Wonka, P., Chu, H.K., Hoiem, D.: 3d manhattan room layout reconstruction from a single 360 image. arXiv preprint 1910.04099 (2019), <https://arxiv.org/pdf/1910.04099.pdf>