

A Survey of Deep Learning Architectures for Intelligent Reflecting Surfaces

Ahmet M. Elbir, *Senior Member, IEEE* and Kumar Vijay Mishra, *Senior Member, IEEE*

Abstract—Intelligent reflecting surfaces (IRSs) have recently received significant attention for wireless communications because it reduces the hardware complexity, physical size, weight, and cost of conventional large arrays. However, deployment of IRS entails dealing with multiple channel links between the base station (BS) and the users. Further, the BS and IRS beamformers require a joint design, wherein the IRS elements must be rapidly reconfigured. Data-driven techniques, such as deep learning (DL), are critical in addressing these challenges. The lower computation time and model-free nature of DL makes it robust against the data imperfections and environmental changes. At the physical layer, DL has been shown to be effective for IRS signal detection, channel estimation and active/passive beamforming using architectures such as supervised, unsupervised and reinforcement learning. This article provides a synopsis of these techniques for designing DL-based IRS-assisted wireless systems.

I. INTRODUCTION

millimeter wave (mm-Wave) massive multiple-input multiple-output (MIMO) systems require large antenna arrays with a dedicated radio-frequency (RF) chain for each antenna. This results in expensive and large system architectures which consume high power and processing resources. To reduce the number of RF chains while also maintaining sufficient beamforming gains, hybrid analog and digital beamforming architectures were introduced. However, the resulting cost and energy overheads using these systems remain a concern. Recently, intelligent reflective surfaces (IRSs) have emerged as a feasible solution [1, 2] to implement low cost and light-weight alternative to large arrays complexity in both outdoor and indoor applications, usually with separate operating frequencies or spectral bands. (Fig. 1).

An IRS is an electromagnetic two-dimensional surface that is composed of large number of passive reconfigurable meta-material elements, which reflect the incoming signal by introducing a pre-determined phase shift. This phase shift is controlled via external signals by the base station (BS) through a backhaul control link. As a result, the incoming signal from the BS can be manipulated in real-time, thereby, reflecting the received signal toward the users. Hence, the usage of IRS enhances the signal energy received by distant users and expands the coverage of the BS. It is, therefore, required to jointly design the beamformer parameters both at the IRS and BS. This achieves desired channel conditions, wherein the BS conveys the information to multiple users through the IRS [3].

Different from amplify-and-forward (AF) relay systems, an IRS can have both active and passive components, which can provide a flexible configuration, thus, it has less active transmit modules or totally reflects the received signal as a passive surface. Thus, the IRS is much more energy- and spectrum-efficient [4].

The accuracy of beamformer design strongly relies on the knowledge of the channel information. In fact, the IRS-assisted systems include multiple communications links, i.e., a direct channel from BS to users and a cascaded channel from BS to users through IRS. This makes the IRS scenario even more challenging than the conventional massive MIMO systems. Furthermore, the wireless channel is dynamic and uncertain because of changing IRS configurations. Consequently, there exists an inherent uncertainty stemming from the IRS configuration and the channel dynamics. These characteristics of IRS make the system design very challenging [3, 5].

To address the aforementioned uncertainties and non-linearities imposed by channel equalization, hardware impairments, and sub-optimality of high-dimensional problems, model-free techniques have become common in wireless communications [16]. In this context, deep learning (DL) is particularly powerful in extracting the features from the raw data and providing a “meaning” to the input by constructing a model-free data mapping with huge number of learnable parameters. Furthermore, DL is helpful when modeling the channel characteristics thanks to its data-driven structure. As listed below, DL is more efficient than model-based techniques that largely rely on mathematical models:

- A learning model constructs a non-linear mapping between the raw input data and the desired output to approximate a problem from a model-free perspective [16]. Thus, its prediction performance is robust against the corruptions/imperfections in the wireless channel data.
- DL learns the feature patterns, which are easily updated for the new data and adapted to environmental changes. In the long run, this results in lower computational complexity than a model-based optimization [3].
- DL-based solutions have significantly reduced run-times because of parallel processing capabilities. On the other hand, it is not straightforward to achieve parallel implementations of conventional optimization and signal processing algorithms [8].

The aforementioned advantages have led to DL superseding the optimization-based techniques in the system design for physical layer of the wireless communications [16].

Lately, the IRS-aided wireless systems have exploited DL to handle very challenging problems. For instance, signal

A. M. Elbir is with the Interdisciplinary Centre for Security, Reliability and Trust (SnT) at the University of Luxembourg, Luxembourg (e-mail: ahmetmelbir@gmail.com).

K. V. Mishra is with the United States Army Research Laboratory, Adelphi, MD 20783 USA (e-mail: kumarvijay-mishra@uiowa.edu).

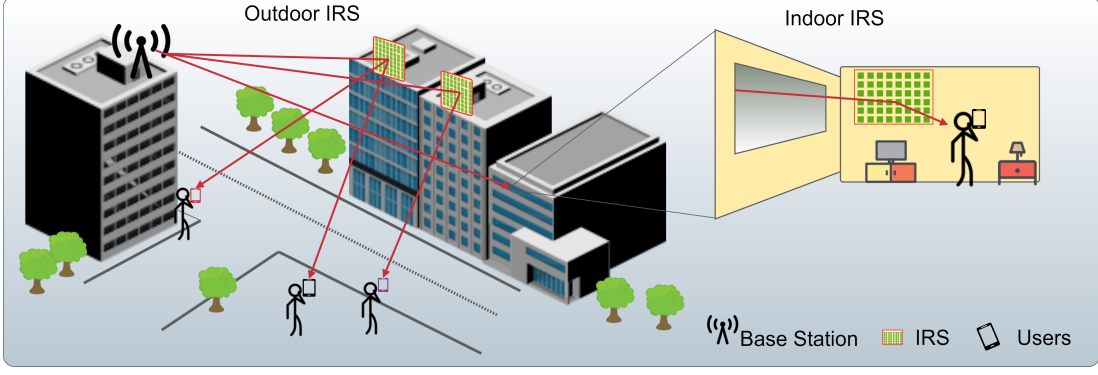


Fig. 1. IRS-assisted wireless communications for outdoor and indoor deployments. A BS on top of the infrastructure (left) communicates with the users on ground through an intermediate IRS mounted on other buildings (center). The BS also serves users (right) inside the apartment building through an IRS placed on the wall of the room.

TABLE I
DL-BASED TECHNIQUES FOR IRS-ASSISTED WIRELESS SYSTEMS

Scheme	NN Architecture	Benefits	Drawbacks
Signal detection			
SL [6]	MLP with 3 layers	No need for channel estimation algorithm	Still needs to design beamformers and requires huge datasets and deeper NN architectures
Channel estimation			
SL [7]	Twin CNNs with 3 convolutional, 3 fully connected layers	Each user estimates its own channel with the trained model	Data collection requires channel training by turning on/off each IRS elements
FL [8]	A single CNN with 3 convolutional, 3 fully connected layers	Less transmission overhead for training. A single CNN estimates both cascaded and direct channels	Performance depends on the number of users and the diversity of the local datasets
SL [9]	DDNN with 15 convolutional layers	Leverages both compressed sensing (CS) and DL methods	Requires active IRS elements. High prediction complexity arising from CS algorithms
Beamforming			
SL [10]	MLP with 4 layers	Reduced pilot training overhead	Requires active IRS elements for channel training
UL [11]	MLP with 5 layers	Reduced complexity at the model training stage	Implicitly needs the reflect beamformers as labels
RL [12]	DQN with 4 layers	Provides standalone operation since RL does not require labels like SL	Longer training. Active IRS elements needed for channel acquisition
RL [3]	DDPG with 4-layered actor and critic networks	Better performance than DQN	Large number of NN parameters are involved
RL [13]	DDPG with actor and critic networks	Accelerated learning performance with the aid of optimization, shrinking the search space	Additional optimization tools needed
FL [14]	MLP with 6 layers	Less transmission overhead during model training	IRS must be connected to the PS
Secure beamforming			
RL [15]	DQN with 3 layers	Robust against eavesdropping	High model training complexity
Energy-efficient beamforming			
RL [5]	DQN	Energy-efficient and robust against uncertainties	IRS beamforming only
Indoor beamforming			
SL [4]	MLP with 5 layers	Reduces hardware complexity of multiple BSs and improves RSS for indoor environments	Learning model performance relies on room conditions

detection in IRS requires development of end-to-end learning systems under the effect of channel and beamformers [6]. The channel needs to be estimated for multiple communication links, i.e., BS-user and BS-IRS-user [7]. Finally, beamformers are designed (by solving complex optimization problems) for phase shifters at both BS and passive elements of the IRS [10]. The DL-based techniques are able to handle the multidimensional, huge datasets in all these problems and may also be employed for channel modeling [1], where the conventional model-based approaches are not very useful. There have been recent surveys on applying DL [16] and IRS [1] individually to wireless communications. In this article, we provide an overview of systems which jointly employ both approaches. In particular, we describe DL techniques (Table I) for three main IRS problems: signal detection, channel estimation, and

beamforming. Each of these requires different DL architectures, which have so far included supervised learning (SL), unsupervised learning (UL), reinforcement learning (RL) and federated learning (FL). The UL and RL do not require labeling; SL needs labeled dataset; and FL has distributed structure for model training. We provide a detailed synopsis of the advantages and shortcomings of each algorithm for these three applications in the subsequent sections. We also discuss the design challenges in terms of DL perspective and the emerging IRS-assisted systems for THz communications, cell-free networks and integrated sensing and communications (ISAC), and highlight the related future research directions.

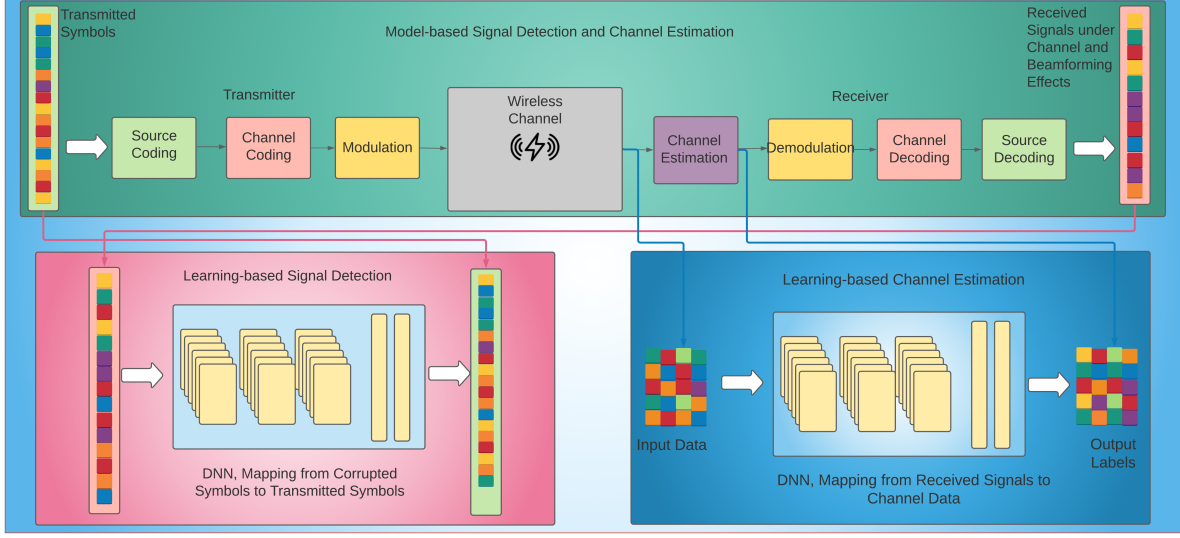


Fig. 2. Model-based versus learning-based frameworks for signal detection and channel estimation. Model-based approach (top) comprises multiple subsystems to process the received signal. Learning-based signal detection (bottom, left) provides an end-to-end data mapping from the corrupted symbols under the channel effects at the receiver to the transmit symbols. Learning-based channel estimation (bottom, right) maps the input received signals to the channel estimate as output labels.

II. DL-BASED SIGNAL DETECTION IN IRS

The signal detection comprises mapping the received symbols under the effect of channel and beamformers to transmit symbols (Fig. 2). To leverage DL for signal detection, [6] devised a multi-layer perceptron (MLP) for mapping the channel and reflecting beamformer effected data symbols to the transmit symbols. The MLP is a feedforward neural network (NN) composed of multiple hidden layers. The framework in [6] uses three fully connected layers. Once the MLP is trained on a dataset composed of received-transmitted data symbols for Rayleigh fading channels, each user feeds the learning model with the block of received symbols. These blocks account for the effect of channel and beamformers. Then, MLP yields the estimated transmit symbols.

A major advantage of this approach is its simplicity that the learning model estimates the data symbols directly, without a prior stage for channel estimation. Thus, this method is helpful reducing the cost of channel acquisition. However, a few challenges remain to achieve a reliable performance. The training data should be collected under several channel conditions and different beamformer configurations so that the trained model learns the environment well and reflects the accurate performance in different scenarios. This is a particularly challenging task because it requires collection of the training data for different user locations.

Lessons Learned: DL-based signal detection is helpful for bypassing the channel estimation stage. However, it demands huge training dataset collected at different channel conditions. If DL-based signal detection is not used to bypass the channel acquisition stage, one should consider estimating the wireless channel, which is discussed in the next section.

III. DL-BASED IRS CHANNEL ESTIMATION

The IRS is composed of a huge number of reflecting elements and, therefore, channel state acquisition is a major task in IRS-assisted wireless systems. A common approach is to turn on and off each individual IRS element one-by-one while also using orthogonal pilot signals to estimate the channel between the BS and the users through IRS. In particular, IRS channel estimation via DL involves constructing a mapping between the received input signals at the user and the channel information of direct and cascaded links (Fig. 2). In this way, DL-based techniques reduce the pilot percentage and complexity in channel estimation stage [8].

The SL approach proposed in [7] estimates both direct and cascaded channels via twin convolutional neural networks (CNNs). First, the received pilot signals at the user are collected by sequentially turning on the individual IRS elements. Then, the collected data are used to find the least squares (LS) estimate of the cascaded and the direct channels. Both CNNs are trained to map the LS channel estimates to the true channel data. The upshot is that each user estimates its own channels only once and feeds the received pilot data (LS estimate) to the trained CNN models. The CNNs have higher tolerance than MLP against the channel data uncertainties, imperfections (such as switching mismatch) of IRS elements.

When the model training is conducted at the user with huge datasets as in [7] for various channel/user/configurations, the system may lack sufficient computational capability. This is overcome by FL-based training [8], where the learning model updates are computed at the devices (nodes) and aggregated at the BS (central server) (Fig. 3), thereby eliminating the transmission of raw data. FL significantly reduces the transmission overhead since the size of the datasets is usually larger than the size of the learning model, and its performance improves as

the number of users increases [8, 14]. Furthermore, instead of using two CNNs demanding two datasets as in [7], a single CNN in [8] jointly estimates both cascaded and direct channels.

Although FL reduces the transmission overhead during model training, its training performance is upper bounded by the centralized model training, i.e., training the model with the whole dataset at once. Therefore, the prediction performance of FL is usually poorer than the centralized learning (CL). As shown in Fig. 3), CL and FL frameworks are compared with the minimum mean-squared-error (MMSE) and the LS estimation. We note that FL performs slightly poorer than CL in high SNR regimes. Despite this, FL significantly reduces the transmission overhead, e.g., approximately ten-fold reduction in the number transmitted symbols [8].

Both SL- and FL-based channel estimation techniques suffer from high channel training overhead. In this context, compressive channel estimation with deep denoising neural networks (DDNNs) is very effective [9]. It employs a hybrid passive/active IRS architecture, where the active IRS elements are used for uplink pilot training and passive ones for reflecting the signal from the BS to the users. Once the BS collects the compressed received pilot measurements, complete channel matrix is recovered through sparse reconstruction algorithms such as orthogonal matching pursuit (OMP). Then, DDNN is used to improve the channel estimation accuracy by exploiting the correlation between the real and imaginary parts of the mm-Wave channel in angular-delay domain. During training, the input is the OMP-reconstructed channel matrix and the output is the noise, i.e., the difference between the OMP estimate and the ground truth channel data. This method leverages both CS and DL yielding a performance better than using these techniques individually. The major drawback is the additional hardware complexity introduced by the active IRS elements.

Lessons Learned: DDNN methods enjoys less MSE compared to other method since it involves an additional OMP stage. CL-based channel estimation can be inefficient due to involving large dataset transmission, for which FL-based techniques are favorable.

Once the IRS channel is estimated, the next task is to configure the IRS beamformers as discussed in the sequel.

IV. DL-AIDED BEAMFORMING FOR IRS APPLICATIONS

Beamforming in IRS-based communications has diverse applications such as IRS-only beamforming (passive), BS-IRS beamforming (active/passive), secure beamforming (eavesdroppers included), energy-efficient beamforming, and indoor IRS beamforming. There are specific DL challenges and solutions to each one of these problems.

A. Beamforming at the IRS

The IRS beamforming requires passive elements continuously to reliably reflect the BS signal to the users. Here, the MLP architecture [10] is helpful in designing the reflect beamforming weights using active IRS elements [9]. These elements are randomly distributed through the IRS. They

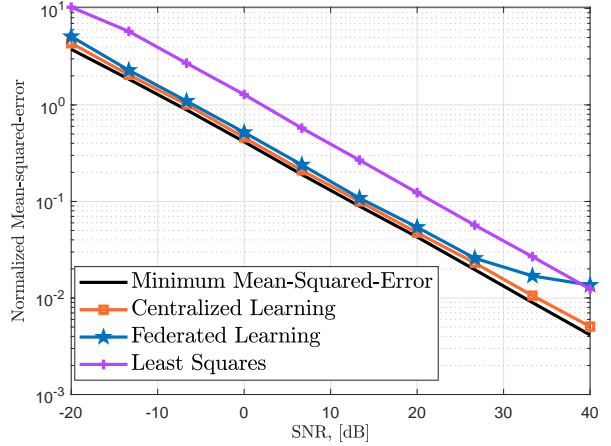


Fig. 3. The mean-squared-error of channel estimates normalized against ground truth channel, obtained using CNN in centralized and federated learning frameworks, MMSE and LS. The BS consisted of 64 antennas and IRS employed 64 passive reflecting elements [7, 8].

are used for pilot training, after which compressed channel estimation is carried out using OMP. In order to collect the dataset, the reflect beamforming weights are optimized by using the estimated channel data. Finally, a training dataset is constructed with channel data and reflect beamformers as the input-output pairs for an SL framework. Note that the active IRS elements present similar shortcomings as in [9]. However, the method in [10] excels by leveraging DL for designing beamformers.

The labeling process in [10] demands solving an optimization problem for each channel instance in training data generation stage. One possible way to mitigate this is to use label-free techniques, such as UL. The UL approach in [11] for reflect beamforming design employs MLP with five fully connected layers. The network maps the vectorized cascaded and direct channel data input to the output comprising the phase values of the reflect beamformers. The loss function is selected as the negative of the norm of the channel vector, which may seem like an unsupervised approach because it does not minimize the error between the label and learning model prediction. However, this technique yields the phase information at the output uniquely for each training samples. Consequently, the beamformers implicitly behave like a label in the training process. In [11], the output of the NN is a design parameter, i.e., reflect beamformer phases, which have the complexity of beamformer optimization for each input.

In order to eliminate the expensive labeling process of the SL-based techniques, [12] employed RL to design the reflect beamformers for single-antenna users and BS. The RL is a promising approach which directly yields the output by optimizing the objective function of the learning model. First, the channel state is estimated by using two orthogonal pilot signals. An action vector is selected either by exploitation (using prior experience of the learning model) or exploration (using a predefined codebook). After computing the achievable rate based on the selected action vector from the environ-

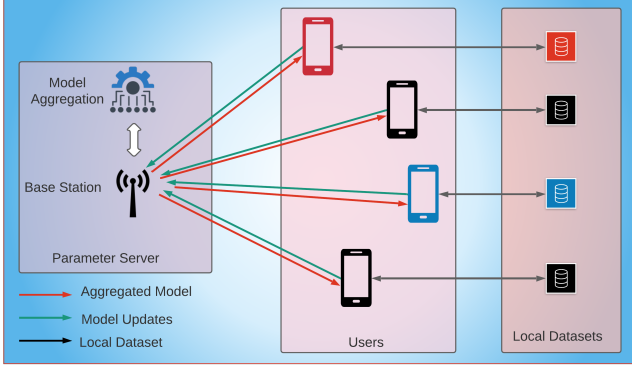


Fig. 4. In the FL framework, each user (center) processes its own local dataset (right), computes the model updates (gradients), and sends them to the PS (left). The server aggregates the collected model updates and the updated model parameters are sent back to the users.

ment, a reward or penalty is imposed by comparing with the achievable rate with a threshold. Upon reward calculation, a Deep Quality Network (DQN) (Fig. 5) updates the map from the input state (channel data) to the output action (action vector composed of reflect beamformer weights). The training data is generated in an electromagnetic (EM) simulation tool, and this process is repeated for several input states until the learning model converges. While RL is not an IRS-specific technique, it is particularly useful in lowering the overhead of labeling process as compared to SL architectures deployed by RNN or CNN models, which require labeled datasets. The RL algorithm learns reflect beamformer weights based on the optimization of the achievable rate. Thus, RL presents a solution for online learning schemes, where the model effectively adapts to the changes in the propagation environment. However, RL techniques have longer training times than the SL approaches because reward mechanism and discrete action spaces make it difficult to reach the global optimum. The label-free process implies that the RL usually has slightly poorer performance than the SL.

To accelerate the training stage by the use of continuous action spaces, a deep deterministic policy gradient (DDPG) (Fig. 5) was introduced in [3]. Here, actor-critic network architectures are used to compute actions and target values, respectively. First, the learning stage is initialized by the use of input state excited by cascaded and direct channels. Given the state information, a deep policy network (DPN) (actor) constructs the actions (reflection beamformer phases). Here, the DPN provides a continuous action space that converges faster than the DQN architecture in [12]. The action vector is used by the critic network architecture to estimate the received signal-to-noise-ratio (SNR) as objective. This SNR then yields the target beamformer vector under the learning policy. Using the gradient of DPN, the network parameters are updated and the next state is constructed as the combination of the received SNR and the reflecting beamformers. This process is repeated until it converges. [13] devised a joint learning and optimization technique. The key idea is to use DDPG to search

for optimal action for each decision epoch during training. Then, a feasible beamformer vector is found via optimization in a convex-approximation setting.

Even if RL is a label-free approach that reduces the overhead during training data generation, training approaches in [3, 12, 13] demand expensive transmission overhead to be trained on huge datasets. This is mitigated in FL techniques. The FL approach in [14] learns the IRS reflect beamformers by training an MLP by computing the model updates at each user with the local dataset. The model updates are aggregated in a parameter server (PS), which is connected to the IRS. The MLP input is the cascaded channel information and the output labels are IRS beamformer weights. The federated architecture lowers the transmission overhead during training. However, it is assumed that the PS is connected to the IRS. The simple architecture of the IRS could make this infeasible. It is more practical to access the PS via BS for model training.

B. Secure-Beamforming

Physical layer security in wireless systems is largely achieved through signal processing techniques, such as cooperative relaying and cooperative jamming. The hardware complexity is a major issue in these methods. The low-cost, less complex IRS-based systems have the potential to mitigate these problems. The RL-based secure beamforming [15] minimizes the secrecy rate by jointly designing the beamformers at the IRS and BS to serve multiple legitimate users in the presence of eavesdroppers. The RL algorithm accepts the states as the channel information of all users, secrecy rate and transmission rate. Similar to [3], the action vector are beamformers at the BS and IRS. The reward function is designed based on the secrecy rate of users. A DQN is trained to learn the beamformers by minimizing the secrecy rate while guaranteeing the quality-of-service requirements. The model training takes place at the BS, which is responsible for collecting the environment information (channel data) and making decisions for secure beamforming. This scheme is more realistic and reliable than that of [3, 12], which ignore the effect of eavesdroppers. The learning model includes high-dimensional state and action information, such as the channels of all users and beamformers of BS and IRS. This may necessitate more computing resources for training than non-secure IRS [3, 12] and conventional SL techniques [7, 10].

C. Energy-Efficient Beamforming

The IRS configuration dynamically changes depending on the network status. It is very demanding for the BS to optimize the transmit power every time when the on/off status of IRS elements is updated. This could be addressed by accounting energy-efficiency in the beamformer design problem. In [5], a self-powered IRS scenario maximizes the energy-efficiency by optimizing the transmit power and the IRS beamformer phases. In this DQN-based RL approach, the BS learns the outcome of the system performance while updating the model parameters. Thus, the BS makes decisions to allocate the radio resources by relying on only the estimated channel information. The dataset for the RL framework has states

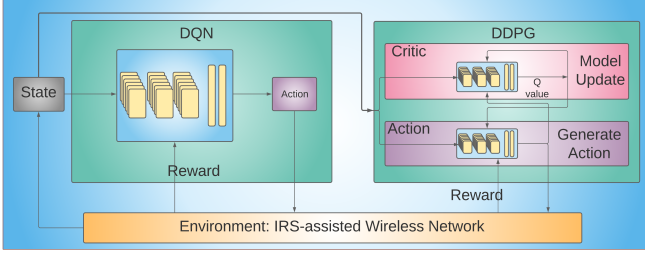


Fig. 5. In RL, the DQN and DDPG architectures accept same state (channel data and received SNR) and environment data (beamformers to be evaluated). The DQN involves training a single neural network based on the reward determined from the environment. On the other hand, the DDPG has multiple neural networks, where actor-critic architectures are used to compute actions and target values, respectively.

selected as the estimated channels from users and the energy level of the IRS. Meanwhile, the action vector includes the transmit power, the IRS beamformer phases and on/off status of the IRS elements. The learning policy is based on the reward which is selected as the energy-efficiency of the overall system. In contrast to other beamforming schemes [3, 7, 10], the major advantage of this approach is taking into account the energy efficiency of the overall system. However, this work considers only IRS beamforming and ignores the same at the BS.

D. Beamforming for Indoor IRS

Different from the above scenarios, [4] addresses the IRS beamformer design problem in an indoor communications scenario to increase the received signal strength (RSS) (see Fig. 1). This is particularly useful from the perspective of low hardware complexity because it eliminates deployment of multiple BSs to improve RSS. The MLP architecture in [4] accepts two-dimensional user position vector and yields the IRS beamformer phases at the output. Since the channel data is not employed as input, the network does not have to deal with severe environmental fluctuations. However, the learning model trains on specific room environments and may perform poorly for different room conditions or different obstacle distribution in the same room. This is mitigated in RL-based solutions which are highly adaptive to different environments [3, 12].

Lessons Learned: For the DL-based beamforming techniques, compared to SL, RL-based methods are advantageous since they do not involve labeling procedure. Among RL-based techniques, DQN has simple architecture with longer convergence times whereas DDPG techniques consist of actor-critic spaces and provide better accuracy and faster convergence. FL is favorable for reducing the dataset transmission overhead, hence integrated FL-RL techniques can be helpful.

V. CHALLENGES AND FUTURE RESEARCH DIRECTIONS

Several challenges remain for DL architectures to reach their full potential in realizing significant performance gains and efficiency for IRS-assisted wireless systems. In the following,

we separately discuss the design challenges of DL models and IRS-assisted emerging applications. Given that it is an emerging technology, larger sets of real data are not yet available. Then, model training consumes much time and resources, including parallel processing and storage. Further, to achieve commercial viability of DL-based IRS-aided communications, dynamically adapting to changes in the environment is crucial. Finally, new IRS-specific implementation challenges have also been identified within emerging technologies such as terahertz communications, cell-free massive MIMO, drone operations, and open radio access network (RAN).

A. DL-Related Challenges

1) *Data collection:* Massive data collection hampers successful performance of DL-based techniques for all wireless communications tasks: signal detection, channel estimation, and beamformer design. The signal detection requires collection and storage of transmit and receive data symbols for different channel conditions, e.g., user location/angles and modulation types [6]. The prerequisites for channel estimation and beamforming are even more tedious because of additional labeling process. This is difficult to overcome in, especially online scenarios. Apart from SL, the label-free structure in RL is particularly helpful but at the cost of training times. It is possible to relax the data collection requirements by realizing the propagation environment in a numerical EM simulation tool [10, 12] and then using a more realistically simulated data. This is helpful in constructing the training dataset offline but chances of failure remain in a real world scenario. Very recently, public datasets for channel estimation problem in IRS-aided communications were made available in the 2021 IEEE Signal Processing Cup competition.

2) *Model training:* The models are usually trained offline prior to their online deployment at a PS connected to the BS. In addition, the model training complexity increases with the number of IRS elements and number of IRSs deployed between the users and the BS. The experimental studies usually include approximately 10000 IRS elements operating at 10.5 GHz [17]. Hence, huge transmission overhead is introduced for model training. The FL has potential to reduce this cost and enable a communication-efficient model training (see, e.g., Fig. 3). Here, combining the label-free structure of RL and the communications efficiency of FL, i.e. federated reinforcement learning, could be the next step.

3) *Environment adaptation and robustness:* The behavior of the channel affects all DL-based tasks including channel estimation, beamforming, user scheduling, power allocation, and antenna selection/switching. Addressing the trade-off between the bias and the variance of the model output is essential for robust performance. As a result, the performance degrades significantly when the learning model is fed with the input from unlearned/uncovered data space. In order to cover larger data spaces and provide a robust performance against the changes in the environment, wider and deeper learning models are required. But the current DL architectures for wireless communications comprise less than a million neurons and are composed of only a few layers (Table 1) [8]. Therefore,

wider and deeper designs are of great interest for future DL-based IRS-aided systems. This is usually achieved using a validation data so that the learning model does not either over-fit or under-fit the training data. Nonetheless, this does not generalize the learning performance to different environments. Moreover, the current DL architectures for wireless systems remain environment-specific because the input data space of their learning model is limited.

B. IRS-Related Challenges

1) *Cell-free networks*: Cell-free (CF) massive MIMO outperforms conventional massive MIMO systems by providing lower average path loss, some degree of channel hardening and suppressed inter-cell interference. To improve the network capacity and energy-efficiency, IRS-assisted schemes can be helpful. Nevertheless, the joint design of beamformers and IRS phase shifts remain as a main challenge, which invites low complexity approaches, e.g., scalable network design and long-term passive beamforming.

2) *THz implementation*: Compared to mm-Wave frequencies, the propagation loss is more significant in THz bands, which implies shorter ranges. Therefore, IRS deployment is advantageous to extend the coverage of BS. Apart from the challenges for THz-enabled electric circuitry, IRS-assisted THz communication requires an accurate signal modeling, which is different than the mm-Wave counterpart. Specifically, the former is usually modeled with a single line-of-sight (LoS) path with several non-LoS paths whereas the latter assumes the superposition of multiple LoS paths. Furthermore, *beam split* phenomenon occurs in THz [18], which is described as the generated beams at different frequencies split into multiple directions. While time-domain solution can be employed to eliminate beam squint, hardware-efficient techniques are still of interest.

3) *Integrated sensing and communications*: ISAC has been envisioned as a hardware and energy efficient paradigm to combine both radar/sensing and communication applications [19]. The usage of IRS can bring new advantageous to ISAC systems in terms of extending the sensing/communication coverage, interference suppression and security [20]. Thus, the IRS-assisted ISAC systems introduce several new research directions such as unified radar/communication waveform design, multi-hop channel acquisition and secure communication and detection.

VI. SUMMARY AND FUTURE OUTLOOK

We surveyed DL architectures for IRS-assisted wireless systems for key applications of signal detection, channel estimation, and beamforming. We extensively discussed various learning schemes and model architectures, such as SL, UL, FL and RL for IRS applications. The DL-based IRS systems are advantageous in terms of complexity and robustness. We concluded the following remarks:

- The SL exhibits better performance than UL and RL because of label usage. The UL and RL are label-free schemes that provide less complexity during training data generation. However, UL still involves an optimization stage for each data

instance. Among all, the RL is the most promising technique because of its standalone operation and the consequent ability to adapt to environmental changes at the cost of longer training times.

- The FL reduces the transmission overhead significantly and can be integrated with the other learning methods. The combination of FL- and RL-based learning policies not only exhibits a communication-efficient model training but also provides environmental adaptation.

- DL-related challenges include data collection, model training, and environment adaptation. These should be addressed simultaneously to provide a reliable DL architecture for the next-generation IRS-assisted wireless systems. Specifically, the combination of FL and RL should be fed with the collection of huge datasets and massive neural networks so that a robust DL architecture is achieved.

- In IRS-assisted CF massive MIMO, multi-hop channel acquisition and low-complexity beamforming techniques are of great interest in the future.

- The usage of IRS can improve the communication coverage in THz applications, for which efficient techniques for beam squint elimination and hardware design are some of the main future research directions.

- The IRS-assisted ISAC can be significantly advantageous in terms of coverage and interference suppression. The open research topics include the unified waveform design, channel acquisition and security.

REFERENCES

- [1] S. Gong, X. Lu, D. T. Hoang, D. Niyato, L. Shu, D. I. Kim, and Y. Liang, "Towards Smart Wireless Communications via Intelligent Reflecting Surfaces: A Contemporary Survey," *IEEE Commun. Surveys Tuts.*, pp. 1–1, 2020.
- [2] Q. Wu and R. Zhang, "Intelligent Reflecting Surface Enhanced Wireless Network via Joint Active and Passive Beamforming," *IEEE Trans. Wireless Commun.*, vol. 18, no. 11, pp. 5394–5409, Aug. 2019.
- [3] K. Feng, Q. Wang, X. Li, and C. Wen, "Deep Reinforcement Learning Based Intelligent Reflecting Surface Optimization for MISO Communication Systems," *IEEE Wireless Commun. Lett.*, vol. 9, no. 5, pp. 745–749, 2020.
- [4] C. Huang, G. C. Alexandropoulos, C. Yuen, and M. Debbah, "Indoor Signal Focusing with Deep Learning Designed Reconfigurable Intelligent Surfaces," in *2019 IEEE 20th International Workshop on Signal Processing Advances in Wireless Communications (SPAWC)*, 2019, pp. 1–5.
- [5] G. Lee, M. Jung, A. T. Z. Kargari, W. Saad, and M. Bennis, "Deep reinforcement learning for energy-efficient networking with reconfigurable intelligent surfaces," in *ICC 2020 - 2020 IEEE International Conference on Communications (ICC)*, 2020, pp. 1–6.
- [6] S. Khan, S. Durrani, and X. Zhou, "Transfer Learning Based Detection for Intelligent Reflecting Surface Aided Communications," in *2021 IEEE 32nd Annual International Symposium on Personal, Indoor and Mobile Radio Communications (PIMRC)*. IEEE, pp. 13–16.
- [7] A. M. Elbir, A. Papazafeiropoulos, P. Kourtessis, and S. Chatzinotas, "Deep Channel Learning for Large Intelligent Surfaces Aided mm-Wave Massive MIMO Systems," *IEEE Wireless Commun. Lett.*, vol. 9, no. 9, pp. 1447–1451, 2020.
- [8] A. M. Elbir and S. Coleri, "Federated Learning for Channel Estimation in Conventional and RIS-Assisted Massive MIMO," *IEEE Trans. Wireless Commun.*, vol. 21, no. 6, pp. 4255–4268, Nov. 2021.
- [9] S. Liu, Z. Gao, J. Zhang, M. D. Renzo, and M. Alouini, "Deep Denoising Neural Network Assisted Compressive Channel Estimation for mmWave Intelligent Reflecting Surfaces," *IEEE Trans. Veh. Technol.*, vol. 69, no. 8, pp. 9223–9228, 2020.
- [10] A. Taha, M. Alrabeiah, and A. Alkhateeb, "Enabling Large Intelligent Surfaces With Compressive Sensing and Deep Learning," *IEEE Access*, vol. 9, pp. 44 304–44 321, Mar. 2021.

- [11] J. Gao, C. Zhong, X. Chen, H. Lin, and Z. Zhang, "Unsupervised Learning for Passive Beamforming," *IEEE Commun. Lett.*, vol. 24, no. 5, pp. 1052–1056, 2020.
- [12] A. Taha, Y. Zhang, F. B. Mismar, and A. Alkhateeb, "Deep Reinforcement Learning for Intelligent Reflecting Surfaces: Towards Standalone Operation," in *2020 IEEE 21st International Workshop on Signal Processing Advances in Wireless Communications (SPAWC)*, 2020, pp. 1–5.
- [13] S. Gong, J. Lin, B. Ding, D. Niyato, D. I. Kim, and M. Guizani, "When Optimization Meets Machine Learning: The Case of IRS-Assisted Wireless Networks," *IEEE Network*, pp. 1–9, Apr. 2022.
- [14] D. Ma, L. Li, H. Ren, D. Wang, X. Li, and Z. Han, "Distributed Rate Optimization for Intelligent Reflecting Surface with Federated Learning," in *2020 IEEE International Conference on Communications Workshops (ICC Workshops)*, 2020, pp. 1–6.
- [15] H. Yang, Z. Xiong, J. Zhao, D. Niyato, L. Xiao, and Q. Wu, "Deep Reinforcement Learning Based Intelligent Reflecting Surface for Secure Wireless Communications," *IEEE Trans. Wireless Commun.*, p. 1, Sep 2020.
- [16] L. Dai, R. Jiao, F. Adachi, H. V. Poor, and L. Hanzo, "Deep Learning for Wireless Communications: An Emerging Interdisciplinary Paradigm," *IEEE Wireless Commun.*, vol. 27, no. 4, pp. 133–139, 2020.
- [17] W. Tang, M. Z. Chen, X. Chen, J. Y. Dai, Y. Han, M. Di Renzo, Y. Zeng, S. Jin, Q. Cheng, and T. J. Cui, "Wireless Communications With Reconfigurable Intelligent Surface: Path Loss Modeling and Experimental Measurement," *IEEE Trans. Wireless Commun.*, vol. 20, no. 1, pp. 421–439, Sep. 2020.
- [18] J. Tan and L. Dai, "Wideband Beam Tracking in THz Massive MIMO Systems," *IEEE J. Sel. Areas Commun.*, vol. 39, no. 6, pp. 1693–1710, Apr 2021.
- [19] F. Liu, Y. Cui, C. Masouros, J. Xu, T. X. Han, Y. C. Eldar, and S. Buzzi, "Integrated Sensing and Communications: Toward Dual-Functional Wireless Networks for 6G and Beyond," *IEEE J. Sel. Areas Commun.*, vol. 40, no. 6, pp. 1728–1767, Mar. 2022.
- [20] A. M. Elbir, K. V. Mishra, M. R. B. Shankar, and S. Chatzinotas, "The Rise of Intelligent Reflecting Surfaces in Integrated Sensing and Communications Paradigms," *arXiv*, Apr. 2022.