

MULTIFLYPES OF RECTANGULAR DIAGRAMS OF LINKS

IVAN DYNNIKOV AND VERA SOKOLOVA

ABSTRACT. We introduce a new very large family of transformations of rectangular diagrams of links that preserve the isotopy class of the link. We provide an example when two diagrams of the same complexity are related by such a transformation and are not obtained from one another by any sequence of ‘simpler’ moves not increasing the complexity of the diagram along the way.

INTRODUCTION

It is shown in [3] that rectangular diagrams of links (also known as arc-presentations and grid diagrams) allow one to solve certain decidability problems in knot theory using one of the most naive approaches, which is based on monotonic simplification. Namely, one can decide whether the given rectangular diagram represents an unknot, a split link, or a composite link by successively applying all possible sequences of elementary moves not increasing the number of edges, and check if any of the obtained diagrams is trivial, split, or composite, respectively. Previously known solutions of these problems, the first of which are due to W. Haken [7] and H. Schubert [11], use much more advanced technique.

Elementary moves involved in the monotonic simplification procedure mentioned above include only very simple transformations called exchange moves, stabilizations and destabilizations. There are several reasons to look for more general families of moves preserving the isotopy class of the link.

One reason is that more general moves might make the monotonic simplification faster. To this writing, the algorithms based on monotonic simplification of rectangular diagrams have exponential asymptotic complexity due to the fact that the simplification is not *strictly* monotonic.

Another reason is a hope that more general moves would allow to solve more algorithmic problems in the same manner. One of such problems, which is most natural to consider after the unknottedness, splitness, and factorization ones, is finding the JSJ-decomposition of the link complement (solved in [5, 6] with the help of Kneser–Haken normal surfaces). It is also natural to try extending the monotonic simplification approach to general links.

Finally, studying the combinatorics of more general transformations may result in new classification results and more efficient estimates for the number of elementary moves (or Reidemeister moves for planar diagrams) needed to transform one diagram to another if they represent isotopic links.

A class of transformations of rectangular diagrams generalizing elementary moves was introduced in [2], where the new transformations were called flypes, since in certain situations they converted into flypes of the respective planar diagrams. However, these moves did not help to advance in any of the directions listed above.

In particular, it is shown in [8] that flypes of rectangular diagrams do not allow to detect satellite knots by means of monotonic simplification. An example of two rectangular diagrams, which we denote here by R_{\star} and R_{∞} (with the former modified in an obvious way by exchange moves), representing the same satellite knot are provided (see [8, Section 7]) such that R_{∞} is not ‘obviously satellite’ and admits no complexity preserving flype changing the combinatorial type of the diagram, whereas R_{\star} is ‘obviously satellite’.

Below we introduce a much more general type of moves, which we call multiflypes because they have been originally thought of as several flypes performed simultaneously. The main result of the present paper is a proof that these new moves preserve the isotopy class of the link. We also use the example

The work of the first named author is supported by the Russian Science Foundation under grant 19-11-00151.

from [8] to show an advantage of the new moves: they allow to proceed from R_\circ to R_{\star} without increasing the complexity along the way.

1. PRELIMINARIES

We denote by \mathbb{T}^2 the two-dimensional torus $\mathbb{S}^1 \times \mathbb{S}^1$, and by θ, φ the angular coordinates on \mathbb{T}^2 , which run through $\mathbb{S}^1 = \mathbb{R}/(2\pi\mathbb{Z})$. Denote by p_θ and p_φ the projection maps from \mathbb{T}^2 to the first and the second \mathbb{S}^1 -factors, respectively. For any $\theta_0, \varphi_0 \in \mathbb{S}^1$, we put $m_{\theta_0} = \{\theta_0\} \times \mathbb{S}^1$, $\ell_{\varphi_0} = \mathbb{S}^1 \times \{\varphi_0\}$, and call these a *meridian* and a *longitude* of \mathbb{T}^2 , respectively.

For two distinct points $x_1, x_2 \in \mathbb{S}^1$ we denote by $[x_1; x_2]$ (respectively, $(x_1; x_2)$) the closed (respectively, open) interval in \mathbb{S}^1 starting at x_1 and ending at x_2 .

Definition 1.1. An oriented rectangular diagram of a link is a non-empty finite subset $R \subset \mathbb{T}^2$ with a decomposition $R = R^+ \sqcup R^-$ into a disjoint union of two subsets R^+ and R^- such that we have $p_\theta(R^+) = p_\theta(R^-)$, $p_\varphi(R^+) = p_\varphi(R^-)$, and each of p_θ, p_φ restricted to each of R^+, R^- is injective.

The elements of R (respectively, of R^+ or R^-) are called *vertices* (respectively, *positive vertices* or *negative vertices*) of R .

Pairs (u, v) of vertices of R such that $p_\theta(u) = p_\theta(v)$ (respectively, $p_\varphi(u) = p_\varphi(v)$) are called *vertical* (respectively, *horizontal*) *edges* of R .

All points in

$$(p_\theta(R) \times p_\varphi(R)) \setminus R \subset \mathbb{T}^2$$

are called *crossings* of R .

With every oriented rectangular diagram of a link R one associates a topological oriented link type $\mathcal{L}(R)$ as follows. First, choose a meridian m_{θ_0} and a longitude ℓ_{φ_0} not passing through a vertex of R and cut \mathbb{T}^2 along $m_{\theta_0} \cup \ell_{\varphi_0}$ to obtain a square. Then connect, by a straight line segment, every pair of vertices of R forming an edge of R . At every intersection point, regard the vertical arc as overcrossing. The vertical arcs are oriented from a positive vertex to a negative one, and horizontal arcs from a negative vertex to a positive one. The obtained oriented planar diagram of a link represents $\mathcal{L}(R)$. An example is shown in Figure 1.1. Here and below positive vertices are shown in black, and negative vertices in white.

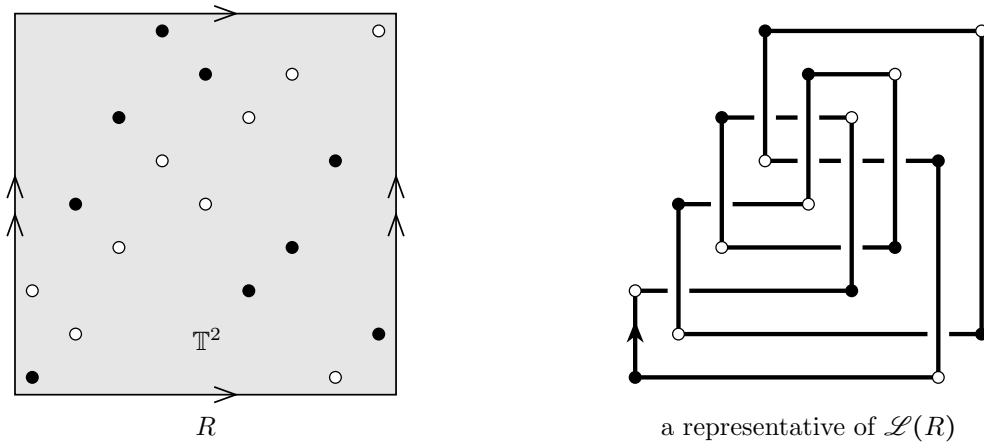


FIGURE 1.1. A rectangular diagram of a link and a planar diagram of the corresponding link

It will be convenient in the sequel to represent any rectangular diagram of a link R by the following function $\sigma : \mathbb{T}^2 \rightarrow \{-1, 0, 1\}$, which will be called *the characteristic function of R* :

$$\sigma_R(v) = \begin{cases} 0, & \text{if } v \notin R, \\ 1, & \text{if } v \in R^+, \\ -1, & \text{if } v \in R^-. \end{cases}$$

By a *rectangle* we mean a subset r of \mathbb{T}^2 of the form $[\theta_1; \theta_2] \times [\varphi_1; \varphi_2]$, where $\theta_1, \theta_2, \varphi_1, \varphi_2 \in \mathbb{S}^1$. With every rectangle $r = [\theta_1; \theta_2] \times [\varphi_1; \varphi_2]$ we associate a *trivial rectangular diagram of a link* $R(r)$ as follows:

$$R(r)^+ = \{(\theta_1, \varphi_1), (\theta_2, \varphi_2)\}, \quad R(r)^- = \{(\theta_1, \varphi_2), (\theta_2, \varphi_1)\}.$$

Clearly, $R(r)$ represents an unknot.

For any rectangle r , we denote $\sigma_{R(r)}$ by σ_r for brevity.

Definition 1.2. Let R and R' be oriented rectangular diagrams of links. The passages from R to R' and from R' to R are called *elementary moves* if there is a rectangle r such that:

- (1) $\sigma_R - \sigma_{R'} = \sigma_r$
- (2) the intersection $R \cap r$ consists of exactly one, two, or three successive vertices of r .

Elementary moves defined in this way include all versions of exchange moves (also called commutations in the literature), stabilizations and destabilizations introduced in earlier works [1, 3], and also some compositions of these moves with several exchange moves. It is easy to verify that all elementary moves preserve the isotopy class of the link associated with the diagram.

2. DEFINITION OF A MULTIFLYPE AND THE MAIN RESULT

There are four similar versions of multiflypes related with one another by symmetries $(\theta, \varphi) \mapsto (-\theta, \varphi)$ and $(\theta, \varphi) \mapsto (\theta, -\varphi)$. Each type of multiflypes is assigned an arrow \nearrow , \nwarrow , \swarrow , or \searrow , on which the symmetries act accordingly.

Let R be an oriented rectangular diagram of a link, and let $A \subset \mathbb{T}^2$ be an annulus such that:

- (1) the boundary ∂A is transverse to all meridians and longitudes, and the slope of ∂A is positive, that is, $d\varphi/d\theta > 0$ on ∂A ;
- (2) ∂A misses all crossings of R (which are defined in Definition 1.1);
- (3) there is no pair of distinct points $u, v \in \partial A$ not forming a vertical (respectively, horizontal) edge of R but lying on the same meridian (respectively, longitude) and such that $p_\varphi(u), p_\varphi(v) \in p_\varphi(R)$ (respectively, $p_\theta(u), p_\theta(v) \in p_\theta(R)$).

We denote by $\partial_1 A$ the connected component of ∂A defined by demanding that a small push off of $\partial_1 A$ in the $(1, -1)$ -direction lies outside of A . The other connected component is denoted by $\partial_2 A$.

For every point $v \in A \setminus \partial A$, denote by r_v a rectangle $[\theta_1; \theta_2] \times [\varphi_1; \varphi_2]$ such that $(\theta_1, \varphi_1) = v$, $(\theta_2, \varphi_1) \in \partial_1 A$, and $(\theta_1, \varphi_2) \in \partial_2 A$ (see Figure 2.1). Such a rectangle is clearly unique. Denote by \bar{v} the vertex of r_v

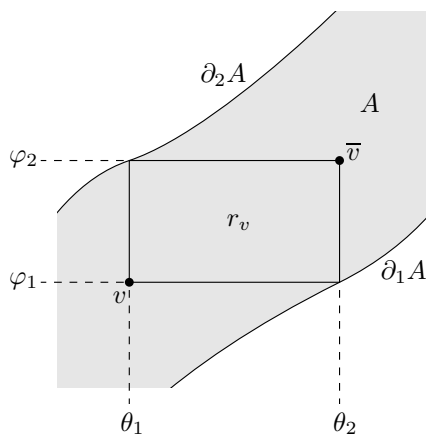


FIGURE 2.1. The rectangle r_v

opposite to v .

Proposition 2.1. *There exists a (unique) oriented rectangular diagram of a link R' such that*

$$(2.1) \quad \sigma_{R'} = \sigma_R - \sum_{v \in R \cap (A \setminus \partial A)} \sigma_R(v) \sigma_{r_v}.$$

Proof. We give a geometric interpretation of (2.1) from which it is clear that R' is a well defined oriented rectangular diagram of a link.

First, note that, on any meridian m_{θ_0} and on any longitude ℓ_{φ_0} , the right hand side of (2.1) sum up to zero, since so does each summand in it. So, it suffices to verify that the right hand side of (2.1) takes only values in $\{-1, 0, 1\}$, and on every meridian and longitude, it takes non-zero values at at most two points.

The map $v \mapsto \bar{v}$ is clearly a bijection from $A \setminus \partial A$ to itself. If $v \in R \cap (A \setminus \partial A)$, then the subtraction of $\sigma_R(v) \sigma_{r_v}$ from σ_R , geometrically, results in removing v from the diagram and adding \bar{v} with the opposite sign. So, inside the domain $A \setminus \partial A$, the geometric meaning of (2.1) is the replacement of every vertex v in $R \cap (A \setminus \partial A)$ by the respective vertex \bar{v} having the opposite sign.

Some vertices are also removed or added at ∂A , and the rule defined by (2.1) is as follows. Let $(\theta_0, \varphi_0) \in \partial_1 A$, and let $[\theta_1; \theta_0] \times \{\varphi_0\}$ be a maximal horizontal arc contained in A . If there are two or no vertices of R in the open arc $(\theta_1; \theta_0) \times \{\varphi_0\}$, then no change of the diagram occurs at (θ_0, φ_0) . If this arc contains exactly one vertex and (θ_0, φ_0) is also a vertex of R , then this vertex is removed. Otherwise, a vertex is added at (θ_0, φ_0) .

The change of the diagram at any $(\theta_0, \varphi_0) \in \partial_2 A$ depends similarly on the number of vertices of R in $\{\theta_0\} \times (\varphi_1; \varphi_0)$, where $\{\theta_0\} \times [\varphi_1; \varphi_0]$ is a maximal vertical arc contained in A .

Thus, the only way in which the right hand side of (2.1) may fail to be the characteristic function of an oriented rectangular diagram is that it takes non-zero values at four or more points contained in a single meridian or longitude. One can see that the conditions imposed on the choice of A guarantee that this does not happen. \square

The passage from R to R' defined by (2.1) is called a \nearrow -multiflype (based on A). The other types of multiflypes are defined as follows:

$$\begin{aligned} s_1(R) \mapsto s_1(R') & \quad \text{is a } \nwarrow\text{-multiflype,} \\ s_-(R) \mapsto s_-(R') & \quad \text{is a } \searrow\text{-multiflype,} \\ (s_1 \circ s_-)(R) \mapsto (s_1 \circ s_-)(R') & \quad \text{is a } \swarrow\text{-multiflype,} \end{aligned}$$

where

$$s_1(\theta, \varphi) = (-\theta, \varphi), \quad s_-(\theta, \varphi) = (\theta, -\varphi).$$

The proof of the following two statements is easy and left to the reader.

Proposition 2.2. *The inverse of a \nearrow -multiflype (respectively, \nwarrow -multiflype) is a \swarrow -multiflype (respectively, \searrow -multiflype).*

Proposition 2.3. *Elementary moves of oriented rectangular diagrams of links are exactly multiflypes such that the interior of the respective annulus A contains exactly one vertex of the diagram.*

The following theorem is the main result of this paper.

Theorem 2.1. *If $R \mapsto R'$ is a multiflype, then $\mathcal{L}(R) = \mathcal{L}(R')$.*

The proof will be given in Section 4.

3. AN EXAMPLE

Shown at the top of Figure 3.1 is an oriented rectangular diagram R_{\star} of a link which is a satellite knot. Namely, it is a 2-cable of the trefoil knot, and the satellite structure is clearly visible from the diagram.

The diagram R_{\circlearrowleft} in the middle row represents the same knot, but it is already non-trivial to detect the satellite structure from this diagram. It is easy to see that no combinatorially non-trivial and complexity-preserving elementary move can be applied to R_{\circlearrowleft} . Moreover, it is shown in [8] that the combinatorial structure of R_{\circlearrowleft} cannot be changed by more general moves called flypes in [2], without introducing more

edges. Thus, with only flypes at hand, the monotonic simplification method does fail at detecting the satellite structure of this knot from the diagram R_{∞} .

This detection becomes possible with the help of multiflypes. The diagram R_{\star} in Figure 3.1, if viewed combinatorially, is obtained from R_{∞} by a single multiflype preserving the number of edges. This is demonstrated in the bottom row of Figure 3.1, where the respective annulus A is shown as a shaded region, and all involved rectangles of the form r_v are also indicated. It is then two elementary moves

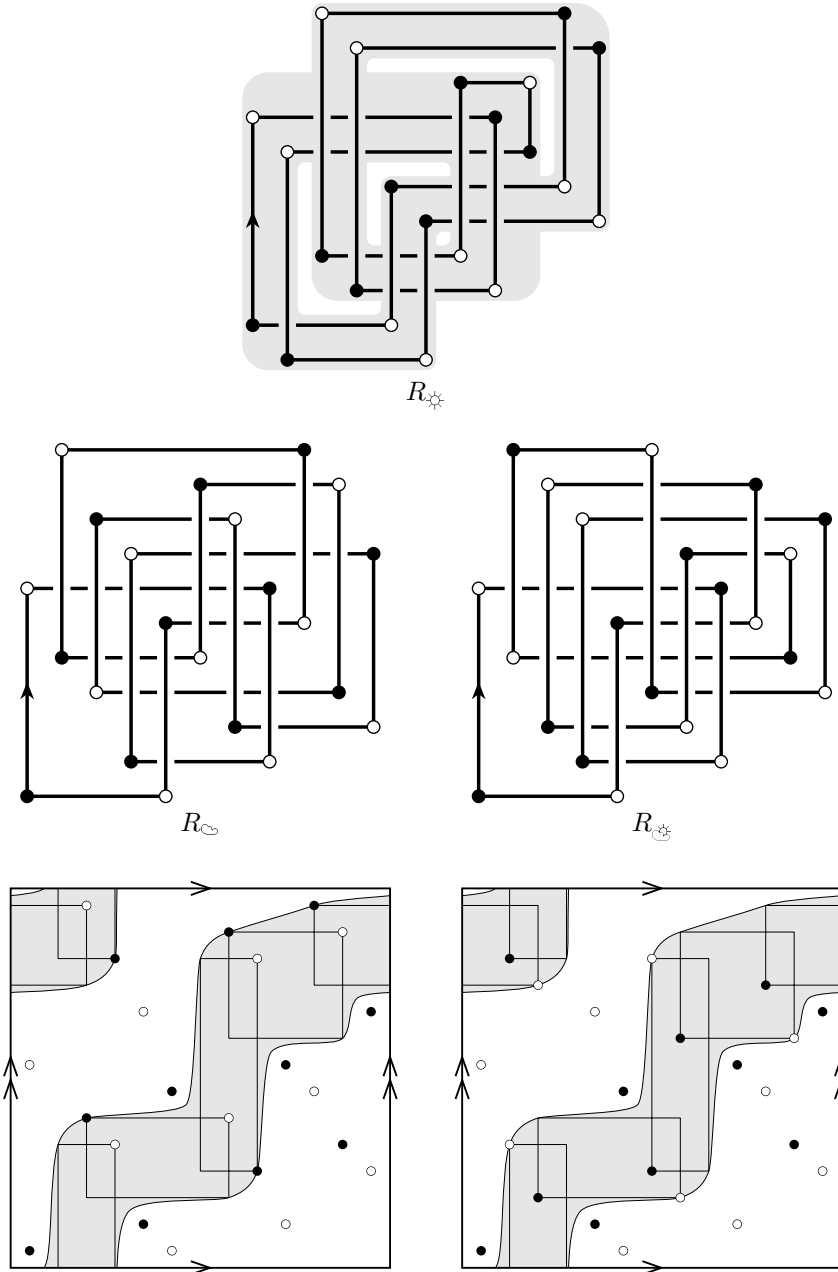


FIGURE 3.1. The transitions $R_{\infty} \mapsto R_{\star}$ and $R_{\star} \mapsto R_{\infty}$ are (combinatorially) a \swarrow -flype and a \nearrow -flype, respectively

preserving the number of edges (exchange moves) to obtain $R_{\star\star}$ from R_{\star} (a shift one step up is also in order).

4. PROOF OF THEOREM 2.1

4.1. Preparations. We keep the notation and the settings from Section 2. In particular, we use the bijection $v \mapsto \bar{v}$ from $A \setminus \partial A$ to itself and extend it to the whole of A by continuity. Namely, for $v \in \partial_1 A$ (respectively, $v \in \partial_2 A$), the point \bar{v} is defined by the condition that a connected component of the intersection of some meridian (respectively, longitude) with A has the form $\{\theta_0\} \times [\varphi_1; \varphi_2]$ with $(\theta_0, \varphi_1) = v$ and $(\theta_0, \varphi_2) = \bar{v}$ (respectively, $[\theta_1; \theta_2] \times \{\varphi_0\}$ with $(\theta_1, \varphi_0) = v$ and $(\theta_2, \varphi_0) = \bar{v}$). If $v \in \partial A$, then the notation σ_{r_v} refers to the identically zero function on \mathbb{T}^2 .

We assume that $R \mapsto R'$ is a \mathcal{A} -multitype based an annulus $A \subset \mathbb{T}^2$.

We say that an elementary move $R_1 \mapsto R_2$ is performed *inside* A if $\sigma_{R_1} - \sigma_{R_2} = \pm\sigma_r$, where r is a rectangle contained in A such that $r \cap R_1 \subset V(r)$, where by $V(r)$ we denote the set of vertices of r .

Lemma 4.1. *Let $R \mapsto R_1$ be an elementary move performed inside A . Suppose that A is still suitable for defining a \mathcal{A} -multitype on R_1 . Let $R_1 \mapsto R'_1$ be this \mathcal{A} -multitype. Then $R_1 \mapsto R'_1$ is an elementary move performed inside A .*

Proof. Let $r \subset A$ be a rectangle such that $\sigma_R - \sigma_{R_1} = \epsilon\sigma_r$ and $r \cap R \subset V(r)$, where $\epsilon = \pm 1$, and let v_1, v_2, v_3, v_4 be the vertices of r numbered counterclockwise with v_1 being the bottom left vertex.

Equality (2.1) can be rewritten as

$$\sigma_{R'} = \sigma_R - \sum_{v \in A} \sigma_R(v) \sigma_{r_v},$$

since there are only finitely many points at which σ_R does not vanish, and for $v \in \partial A$ we put $\sigma_{r_v} \equiv 0$. Similarly, we have

$$\sigma_{R'_1} = \sigma_{R_1} - \sum_{v \in A} \sigma_{R_1}(v) \sigma_{r_v},$$

and hence,

$$\sigma_{R'} - \sigma_{R'_1} = \epsilon \left(\sigma_r - \sum_{v \in A} \sigma_r(v) \sigma_{r_v} \right) = \epsilon \left(\sigma_r - \sum_{v \in V(r)} \sigma_r(v) \sigma_{r_v} \right).$$

One can verify (consult Figure 4.1) that, whichever rectangle $r \subset A$ is, the following identity holds

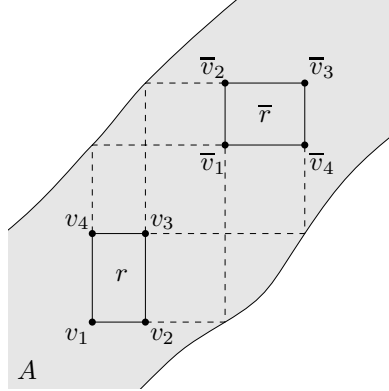


FIGURE 4.1. The rectangle \bar{r}

$$\sigma_r - \sum_{v \in V(r)} \sigma_r(v) \sigma_{r_v} = -\sigma_{\bar{r}},$$

where $\bar{r} = \{\bar{u} : u \in r\}$ is also a rectangle, and the vertices of \bar{r} listed clockwise are $\bar{v}_1, \bar{v}_2, \bar{v}_3, \bar{v}_4$. Thus, we have

$$\sigma_{R'_1} = \sigma_{R_1} + \epsilon\sigma_{\bar{r}}.$$

We have seen in the proof of Proposition 2.1 the following:

$$R' \cap (A \setminus \partial A) = \{\bar{v} : v \in R \cap (A \setminus \partial A)\}.$$

Since $r \setminus V(r) \subset A \setminus \partial A$ and $r \cap R \subset V(r)$, we have $\bar{r} \cap R' \subset V(\bar{r})$.

To ensure that $R' \mapsto R'_1$ is an elementary move it remains to verify that $R' \cap V(\bar{r})$ consists of exactly one, two, or three successive vertices of \bar{r} . This is equivalent to saying that there are two vertices of \bar{r} opposite to one another and such that exactly one of them belongs to R' .

If $r \subset A \setminus \partial A$ then $\bar{v}_i \in R'$ if and only if $v_i \in R$. In this case, $R' \cap V(\bar{r})$ consists of exactly one, two, or three successive vertices of \bar{r} , since the same is true for $R \cap V(r)$ and r by assumption.

The vertices v_1 and v_3 always lie in $A \setminus \partial A$, hence, if $R \cap \{v_1, v_3\} = \{v_1\}$ or $\{v_3\}$, then $R' \cap \{\bar{v}_1, \bar{v}_3\} = \{\bar{v}_1\}$ or $\{\bar{v}_3\}$, so, the required condition on the intersection $R' \cap V(\bar{r})$ holds true.

We are left with the cases when $R \cap \{v_1, v_3\} = \emptyset$ or $\{v_1, v_3\}$, and $r \cap \partial A \neq \emptyset$. We may assume without loss of generality that $R \cap r = \{v_1, v_2, v_3\}$, since the other remaining cases are obtained from this one by exchanging R with R_1 and/or θ with φ .

In this case, v_4 is a crossing of R , therefore, by assumption, $v_4 \notin \partial A$. The only non-trivial option for $r \cap \partial A$ is $\{v_2\}$. It is a direct check that, in this case, $R' \cap V(\bar{r}) = \{\bar{v}_1, \bar{v}_2, \bar{v}_3\}$. This completes the proof of the lemma. \square

For any point $v \in A \setminus \partial A$, denote by r^v the rectangle r_u with $\bar{u} = v$. Denote also by Δ_v^+ (respectively, Δ_v^-) the closure of the connected component of $A \setminus (r_v \cup r^v)$ having empty intersection with $\partial_1 A$ (respectively, $\partial_2 A$), and by Ω_v the union $\Delta_v^+ \cup \Delta_v^- \cup r^v$ (see Figure 4.2). By $\partial_* \Omega_v$ we denote the following part of the

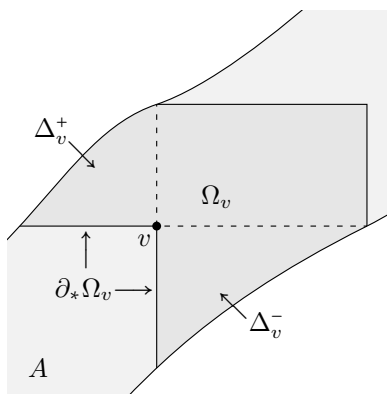


FIGURE 4.2. The domain Ω_v

boundary of Ω_v :

$$\partial_* \Omega_v = (\partial \Omega_v \setminus \partial A) \cap r^v.$$

One can see that $u \in \partial_* \Omega_v$ is equivalent to $\bar{u} \in \partial_* \Omega_{\bar{v}}$, and $\partial_* \Omega_{\bar{v}} \subset \partial \Omega_v$.

Now choose a point $u_0 \in A \setminus \partial A$ such that neither u_0 nor \bar{u}_0 belongs to a meridian or a longitude containing an edge of R . Denote \bar{u}_0 by u_1 .

The proof of Theorem 2.1 is by induction in the number of vertices of R contained in $\Omega_{u_0} \setminus \partial A$.

4.2. The induction base. Suppose that $R \cap (\Omega_{u_0} \setminus \partial A) = \emptyset$. Pick a smooth parametrized path $t \mapsto u_t$, $t \in [0; 1]$, starting at u_0 and ending at u_1 and such that:

- (1) $u_t \in A \setminus (\partial A \cup \Omega_{u_0})$ for all $t \in (0; 1)$;
- (2) u_t avoids crossings and vertices of R ;
- (3) $d\theta(u_t)/dt < 0$ and $d\varphi(u_t)/dt < 0$ for all $t \in [0; 1]$.

Observe that we also have $d\theta(\bar{u}_t)/dt < 0$ and $d\varphi(\bar{u}_t)/dt < 0$ for all $t \in [0; 1]$.

For brevity, denote Ω_{u_t} by Ω_t . For $0 < t' < t'' < 1$, denote also by $\Omega_{t',t''}$ the union $\bigcup_{t \in (t';t'')} \Omega_t$. Clearly, we have

$$\bigcup_{t \in (0,1)} \partial_* \Omega_t = A \setminus (\partial A \cup \Omega_0),$$

hence, all points from $R \cap (A \setminus \partial A)$ are contained in the union $\bigcup_{t \in (0,1)} \partial_* \Omega_t$.

Let $t_1 < t_2 < \dots < t_m$ be all moments $t \in (0; 1)$ at which a vertex of R appears on $\partial_* \Omega_{u_t}$. Put $R_0 = R$, and define oriented rectangular diagrams of a link R_1, R_2, \dots, R_m as follows:

$$(4.1) \quad \sigma_{R_i} = \sigma_R - \sum_{v \in \Omega_{0,t_i}} \sigma_R(v) \sigma_{r_v}, \quad i = 1, \dots, m.$$

By construction, we have $R_m = R'$.

Now we claim that $R_{i-1} \mapsto R_i$ is either an elementary move or a composition of two elementary moves for any $i = 1, \dots, m$. Indeed, according to (4.1), the intersection $R_{i-1} \cap (A \setminus \partial A)$ is obtained from $R \cap (A \setminus \partial A)$ by replacing each vertex $v \in R \cap (\Omega_{0,t_{i-1}} \setminus \partial A)$ with \bar{v} . If $v \in R \cap (\Omega_{0,t_{i-1}} \setminus \partial A)$, then $v \in \partial_* \Omega_{t_j}$ for some $j = 1, \dots, i-1$, which implies $\bar{v} \in \partial_* \Omega_{u_{t_j}}$. The union $\bigcup_{j=0}^{i-1} \partial_* \Omega_{u_{t_j}}$ is disjoint from Ω_{t_i} . Therefore, the only intersection of Ω_{t_i} with R_{i-1} consists of vertices of R lying at $\partial_* \Omega_{t_i}$.

Since, by construction, u_{t_i} is not a vertex or a crossing of R , there are at most two vertices of R in $\partial_* \Omega_{t_i}$.

Suppose that there is a single vertex v , say, in $R \cap \partial_* \Omega_{t_i}$. The rectangle r_v is a subset of Ω_{t_i} , therefore,

$$R_{i-1} \cap r_v \subset R_{i-1} \cap \Omega_{t_i} \subset \partial_* \Omega_{t_i} \cup \partial A.$$

We also have

$$r_v \cap (\partial_* \Omega_{t_i} \cup \partial A) \subset V(r_v),$$

which implies $R_{i-1} \cap r_v \subset V(r_v)$. We also have $\bar{v} \notin \partial_* \Omega_{t_i} \cup \partial A$. Thus $v \in R_{i-1} \cap r_v$ and $\bar{v} \notin R_{i-1} \cap r_v$. This implies that $R_{i-1} \mapsto R_i$ is an elementary move.

Now suppose that $R \cap \partial_* \Omega_{t_i}$ consists of two vertices of R . Denote the one which is closer to u_{t_i} (in the Euclidean metric restricted to Ω_{t_i}) by v_1 , and the other one by v_2 . Define R'_{i-1} by

$$\sigma_{R'_{i-1}} = \sigma_{R_{i-1}} - \sigma_{R_{i-1}}(v_1) \sigma_{r_{v_1}}.$$

Then the transition $R_{i-1} \mapsto R'_{i-1}$ is an elementary move for the same reason as in the previous case.

To see that $R'_{i-1} \mapsto R_i$ is an elementary move we note that $R_{i-1} \cap (r_{v_2} \setminus V(r_{v_2}))$ contains only the vertex v_1 , which is no longer present in R'_{i-1} . It is replaced by \bar{v}_1 , which is outside of r_{v_2} (see Figure 4.3).

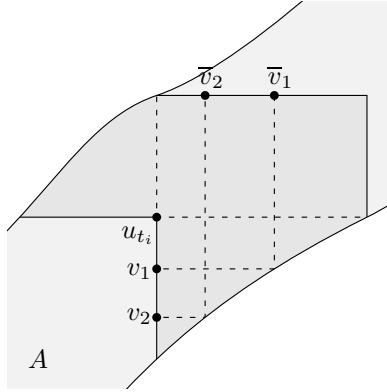


FIGURE 4.3. The case when two vertices of R_{i-1} appear on $\partial_* \Omega_{t_i}$

Thus, we have found a sequence of elementary moves producing R' from R in the case when $R \cap (\Omega_0 \setminus \partial A) = \emptyset$.

4.3. The induction step. Suppose that $|R \cap (\Omega_0 \setminus \partial A)| = m > 0$ and the theorem is proved in the case when $|R \cap (\Omega_0 \setminus \partial A)| < m$. We are going to find an elementary move $R \mapsto R_1$ performed inside A such that A is still suitable for defining a \nearrow -multiflype on R_1 (possibly after a small modification of A not affecting the multiflype $R \mapsto R'$), and $|R \cap (\Omega_0 \setminus \partial A)| = m - 1$. The induction step will then follow from Lemma 4.1.

Denote: $(\theta_0, \varphi_0) = u_0$, $(\theta_1, \varphi_1) = u_1 = \bar{u}_0$. Let $v = (\theta_2, \varphi_2)$ be the closest to u_1 point in $R \cap (\Omega_0 \setminus \partial A)$ (if there are more than one such point choose any of them). There are the following three cases to consider.

Case 1: $v \in r_{u_0} \setminus \partial r_{u_0}$. For $\varepsilon > 0$, define $r(\varepsilon)$ to be the rectangle $[\theta_2; \theta_1 + \varepsilon] \times [\varphi_2; \varphi_1 + \varepsilon]$ (see the left picture in Figure 4.4). For small enough ε , the following conditions hold:

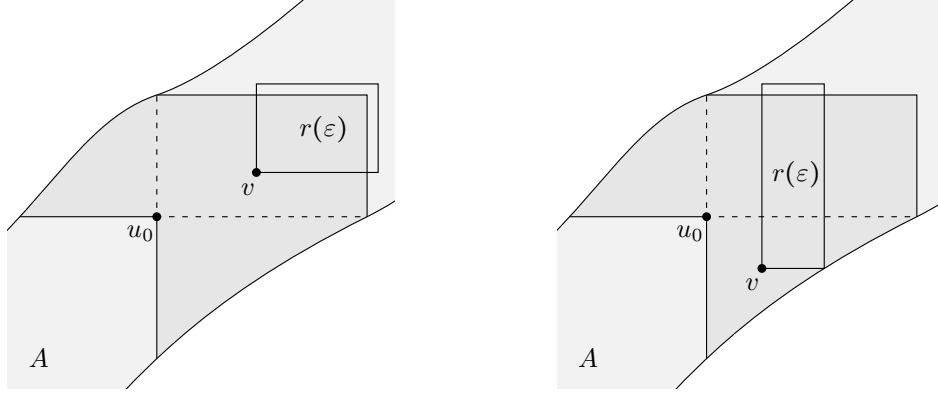


FIGURE 4.4. The rectangle $r(\varepsilon)$

- (1) the rectangle $r(\varepsilon)$ is contained in A ;
- (2) $R \cap r(\varepsilon) = v$;
- (3) the meridian $m_{\theta_1 + \varepsilon}$ and the longitude $\ell_{\varphi_1 + \varepsilon}$ are disjoint from R .

Therefore, there is an elementary move $R \mapsto R_1$ performed inside A such that $\sigma_{R_1} = \sigma_R - \sigma_R(v)\sigma_{r(\varepsilon)}$. We clearly have $|R_1 \cap (\Omega_0 \setminus \partial A)| = m - 1$ as v has been replaced by three vertices outside of Ω_0 .

By choosing ε small enough we can also ensure that A is still suitable to define a \nearrow -multiflype on R_1 . Indeed, due to the nature of the conditions imposed on A , there are only finitely many ε for which those conditions are violated.

Case 2: $v \in \Delta_{u_0}^-$. Denote $\theta_3 = p_\theta(\bar{v})$. We define $r(\varepsilon)$ to be the rectangle $[\theta_2; \theta_3] \times [\varphi_2; \varphi_1 + \varepsilon]$ (see the right picture in Figure 4.4) and proceed as in the previous case. A minor subtlety occurs only when (θ_3, φ_2) is not a vertex of R , in which case the diagram R_1 is forced to have an edge at the new meridian m_{θ_3} , which does not depend on ε . This may result in failing of the last condition imposed on A for defining a \nearrow -multiflype on R_1 .

However, this is easily resolved by a small perturbation of ∂A near the intersections with m_{θ_3} other than (θ_3, φ_2) . Such perturbations do not affect the flype $R \mapsto R'$, since these points are not contained in any longitude or meridian passing through a vertex of R .

Case 3: $v \in \Delta_{u_0}^+$. This case is symmetric to the previous one and left to the reader.

The proof of Theorem 2.1 is now complete.

5. CONCLUDING REMARKS

By a \nearrow -multiflype (respectively, a \searrow -multiflype) we call any \nearrow - or \searrow -multiflype (respectively, \nearrow - or \searrow -multiflype).

The proof of Theorem 2.1 given above provides an algorithm for decomposing any multiflype into a sequence of elementary moves. By following the lines of the proof one can see that the decomposition

of a \diagup -multitype consists of elementary moves that are particular cases of \diagup -multitypes. Similarly for \diagdown -multitypes.

Any exchange move (or commutation) of rectangular diagrams of links can be simultaneously viewed as a \diagup -multitype and a \diagdown -multitype.

Stabilizations and destabilization which are \diagup -multitypes are exactly those that are called type I (de)stabilization in [4]. In the terminology of [9], these are (de)stabilizations of types $X:NE$, $X:SW$, $O:NE$, and $O:SW$. Similarly, (de)stabilizations which are \diagdown -multitypes are those that are of type II in [4] and of types $X:NW$, $X:SE$, $O:NW$, and $O:SE$ in [9].

With every rectangular diagram of a link R , one associates two Legendrian link types, one with respect to the standard contact structure ξ_{st} , and the other with respect to the mirror image of ξ_{st} (see [4, 9]). We denote them here by $\mathcal{L}_{\diagup}(R)$ and $\mathcal{L}_{\diagdown}(R)$, respectively.

Due to the remark above the relation between rectangular diagrams of links and Legendrian links, which is explained in [4, 9], can be summarized as follows.

Corollary 5.1. *Let R_1 and R_2 be oriented rectangular diagrams of links. We have $\mathcal{L}_{\diagup}(R_1) = \mathcal{L}_{\diagup}(R_2)$ (respectively, $\mathcal{L}_{\diagdown}(R_1) = \mathcal{L}_{\diagdown}(R_2)$) if and only if R_1 and R_2 are related by a sequence of \diagup -multitypes (respectively, \diagdown -multitypes).*

In [10], flypes of rectangular diagrams of links are generalized to the case of rectangular diagrams of graphs. One can similarly generalize multitypes and Theorem 2.1 for general graphs, as well as Corollary 5.1 for Legendrian graphs, and the proof will need no essential change.

REFERENCES

- [1] P. R. Cromwell. Embedding knots and links in an open book. I. Basic properties. *Topology Appl.* **64** (1995), no. 1, 37–58.
- [2] I. Dynnikov. Recognition algorithms in knot theory. (Russian) *Uspekhi Mat. Nauk* **58** (2003), no. 6 (354), 45–92; translation in *Russian Math. Surveys* **58** (2003), no. 6, 1093–1139.
- [3] I. Dynnikov. Arc-presentations of links: Monotonic simplification. *Fund. Math.* **190** (2006), 29–76; arXiv:math/0208153.
- [4] I. Dynnikov, M. Prasolov. Bypasses for rectangular diagrams. A proof of the Jones conjecture and related questions (Russian), *Trudy MMO* **74** (2013), no. 1, 115–173; translation in *Trans. Moscow Math. Soc.* **74** (2013), no. 2, 97–144; arXiv:1206.0898.
- [5] W. Jaco, J. Tollefson. Algorithms for the complete decomposition of a closed 3-manifold. *Illinois J. Math.* **39** (1995), no. 3, 358–406.
- [6] W. Jaco, D. Letscher, H. J. Rubinstein. Algorithms for essential surfaces in 3-manifolds. *Topology and geometry: commemorating SISTAG*, 107–124, Contemp. Math., **314**, Amer. Math. Soc., Providence, RI, 2002.
- [7] W. Haken. Theorie der Normalflächen. (German) *Acta Math.* **105** (1961), 245–375.
- [8] A. Kazantsev. The problem of detecting the satellite structure of a link by monotonic simplification. *J. Knot Theory Ramifications* **20** (2011), no. 1, 109–125; arXiv:1005.5263.
- [9] P. Ozsváth, Z. Szabó, D. Thurston. Legendrian knots, transverse knots and combinatorial Floer homology, *Geometry and Topology*, **12** (2008), 941–980; arXiv:math/0611841.
- [10] M. Prasolov. Rectangular diagrams of Legendrian graphs. *J. Knot Theory Ramifications* **23** (2014), no. 13, 1450074; arXiv:1412.2267.
- [11] H. Schubert. Bestimmung der Primfaktorzerlegung von Verkettungen. (German) *Math. Z.* **76** (1961), 116–148.

STEKLOV MATHEMATICAL INSTITUTE OF RUSSIAN ACADEMY OF SCIENCES, 8 GUBKINA STR., MOSCOW 119991, RUSSIA

ST. PETERSBURG STATE UNIVERSITY, LINE 14TH (VASILYEVSKY ISLAND), 29, SAINT PETERSBURG, 199178, RUSSIA

E-mail address: dynnikov@mech.math.msu.su

LOMONOSOV MOSCOW STATE UNIVERSITY, 1 LENINSKIJE GORY, MOSCOW 119991, RUSSIA

E-mail address: sokolova.vera00@yandex.ru