

# Detecting Bad Smells in Use Case Descriptions

Yotaro Seki, Shinpei Hayashi, and Motoshi Saeki  
Tokyo Institute of Technology, Tokyo 152–8550, Japan  
Email: {yotaro,hayashi,saeki}@se.cs.titech.ac.jp

**Abstract**—Use case modeling is very popular to represent the functionality of the system to be developed, and it consists of two parts: use case diagram and use case description. Use case descriptions are written in structured natural language (NL), and the usage of NL can lead to poor descriptions such as ambiguous, inconsistent and/or incomplete descriptions, etc. Poor descriptions lead to missing requirements and eliciting incorrect requirements as well as less comprehensiveness of produced use case models. This paper proposes a technique to automate detecting bad smells of use case descriptions, symptoms of poor descriptions. At first, to clarify bad smells, we analyzed existing use case models to discover poor use case descriptions concretely and developed the list of bad smells, i.e., a catalogue of bad smells. Some of the bad smells can be refined into measures using the Goal-Question-Metric paradigm to automate their detection. The main contribution of this paper is the automated detection of bad smells. We have implemented an automated smell detector for 22 bad smells at first and assessed its usefulness by an experiment. As a result, the first version of our tool got a precision ratio of 0.591 and recall ratio of 0.981.

**Index Terms**—use case descriptions; smell detection;

## I. INTRODUCTION

Use case modeling is one of the popular techniques to elicit requirements to business processes, information systems, and software (simply, software hereafter), and is being made into practice [1]. Software developers can apply use case models to validate software design to requirements, to make test plans and development schedules, etc., and use case modeling can have wide varieties of applications.

A use case model consists of two parts: use case diagram and use case description. Use case descriptions are written in structured natural language (NL), and the usage of NL can lead to poor descriptions such as ambiguous, inconsistent and/or incomplete descriptions, etc. Poor descriptions lead to missing requirements and eliciting incorrect requirements as well as less comprehensiveness of produced use case models. In fact, many use case models of lower quality have been produced [2]. Thus, it is significant to detect poor use case descriptions during the development of a use case model.

There have been developed several guidelines to compose use case descriptions of higher quality and checklists to detect problematic parts in them. For example, Phalp *et al.* developed a checklist called 7C's which was specified in natural language [3], and Törner *et al.* provided questionnaires as their quality checklists [4]. However, these guidelines can be applied manually only, and they allow us to miss problematic parts in use case descriptions. Manual decision making of a poor description is subjective, and the results may depend on

the requirements analysts. Furthermore, manual checking is a time-consuming task for the analysts [3].

This paper proposes a technique to automate detecting “bad smells” of use case descriptions, symptoms of poor descriptions. First of all, for use case descriptions, we define “bad smells”, where the concept of bad smells has been established mainly for source code as their surface characteristics that might cause deep problems [5]. We make a catalogue of bad smells from two views: their characteristics and levels of granularity (scope) of occurring bad smells. Note that bad smells are mainly not *bugs* but indicators of poor descriptions that may cause some serious problems in future steps of a software development project. To make the catalogue, we have collected 30 use case descriptions of various problem domains by using the Internet or other resources such as textbooks and tried to find “bad smells” out of them. As a result, we got 54 bad smells. Next, by applying Goal-Question-Metric (GQM) paradigm [6], we got metrics to detect 22 of the 54 bad smells and developed an automated tool based on these metrics. Though evaluating our catalogue and the automated tool, we found additional six bad smells and two metrics. Finally, we got the precision ratio of 0.596 and recall ratio of 1.00 to detect bad smells by our final version of the automated tool. The main contribution of this paper is the automated detection of bad smells. Although the obtained catalogue of bad smells is a by-product, it is useful not only as a checklist to detect bad smells manually but also as a starting point to design the automated tool.

The rest of this paper is organized as follows. We will present our analysis method and the developed catalogue of bad smells in the next section. We also show the application of the GQM approach and the set of the derived metrics in the section. Section III presents the experimental evaluations of the catalogue and the automated tool. In this section, we used the other eight use case descriptions different from the 30 descriptions used for developing the catalogue and the metrics. Sections IV and V are for related work and concluding remarks.

## II. OUR APPROACH

### A. Overview

In our approach, existing use case descriptions were analyzed, and bad smells in use case descriptions and metrics for automatically detecting them were derived. The overview of our approach is shown in Fig. 1. First, we collected examples of existing use case descriptions from existing resources such as via the Internet or textbooks. Next, one of the authors

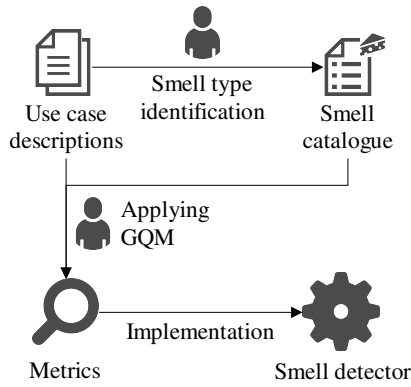


Fig. 1. Overview of our approach.

TABLE I  
SAMPLES OF USE CASE DESCRIPTIONS

Name	Domain	Source
Move piece on board	Game	Search
Print elderly relief call application form	Welfare	Search
Create new blog account	Web	Textbook
Search for product	Shopping	Image Search

identified the problems in the descriptions and abstracted them to extract bad smell types and compose a smell catalogue. A catalogue of bad smells may be useful to watch bad smells with a bird’s eye view, as well as to use as a checklist for human analysts. In particular, we do not think that any bad smell can be automated to detect, and we can understand which bad smells can be automated to detect with the existing current technology that we can get easily. These are reasons why we tried to make a catalogue at the first stage of this research.

Subsequently, we applied the GQM paradigm [6] and derived metrics to identify the obtained smells. The derived metrics were machine-understandable so that an automated smell detector was implemented.

Note that this work was done in Japanese. We collected use case descriptions written in Japanese, and the smell identification and evaluation were conducted by native speakers of Japanese. This decision benefited us to better identify smells from many use case descriptions. All the example use case descriptions in this paper were originally written in Japanese and were directly translated into English.

The details of each study will be explained in the subsequent subsections.

### B. Collecting Examples

Most samples of use case descriptions that we used for this study were retrieved using web searches with the query “use case descriptions.” We have used not only the normal Google search but Google Image search to find images representing a use case description. We have also added a specific term of a domain such as “welfare” as an additional query to find domain-specific use case descriptions. We continued the search

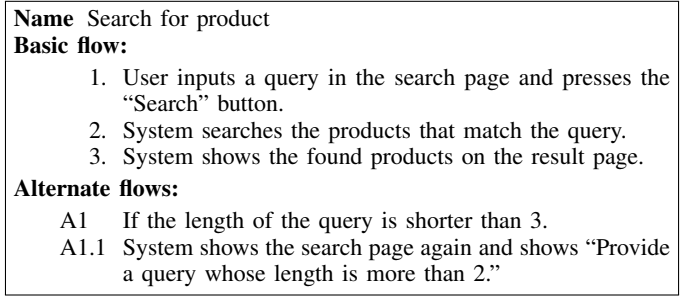


Fig. 2. Example of a use case description.

until we collect enough samples that met the following two conditions: 1) those written in natural language so that people can understand them, and 2) those contents are separated by sections so that the location where smells are occurring can be easily pointed out. In addition to the found samples via a web search, we also used the descriptions found in research papers and textbooks that we have already known. Finally, we have gathered 30 sample use case descriptions.<sup>1</sup> These use case descriptions were chosen to cover a wide range of domains such as web application, health care, or welfare. An excerpt list of samples are shown in Table I.

Figure 2 shows an example of the collected use case descriptions. This use case description is for searching products, and its contents are separated into multiple sections: Name, Basic Flow, and Alternate Flows.

### C. Deriving Smells

One of the authors read the collected use case descriptions carefully and identified their problems together with their reasons. Then, smell types were derived according to the similarity of the reasons attached to the problems. As a result, 248 problems were totally identified in the 30 use case descriptions, and 54 smell types were derived from them. All the smell types are listed in Table II according to the classification criteria, which will be explained later. Note that Table II lists up totally 60 smell types, and six smell types annotated with “\*” in this table were not identified in this study and will be introduced later.

We also found that the derived smell types could be categorized in two views. The first view is the general reasons why the smells are problematic, which we call it *smell characteristic* hereafter. We identified six characteristics: *Ambiguity*, *Incorrectness*, *Granularity*, *Redundancy*, *Lack*, and *Misplacement*. The meaning of each characteristic is explained in Table III. For example, 12 out of 54 smells were related to the ambiguity of some specific contents in a use case description, which were classified as *Ambiguity*. The second view is the *scope* of smells. We found that the scope of identified smell instances diversified in a wide variety from small-scoped ones such as word level to large-scoped ones such as an entire use case description. Therefore, we also

<sup>1</sup>The descriptions used for the experiment shown in Section III were also collected here but kept unused for this study.

TABLE II  
BAD SMELLS IN USE CASE DESCRIPTIONS

<ul style="list-style-type: none"> <li>• <math>C_{1,2}</math>: <i>(Ambiguity, Section)</i> <ul style="list-style-type: none"> <li>– Unordered Flow<sup>◊</sup></li> <li>– Origin-Free Exception Flow<sup>◊</sup></li> <li>– Origin-Free Alternate Flow<sup>◊</sup></li> </ul> </li> <li>• <math>C_{1,4}</math>: <i>(Ambiguity, Sentence)</i> <ul style="list-style-type: none"> <li>– Unclear Feasibility</li> <li>– Origin-Free Operation Result</li> <li>– Sentence Interpretable as Multiple Meanings</li> </ul> </li> <li>• <math>C_{1,5}</math>: <i>(Ambiguity, Word)</i> <ul style="list-style-type: none"> <li>– Pronoun<sup>◊</sup></li> <li>– Omitted Word</li> <li>– “Actor” Actor<sup>◊</sup></li> <li>– Unexplained Main Actor</li> <li>– Different Concepts by Same Word</li> <li>– Omitted Attribute</li> </ul> </li> <li>• <math>C_{2,2}</math>: <i>(Incorrectness, Section)</i> <ul style="list-style-type: none"> <li>– Flow Does Not Meet Precondition</li> <li>– Postcondition Not Satisfied</li> <li>– Name Does Not Explain Content</li> <li>– Under or Over Condition</li> <li>– Much or Less Actors</li> </ul> </li> <li>• <math>C_{2,4}</math>: <i>(Incorrectness, Sentence)</i> <ul style="list-style-type: none"> <li>– Contradicted Sentences</li> <li>– Behavior Ignores Condition</li> </ul> </li> <li>• <math>C_{3,1}</math>: <i>(Granularity, Usecase)</i> <ul style="list-style-type: none"> <li>– Multiple Situations</li> </ul> </li> <li>• <math>C_{3,2}</math>: <i>(Granularity, Section)</i> <ul style="list-style-type: none"> <li>– Multiple Exception Flows at an Exception Branch Condition<sup>◊*</sup></li> <li>– Multiple Alternate Flows at an Alternate Branch Condition<sup>◊*</sup></li> <li>– Multiple Roles of an Actor</li> <li>– Multiple Actors of a Role</li> </ul> </li> <li>• <math>C_{3,4}</math>: <i>(Granularity, Sentence)</i> <ul style="list-style-type: none"> <li>– Long Sentence<sup>◊</sup></li> <li>– Short Sentence<sup>◊</sup></li> <li>– Sentence with Multiple Actions<sup>◊</sup></li> <li>– Relatively Over Qualified Sentence<sup>◊</sup></li> <li>– Relatively Under Qualified Sentence<sup>◊</sup></li> </ul> </li> <li>• <math>C_{3,5}</math>: <i>(Granularity, Word)</i> <ul style="list-style-type: none"> <li>– Omitting Pre-appeared Word</li> <li>– Qualified Pre-appeared Word</li> </ul> </li> </ul>	<ul style="list-style-type: none"> <li>• <math>C_{4,3}</math>: <i>(Redundancy, Flow)</i> <ul style="list-style-type: none"> <li>– Multiple Flows with the Same Role*</li> <li>– Flow Unrelated to Postcondition*</li> <li>– Conditional Flow*</li> </ul> </li> <li>• <math>C_{4,4}</math>: <i>(Redundancy, Sentence)</i> <ul style="list-style-type: none"> <li>– Repeating the Same Noun<sup>◊</sup></li> </ul> </li> <li>• <math>C_{4,5}</math>: <i>(Redundancy, Word)</i> <ul style="list-style-type: none"> <li>– Over-Qualified Word</li> </ul> </li> <li>• <math>C_{5,1}</math>: <i>(Lack, Usecase)</i> <ul style="list-style-type: none"> <li>– Non-Standalone Use Case</li> </ul> </li> <li>• <math>C_{5,2}</math>: <i>(Lack, Section)</i> <ul style="list-style-type: none"> <li>– Missing Actor Section<sup>◊</sup></li> <li>– Missing Exception Flows Section<sup>◊</sup></li> <li>– Missing Alternate Flows Section<sup>◊</sup></li> <li>– Missing Preconditions Section<sup>◊</sup></li> <li>– Missing Postconditions Section<sup>◊</sup></li> <li>– Missing Description Section<sup>◊</sup></li> <li>– Missing Name Section<sup>◊</sup></li> </ul> </li> <li>• <math>C_{5,3}</math>: <i>(Lack, Flow)</i> <ul style="list-style-type: none"> <li>– Premature Exceptional Cases</li> <li>– Premature Branch Condition</li> </ul> </li> <li>• <math>C_{5,4}</math>: <i>(Lack, Sentence)</i> <ul style="list-style-type: none"> <li>– Exception Flow without Return<sup>◊</sup></li> <li>– Unexplained Exception Flow<sup>◊</sup></li> <li>– Alternate Flow without Return<sup>◊</sup></li> <li>– Unexplained Alternate Flow<sup>◊</sup></li> <li>– Incomplete System Behavior</li> <li>– Incomplete System Information</li> </ul> </li> <li>• <math>C_{5,5}</math>: <i>(Lack, Word)</i> <ul style="list-style-type: none"> <li>– Missing Action Target</li> <li>– Missing Operation Procedure</li> <li>– Unknown Origin</li> </ul> </li> <li>• <math>C_{6,2}</math>: <i>(Misplacement, Section)</i> <ul style="list-style-type: none"> <li>– Precondition in Basic Flow</li> <li>– Postcondition in Basic Flow</li> <li>– Exception Flow in Basic Flow</li> <li>– Alternate Flow in Basic Flow</li> </ul> </li> <li>• <math>C_{7,5}</math>: <i>(Inconsistency, Word)</i> <ul style="list-style-type: none"> <li>– Synonym*</li> </ul> </li> </ul>
--	--

TABLE III  
SMELL CHARACTERISTICS

Characteristic	Description
<i>Ambiguity</i>	The meaning cannot be determined uniquely, and its understanding requires effort.
<i>Incorrectness</i>	The content is incorrect or inconsistent.
<i>Granularity</i>	The content is too rough or too detailed.
<i>Redundancy</i>	There is an extra unnecessary part in the content.
<i>Lack</i>	There is a missing necessary part.
<i>Misplacement</i>	The content is located where it should not be located.
<i>Inconsistency*</i>	Two of the contents are inconsistent.

TABLE IV  
SMELL SCOPE

Scope	Description
<i>Usecase</i>	A problem is found in an entire use case description.
<i>Section</i>	A problem is found in a specific section such as Actors or Description.
<i>Flow</i>	A problem is found in a specific flow or its subset representing a sequence of steps. A typical case is that two steps in it are inconsistent.
<i>Sentence</i>	A problem is found in a specific statement in a description.
<i>Word</i>	A problem is found in a word in a description.

classified the smell types based on their scopes: *Usecase*, *Section*, *Flow*, *Sentence*, and *Word* levels. Their meanings are explained in Table IV. Note that the smell characteristic of *Inconsistency*, which is annotated with “\*” in Table III, was not identified in this study and will be introduced later.

As mentioned before, we have two orthogonal views: Characteristic and Scope to categorize bad smells. Considering a view as a coordinate axis, we can have a two-dimensional space called *smell space*. As shown in Table V, we may write a category of bad smells with a two dimensional coordinate or

TABLE V  
SMELL SPACE

Scope	$L_1$	$L_2$	$L_3$	$L_4$	$L_5$
Characteristic	<i>Usecase</i>	<i>Section</i>	<i>Flow</i>	<i>Sentence</i>	<i>Word</i>
1. <i>Ambiguity</i>	$C_{1,1}$	$C_{1,2}$	$C_{1,3}$	$C_{1,4}$	$C_{1,5}$
2. <i>Incorrectness</i>	$C_{2,1}$	$C_{2,2}$	$C_{2,3}$	$C_{2,4}$	$C_{2,5}$
3. <i>Granularity</i>	$C_{3,1}$	$C_{3,2}$	$C_{3,3}$	$C_{3,4}$	$C_{3,5}$
4. <i>Redundancy</i>	$C_{4,1}$	$C_{4,2}$	$C_{4,3}$	$C_{4,4}$	$C_{4,5}$
5. <i>Lack</i>	$C_{5,1}$	$C_{5,2}$	$C_{5,3}$	$C_{5,4}$	$C_{5,5}$
6. <i>Misplacement</i>	$C_{6,1}$	$C_{6,2}$	$C_{6,3}$	$C_{6,4}$	$C_{6,5}$
7. <i>Inconsistency</i>	$C_{7,1}$	$C_{7,2}$	$C_{7,3}$	$C_{7,4}$	$C_{7,5}$

**Name:** Long Sentence  
**Characteristic:** *Granularity*  
**Scope:** *Sentence*  
**Symptom:** A sentence is relatively long to the other ones in a section. The target sentence may contain too much information or may contain unnecessary information, which decreases the understandability of the sentence. It should be separated so as to be easier to understand.  
**How to Detect:** Checks whether the number of characters in a sentence (length of a sentence) exceeds a threshold which is calculated by the distribution of the lengths of the sentences among the target use case description

Fig. 3. Smell description of Long Sentence.

vector like  $C_{3,4} = \langle \text{Granularity}, \text{Sentence} \rangle$  where the values of Characteristic-coordinate = *Granularity* and Scope-coordinate = *Sentence*.

Figure 3 shows an example of the documentation of our bad smell catalogue. It contains the following sections:

**Name:** The name of the bad smell. It should be a sufficiently descriptive and unique name.

**Characteristic and Scope:** The characteristic and the scope of the bad smell, which are one of the items listed in Table III and one in Table IV, respectively. These also specify the category of the smell, which is based on Table V. The smell example shown in Fig. 3 belongs to the category of  $\langle \text{Granularity}, \text{Sentence} \rangle$ .

**Symptom:** Explanation on the smell, including surface features of the descriptions and the problems that the smell can cause. It provides intuitive reasons why these surface features could be problematic.

**How to Detect:** More concrete descriptions on the surface features of the descriptions to detect the bad smell by manual and/or machine. This section can be used as a checklist like [3], [4], etc. Some of the features can be automated to detect and we have implemented them as the smell detector.

The identified smell instances (problems) were distributed over different smell categories, i.e., the smell space. Table VI shows how many instances were classified in the categories defined in the smell space. Although the smell instances in *Section* and those for *Lack* were identified at most, those for other scopes and characteristics were also identified.

TABLE VI  
NUMBERS OF IDENTIFIED SMELL INSTANCES

Characteristic	<i>Usecase</i>	<i>Section</i>	<i>Flow</i>	<i>Sentence</i>	<i>Word</i>	Total
<i>Ambiguity</i>		23		12	25	60
<i>Incorrectness</i>		21		4		25
<i>Granularity</i>	3	2		30	3	38
<i>Redundancy</i>				3	1	4
<i>Lack</i>	1	50	19	25	13	108
<i>Misplacement</i>		13				13
Total	4	109	19	74	42	248

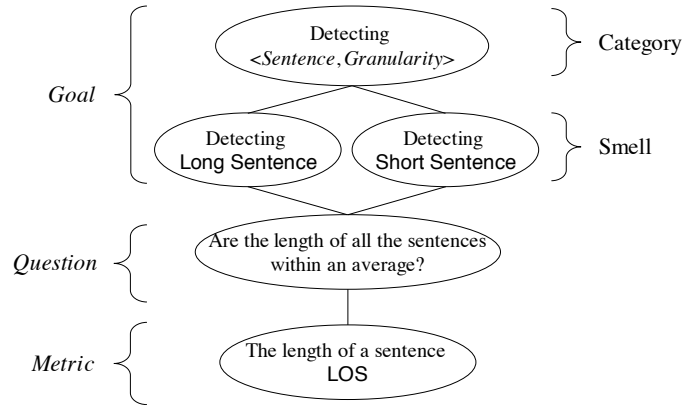


Fig. 4. Excerpt example of GQM application for Long Sentence and Short Sentence.

#### D. Deriving Metrics via GQM

Next, to implement an automated smell detector, metrics of a use case description are derived by applying Goal-Question-Metric (GQM) paradigm [6] to the identified smells mentioned in the last subsection. More specifically, GQM application was conducted according to the following steps:

- 1) Top two layers were used as *Goal* part, and the goals in these layers were systematically derived. The categories in the smell space, i.e., pairs of the scope and the characteristic of smells, were used for the root goals. The specific types of the smells were used for the sub goals of these root goals in the second layer.
- 2) As *Question* part, questions were derived as to which features should be examined to detect the instances of each smell in the sub goal layer.
- 3) Finally, for each question, metrics to be used to answer the questions were derived as leaves in *Metric* layer.

An excerpt example of the derivation of metrics by applying GQM is shown in Fig. 4.

- 1) As a root goal, we considered the category of  $\langle \text{Granularity}, \text{Sentence} \rangle$  and derived the goal “Detecting smells of an inappropriate granularity in a sentence” as a root goal. Then, we considered *Long Sentence* and *Short Sentence* as smells related to an inappropriate granularity in a sentence, and derived two sub goals “Detecting Long Sentence” and “Detecting Short Sentence” at the second layer.

TABLE VII  
NUMERIC METRICS TO DETECT SMELLS

Name	Description
NOP	The <u>number of</u> <u>pronons</u>
NOW( <i>word</i> )	The <u>number of</u> the <u>word</u> <i>word</i>
NOEFR*	The <u>number of</u> <u>exception flows</u> with the same <u>reason</u>
NOAFR*	The <u>number of</u> <u>alternate flows</u> with the same <u>reason</u>
LOS	The <u>length of</u> a <u>sentence</u>
NOV	The <u>number of</u> <u>verbs</u>
NOM	The <u>number of</u> <u>modifiers</u>
NON( <i>noun</i> )	The <u>number of</u> the <u>noun</u> word <i>noun</i>

TABLE VIII  
PREDICATES TO DETECT BAD SMELLS

Name	Description
<i>BasicFlowNumbered?</i>	Are all the steps in the given flow numbered?
<i>ExceptionFlowsNumbered?</i>	Are all the steps in the exception flows numbered?
<i>AlternateFlowsNumbered?</i>	Are all the steps in the alternate flows numbered?
<i>BasicFlowOrdered?</i>	Are all the steps in the basic flow well ordered?
<i>ExceptionFlowsOrdered?</i>	Are all the steps in the exception flows well ordered?
<i>AlternateFlowsOrdered?</i>	Are all the steps in the alternate flows well ordered?
<i>BasicFlowStartWith1?</i>	Does the basic flow start with 1?
<i>ExceptionFlowsStartWith1?</i>	Is the index of the first step of the exception flows 1?
<i>AlternateFlowsStartWith1?</i>	Is the index of the first step of the alternate flows 1?
<i>ExceptionFlowsOriginDescribed?</i>	Is the origin of the exception flows described?
<i>AlternateFlowsOriginDescribed?</i>	Is the origin of the alternate flows described?
<i>ActorSectionExist?</i>	Does the Actors section exist?
<i>ExceptionFlowsSectionExist?</i>	Does the Exception Flows section exist?
<i>AlternateFlowsSectionExist?</i>	Does the Alternate Flows section exist?
<i>PreconditionsSectionExist?</i>	Does the Precondition section exist?
<i>PostconditionsSectionExist?</i>	Does the Postcondition section exist?
<i>OverviewSectionExist?</i>	Does the Overview section exist?
<i>NameSectionExist?</i>	Does the Name section exist?
<i>ExceptionFlowsReturnExist?</i>	Is it described where the exception flows return to?
<i>AlternateFlowsReturnExist?</i>	Is it described where the alternate flows return to?
<i>ExceptionFlowsReasonExist?</i>	Are the conditions when exception flows are executed described?
<i>AlternateFlowsReasonExist?</i>	Are the conditions when alternate flows are executed described?

- 2) In order to detect Long Sentence, the main question is whether the length of a given sentence is regarded as within the average, and the question “Are the length of all the sentences within an average?” was derived.
- 3) To answer the question above, we need to measure the length, i.e., the number of characters, of a sentence to determine whether the sentence length is within an average range of the sentence lengths.

Metrics derived as leaves could be implemented as LOS (The length of a sentence). The same approach was applied to the other smells to derive metrics. There are two types of

metrics to be derived: not only those that output a numeric value such as LOS as explained above, but also those that determine whether the given content of a use case description satisfies a specific condition. We call the formers and the latter *numeric metrics* and *predicates*, respectively. Predicates can be implemented as metrics that output a boolean value.

By applying GQM, machine-measurable metrics were derived for 22 smell types. In deriving machine-measurable metrics, we limited the analysis scope within the syntactic analysis of natural language descriptions and structural analyses of a use case description. Of the smells shown in Table II, those annotated with “◊” are those that are detectable using the derived smells. Tables VII and VIII list the derived numeric metrics and predicates. Note that, similarly to Table II, numeric metrics annotated with “\*” shown in Table VII were not derived from the analysis in this section, and they were derived during the experiment. The details will be explained in the next section.

Instead of these 22 smell types, we failed to derive machine-measurable metrics for the other 32 smell types. A typical reason why machine-measurable metrics derivation was failed for such smell types is that they were related to the semantic concepts and/or domain knowledge. For example, consider trying to derive metrics for Multiple Actors in a Role, which indicates that two different actors actually have the same role. For example, an actor named “Family” in the context of medical care may have the role of liaison between a patient and a doctor, which causes a situation that two actors having different names have the same semantic role. However, to detect smells of this type, we need to extract the semantic role of actors, which is unable only with syntactic and structural analyses.

To evaluate the metrics that could be automated, we have implemented a prototype of the automated smell detector with object-oriented script language Ruby<sup>2</sup>. The reasons why we used the script language are that

- 1) we can add new metrics and change the metrics easily and flexibly, and
- 2) we can integrate the functions of the smell detector to the other use case supporting tools.

For implementing the detector, we used Mecab<sup>3</sup> as a morphological analyzer and NEologd<sup>4</sup> [7] as a dictionary to analyze Japanese sentences in use case descriptions. The outputs of the detector are the information on detected bad smells including locations, used metrics, etc. The detection rules of the smell types annotated with “◊” shown in the list in Table II have been implemented in the detector.

Figure 5 shows the snapshot of the output of our detector for the use case “Withdraw money with ATM”, which is shown in the left part of Fig. 6. The output follows the JSON data format<sup>5</sup>. A string parenthesized with “{” and “}” denotes an

<sup>2</sup><https://www.ruby-lang.org/>

<sup>3</sup><https://taku910.github.io/mecab/>

<sup>4</sup><https://github.com/neologd/mecab-ipadic-neologd>

<sup>5</sup><https://www.json.org/>



Fig. 5. Snapshot of the tool output.

occurrence of detected bad smells, and it normally consists of four lines. The first line headed with “item\_name”, the second with “metric”, the third with “line”, and the fourth with “word”, “sentence”, or “flow” represent the location of the occurrence in the use case description, the used metrics to detect it, the line number of it in the location, and its string data, respectively. In the example of the first occurrence of the detected bad smell, it appeared in the section “Precondition”, the metrics NON(“actor”) (more comprehensively shown as “do not describe subject as the word actor”) was used, it appeared in the first line of the precondition section and the word “Actor” in the line was caused the bad smell. Since our metrics work for Japanese, our tool picked up a Japanese word, a Japanese sentence, and a set of Japanese sentences (a flow) as a bad smell. In the right side of Fig. 5, the readers can find English translation of the detected underlined Japanese words and sentences.

Figure 6 shows the example of a use case “Withdraw money with ATM” and its detection result. The detected bad smells are listed in the right side of the figure. The first bad smell is missing actor sections belonging to the category  $C_{5,2}$ , whose characteristic and scope are *Lack* and *Section*, respectively. To detect this bad smell, the predicate *ActorSectionExist?* in Table VIII returned the value False because our detector found that there were no sections on the specification of actors in the use case description. The category  $C_{1,5}$  of bad smells appeared in the eight sentences, whose subject is the word “actor”. If this use case was related to multiple actors, the word “actor” was ambiguous because we could not decide which actors

the word “actor” denoted. Our detector decided that the eight occurrences of the word “actor” caused a bad smell “Actor” Actor using the metrics NON(“actor”), i.e., the number of the occurrences of “actor”, in Table VII. The sixth sentence in “2.3 Basic Flows” section was decided to have the bad smell Sentence with Multiple Actions because it included three verbs “checks”, “removes”, and “puts” and thus was a compound sentence. The usage of pronouns caused ambiguity, and our detector detected the pronoun “it” in the ninth sentence of Basic flows. The last category of the detected bad smell was Multiple Alternate Flows at an Alternate Branch Condition. In “2.4 Alternate flows” section, the branch conditions to alternate actions of A1 and A2 were the same. It means that A1 and A2 should be executed under an alternate condition, and for easiness to read, they should be modularized together under the condition.

### III. ANALYTIC AND EXPERIMENTAL EVALUATION

In this section, we discuss the evaluation of our approach: the developed catalogue and the automated smell detector.

#### A. Research Questions

First of all, we set up the following research questions to validate our approach.

**RQ<sub>1</sub>**: Can our catalogue cover various bad smells?

**RQ<sub>2</sub>**: Can our automated detector indicate all of the occurrences of bad smells correctly?

RQ<sub>1</sub> is concerned with the coverage of our catalogue. To validate it from two views: an analytic view and an experimental one. In the former one, we collect the existing popular checklists of use case descriptions and compared ours with them. As for the latter one, we ask the study participants to find bad smells from some examples of use case descriptions and assess if their results would be included in our catalogue or not. Thus, RQ<sub>1</sub> can be refined into the following two:

**RQ<sub>1-1</sub>**: Have our catalogue included the bad smells that study participants have found in use case description examples?

**RQ<sub>1-2</sub>**: Can our catalogue cover some existing popular checklists?

To respond RQ<sub>2</sub>, we adopt an experimental comparative approach where we compare the correct set of bad smells with the results that our detector indicates. We reuse as a correct set the results that the study participants produced in RQ<sub>1</sub>.

The overview of our evaluation process is shown in Fig. 7 and its details will be mentioned in the next subsection.

#### B. Evaluation Procedure

As shown in Fig. 7, we had eight examples of use case descriptions, which were different from the previous 30 examples that we used to develop the catalogue and the metrics, and eight study participants which had experienced in use case modeling. The study participants consisted of two undergraduate and five graduate students, and one faculty in the department of computer science majoring in software quality and/or requirements engineering, who were gathered via the authors’ network. They have half to 15 years of experiences in

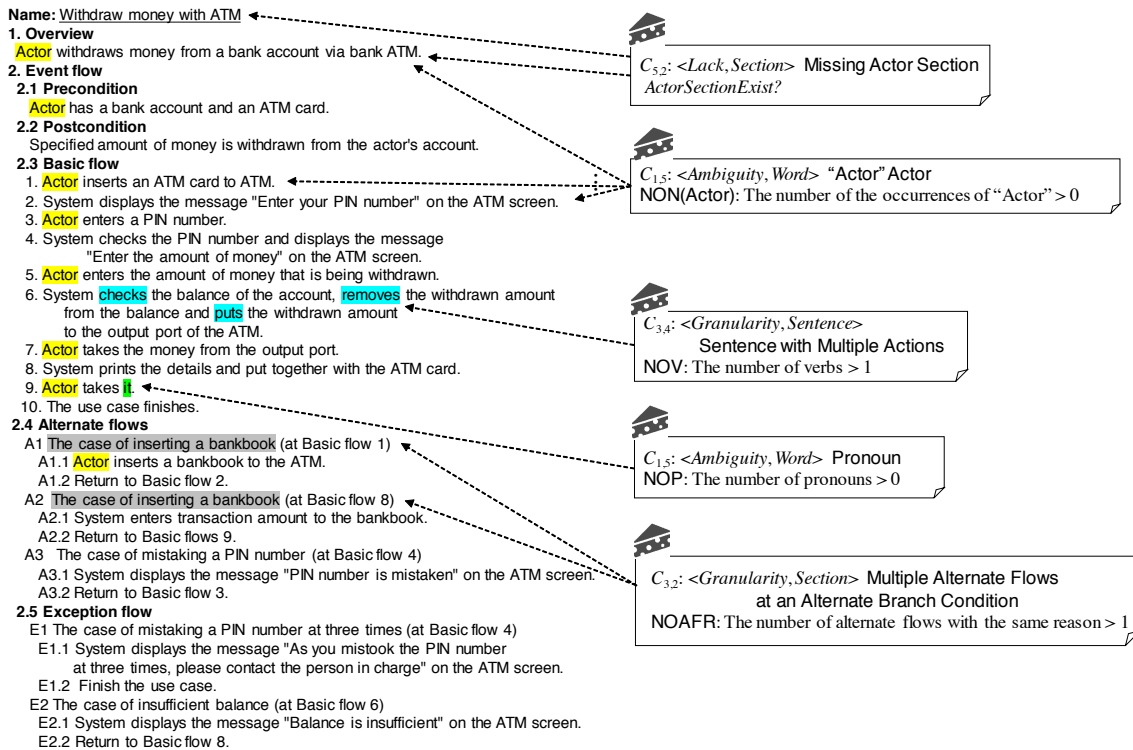


Fig. 6. Example result of the smell detection.

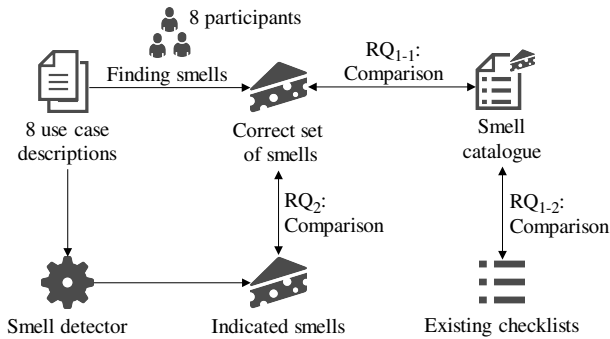


Fig. 7. Overview of the evaluation process.

use case modeling. Our participants were asked to find in the examples the poor descriptions that might cause any of various problems in some aspects, e.g., understandability, realizability, implementability, consistency, etc. They were also required to clarify the reasons why they judged their findings as poor descriptions. We first gathered all the participants at the same time in a single room and conducted a face-to-face meeting. During the meeting, we explained the overview of the experiment, distributed printed sheets of use case descriptions, provided 30 min to find the examples, and responded questions from the participants. After the meeting, participants were allowed to complete to find examples separately without any time limitation. The examples were specified in the printed sheets as their location and reason. We analyzed the reasons for the found poor descriptions and tried to classify them into

bad smells of our catalogue. We regarded the classification results as a correct set of bad smells included in the examples. The correct set is used for responding  $RQ_{1-1}$  and  $RQ_2$ .

These eight examples have been collected from the Internet, and they were in the various problem domains. It is difficult to create a complete and real correct set of bad smells because the judgment of bad smells or not is subjective to human analysts. Thus, we took the poor descriptions that at least one of the eight study participants considered as poor descriptions so that we could capture the candidates of bad smell instances as many as possible. One of the authors confirmed all the obtained smell instances. During the confirmation, only one of them were excluded because that was based on a misreading of the description.

As for  $RQ_{1-1}$ , some of the bad smells in the correct set could not be classified into our catalogue, and we consider these bad smells as the new bad smells that should be added to the catalogue. We counted the number of the new bad smells to respond  $RQ_{1-1}$ .

To respond  $RQ_{1-2}$ , we selected three popular checklists made by 1) Phalp *et al.* [3], 2) Törner *et al.* [4], and 3) Anda and Sjøberg [8], and tried to compose a mapping between our catalogue and their check items. The mapping allows us to analyze if the bad smells of our catalogue cover their check items or not. More precisely, we focus on the bad smells of our catalogue that cannot be mapped to any of their check items (we say, a bad smell is not included in a checklist) and on the check items that cannot be mapped to any of our bad smells (a checklist item is not included in our catalogue).

TABLE IX  
COMPARISON WITH EXISTING CHECKLISTS

Checklist	# smell types	# smell types not included in our catalogue
Phalp <i>et al.</i> [3]	13	2 $\Rightarrow$ 1
Törner <i>et al.</i> [4]	12	2 $\Rightarrow$ 1
Anda and Sjøberg [8]	27	6 $\Rightarrow$ 4
		# smell types not included in [3], [4] or [8]
Our catalogue	54 $\Rightarrow$ 60	4 $\Rightarrow$ 6

Since the granularity of our catalogue may be different from that of their check items, the mapping cannot necessarily be one-to-one, but one-to-many or many-to-many.

We applied our smell detector to the eight examples and compared the results with the correct set. More concretely, we listed up

- 1) the bad smell instances that were included in the correct set and also indicated by the detector (true positives: *TP*),
- 2) the bad smell instances included in the correct set but not indicated by the detector (false negatives: *FN*), and
- 3) the descriptions not included in the correct set but indicated by the detector (false positives: *FP*).

To respond RQ<sub>2</sub>, we calculate a precision ration and recall one as follows:

$$Precision = \frac{|TP|}{|TP| + |FP|}, \quad Recall = \frac{|TP|}{|TP| + |FN|}.$$

### C. Results

1) *Comparison with the Correct Set (Response to RQ<sub>1-1</sub>):* The experiment that our eight study participants conducted made us new six bad smells that were not included in the first version of our catalogue, the bad smells annotated with “\*” shown in Table II. As a result, we have two versions of bad smell catalogue; the first version has 54 bad smells, and the improved version does 60 bad smells, and furthermore, we have developed the metrics to indicate these six newly added bad smells in the same way, i.e., using GQM approach. As a result, we could finally get 30 metrics, which respectively consist of 8 numeric metrics and 22 predicates shown in Tables VII and VIII, for the improved version of our catalogue, by adding new two numeric metrics, which are annotated with “\*” in Table VII, to detect two of the newly added bad smells. In the later subsections of responding RQ<sub>1-2</sub> and RQ<sub>2</sub>, we compare these two versions of catalogue with the existing checklists (RQ<sub>1-2</sub>). We also use two versions of metrics to respond RQ<sub>2</sub>.

2) *Comparison with Existing Checklists (Response to RQ<sub>1-2</sub>):* Table IX shows the comparative results with the existing three checklists. The checklists of Phalp *et al.* [3], Törner *et al.* [4], and Anda and Sjøberg [8] have 13, 12, and 27 bad smell types, respectively. Some cells in the table include two numerals together with the symbol  $\Rightarrow$ . The numeral in the left hand side of  $\Rightarrow$  stands for the value for the first version

of our catalogue, and the right does for its improved version. For example, Phalp *et al.* [3] has two bad smell types that are not included in the first version of our catalogue, and they decrease to one for the improved version.

On the contrary, at first our catalogue had four bad smells that are not included in any of these checklists, and it could be improved so that it has six bad smell types not included in any of these existing checklists: Omitted Attribute, Multiple Exception Flows at an Exceptional Branch Condition, Multiple Alternate Flows at an Alternate Branch Condition, Multiple Roles of an Actor, Multiple Actors of a Role, and Non-Standalone Use Case.

On the other hand, we do not have one bad smell Use Case Decomposition (C7), where several activity flows should be extracted and moved into a new use case, in the checklist of Törner *et al.*, and one bad smell Consideration of Alternatives: Viable, where alternate flows cannot be really executed, in Phalp *et al.* Four bad smells 1) Incorrect description of actors or wrong connection between actor and use case, 2) Inconsistencies between diagram and descriptions, inconsistent terminology, inconsistencies between use cases, or different level of granularity, 3) Actors that do not derive value from/provide value to the system, and 4) Use cases with functionality outside the scope of the system or use cases that duplicate functionality of Anda and Sjøberg are not also included in the catalogue.

3) *Comparison the Results of Tool Application with the Correct Set (Response to RQ<sub>2</sub>):* Table X shows the results for each bad smell category included in the eight examples. It also includes the number of indication by the smell detector (# detector indicated) and the number of the bad smell instances actually included in the examples (# smell instances in the correct set), which our study participants indicated. Totally, we found that the examples actually included 53 bad smell instances, and our tool could indicate 88 bad smell instances. 52 of the 88 bad smell instances were in the correct set, i.e., *TP*. For example for the bad smell category *(Ambiguity, Section)*, we got the 12 bad smell instances that the detector indicated, and they included all of the ten correct bad smell instances.

Some of the cells in the table include two numerals with the symbol  $\Rightarrow$ . As mentioned in Section III-A, through constructing the correct set we found new additional six bad smell types and added them to the catalogue, and accordingly, we added several metrics so as to indicate these new bad smells. The numerals in the left hand side of  $\Rightarrow$  stand for the results obtained by the detector before adding the new metrics and the right represent the result by the detector improved by adding the metrics. In total, our improved detector indicated 89 bad smell instances, 53 of the 89 were correct.

High recall values could be partially satisfied to RQ<sub>2</sub>, while lower precision values could not be sufficient. We found two major reasons for the lower precision values. The first one was the detection of ambiguous words: *(Ambiguity, Word)*. We consider the word “actor” is ambiguous because some use cases had multiple actors. However, in the case of the use cases that have only one actor, our study participants did not



TABLE X  
PRECISION AND RECALL VALUES FOR BAD SMELL DETECTION

Category	Precision	Recall	# detector indicated	# smell instances in the correct set
$\langle$ Ambiguity, Section $\rangle$	0.833	1.00	12	10
$\langle$ Ambiguity, Word $\rangle$	0.522	1.00	23	12
$\langle$ Granularity, Section $\rangle$	N/A $\Rightarrow$ 1.00	0 $\Rightarrow$ 1.00	0 $\Rightarrow$ 1	1
$\langle$ Granularity, Sentence $\rangle$	0.385	1.00	26	10
$\langle$ Redundancy, Sentence $\rangle$	N/A	N/A	0	0
$\langle$ Lack, Section $\rangle$	0.696	1.00	23	16
$\langle$ Lack, Sentence $\rangle$	1.00	1.00	4	4
Total	0.591 $\Rightarrow$ 0.596	0.981 $\Rightarrow$ 1.00	88 $\Rightarrow$ 89	53

consider that the word “actor” appearing in the sentences was ambiguous because they could identify correctly an object that the word “actor” denotes. The second reason was related to the bad smell category  $\langle$ Granularity, Sentence $\rangle$ . We used the relative length of sentences as one of the metrics to detect smells related to the category  $\langle$ Granularity, Sentence $\rangle$ . Some sentences included illustrative phrases, and as a result, they came to be relatively long to the other sentences. However, our study participants judged that these sentences including illustrative phrases were easier to understand, even if they were long. This is the reason why our detector indicated bad smells incorrectly.

#### D. Threats to Validity

1) *External Validity*: External validity is related to the generality of the obtained conclusions. In this experiment, although we used only eight use case descriptions, their problem domains were different, and we believe that they covered varieties of the problem domain in a certain degree.

To evaluate the quality of our produced catalogue, we compared it with the other existing catalogues. However, to compose the catalogue, we used a limited set of use case descriptions (30 + 8). In fact, during the evaluation process, we used different eight use case descriptions, which our study participants analyzed, and it led to adding new six smells. It means that the entries of our catalogue can be newly found and added whenever we focus on new use case descriptions. We do not think that our catalogue would be complete or be a saturated catalogue. However, our two orthogonal views, i.e., Characteristic and Scope, may be helpful to find new smells and to categorize them in the catalogue, in the sense that human analysts can look for new smells with these two orthogonal views clues.

Also, the collected sample use case descriptions may not be enough regarding the generality. Although we have tried to increase the variety of samples by including those of multiple domains, we cannot guarantee that the samples are the representative of the use case descriptions in general.

2) *Internal Validity*: We should explore the factors affecting the obtained results other than those of our approach. One of the possibilities of these factors is bias at constructing the correct set of bad smell instances by our eight study participants. However, their skills were sufficient and had experience in writing use case descriptions, and so we believe

that the quality of the correct set was sufficient. In addition, they performed their tasks independently and there are no effects among our study participants.

The second factor was the possibility of developing metrics arbitrarily. However, we separated the examples of use case descriptions into two disjoint sets; one (30 examples) was for constructing the metrics and another (8 examples) for evaluating our detector.

The third factor was categorizing bad smells by one person when the bad smell catalogue was developed. It leads to the possibility to wrong categorization. Thus, the validation of the catalogue done by multiple persons is necessary as one of the future work.

The fourth one is the problem domains whose use case descriptions we used. We do not necessarily think that we could cover all problem domains. Use case descriptions of a certain problem domain allows us to get the new entries of the catalogue and the different evaluation results. Clarifying a role of problem domains is also one of the future work.

The fifth one is that we did not have the agreement process of the correct set of smell instances by the study participants, and we used the union of the results of the participants. Although one of the authors confirmed all of the results were valid except for one of them, one can disagree with smell instances produced by another. Preparing smell instance oracle of high quality is also regarded as one of the future work.

#### IV. RELATED WORK

We focus on the studies to detect poor use case descriptions. As mentioned in Section III-C2, we could find three popular checklists. Phalp *et al.* [3] developed the checklist called 7C’s to measure the quality of use case descriptions. It was based on an investigation about what quality was preferable for use case descriptions from the view of the understandability of natural language sentences. Törner *et al.* [4] developed the 12 criteria and provided the questionnaires written in the natural language to decide if descriptions are bad smells or not. These 12 criteria could be used to detect seven bad smells that Törner *et al.* listed up. Anda and Sjöberg [8] proposed the classification technique of flaws in use case models based on their locations and characteristics, and provided a checklist constructed from this classification. The checklist consists of questionnaires written in natural language related to locations and characteristics. The differences of these checklists to ours

were discussed in Section III-C2 from the view of the coverage of bad smells. In addition, all of them are written in natural language, and the sufficient skills of their users are required.

Some researchers have adopted natural language techniques to analyze ambiguity and vagueness of natural language sentences as requirements descriptions. Yang *et al.* discussed noxious ambiguity such as the scope of conjunctives “and” and “or”, and automated to detect its occurrences [9], [10]. They applied their approach to usual natural language sentences, not use case descriptions. Use case descriptions are rather short sentences and may be incomplete ones. Liu *et al.* [11] tried to detect defects in use case documents automatically. In this approach, a use case description is transformed into an activity diagram based on dependency parsing techniques, and defect detection is applied to the obtained activity diagram. Fantechi *et al.* [12] summarized the application of linguistic techniques to use case analysis. Although their approach is complementary to ours, this line of approaches based on natural language processing is effective because it can extract a partial meaning of a use case description and can be utilized to increase the detection coverage of our smell catalogue. Text2Test [13] is an integrated environment for authoring use cases with a model-based checking is available. It is beneficial to develop a similar environment to realize Just-in-Time smell detection.

*Refactorings*, transformations that solve bad smells, have been used mainly in source code level [5], but the framework and terminology are not limited to the area related to source code. The framework, i.e., detecting quality problems of software artifacts as smells and fixing them by refactoring to improve the quality with preserving their core aspects, is straightforward and is applicable to software artifacts in the scope of requirements engineering, such as use case models [14], [15], feature models [16], goal models [17], and natural language documents [18], [19]. The goal of our approach can be classified as the same category; it regards the detection of problematic portions in use case documents as bad smells. The techniques on refactoring use case models [14], [15] focus on their structure improvement as model transformation, but not on the detection of bad smells. Their approaches are complementary to ours.

## V. CONCLUSION

This paper discussed the automated technique to detect the occurrences of poor parts in use case descriptions. After clarifying bad smells (symptoms) of poor descriptions from the two views: characteristics and scope, we defined a catalogue of bad smells for use case descriptions. Furthermore, we applied the GQM approach to the bad smells and developed metrics to automate the detection of bad smells. Finally, we could get the catalogue of 60 bad smells and an automated smell detector to indicate 24 bad smells of them. Our analytic and experimental results showed that our direction is promising and some improvement is necessary. As a result, we could automate to detect the bad smells of syntax-related issues only. By capturing the catalogue with a bird’s eye view, as

the benefit of the catalogue, we can classify on the catalogue the bad smells that could be automated, and the others, which could not be done, are semantic-related issue. Developing more sophisticated techniques for processing semantics of natural language is necessary to automate to detect them, and it is one of the future work. However, we think that our catalogue can be used as a check list for human analysts to detect in industry. The categorization of bad smells on the catalogue helped us to develop reusable metrics and predicates for detecting the bad smells of the same category. Same or similar metrics and predicates could be used to detect the bad smells of the same category and it allowed us to develop the tool without redundant efforts.

Future work can be summarized as follows:

- More experimental analyses on use case models of wide varieties of problem domains and in a practical level.
- Related to the future work on more experimental analysis, collecting more use case descriptions with wide varieties of problems domains and with practical levels to improve our catalogues and metrics. We used a limited set of use case descriptions and it caused to be the possibility of the catalogues which could not covered all of bad smells yet. Accumulating various types of use case descriptions is useful to make the catalogue more comprehensive. In addition, we should investigate whether types of our bad smells are specific to problems domains or not and clarify the roles of the problems domains to the bad smells.
- Redoing categorization of bad smells by multiple persons and reviewing it to improve the quality of the catalogue. As discussed in Section III-D, when we developed the catalogue, only one person categorized the obtained bad smells. To improve the objectivity of the categorization, we should have an involvement of multiple persons to categorize the bad smells again and to review the catalogue.
- Developing a bad smell catalogue for use case diagrams and an automated tool to detect the bad smells. Combining them with the results of this work can be considered.
- Enhancing metrics, in particular for detecting bad smells related to semantics. Our current metrics are on for syntactic or surface features of use case descriptions. To get a more powerful detector, we need a deeper analysis of natural language sentences including semantic processing. In addition, since a use case model includes use case diagrams, the information that they have may be useful.
- Technique to support the improvement of detected bad smells, so-called *refactoring* of use case models.

The list of use case descriptions that we used, the definition of all the smells, and the detailed comparison between catalogues are included in the appendix of this paper [20].

## ACKNOWLEDGMENTS

This work was partly supported by JSPS Grants-in-Aids for Scientific Research (JP18K11237 and JP18K11238).

## REFERENCES

- [1] S. Geri and W. Jason, *Applying Use Cases: A Practical Guide*. Addison Wesley Longman, 1998.
- [2] M. El-Attar and J. Miller, "Improving the quality of use case models using antipatterns," *Software & Systems Modeling*, vol. 9, no. 2, pp. 141–160, 2010.
- [3] K. T. Phalp, J. Vincent, and K. Cox, "Assessing the quality of use case descriptions," *Software Quality Journal*, vol. 15, no. 1, pp. 69–97, 2007.
- [4] F. Törner, M. Ivarsson, F. Pettersson, and P. Öhman, "Defects in automotive use cases," in *Proceedings of the 5th ACM/IEEE International Symposium on Empirical Software Engineering (ISESE 2006)*, 2006, pp. 115–123.
- [5] M. Fowler, *Refactoring: Improving the Design of Existing Code*. Addison Wesley, 1999.
- [6] V. Basili, C. Caldiera, and D. Rombach, "Goal, question, metric paradigm," *Encyclopedia of Software Engineering*, vol. 1, pp. 528–532, 1994.
- [7] T. H. Toshinori Sato and M. Okumura, "Implementation of a word segmentation dictionary called mecab-ipadic-neologd and study on how to use it effectively for information retrieval (in Japanese)," in *Proceedings of the 23th Annual Meeting of the Association for Natural Language Processing (NLP 2017)*, 2017, pp. NLP2017–B6–1.
- [8] B. Anda and D. I. K. Sjøberg, "Towards an inspection technique for use case models," in *Proceedings of the 14th International Conference on Software Engineering and Knowledge Engineering (SEKE 2002)*, 2002, pp. 127–134.
- [9] H. Yang, A. N. De Roeck, V. Gervasi, A. Willis, and B. Nuseibeh, "Extending nocuous ambiguity analysis for anaphora in natural language requirements," in *Proceedings of the 18th IEEE International Requirements Engineering Conference (RE'10)*, 2010, pp. 25–34.
- [10] H. Yang, A. Willis, A. N. De Roeck, and B. Nuseibeh, "Automatic detection of nocuous coordination ambiguities in natural language requirements," in *Proceedings of the 25th IEEE/ACM International Conference on Automated Software Engineering (ASE 2010)*, 2010, pp. 53–62.
- [11] S. Liu, J. Sun, Y. Liu, Y. Zhang, B. Wadhwa, J. S. Dong, and X. Wang, "Automatic early defects detection in use case documents," in *Proceedings of the 29th ACM/IEEE International Conference on Automated Software Engineering (ASE 2014)*, 2014, pp. 785–790.
- [12] A. Fantechi, S. Gnesi, G. Lami, and A. Maccari, "Applications of linguistic techniques for use case analysis," *Requirements Engineering*, vol. 8, no. 3, pp. 161–170, 2003.
- [13] A. Sinha, S. M. S. Jr., and A. Paradkar, "Text2Test: Automated inspection of natural language use cases," in *Proceedings of the 3rd International Conference on Software Testing, Verification and Validation (ICST 2010)*, 2010, pp. 155–164.
- [14] W. Yu, J. Li, and G. Butler, "Refactoring use case models on episodes," in *Proceedings of the 19th IEEE International Conference on Automated Software Engineering (ASE 2004)*, 2004, pp. 328–335.
- [15] J. Xu, W. Yu, K. Rui, and G. Butler, "Use case refactoring: A tool and a case study," in *Proceedings of the 11th Asia-Pacific Software Engineering Conference (APSEC 2004)*, 2004, pp. 484–491.
- [16] V. Alves, R. Gheyi, and T. Massoni, "Refactoring product lines," in *Proceedings of the 5th international Conference on Generative Programming and Component Engineering (GPCE 2006)*, 2006, pp. 201–210.
- [17] K. Asano, S. Hayashi, and M. Saeki, "Detecting bad smells of refinement in goal-oriented requirements analysis," in *Proceedings of the 4th International Workshop on Conceptual Modeling in Requirements and Business Analysis (MReBa 2017)*, 2017, pp. 122–132.
- [18] E. R. Harold, *Refactoring HTML: Improving the Design of Existing Web Applications*. Addison-Wesley, 2012.
- [19] L. Aversano, G. Canfora, G. De Ruvo, and M. Tortorella, "An approach for restructuring text content," in *Proceedings of the 35th International Conference on Software Engineering (ICSE 2013)*, 2013, pp. 1225–1228.
- [20] Y. Seki, S. Hayashi, and M. Saeki, "Appendix of "Detecting bad smells in use case descriptions"," Zenodo, 2019, <https://doi.org/10.5281/zenodo.3344974>.

# Appendix of “Detecting Bad Smells in Use Case Descriptions”

Yotaro Seki, Shinpei Hayashi, and Motoshi Saeki  
School of Computing, Tokyo Institute of Technology  
Ookayama 2-12-1, Meguro-ku, Tokyo 152-8550, Japan  
Email: {yotaro,hayashi,saeki}@se.cs.titech.ac.jp

**Abstract**—This article is an appendix of our paper entitled “Detecting Bad Smells in Use Case Descriptions” to be published in proceedings of the 27th IEEE International Requirements Engineering Conference (RE’19) [1].

## I. SELECTED USE CASE DESCRIPTIONS FOR INSPECTION

Table I shows the list of used use case descriptions that have been selected for the inspection of bad smells in them. In the table, the columns indicate the ID (ID), the name of the target use case (Name), the domain of the use case (Domain), the description when available (Description), the source information (Source), the numbers of basic steps (B), exception steps (E), and alternate steps (A). The descriptions U01–30 were used for the analysis in Section II in the original paper [1]. The descriptions U30–38 were used for the controlled experiment in Section III in the original paper [1]. Since the original name and description are in Japanese, we translated them into English. The domain information was not extracted from the sources but was derived by the authors. For the items that we retrieved the source information via a web search, the symbols explaining the way how they were searched are attached. We used both Google Search (Ⓔ) and Google Image Search (Ⓘ), and two different queries (Ⓔ and Ⓘ).

## II. COMPARISON AMONG CATALOGUES

Table II shows our comparison result of smell catalogues. In the table, rows indicate smells defined in our paper, and columns indicate the smells defined in existing three catalogues: Phalp *et al.* [5], Törner *et al.* [6], and Anda and Sjøberg [7]. If a smell defined by us matches with a smell defined in other catalogues, the symbol ✓ is filled in the associated cell.

We show the smells defined in other three catalogues as follows.

*P: Phalp et al. [5]:*

- P01:** Coverage: Scope
- P02:** Coverage: Span
- P03:** Cogent: Text Order
- P04:** Cogent: Dependencies
- P05:** Cogent: Rational Answer
- P06:** Coherent
- P07:** Consistent Abstraction
- P08:** Consistent Structure: Variations

- P09:** Consistent Structure: Sequence
- P10:** Consistent Grammar
- P11:** Consideration of Alternatives: Separation
- P12:** Consideration of Alternatives: Viable
- P13:** Consideration of Alternatives: Numbering

*T: Törner et al. [6]:*

- T01:** Completeness: Missing element (C1)
- T02:** Completeness: Goal not achieved (C2)
- T03:** Correctness: Incorrect flow (C3)
- T04:** Correctness: Outside scope (C4)
- T05:** Consistency: Inconsistent step numbering (C5)
- T06:** Consistency: Irrelevant steps (C6)
- T07:** Consistency: Use Case Decomposition (C7)
- T08:** Readability: Misuse of alternative flows (C8)
- T09:** Unambiguity: Unclear alternative flow condition (C9)
- T10:** Unambiguity: Incorrect linguistics (C10)
- T11:** Level of detail (C11)
- T12:** Misuse of preconditions (C12)

*A: Anda and Sjøberg [7]:*

- A01:** *⟨Omissions, Actors⟩*: Human users or external entities that will interact with the system are not identified
- A02:** *⟨Omissions, Use cases⟩*: Required functionality is not described in use cases. Actors have goals that do not have corresponding use cases
- A03:** *⟨Omissions, Flow of events⟩*: Input or output for use cases is not described. Events that are necessary for understanding the use cases are missing
- A04:** *⟨Omissions, Variations⟩*: Variations that may occur when attempting to achieve the goal of a use case are not specified
- A05:** *⟨Omissions, Relation between use cases⟩*: Common functionality is not separated out in included use cases
- A06:** *⟨Omissions, Trigger, pre- and post-conditions⟩*: Trigger, pre- or post-conditions have been omitted
- A07:** *⟨Incorrect facts, Actors⟩*: Incorrect description of actors or wrong connection between actor and use case
- A08:** *⟨Incorrect facts, Use cases⟩*: Incorrect description of a use case
- A09:** *⟨Incorrect facts, Flow of events⟩*: Incorrect description of one or several events

- A10:** *<Incorrect facts, Variations>*: Incorrect description of a variation
- A11:** *<Incorrect facts, Trigger, pre- and post-conditions>*: Incorrect assumptions or results have led to incorrect pre- or post-conditions
- A12:** *<Inconsistencies, Actors>*: Description of actor is inconsistent with its behavior in use cases
- A13:** *<Inconsistencies, Use cases>*: Description is inconsistent with reaching the goal of the use case
- A14:** *<Inconsistencies, Flow of events>*: Events that are inconsistent with reaching the goal of the use case they are part of
- A15:** *<Inconsistencies, Variations>*: Variations that are inconsistent with the goal of the use case
- A16:** *<Inconsistencies, Relation between use cases>*: Inconsistencies between diagram and descriptions, inconsistent terminology, inconsistencies between use cases, or different level of granularity
- A17:** *<Inconsistencies, Trigger, pre- and post-conditions>*: Pre- or post-conditions are inconsistent with goal or flow of events
- A18:** *<Ambiguities, Actors>*: Too broadly defined actors or ambiguous description of actor
- A19:** *<Ambiguities, Use cases>*: Name of use case does not reflect the goal of the use case
- A20:** *<Ambiguities, Flow of events>*: Ambiguous description of events, perhaps because of too little detail
- A21:** *<Ambiguities, Variations>*: Ambiguous description of what leads to a particular variation
- A22:** *<Ambiguities, Trigger, pre- and post-conditions>*: Ambiguous description of trigger, pre- or post-condition
- A23:** *<Extraneous information, Actors>*: Actors that do not derive value from/provide value to the system
- A24:** *<Extraneous information, Use cases>*: Use cases with functionality outside the scope of the system or use cases that duplicate functionality
- A25:** *<Extraneous information, Flow of events>*: Superfluous steps or too much detail in steps
- A26:** *<Extraneous information, Variations>*: Variations that are outside the scope of the system
- A27:** *<Extraneous information, Trigger, pre- and post-conditions>*: Superfluous trigger, pre- or post-conditions

### III. DEFINITION OF USE CASE DESCRIPTION SMELLS

All the definitions of bad smells in use case descriptions defined in our paper are as follows.

---

**Name:** Unordered Flow

**Characteristic:** *Ambiguity*

**Scope:** *Section*

**Symptom:** Some flows are not ordered correctly, and they lead to the difficulties in understanding the behavior of the use case.

**How to Detect:**

- The ID number (briefly ID) of a basic flow starts with 1? (*BasicFlowStartWith1?*)
- The ID of an alternate flow starts with 1? (*AlternateFlowStartWith1?*)
- The ID of an exception flow starts with 1? (*ExceptionFlowStartWith1?*)
- Each flow of a basic flow is numbered? (*BasicFlowNumbered?*)
- Each flow of an alternate flow is numbered? (*AlternateFlowNumbered?*)
- Each flow of an exception flow is numbered? (*ExceptionFlowNumbered?*)
- The numbering of a basic flow is incremented by 1? (*BasicFlowOrdered?*)
- The numbering of an alternate flow is incremented by 1? (*AlternateFlowOrdered?*)
- The numbering of an exception flow is incremented by 1? (*ExceptionFlowOrdered?*)

---

**Name:** Origin-Free Exception Flow

**Characteristic:** *Ambiguity*

**Scope:** *Section*

**Symptom:** The origin of an exception flow, i.e., the source of branching to the exception flow, is not specified. It leads to making it difficult to follow the overall flow of the use case.

**How to Detect:** It is described in the exception flow at which sentences the exception for branching to the exception flow may occur in the basic flow? (*ExceptionFlowsOriginDescribed?*)

---

**Name:** Origin-Free Alternate Flow

**Characteristic:** *Ambiguity*

**Scope:** *Section*

**Symptom:** The origin of an alternate flow, i.e., the source of branching to the alternate flow, is not specified. It leads to making it difficult to follow the overall flow of the use case.

**How to Detect:** It is described in the alternate flow at which sentences in the basic flow the alternate flow may start to be executed? (*AlternateFlowsOriginDescribed?*)

---

**Name:** Unclear Feasibility

**Characteristic:** *Sentence*

**Scope:** *Ambiguity*

**Symptom:** An action denoted by a sentence may be required to satisfy conditions before its execution, but these conditions cannot be certified to hold. For example, an action requires some input data for its execution, but their existence cannot be certified at the point of the sentence. It is necessary to walk through the flow that includes the sentence.

**How to Detect:** –

---

**Name:** Origin-Free Operation Result

**Characteristic:** *Ambiguity*

**Scope:** *Sentence*

**Symptom:** The sentence includes the description of the result of execution before, but it is not specified where the described result is obtained. It is time-consuming to explore the reference to the execution point where the result is generated.

**How to Detect:** –

---

**Name:** Sentence Interpretable as Multiple Meaning

**Characteristic:** *Ambiguity*

**Scope:** *Sentence*

**Symptom:** An action denoted by a sentence cannot be uniquely decided. It depends on readers of the sentence, and they may not be able to understand the sentence correctly.

**How to Detect:** –

---

**Name:** Pronoun

**Characteristic:** *Ambiguity*

**Scope:** *Word*

**Symptom:** The occurrence of a pronoun may provide ambiguity on what it denotes.

**How to Detect:** There is an occurrence of pronouns? (NOP > 0)

---

**Name:** Omitted Word

**Characteristic:** *Ambiguity*

**Scope:** *Word*

**Symptom:** Omitting a word may lead to the lack of the necessary information in a sentence, and it can be ambiguous.

**How to Detect:** –

---

**Name:** “Actor” Actor

**Characteristic:** *Ambiguity*

**Scope:** *Word*

**Symptom:** The subject of a sentence denoting an action is “Actor” and a concrete object who performs the action may not be uniquely decided, i.e., ambiguous.

**How to Detect:** There is an occurrence of the word “Actor” in a sentence? (NON(“Actor”) > 0)

---

**Name:** Unexplained Main Actor

**Characteristic:** *Ambiguity*

**Scope:** *Word*

**Symptom:** The word that is not “System” or that is not specified in Actor section is used as a subject of a sentence denoting an action. It is time-consuming to understand who is essentially an actor.

**How to Detect:** –

---

**Name:** Different Concepts by Same Word

**Characteristic:** *Ambiguity*

**Scope:** *Word*

**Symptom:** A word is used to represent different concepts. The meaning of the word is ambiguous.

**How to Detect:** –

---

**Name:** Omitted Attribute

**Characteristic:** *Ambiguity*

**Scope:** *Word*

**Symptom:** The operation to an object is represented in a sentence, but the operation is actually not to the object but its attribute. An object is confused with its attribute. It may cause misunderstanding of the meaning of the operation.

**How to Detect:** –

---

**Name:** Flow Does Not Meet Precondition

**Characteristic:** *Incorrectness*

**Scope:** *Section*

**Symptom:** A flow does not satisfy a precondition at starting its execution. In this case, the flow cannot be correctly executed.

**How to Detect:** –

---

**Name:** Postcondition Not Satisfied

**Characteristic:** *Incorrectness*

**Scope:** *Section*

**Symptom:** At the termination of the flow, a postcondition is not satisfied. In this case, the flow cannot be correctly executed.

**How to Detect:** –

---

**Name:** Name Does Not Explain Content

**Characteristic:** *Incorrectness*

**Scope:** *Section*

**Symptom:** The name of a use case does not represent its essential content. It causes its misunderstanding.

**How to Detect:** –

---

**Name:** Under or Over Condition

**Characteristic:** *Incorrectness*

**Scope:** *Section*

**Symptom:** Preconditions and/or postconditions include redundant conditions, or some of them are missing. In the case of redundant conditions, additional actions may be required to satisfy the redundant conditions. On the other hand, in the case of missing conditions, an action to satisfy the missing condition may also be missing. In both cases, the flow cannot be correct to the real execution and cannot satisfy the requirements.

**How to Detect:** –

---

**Name:** Much or Less Actors

**Characteristic:** *Incorrectness*

**Scope:** *Section*

**Symptom:** There is an actor in a flow, but it does not appear in the Actor section. On the other hand, there is an actor appearing in the Actor section, but it does not occur in the flow sections. In the former case, there are two possibilities: 1) an action performed by the actor is missing, or 2) the actor is redundant. In the latter case, it causes misunderstanding of the actor because of lacking information of the actor.

**How to Detect:** –

---

**Name:** Contradicted Sentences

**Characteristic:** *Incorrectness*

**Scope:** *Sentence*

**Symptom:** More than one sentence is contradicted to each other. Either of them may be incorrect.

**How to Detect:** –

---

**Name:** Behavior Ignores Condition

**Characteristic:** *Incorrectness*

**Scope:** *Sentence*

**Symptom:** An action denoted by a sentence is executed without satisfying its conditions that should hold before executing it. In this case, another action that should be executed before may be lacking, or the conditions may be wrong.

**How to Detect:** –

---

**Name:** Multiple Situations

**Characteristic:** *Granularity*

**Scope:** *Usecase*

**Symptom:** In a use case description of a use case, multiple different situations are assumed. The use case description is not decomposed at a sufficient level, and it should be decomposed into several use cases.

**How to Detect:** –

---

**Name:** Multiple Exception Flows at an Exception Branch Condition

**Characteristic:** *Granularity*

**Scope:** *Section*

**Symptom:** There are multiple exception flows which start with the same condition. It may cause a misunderstanding that different exceptions exist. It should be merged to a single exception flow.

**How to Detect:** Are there multiple occurrences of branches at the alphabetically same exception condition? (NOEFR > 1)

---

**Name:** Multiple Alternate Flows at an Alternate Branch Condition

**Characteristic:** *Granularity*

**Scope:** *Section*

**Symptom:** There are multiple alternate flows which start with the same condition. It may cause a misunderstanding that

different alternatives exist. It should be merged into a single alternate flow.

**How to Detect:** Are there multiple occurrences of branches at the alphabetically same alternate condition? (NOAFR > 0)

---

**Name:** Multiple Roles of an Actor

**Characteristic:** *Granularity*

**Scope:** *Section*

**Symptom:** The different roles are assigned to a word denoting an actor. It is difficult to understand which roles perform what actions. The different words should be adopted so that an actor is assigned to a single role.

**How to Detect:** –

---

**Name:** Multiple Actors of a Role

**Characteristic:** *Granularity*

**Scope:** *Section*

**Symptom:** The different words are used to represent one actor role. It causes a misunderstanding that these words may denote the different roles of actors. They should be merged into a single word.

**How to Detect:** –

---

**Name:** Long Sentence

**Characteristic:** *Granularity*

**Scope:** *Sentence*

**Symptom:** A sentence is relatively long to the other ones in a section. The target sentence may contain too much information or may contain unnecessary information, which decreases the understandability of the sentence. It should be separated so as to be easier to understand.

**How to Detect:** The number of characters in a sentence (length of a sentence) exceeds a threshold which is calculated by the distribution of the lengths of the sentences among the target use case description? (LOS >  $Threshold_{Long}$ )

---

**Name:** Short Sentence

**Characteristic:** *Granularity*

**Scope:** *Sentence*

**Symptom:** A sentence is relatively short to the other ones in a section. The target sentence may contain minor information or lack necessary information, which decreases the understandability of the sentence.

**How to Detect:** The number of characters in a sentence (length of a sentence) is less than a threshold which is calculated by the distribution of the lengths of the sentences among the target use case description? (LOS <  $Threshold_{Short}$ )

---

**Name:** Sentence with Multiple Actions

**Characteristic:** *Granularity*

**Scope:** *Sentence*

**Symptom:** A sentence denotes multiple actions. It should be assigned to a single action.

**How to Detect:** The number of action verbs in a sentence (NOV) exceeds to a threshold? (NOV > 4)

---

**Name:** Relatively Over Qualified Sentence

**Characteristic:** *Granularity*

**Scope:** *Sentence*

**Symptom:** A sentence has relatively many modifiers than other sentences. It may include irrelevant information to understand requirements.

**How to Detect:** The number of modifiers (NOM) exceeds a threshold which is calculated by the distribution of the numbers of the modifiers in sentences among the target use case description? (NOM >  $Threshold_{OverModifier}$ )

---

**Name:** Relatively Under Qualified Sentence

**Characteristic:** *Granularity*

**Scope:** *Sentence*

**Symptom:** A sentence has relatively fewer modifiers than other sentences. It may lack relevant information to understand requirements.

**How to Detect:** The number of modifiers (NOM) is less than a threshold which is calculated by the distribution of the numbers of the modifiers in sentences among the target use case description? (NOM <  $Threshold_{UnderModifier}$ )

---

**Name:** Omitting Pre-appeared Word

**Characteristic:** *Granularity*

**Scope:** *Word*

**Symptom:** A word appearing before is omitted in a sentence. Information related to the word may be lacking.

**How to Detect:** –

---

**Name:** Qualified Pre-appeared Word

**Characteristic:** *Granularity*

**Scope:** *Word*

**Symptom:** A word appearing before is qualified later, i.e., a word is not qualified at the first appearance, but it is qualified in the appearances after the first time. It means that relevant information that the word has was lacking when it appeared for the first time. When it appears at first, it should be qualified.

**How to Detect:** –

---

**Name:** Multiple Flows with the Same Role

**Characteristic:** *Redundancy*

**Scope:** *Flow*

**Symptom:** There are multiple flows whose goals are the same. It may cause the misunderstanding that these multiple flows may have a different meaning.

**How to Detect:** –

---

**Name:** Flow Unrelated to Postcondition

**Characteristic:** *Redundancy*

**Scope:** *Flow*

**Symptom:** Although the postconditions have already held, a flow performs actions not related to the postconditions. These actions may be redundant.

**How to Detect:** –

---

**Name:** Conditional Flow

**Characteristic:** *Redundancy*

**Scope:** *Flow*

**Symptom:** There is a flow where no actions are performed. It may not represent how to use the system to be developed, and can be considered redundant.

**How to Detect:** –

---

**Name:** Repeating the Same Noun

**Characteristic:** *Redundancy*

**Scope:** *Sentence*

**Symptom:** A sentence contains multiple occurrences of the same noun. Although the number of words in the sentence is increasing, there may be no new information obtained from the multiple occurrences of the noun.

**How to Detect:** The number of the occurrences of a noun in a sentence is more than 1? (NON(*noun*) > 1)

---

**Name:** Over-Qualified Word

**Characteristic:** *Redundancy*

**Scope:** *Word*

**Symptom:** The word *A* together with the modifier *B* appears in the description, but there are no occurrences of the single word *A* or none of the word *A* with the modifier different from *B*. In this case, it may cause the misunderstanding that the word *A* with the different modifier could be missing.

**How to Detect:** –

---

**Name:** Non-Standalone Use Case

**Characteristic:** *Lack*

**Scope:** *Usecase*

**Symptom:** A use case cannot be executed with a standalone. Another use case using it may be lacking.

**How to Detect:** –

---

**Name:** Missing Actor Section

**Characteristic:** *Lack*

**Scope:** *Section*

**Symptom:** There is no actor section in a use case. It is time-consuming to identify actors of the use case.

**How to Detect:** There is no Actor Section in the use case? ( $\neg ActionSectionExist?$ )

---

**Name:** Missing Exception Flows Section

**Characteristic:** *Lack*

**Scope:** *Section*



**Symptom:** There are no exception flow sections in a use case.  
In this case, we have two alternatives; one is that the use case really has no exception flows, another is that there are no considerations on exception flows yet.  
**How to Detect:** There is no exception flows in the use case?  
( $\neg$ ExceptionFlowSectionExist?)

---

**Name:** Missing Alternate Flows Section  
**Characteristic:** *Lack*  
**Scope:** *Section*

**Symptom:** There are no alternate flow sections in a use case.  
In this case, we have two alternatives; one is that the use case really has no alternate flows, another is that there are no considerations on alternate flows yet.  
**How to Detect:** There are no alternate flows in the use case?  
( $\neg$ AlternateFlowSectionExist?)

---

**Name:** Missing Preconditions Section  
**Characteristic:** *Lack*  
**Scope:** *Section*  
**Symptom:** There is no section on preconditions. It is not clear when the use case can be executed.  
**How to Detect:** There is not a precondition section in the use case?  
( $\neg$ PreconditionSectionExist?)

---

**Name:** Missing Postconditions Section  
**Characteristic:** *Lack*  
**Scope:** *Section*  
**Symptom:** There is no section on postconditions. It is not clear what conditions should hold after the use case finishes its execution.  
**How to Detect:** There is not a postcondition section in the use case?  
( $\neg$ PostconditionSectionExist?)

---

**Name:** Missing Description Section  
**Characteristic:** *Lack*  
**Scope:** *Section*  
**Symptom:** There is no section on describing the overall of a use case. To understand what the use case do roughly, it is time-consuming because we should read all of the use case descriptions.  
**How to Detect:** There is not a section on overall description of a use case?  
( $\neg$ OverviewSectionExist?)

---

**Name:** Missing Name Section  
**Characteristic:** *Section*  
**Scope:** *Section*  
**Symptom:** There is no section to declare a use case name in a use case description. It is difficult to identify on which use case the descriptions are.  
**How to Detect:** There is not a section declaring a use case name?  
( $\neg$ NameSectionExist?)

---

**Name:** Premature Exceptional Cases

**Characteristic:** *Lack*  
**Scope:** *Flow*  
**Symptom:** Every exceptional case that can occur is not described. It is not specified how to deal with the exceptional case that is not described.  
**How to Detect:** –

---

**Name:** Premature Branch Condition  
**Characteristic:** *Lack*  
**Scope:** *Flow*  
**Symptom:** Every alternative case that can occur is not described. It is not specified how to deal with the alternative case that is not described.  
**How to Detect:** –

---

**Name:** Exception Flow without Return  
**Characteristic:** *Lack*  
**Scope:** *Sentence*  
**Symptom:** There is no information on which sentence the execution returns to when the exception flow finishes, or on what terminate processing should be done after the exception flow. In this case, it is difficult to understand how to finish the use case correctly.  
**How to Detect:** The sentence ID to which an exception flow returns is not specified?  
( $\neg$ ExceptionFlowsReturnExist?)

---

**Name:** Unexplained Exception Flow  
**Characteristic:** *Lack*  
**Scope:** *Sentence*  
**Symptom:** There is no descriptions on the conditions which an exception can occur. It is difficult to understand why its basic flow is branched to the exception flow.  
**How to Detect:** A condition where the exception occurs is not specified in a sentence?  
( $\neg$ ExceptionFlowsReasonExist?)

---

**Name:** Alternate Flow without Return  
**Characteristic:** *Lack*  
**Scope:** *Sentence*  
**Symptom:** There is no information on which sentence the execution returns to when the alternate flow finishes, or on what terminate processing should be done after the alternate flow. In this case, it is difficult to understand how to finish the use case correctly.  
**How to Detect:** The sentence ID to which an alternate flow returns is not specified?  
( $\neg$ AlternateFlowsReturnExist?)

---

**Name:** Unexplained Alternate Flow  
**Characteristic:** *Lack*  
**Scope:** *Sentence*  
**Symptom:** There are no descriptions on the conditions which an alternative can occur. It is difficult to understand why its basic flow is branched to the alternate flow.

**How to Detect:** A condition where the alternative occurs is not specified in a sentence?  
( $\neg$ ExceptionFlowsReasonExist?)

---

**Name:** Incomplete System Behavior

**Characteristic:** *Lack*

**Scope:** *Sentence*

**Symptom:** Some of the system behavior to be required is not described. It is impossible to consider the function of the system correctly.

**How to Detect:** –

---

**Name:** Incomplete System Information

**Characteristic:** *Lack*

**Scope:** *Sentence*

**Symptom:** Some information necessary to implement the system is not described. It is difficult to implement the system correctly.

**How to Detect:** –

---

**Name:** Missing Action Target

**Characteristic:** *Lack*

**Scope:** *Word*

**Symptom:** A word that is a target of an action does not appear in a sentence. It is difficult to understand correctly how to use the system.

**How to Detect:** –

---

**Name:** Missing Operation Procedure

**Characteristic:** *Lack*

**Scope:** *Word*

**Symptom:** Some actual operations for the system are not described.

**How to Detect:** –

---

**Name:** Unknown Origin

**Characteristic:** *Lack*

**Scope:** *Word*

**Symptom:** There is no information on the source of newly generated information denoted by a word. It is difficult to check where the information is generated or to validate the correctness of the information.

**How to Detect:** –

---

**Name:** Precondition in Basic Flow

**Characteristic:** *Misplacement*

**Scope:** *Section*

**Symptom:** A precondition is described at the first step of the basic flow.

**How to Detect:** –

---

**Name:** Postcondition in Basic Flow

**Characteristic:** *Misplacement*

**Scope:** *Section*

**Symptom:** A postcondition is described at the last step of the basic flow.

**How to Detect:** –

---

**Name:** Exception Flow in Basic Flow

**Characteristic:** *Misplacement*

**Scope:** *Section*

**Symptom:** An exception flow is described in the basic flow. It is difficult to capture the essential behavior of the use case.

**How to Detect:** –

---

**Name:** Alternate Flow in Basic Flow

**Characteristic:** *Misplacement*

**Scope:** *Section*

**Symptom:** An alternate flow is described in the basic flow. It is difficult to capture the essential behavior of the use case.

**How to Detect:** –

---

**Name:** Synonym

**Characteristic:** *Inconsistency*

**Scope:** *Word*

**Symptom:** The different words having the same meaning is used.

**How to Detect:** –

#### REFERENCES

- [1] Y. Seki, S. Hayashi, and M. Saeki, "Detecting bad smells in use case descriptions," to appear in *Proceedings of the 27th IEEE International Requirements Engineering Conference (RE'19)*, 2019.
- [2] R. Miles and K. Hamilton, *Learning UML 2.0: A Pragmatic Introduction to UML (Translated in Japanese)*. O'Reilly, 2007.
- [3] G. Schneider and J. P. Winters, *Applying Use Cases: A Practical Guide (Translated in Japanese)*. Pearson Education, 2000.
- [4] Y. Takaku, S. Hayashi, and M. Saeki, "Generating state transition models from use case descriptions," *IPSJ SIG Technical Reports*, vol. 2010-SE-167, no. 17, pp. 1–8, 2010.
- [5] K. T. Phalp, J. Vincent, and K. Cox, "Assessing the quality of use case descriptions," *Software Quality Journal*, vol. 15, no. 1, pp. 69–97, 2007.
- [6] F. Törner, M. Ivarsson, F. Pettersson, and P. Öhman, "Defects in automotive use cases," in *Proceedings of the 5th ACM/IEEE International Symposium on Empirical Software Engineering (ISESE 2006)*, 2006, pp. 115–123.
- [7] B. Anda and D. I. K. Sjöberg, "Towards an inspection technique for use case models," in *Proceedings of the 14th International Conference on Software Engineering and Knowledge Engineering (SEKE 2002)*, 2002, pp. 127–134.

TABLE I  
USE CASE DESCRIPTIONS USED FOR INSPECTION

ID	Name	Domain	Description	Source	B	E	A
U01	Move piece on board	Game	Move a piece in hand, take an enemy piece in the target space, or check the enemy king piece to take advantage	https://linuxserver.jp/%E8%A8%A8%E8%A8%88/html/%E3%83%A6%E3%83%BC%E3%82%B9%E3%82%B1%E3%83%BC%E3%82%B9%E8%A8%98%E8%BF%B0/ (S)+ (U)	5	8	2
U02	Print elderly relief call application form	Welfare	Register the elderly relief telephone application information in the system and output the "Relief telephone application form"	http://archive.ctty.yokohama.lg.jp/kenko/gohou/jiki-files/c02-sysuc-tb.pdf (S)+ (U)	9	6	0
U03	Display alarm at schedule time	Scheduler	Complete the attendance process	https://www.ogis-ri.co.jp/otc/hiroba/technical/JavaWorld_UML/chap5/ (S)+ (U)	4	0	1
U04	Process attendance	Business management	Complete the attendance process	http://objectclub.jp/technicaldoc/uml/umlintro2 (S)+ (U)	6	2	0
U05	Operate wiper with washer	Automotive	Wash off oil film, mud, and insects	https://www.zipc.com/event/uc/18th_files/2/05-fujiwara.pdf (S)+ (U)	5	0	0
U06	Display	GUI	Display the table created by the actor	https://www.juse.or.jp/sqip/workshop/report/attachs/2008/5-testanalysis-appendix1.pdf (S)+ (U)	2	0	0
U07	Lend works to members	Rental	Lend works to members, collect the lending fee, and record the lending history	https://books.google.co.jp/books?id=Z3a1beWU5c&printsec=frontcover (S)+ (U)	18	6	5
U08	Draw shape	GUI	Re-register as a temporary user when the user has forgotten his/her password	http://www.fse.cs.ritsumei.ac.jp/lesson/java/practice2.html <sup>2</sup> (S)+ (U)	5	0	1
U09	Load figures from file	GUI	Re-register as a temporary user when the user has forgotten his/her password	http://www.fse.cs.ritsumei.ac.jp/lesson/java/practice3.html <sup>2</sup> (S)+ (U)	6	0	2
U10	Get emergency hospitalized	Welfare	Discard the order information entered by the customer	https://www.w.jahis.jp/... <sup>*1</sup> (S)+ (U)	10	0	0
U11	Daily home care	Welfare	Receive order details and register order information in the system	https://www.w.jahis.jp/... <sup>*1</sup> (S)+ (U)	19	0	0
U12	Discharge and transit to home care	Welfare	Create a sales order item and calculate the sales order amount with the products and quantities entered by the customer	https://www.w.jahis.jp/... <sup>*1</sup> (S)+ (U)	8	0	0
U13	Register user	Web	A user who wants to use the bulletin board registers his/her user information in the system	https://www.w.jahis.jp/... <sup>*1</sup> (S)+ (U)	13	4	0
U14	Register user officially	Web	A temporary user determines his/her official password and logs in to the system	https://www.ibm.com/developerworks/jp/webosphere/library/java/web_practice/3.html (U)+ (U)	9	3	0
U15	Initialize password	Web	A user who wants to use the bulletin board registers his/her user information in the system	https://www.ibm.com/developerworks/jp/webosphere/library/java/web_practice/4.html (U)+ (U)	8	2	0
U16	Log off	Shopping	Re-register as a temporary user when the user has forgotten his/her password	https://www.ibm.com/developerworks/jp/webosphere/library/java/web_practice/5.html (U)+ (U)	8	2	0
U17	Register order information	Shopping	Discard the order information entered by the customer	https://www.ipa.go.jp/files/000056487.pdf (U)+ (U)	3	0	0
U18	Add item to cart	Shopping	Receive order details and register order information in the system	https://www.ipa.go.jp/files/000056487.pdf (U)+ (U)	10	0	5
U19	Search for product	Shopping	Create a sales order item and calculate the sales order amount with the products and quantities entered by the customer	https://www.ipa.go.jp/files/000056487.pdf (U)+ (U)	8	0	3
U20	Log on	Shopping	Display the product list by product category	https://www.ipa.go.jp/files/000056487.pdf (U)+ (U)	4	0	4
U21	Register user	Shopping	Authenticate the user and make the system available for him/her	https://www.ipa.go.jp/files/000056487.pdf (U)+ (U)	3	0	1
U22	Create new blog account	Web	Entering customer information, the system registers the user with the entered information and issues the user ID	https://www.ipa.go.jp/files/000056487.pdf (U)+ (U)	8	0	3
U23	Place order	Shopping	A new or existing author requests an administrator for a new blog account	Miles and Hamilton [2]	6	0	2
U24	Pay consumption tax	Shopping	Schneider and Winters [3]	Schneider and Winters [3]	9	0	1
U25	Update account	Shopping	Charge or transfer to an account	Schneider and Winters [3]	2	0	0
U26	Send product catalog	Shopping	A customer requests a product catalog	Schneider and Winters [3]	4	0	0
U27	Organize sales report	Shopping	Customer contact gets sales report	Schneider and Winters [3]	6	0	0
U28	Log in	Shopping	Authenticate the user and make the system available for him/her	Takaku et al. [4]	5	0	0
U29	Log out	Shopping	Entering customer information, the system registers the user with the entered information and issues the user ID	Takaku et al. [4]	2	0	1
U30	Order	Shopping	A new or existing author requests an administrator for a new blog account	Takaku et al. [4]	1	0	0
U31	Lend book	Rental	Receptionist inputs to the system in the lending process	https://msyushi2011.appspot.com/ensyu_sekkeit02.jsp (S)+ (U)	5	0	2
U32	Search for product	Shopping	Display the product list by product category	https://blog.asial.co.jp/831 (S)+ (U)	3	3	0
U33	Register product	Shopping	Authenticate the user and make the system available for him/her	https://blog.asial.co.jp/831 (S)+ (U)	6	2	0
U34	Withdraw money with ATM	Finance	Use the bank ATM to withdraw money from the account with a cash card	http://manomaruano.web.fc2.com/examples/uml/ATMUsecase01.txt (S)+ (U)	10	4	6
U35	Start care service	Welfare	An actor registers user information in the system as a temporary user	https://www.w.jahis.jp/... <sup>*1</sup> (S)+ (U)	12	0	0
U36	Register temporal user account	Web	An actor registers user information in the system as a temporary user	https://www.ibm.com/developerworks/jp/webosphere/library/java/web_practice/3.html (U)+ (U)	8	2	0
U37	Register user account	Web	A user who wants to use the bulletin board registers his/her user information in the system	https://www.ibm.com/developerworks/jp/webosphere/library/java/web_practice/3.html (U)+ (U)	13	3	0
U38	Purchase product	Shopping	Re-register as a temporary user when the user has forgotten his/her password	https://qiita.com/putan/items/580cb6f136859f82edb (U)+ (U)	5	0	0

\*1: Google Search, (U): Google Image Search, (S): Query of "use case description", (U): Query of "use case description", "welfare"

\*2: No longer available (accessed: 2019-07-05)

TABLE II  
COMPARISON AMONG SMELL CATALOGUES

	P: Phalp <i>et al.</i> [5]	T: Törner <i>et al.</i> [6]	A: Anda and Sjöberg [7]
S01: Unordered Flow	✓	✓	
S02: Origin-Free Exception Flow		✓	
S03: Origin-Free Alternative Flow		✓	
S04: Unclear Feasibility			
S05: Origin-Free Operation Result		✓	✓
S06: Sentence Interpretable as Multiple Meanings		✓	✓
S07: Pronoun		✓	✓
S08: Omitted Word		✓	✓
S09: "Actor" Actor		✓	✓
S10: Unexplained Main Actor		✓	✓
S11: Different Concepts by Same Word		✓	✓
S12: Omitted Attribute		✓	✓
S13: Flow Does Not Meet Precondition	✓	✓	✓
S14: Postcondition Not Satisfied	✓	✓	✓
S15: Name Does Not Explain Content	✓	✓	✓
S16: Under or Over Condition	✓	✓	✓
S17: Much or Less Actors	✓	✓	✓
S18: Contradicted Sentences	✓	✓	✓
S19: Behavior Ignores Condition	✓	✓	✓
S20: Multiple Situations		✓	✓
S21: Multiple Exception Flows at an Exception Branch Condition			✓
S22: Multiple Alternate Flows at an Alternate Branch Condition			
S23: Multiple Roles of an Actor			
S24: Multiple Actors of a Role			
S25: Long Sentence	✓	✓	✓
S26: Short Sentence	✓	✓	✓
S27: Sentence with Multiple Actions	✓	✓	✓
S28: Relatively Over Qualified Sentence	✓	✓	✓
S29: Relatively Under Qualified Sentence	✓	✓	✓
S30: Omitting Pre-Appared Word	✓	✓	✓
S31: Qualified Pre-Appared Word	✓	✓	✓
S32: Multiple Flows with the Same Role	✓	✓	✓
S33: Flow Unrelated to Postcondition	✓	✓	✓
S34: Conditional Flow		✓	✓
S35: Repeating the Same Noun	✓	✓	✓
S36: Over-Qualified Word		✓	✓
S37: Non-Standalone Use Case			
S38: Missing Actor Section		✓	
S39: Missing Exception Flows Section	✓	✓	✓
S40: Missing Alternate Flows Section	✓	✓	✓
S41: Missing Preconditions Section	✓	✓	✓
S42: Missing Postconditions Section	✓	✓	✓
S43: Missing Description Section	✓	✓	✓
S44: Missing Name Section	✓	✓	✓
S45: Premature Exceptional Cases	✓	✓	✓
S46: Premature Branch Condition	✓	✓	✓
S47: Exception Flow without Return	✓	✓	✓
S48: Unexplained Exception Flow	✓	✓	✓
S49: Alternative Flow without Return	✓	✓	✓
S50: Unexplained Alternative Flow	✓	✓	✓
S51: Incomplete System Behavior	✓	✓	✓
S52: Incomplete System Information	✓	✓	✓
S53: Missing Action Target	✓	✓	✓
S54: Missing Operation Procedure	✓	✓	✓
S55: Unknown Origin	✓	✓	✓
S56: Precondition in Basic Flow	✓	✓	✓
S57: Postcondition in Basic Flow	✓	✓	✓
S58: Exception Flow in Basic Flow	✓	✓	✓
S59: Alternate Flow in Basic Flow	✓	✓	✓
S60: Synonym	✓	✓	✓