

# Pairwise Learning for Name Disambiguation in Large-Scale Heterogeneous Academic Networks

Qingyun Sun\*, Hao Peng\*, Jianxin Li\*, Senzhang Wang<sup>†</sup>, Xiangyu Dong\*, Liangxuan Zhao\*, Philip S. Yu<sup>‡</sup> and Lifang He<sup>§</sup>

\* Beijing Advanced Innovation Center for Big Data and Brain Computing, Beihang University, Beijing 100191, China

<sup>†</sup> Nanjing University of Aeronautics and Astronautics, Nanjing 211106, China

<sup>‡</sup> University of Illinois at Chicago, Chicago 60607, USA <sup>§</sup> Lehigh University, Bethlehem, PA, USA

Email: {sunqy, penghao, lijx}@act.buaa.edu.cn, szwang@nuaa.edu.cn,

{dongxiangyu, zhaolx}@buaa.edu.cn, psyu@uic.edu, lih319@lehigh.edu

**Abstract**—Name disambiguation aims to identify unique authors with the same name. Existing name disambiguation methods always exploit author attributes to enhance disambiguation results. However, some discriminative author attributes (e.g., email and affiliation) may change because of graduation or job-hopping, which will result in the separation of the same author’s papers in digital libraries. Although these attributes may change, an author’s co-authors and research topics do not change frequently with time, which means that papers within a period have similar text and relation information in the academic network. Inspired by this idea, we introduce Multi-view Attention-based Pairwise Recurrent Neural Network (MA-PairRNN) to solve the name disambiguation problem. We divided papers into small blocks based on discriminative author attributes and blocks of the same author will be merged according to pairwise classification results of MA-PairRNN. MA-PairRNN combines heterogeneous graph embedding learning and pairwise similarity learning into a framework. In addition to attribute and structure information, MA-PairRNN also exploits semantic information by meta-path and generates node representation in an inductive way, which is scalable to large graphs. Furthermore, a semantic-level attention mechanism is adopted to fuse multiple meta-path based representations. A Pseudo-Siamese network consisting of two RNNs takes two paper sequences in publication time order as input and outputs their similarity. Results on two real-world datasets demonstrate that our framework has a significant and consistent improvement of performance on the name disambiguation task. It was also demonstrated that MA-PairRNN can perform well with a small amount of training data and have better generalization ability across different research areas.

**Keywords**—Name disambiguation, graph embedding, pairwise learning, heterogeneous information network

## I. INTRODUCTION

Namesake problem [1] poses a huge challenge on many applications, e.g., information retrieval, bibliographic data analysis. When searching for academic publications by author name, the results may contain a long list of publications of multiple authors with the same name. Some

digital libraries (e.g., DBLP<sup>1</sup> and Google Scholar<sup>2</sup>) list candidates after name disambiguation with corresponding homepage, email and affiliation to make it easier to obtain all publications of one particular author. The academic impacts of researchers are always measured by impacts of their publications in the research community. Therefore, it is important to keep publication data in digital libraries accurate, consistent, and up to date.

Name disambiguation [2], [3], which aims to identify unique persons with the same name, has been studied for decades but remains largely unsolved. Most of the existing solutions utilize author attributes, including name, affiliation, email, homepage, etc., to generate paper representations or further validate disambiguation results. However, these discriminative attributes, especially email and affiliation, may change because of graduation or job-hopping. We take *Jian Pei*, the well known leading researcher in data science, as an example to show the change of discriminative attributes in Fig. 1. *Jian Pei*’s papers from 2003 to 2005 are associated with *jianpei@cse.buffalo.edu* and *State University of New York at Buffalo*. His papers from 2005 to 2020 are associated with *jpei@cs.sfu.ca* and *Simon Fraser University*. The change of discriminative attributes may lead to the paper separation problem [4], i.e., papers of an author are regarded as belonging to different authors, which commonly occurs in digital libraries. To address this issue, name disambiguation methods should perform well even when discriminative attributes change.

Even though discriminative attributes may have changed, researchers often have a fixed co-author set and a few specific research areas that do not change frequently over time, which can also be exploited to solve the name disambiguation problem. As shown in Fig. 1, even *Jian Pei* has different affiliations and emails in two time periods, his close co-authors (e.g., *Jiawei Han*, *Ke Wang*) are fixed and his research areas (e.g., *Data mining*, *Time series*) are also

Qingyun Sun and Hao Peng contributed equally to this work.  
Jianxin Li is corresponding author.

<sup>1</sup><https://dblp.uni-trier.de/>

<sup>2</sup><https://scholar.google.com/>

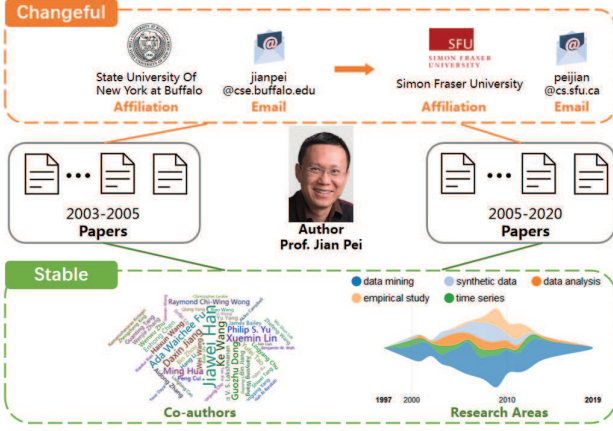


Figure 1. An example of the change of Jian Pei’s discriminative attributes.




Figure 2. Academic network.

consistent over time.

There are several challenges that should be overcome:

- (1) **Heterogeneity of academic network.** The academic network is a heterogeneous network that contains multiple entities (e.g., *author*, *paper*, *venue*) and multiple relationships (e.g., *writing*, *publishing*) as shown in Fig. 2. It is challenging to preserve diverse structural and semantic information simultaneously.
- (2) **Inductive capability.** Many real-world applications encounter a large number of new papers every day. It is challenging for name disambiguation methods to have the inductive capability that can generate representations of new papers efficiently.
- (3) **Uncertain number of authors.** It is challenging to determine the number of authors with the same name. In existing clustering based name disambiguation methods [2], [3], [5], the number of authors (i.e., cluster size) is usually a pre-specified parameter.

Current works [6], [7] did not efficiently handle the change of discriminative attributes and inductive paper embedding problem in the heterogeneous academic network simultaneously. In this work, we propose a novel **Multi-view Attention-based Pair Recurrent Neural Network** framework, namely **MA-PairRNN**, to solve name disambiguation problem. The intuitive idea is that an author’s papers during

a period of time should have more similar representations since the co-authors and research interests of most authors are consistent despite attributes change. Inspired by this idea, we take name disambiguation as a pairwise paper set classification problem that does not require to estimate the number of authors with the same name. We divide papers into small blocks according to discriminative author attributes to reduce the search space of the name disambiguation algorithm. Then small blocks are merged based on pairwise classification result and each block after merging is the paper set of an author. We represent each paper block as a sequence in publication time order and solve the pairwise classification problem by comparing sequence similarity. MA-PairRNN combines multiple multi-view graph embedding layers, a semantic-level attention layer, and a Pseudo-Siamese recurrent neural network layer, to learn node embedding and node sequence pair similarity simultaneously. Specifically, multi-view graph embedding layer generates meta-path based embeddings of papers in the heterogeneous academic network. Then, semantic-level attention layer fuses these meta-path based embeddings into a vector. Finally, Pseudo-Siamese recurrent neural network layer learns the similarity of a node sequence pair. We elaborate on the three components as follows:

**Multi-view graph embedding layer.** Multi-view graph embedding layer incorporates meta-paths to capture rich semantic information in the heterogeneous network. The heterogeneous network is converted into multiple relation view according to meta-paths. For each view, we learn  $K$  aggregator functions to incorporate the  $K$ -hop neighborhood of each node. In this way, node embeddings are generated by enhancing node feature with semantics.

**Semantic attention layer.** Semantic attention layer captures the importance of meta-paths by an attention mechanism and fuse semantic information for specific tasks.

**Pseudo-Siamese recurrent neural network layer.** Pseudo-Siamese recurrent neural network composes of two recurrent neural networks, which are used to learn inherent relations of paper sequences. It takes two sequences of paper embedding as input and outputs their similarity.

The main contributions are summarized as follows:

- We propose a novel pairwise classification framework called MA-PairRNN for name disambiguation task, which learns heterogeneous graph representation and paper set pairwise similarity simultaneously.
- Under MA-PairRNN, we propose an inductive graph embedding method that takes both heterogeneity and large scale of the academic network into account. A semantic-level attention mechanism is leveraged to put different emphases on each of the meta-paths. A Pseudo-Siamese recurrent neural network is adopted to learn inherent relations and measure the similarity of two paper sets.
- We conduct extensive experiments on AMiner-AND and a large-scale real-world dataset collected from Semantic

Scholar<sup>3</sup>. The results illustrate the best performance as well as good generalization ability of the proposed MA-PairRNN compared to other methods.

The code of MA-PairRNN is available at <https://github.com/RingBDStack/MA-PairRNN>.

## II. RELATED WORK

In this section, we will briefly review name disambiguation methods and graph embedding methods.

### A. Name Disambiguation

Name disambiguation methods can be divided into supervised [1], [8], unsupervised [6], [9] and graph-based ones [2], [5]. Graph-based works exploit graph topological features in the academic network to enhance the representation of papers. For instance, GHOST [2] constructs document graph based on co-authorship. [5] leverages only relational data in the form of anonymized graphs to preserve author privacy. Pairwise classification methods are applied to estimate the probability of a pair of author mentions belonging to the same author and are essential in the name disambiguation task. [6] first learns representation for every name mention in a pairwise or tripletwise way and refines the representation by a graph auto-encoder, but this method neglects linkage between paper and author and co-authorship. [7] addresses the pairwise classification problem by extracting both structure-aware features and global features without considering semantic features. In this paper, we focus on the paper set level pairwise classification problem and exploit attribute, structure, and semantic features to form better representation.

### B. Graph Embedding

Graph embedding aims to represent a graph as a low dimensional vector while preserving graph structure and properties. Recently, Graph Neural Network (GNN) [10] has attracted rising attention due to effective representation ability. While most GNN works [10]–[12] focus on transductive setting, there have been some recent works adopting an inductive learning setting. DeepGL [13] aggregates a set of base graph features by relational functions that can generalize across networks. GraphSage [14] samples a fixed number of neighbors and generate node embeddings by aggregating their features. Both DeepGL and GraphSage are designed for homogeneous graphs. LAN [15] aggregates neighbors with both rule-based and network-based attention weights for knowledge graphs.

Heterogeneous information networks [16]–[19] have been studied in recent years. Meta-path is designed to preserve diverse semantic information of node type and edge type [20]–[22]. GTN [23] converts heterogeneous graph to new graph structures which involve identifying task-specific meta-paths

and multi-hop connections. HAN [24] includes both node-level and semantic-level attention to take the importance of nodes and meta-paths into consideration simultaneously.

In this paper, we propose an inductive graph embedding method utilizing rich heterogeneous information.

## III. PROPOSED METHOD

### A. Problem Definition

In this section, we formally define Heterogeneous Academic Network and the problem of Name Disambiguation.

**Definition 1 (Heterogeneous Academic Network):**

Heterogeneous Academic Network is defined as  $\mathcal{G} = \{\mathcal{V}, \mathcal{E}\}$ , where  $\mathcal{V}$  and  $\mathcal{E}$  denote the set of nodes and edges, respectively. A Heterogeneous Academic Network is associated a node type mapping function  $f_v : \mathcal{V} \rightarrow \mathcal{O}$  and an edge type mapping function  $f_e : \mathcal{E} \rightarrow \mathcal{R}$ .  $\mathcal{O} = \{P, A, T, V\}$  denotes node types set and  $\mathcal{R} = \{A \text{ writes } P, P \text{ cites } P, P \text{ is related to } T, P \text{ is published in } V\}$  denotes edge types set, where  $P, A, T, V$  denote the type of *Paper*, *Author*, *Topic* and *Venue*, respectively.

**Definition 2 (Name Disambiguation):** Given a name  $a$ ,  $\mathcal{D}^a = \{d_1^a, d_2^a, \dots, d_N^a\}$  is a set of papers with name mention  $a$ . Every paper  $d_k^a$  consists of some metadata including paper attributes (e.g. *title*, *year*, *venue*, *keywords*) and author attributes (e.g. *name*, *email*, *affiliation*). The objective of name disambiguation is to partition all name mentions into a set of unique authors  $\mathcal{C}^a = \{c_1^a, c_2^a, \dots, c_n^a\}$ .

### B. Model Architecture

In this section, we propose a novel framework named **MA-PairRNN** for name disambiguation. As described above, the main intuition is that papers of the same author within a period should have similar representations in the academic network since the author’s research and scholar relation is consistent. We divide the set of papers  $\mathcal{D}^a$  into small blocks by discriminative author attributes in metadata. These small blocks will be merged based on pairwise classification results of MA-PairRNN. First, the multi-view inductive graph embedding layer is designed to generate the paper representation of each meta-path. Then a semantic attention layer is designed to learn importance of meta-paths and fuse meta-path based representations. Finally, papers in every block are arranged as a sequence denoted as  $s \in \mathcal{S}$  according to their publication time. Two sequences of paper embedding are fed into a Pseudo-Siamese network with two RNNs for pairwise similarity learning. The overall architecture of MA-PairRNN is shown in Fig. 3

### C. Multi-View Graph Embedding Layer

Multi-view graph embedding layer generates node representations inductively by learning a function to aggregate attribute and topology information from local neighborhoods. To exploit rich semantic information in the heterogeneous academic network, we proposed the concept of meta-path based view. Given a heterogeneous academic network

<sup>3</sup><https://www.semanticscholar.org/>

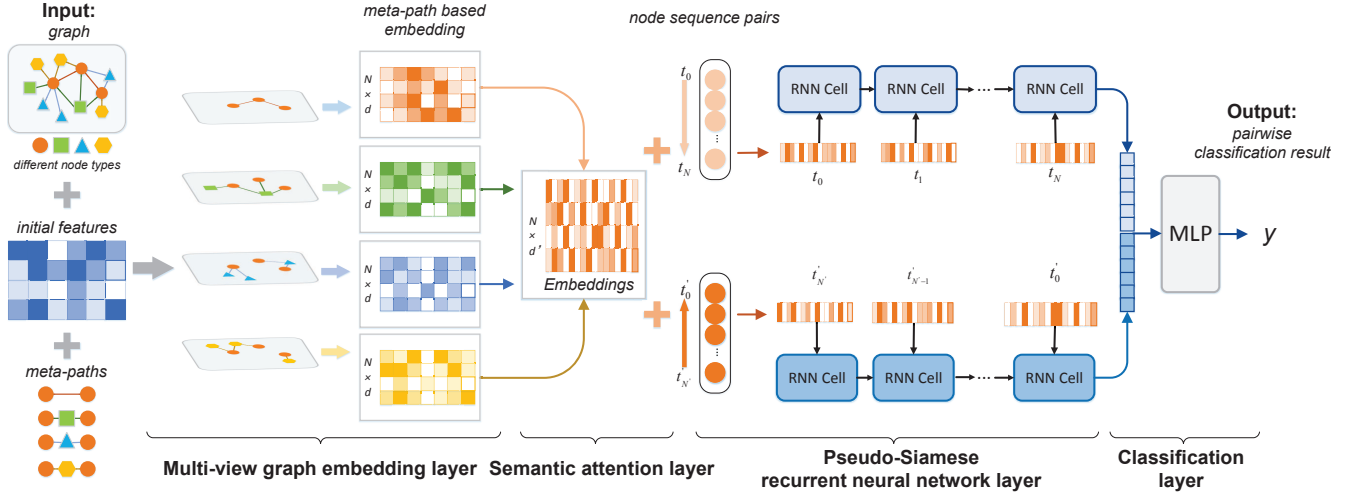


Figure 3. An overview of our overall network architecture.

$\mathcal{G} = \{\mathcal{V}, \mathcal{E}\}$  and a meta-path  $p$ , a meta-path based view  $\mathcal{G}_p$  is derived from a type of proximity or relationship between nodes characterized by a meta-path. It can capture different aspects of structure information through meta-paths and is potential to add new nodes dynamically.

For each meta-path based view, similar to GraphSage [14], node representations are generated by aggregating features of meta-path based neighbors and propagating information across  $K$  layers. Node  $v$ 's representation based on meta-path  $p$  is generated as below. First, in the  $k$ -th layer, each node aggregates its own representation and representations of its 1-hop neighborhood  $\mathcal{N}_i$  generated by  $(k-1)$ -th layer into a single vector  $\mathbf{z}_p^{(k)}(\mathcal{N}_i)$  as (1):

$$\mathbf{z}_p^{(k)}(\mathcal{N}_i) = \text{mean}(\{\mathbf{z}_p^{(k-1)}(v_j), \forall v_j \in v_i \cup \mathcal{N}_i\}), \quad (1)$$

where  $\mathbf{z}_p^{(k-1)}(v_j)$  denotes representation of  $v_j$  in  $(k-1)$ -th layer. When  $k = 0$ ,  $\mathbf{z}_p^{(0)}(v_j)$  is defined as original feature  $x(v_j)$  of  $v_j$ . Then a weight matrix  $\mathbf{W}_p^{(k)}$  and a bias vector  $\mathbf{b}_p^{(k)}$  are used to transfer information between layers as (2):

$$\mathbf{z}_p^{(k)}(v_i) = \sigma(\mathbf{W}_p^{(k)} \cdot \mathbf{z}_p^{(k-1)}(\mathcal{N}_i) + \mathbf{b}_p^{(k)}). \quad (2)$$

To extend the algorithm to a mini-batch setting, we first sample the  $l$ -egonet of papers in the batch. The  $l$ -egonet of node  $v$  is defined as the set of its  $l$ -hop neighbors and all edges between nodes in the set. For each batch, multi-view subgraphs are constructed based on the union of  $l$ -egonets of all paper nodes in this batch. Then we generate meta-path based representation of every node in these multi-view subgraphs. For more convenient notation, we denote  $v_i$ 's final representation based meta-path  $p$  after  $K$  layers as  $\mathbf{z}_p(v_i) \equiv \mathbf{z}_p^{(K)}(v_i)$ , where  $\mathbf{z}_p(v_i) \in \mathbb{R}^d$ .

#### D. Semantic Attention Layer

For each paper, multiple meta-path based representations are obtained and they can collaborate with each other. Since

we assume that the importance of meta-paths varies, an attention mechanism is adopted to capture their contribution and fuse meta-path based node representations.

We first introduce a meta-path preference vector  $\mathbf{a}_p \in \mathbb{R}^{|\mathcal{P}|*d'}$  for each meta-path  $p$  to guide the semantic attention mechanism. For meta-path based representation  $\mathbf{z}_p^{(k)}$  and meta-path preference vector  $\mathbf{a}_p$ , the more similar they are, the greater weight will be assigned to  $\mathbf{z}_p^{(k)}$ . We use a non-linear function to transform the  $d$ -dimension meta-path based embedding into  $d'$ -dimension as (3):

$$\mathbf{z}_p'(v_i) = \sigma(\mathbf{W}_p \cdot \mathbf{z}_p(v_i) + \mathbf{b}_p). \quad (3)$$

where  $\mathbf{W}_p \in \mathbb{R}^{|\mathcal{P}|*d'}$  is the weight parameter and  $\mathbf{b}_p \in \mathbb{R}^{d'}$  is the bias parameter of transformation.  $\mathbf{z}_p'(v_i) \in \mathbb{R}^{d'}$  is the node representation of  $v_i$  based meta-path  $p$  after transformation. The similarity of transformed representation vector and preference vector  $\omega_p(v_i)$  is calculated as (4):

$$\omega_p(v_i) = \frac{\mathbf{a}_p^T \cdot \mathbf{z}_p'(v_i)}{\|\mathbf{a}_p\| \cdot \|\mathbf{z}_p'(v_i)\|}, \quad (4)$$

where  $\|\cdot\|$  is the  $L2$  normalization of vectors. The weight of meta-path  $p$  for node  $v_i$  is defined using a softmax unit as follows:

$$\omega_p'(v_i) = \frac{\exp(\omega_p(v_i))}{\sum_{p' \in \mathcal{P}} \exp(\omega_{p'}(v_i))}. \quad (5)$$

Final representation of node  $v_i$  is generated by fusing all meta-path based representations in the weighted sum form:

$$\mathbf{z}(v_i) = \sum_{p' \in \mathcal{P}} \omega_{p'}'(v_i) * \mathbf{z}_{p'}(v_i). \quad (6)$$

#### E. Pseudo-Siamese Recurrent Neural Network Layer

We designed a Pseudo-Siamese recurrent neural network layer to capture inherent relations of papers and measure similarity of two paper sets. Pseudo-Siamese recurrent neural network layer is a Pseudo-Siamese network consisting

of two RNNs with different parameters to generate representations of two node sequences. Specifically, we feed two sequence of paper embeddings into two RNNs respectively. The learned paper embedding of the paper is taken as the input of RNN units. The output of each RNN unit can be formalized as:

$$\mathbf{h}_t = \text{RNN}(\mathbf{z}_t, \theta_t), \quad (7)$$

where  $\theta_t$  means parameters of RNN unit. Here we apply the popular LSTM to capture inherent relations of paper sequences and learn their similarity. Note that the paper sequence published earlier is in published time order and the other sequence is in reverse. This setting is based on the assumption that an author's research topics and co-authors are stable during the period of attribute changing. All outputs of RNN units are aggregated by a *GlobalPool* function to generate the representation of paper sequence as follows:

$$\mathbf{h} = \text{GlobalPool}(\{\mathbf{h}_t, t = 1, 2, \dots, |s|\}), \quad (8)$$

where  $|\cdot|$  denotes the length of sequence. We apply a simple averaging strategy as the *GlobalPool* function here. The final representations of two paper sequences  $\mathbf{h}^{(1)}$  and  $\mathbf{h}^{(2)}$  are concatenated and then fed into a multiple fully connected neural network:

$$\hat{y}_s = \sigma(\text{MLP}([\mathbf{h}^{(1)}, \mathbf{h}^{(2)}])), \quad (9)$$

where  $\sigma(\cdot)$  denotes the softmax function and  $[\cdot, \cdot]$  represents the concatenation operation.

Since our task is classification, the loss function  $\mathcal{L}_{\text{classify}}$  can be defined as the Cross-Entropy over all labeled node sequence pairs between the ground-truth and the predict results. The proposed framework can be trained on a set of example pairs. For each pair of paper sequences, a cosine score function is applied to measure the similarity of the two paper sequence representations as (10).

$$\mathcal{L}_{\text{sim}} = \text{sim}(\mathbf{h}^{(1)}, \mathbf{h}^{(2)}) = \frac{\mathbf{h}^{(1)} \cdot \mathbf{h}^{(2)}}{\|\mathbf{h}^{(1)}\| \cdot \|\mathbf{h}^{(2)}\|}. \quad (10)$$

The pairwise similarity loss function encourages node sequences of the same author to have similar representations, and enforces that of different authors to be highly distinct.

The model is then trained to minimize the sum of classification loss as follows:

$$\mathcal{L} = \mathcal{L}_{\text{classify}} + \eta * \mathcal{L}_{\text{sim}}, \quad (11)$$

where  $\eta$  denotes the coefficient of pair similarity loss. The overall process of MA-PairRNN is shown in Algorithm 1.

#### IV. EXPERIMENTS

##### A. Dataset

For our experiments we used two datasets: Aminer-AND and Semantic Scholar.

- **Aminer-AND** [6]: This dataset contains 70,285 records of 12,798 unique authors with 100 ambiguous name references.

---

#### Algorithm 1: The overall process of MA-PairRNN

---

**Input:** Paper set  $\mathcal{D}$ , heterogeneous graph  $\mathcal{G} = \{\mathcal{V}, \mathcal{E}\}$ , node features  $\{\mathbf{x}(v), \forall v \in \mathcal{V}\}$ , meta-path set  $\mathcal{P} = \{p_1, p_2, \dots, p_M\}$ , number of multi-view graph embedding layer  $K$

**Output:** meta-path based node representation  $\{\mathbf{z}_{p_1}, \mathbf{z}_{p_2}, \dots, \mathbf{z}_{p_M}\}$

```

1 Separate paper set  $\mathcal{D}$  into small blocks according
  discriminative author attributes;
2 Arrange papers in every block as sequence  $s \in \mathcal{S}$ ;
3 Construct meta-path based view  $\{\mathcal{G}_{p_1}, \mathcal{G}_{p_2}, \dots, \mathcal{G}_{p_M}\}$ ;
4  $\mathbf{z}_p^{(0)}(v_i) = \mathbf{x}(v_i), \forall v_i \in \mathcal{V}$ ;
5 while not converge do
6   for  $v_i \in \mathcal{V}$  do
7     for  $p \in \mathcal{P}$  do
8       for  $k = 1, 2, \dots, K$  do
9         Aggregate meta-path based neighbor
          information in previous layer by (1);
10        Calculate the representation of current
          layer by (2);
11      end
12    end
13    Calculate the attention weight of each
      meta-path by (3), (4), (5);
14    Fuse the semantic representation of each
      meta-path based view by (6);
15  end
16  for  $s \in \mathcal{S}$  do
17    Calculate the representation of sequence pair by
      (7) and (8);
18    Classify the sequence pair by (9);
19  end
20  Calculate Loss by (10) and (11).
21 end

```

---

Table I  
STATISTICS OF SEMANTIC SCHOLAR

Dataset	Node Types	#Nodes	Relation Types	#Edges
Semantic Scholar	author	1,891,542	author-paper	4,607,109
	paper	698,219	paper-term	7,713,923
	topic	135,596	paper-venue	5,21,601
	venue	26,160	paper-paper	929,429

- **Semantic Scholar:** We construct a new real-world academic dataset from a digital library called Semantic Scholar. There are 154,822 records of 857 unique authors with 226 highly ambiguous name in medicine area and reference papers of these records. Detailed description is shown in Table I. The statistics of these authors' papers are shown in Fig. 4.

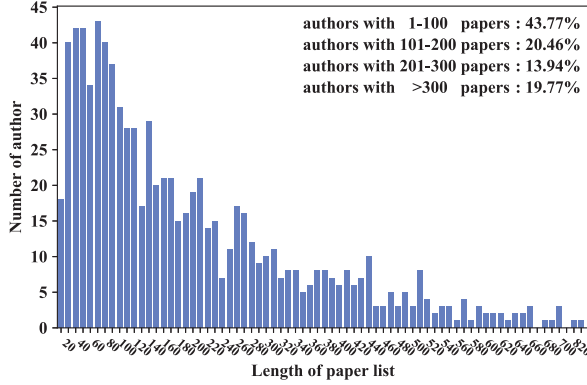


Figure 4. Length Statistics of Paper sets.

### B. Evaluation Metrics and Baselines

We apply pairwise Precision, Recall and F1 score in Aminer-AND and apply averaged Accuracy, F1 score and AUC in Semantic Scholar to measure the performance of all methods. We compare with attribute based methods as well as attribute and structure based methods to demonstrate the effectiveness of our model. To verify the effectiveness of each component including meta-path based views, semantic-level attention and Pseudo-Siamese structure, we also test three variants of MA-PairRNN.

- **MLP** [25]: It's a multilayer perceptron that directly projecting input features into a low dimensional vector.
- **Deepwalk** [26]: Deepwalk captures contextual information of neighborhood via uniform random walks for node embedding in homogeneous network.
- **GraphSage** [14]: GraphSage samples node neighborhoods to generate node embeddings for unseen data in an inductive way and is designed for homogeneous network.
- **Zhang et al.** [5]: This method learns paper embedding by sampling triplets from three graphs constructed by relations of authors and papers and cluster them by hierarchical agglomerative algorithm.
- **GHOST** [2]: GHOST use affinity propagation algorithm for clustering on a co-authors graph where the node distance is measured based on the number of valid paths.
- **Loupe et al.** [3]: This method trains a pairwise distance function based on similarity features and use a semi-supervised HAC algorithm for clustering.
- **Aminer** [6]: This method first learns supervised global embeddings and then refines the global embeddings for each candidate set based on the local contexts.
- **Kim et al.** [7]: It is a hybrid pairwise classification method which generates paper representation by extracting both structure-aware features and global features.
- **PairRNN<sub>LSTM</sub>**: A variation of MA-PairRNN<sub>LSTM</sub>, which directly feed node feature into a Pseudo-Siamese recurrent neural network layer with two LSTMs.
- **G-PairRNN<sub>LSTM</sub>**: A variation of MA-PairRNN<sub>LSTM</sub>,

which neglects the heterogeneity of academic network and generates representation on the original graph.

- **M-PairRNN<sub>LSTM</sub>**: A variation of MA-PairRNN<sub>LSTM</sub>, which removes semantic-level attention layer and assigns the same importance to each meta-path.
- **MA-PairRNN<sub>LSTM</sub>**: The proposed model that fuses attribute, structure and semantic feature for node embedding generation with an semantic attention mechanism.

### C. Implementation Details

In Aminer-AND, the selected meta-paths of our method consist of *Paper-Author-Paper*, *Paper-Topic-Paper* and *Paper-Venue-Paper*. We use the author's affiliation as the discriminative attribute to separate papers into small blocks and we use the same trainset and testset as in [6].

In Semantic Scholar, the selected meta-paths of our method consist of *Paper-Paper*, *Paper-Author-Paper*, *Paper-Topic-Paper*, and *Paper-Venue-Paper*. We use the author's email as the discriminative attribute to separate papers into small blocks. To evaluate the learning ability of models, we test them on Semantic Scholar with different training ratios {20%, 40%, 60%, 80%}.

The common training parameters are set as learning rate =  $5e-4$  and dropout = 0.2. The node embedding dimension is set to 64 and the classifiers of all methods is a three-layer fully-connected neural network with a ReLU function. In our proposed model MA-PairRNN<sub>LSTM</sub>,  $K$  is set to 2 and the dimension of meta-path preference vector  $\mathbf{a}$  is set to 32.

### D. Results and Discussions

The performance of different methods on some sampled names of Aminer-AND is reported in Table II. The results on Semantic Scholar is reported in Table III. Major findings from experimental results can be summarized as follows:

**Performance Comparison.** As shown in Table II and Table III, by incorporating attribute, structure and semantic information, MA-PairRNN<sub>LSTM</sub> outperforms all baselines in both datasets. Generally, GNN based methods that combine the attribute and structure information usually perform better than those methods which only exploit attribute information. Compared to simply concatenate representations of nodes, the Pseudo-Siamese RNN network can better extract inherent relations of paper sequence. Compared to taking the graph as homogeneous, M-PairRNN<sub>LSTM</sub> and MA-PairRNN<sub>LSTM</sub> can exploit semantic information successfully and show their superiority. It demonstrates that combined use of attribute, structure, and semantic features better capture the similarities between papers. In addition, the semantic-level attention mechanism in MA-PairRNN<sub>LSTM</sub> can exploit semantic information more properly.

Fig. 5 shows F1 scores of MA-PairRNN<sub>LSTM</sub> on different partition versions of Semantic Scholar with training ratio of 80%. After adequate rounds of training, the performance of MA-PairRNN<sub>LSTM</sub> on each dataset partition version has



Table II  
THE DETAILED RESULTS (%) ON AMINER-AND

Name	Attr.			Struc.			Attr. + Struc.						Attr. + Struc. + Sem.		
	Louppe et al.			Zhang et al.			GHOST			Aminer			MA-PairRNN <sub>LSTM</sub>		
	Prec	Rec	F1	Prec	Rec	F1	Prec	Rec	F1	Prec	Rec	F1	Prec	Rec	F1
Hongbin Li	19.48	85.96	31.77	54.66	53.05	53.84	56.29	29.12	38.39	77.20	69.21	72.99	88.89	65.98	75.74
Hua Bai	36.39	41.33	38.70	58.58	35.90	44.52	83.06	29.54	43.58	71.49	39.73	51.08	89.22	70.54	78.79
Kexin Xu	91.26	98.35	94.67	90.02	82.47	86.08	92.90	28.52	43.64	91.37	98.64	94.87	85.19	71.88	77.97
Lu Han	30.25	46.65	36.70	47.88	20.62	28.82	69.72	17.39	27.84	51.78	28.05	36.39	92.43	69.62	79.42
Lin Huang	24.86	71.32	36.87	71.84	34.17	46.31	86.15	17.25	28.74	77.10	32.87	46.09	88.26	73.44	80.17
Meiling Chen	58.32	47.14	52.14	59.36	28.80	38.79	86.11	23.85	37.35	74.93	44.70	55.99	-	-	-
Min Zheng	25.86	32.67	28.87	54.76	19.70	28.98	80.50	15.21	25.58	57.65	22.35	32.21	86.07	82.03	84.00
Qiang Shi	35.31	47.18	40.39	43.84	36.94	40.10	53.72	26.80	35.76	52.20	36.15	42.72	80.25	69.15	74.29
Rong Yu	38.85	91.43	54.53	65.48	40.85	50.32	92.00	36.41	52.17	89.13	46.51	61.12	90.67	68.69	78.16
Tao Deng	40.46	51.38	45.27	53.04	29.89	38.23	73.33	24.50	36.73	81.63	43.62	56.86	88.42	65.12	75.00
Wei Quan	37.86	63.41	47.41	64.45	47.66	54.77	86.42	27.80	42.07	53.88	39.02	45.26	75.76	78.13	76.92
Xudong Zhang	72.38	79.83	75.92	70.20	23.35	35.04	85.75	7.23	13.34	62.40	22.54	33.12	-	-	-
Xu Xu	22.55	64.40	33.40	48.16	41.87	44.80	61.34	21.79	32.15	74.18	45.86	56.68	78.68	79.08	78.88
Yanqing Wang	29.64	79.08	43.11	60.40	51.97	55.87	80.79	40.39	53.86	71.52	75.33	73.37	77.42	64.86	70.59
Yong Tian	32.08	63.71	42.67	70.74	56.85	63.04	86.94	54.58	67.06	76.32	51.95	61.82	87.80	70.59	78.26
Average	57.09	77.22	63.10	70.63	59.53	62.81	81.62	40.43	50.23	77.96	63.03	67.79	<b>87.93</b>	<b>77.74</b>	<b>82.53</b>

Table III  
QUANTITATIVE RESULTS AND STANDARD DEVIATION (%) ON SEMANTICSCHOLAR

Metrics	Training	Attr.		Attr. + Struc.						Attr. + Struc. + Sem.	
		MLP	PairRNN <sub>LSTM</sub>	Deepwalk	GraphSage	Aminer	Kim et al.	G- PairRNN <sub>LSTM</sub>	M- PairRNN <sub>LSTM</sub>	MA- PairRNN <sub>LSTM</sub>	
Accuracy	20%	92.24±1.36	94.78±0.74	92.26±0.62	95.56±0.35	96.73±0.35	96.88±0.46	95.93±0.57	96.40±0.54	96.95±1.36	
	40%	93.88±1.01	96.46±1.12	93.85±0.65	96.27±0.18	96.59±0.33	96.80±0.16	96.34±0.61	96.73±0.69	97.01±0.45	
	60%	94.43±0.69	97.34±1.08	94.47±0.46	97.49±0.32	97.48±0.24	97.54±0.35	97.19±0.71	97.56±0.26	97.91±0.18	
	80%	94.24±1.42	97.56±0.26	94.50±0.74	97.85±0.29	97.75±0.23	97.38±0.23	97.88±0.84	97.81±0.38	98.50±0.41	
F1 Score	20%	92.14±1.49	95.05±0.66	92.37±0.54	95.62±0.35	96.84±0.32	96.94±0.54	96.10±0.53	96.54±0.50	97.04±1.30	
	40%	93.91±1.00	96.58±1.06	93.92±0.59	96.33±0.17	96.66±0.33	96.84±0.16	96.48±0.57	96.84±0.64	97.12±0.43	
	60%	94.43±0.74	97.40±1.05	94.18±0.77	97.54±0.31	97.53±0.23	97.59±0.34	97.28±0.63	97.63±0.23	97.96±0.17	
	80%	94.24±1.42	97.66±0.27	94.57±0.75	97.90±0.30	97.83±0.20	97.42±0.24	97.94±0.81	97.81±0.23	98.54±0.37	
AUC	20%	92.24±1.36	97.61±0.38	92.26±0.62	96.10±1.93	98.02±0.59	97.48±1.94	92.85±9.56	97.96±1.13	98.12±1.08	
	40%	93.88±1.01	95.38±5.23	93.85±0.65	96.63±1.49	97.29±0.38	95.39±5.72	97.65±0.86	95.57±6.60	98.55±1.05	
	60%	94.43±0.69	98.54±0.39	94.27±0.85	97.91±0.86	98.32±0.56	97.73±1.13	98.86±0.43	99.07±0.30	99.31±0.45	
	80%	94.24±1.42	98.43±0.57	94.50±0.74	98.12±0.20	98.73±0.36	97.70±0.59	98.76±0.74	98.27±0.22	99.18±0.79	

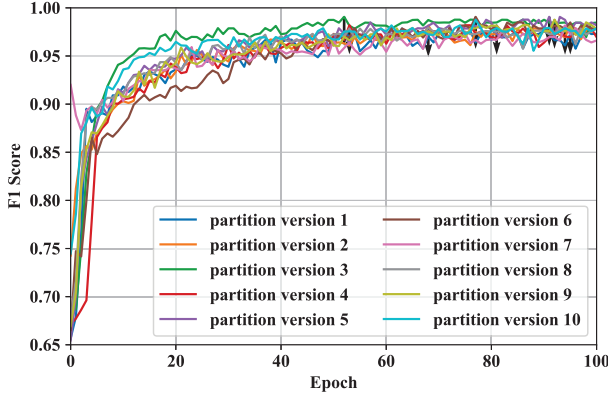


Figure 5. Performance of MA-PairRNN<sub>LSTM</sub> on different Semantic Scholar partition version with training ratio of 80%.

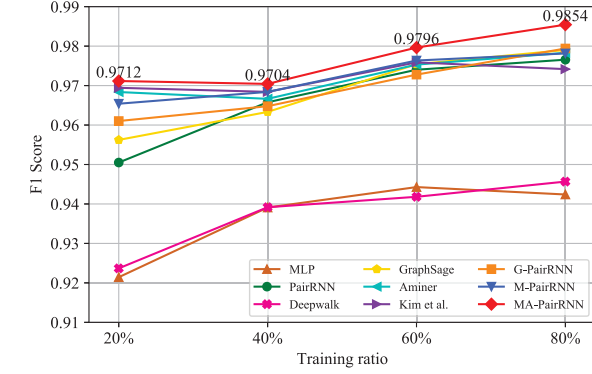
gained stability and certainty and is difficult to be further improved though fluctuations exist.

**Impact of training ratio.** F1 scores of all methods on Semantic Scholar with different training ratio are shown in Fig. 6 (a) and their distributions are shown in Fig. 6 (b). The performances of all methods get worse as the training ratio decrease. Our method MA-PairRNN<sub>LSTM</sub> and its vari-

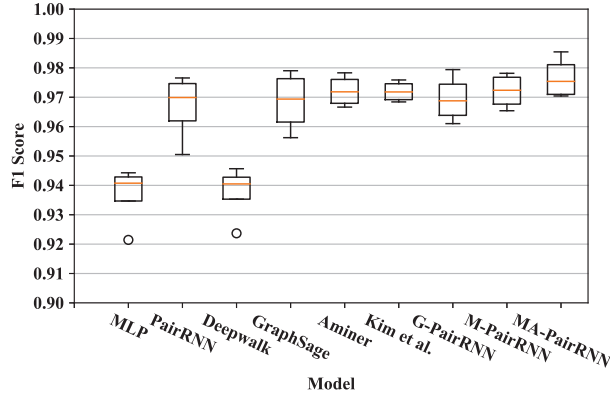
ants suffer less performance degradation than others, which shows better learning ability.

**Siamese Network v.s Pseudo-Siamese Network.** As mentioned above, Pseudo-Siamese neural network component consists of two RNNs with different parameters. We also test three variations including a Pseudo-Siamese network with two BiLSTM (MA-PairRNN<sub>BiLSTM</sub>), a Siamese network with two parameter-shared LSTM (MA-RNN<sub>LSTM</sub>), and a Siamese network with two parameter-shared BiLSTM (MA-RNN<sub>BiLSTM</sub>). Results on Semantic Scholar are shown in Table. IV. We can see that Pseudo-Siamese Network models have a better performance than the other two Siamese Network models. Based on our assumption that papers during the period of discriminative attributes changing have similar text and structure features, the paper sequence published earlier is fed into RNN in publication time order and the other is in reverse order. Pseudo-Siamese network may better capture the changing trend of research topic and scholar relationship.

**Impact of Different Meta-paths.** To verify the ability of semantic-level attention, we report F1 scores of MA-PairRNN<sub>LSTM</sub> using single meta-path and corresponding attention values on Semantic Scholar in Fig. 7. Obviously,



(a) F1 scores with different training ratio



(b) Distributions of F1 scores with different training ratio

Figure 6. Performance with different training ratio on Semantic Scholar.

Table IV  
PERFORMANCE COMPARISON (%) OF DIFFERENT SEQUENCE REPRESENTATION MODEL ON SEMANTIC SCHOLAR

Models	Accuracy	F1 score	AUC
MA-PairRNN <sub>LSTM</sub>	98.50	98.54	99.18
MA-PairRNN <sub>BiLSTM</sub>	98.47	98.52	99.17
MA-RNN <sub>LSTM</sub>	97.88	97.96	99.00
MA-RNN <sub>BiLSTM</sub>	98.25	98.28	99.17

there is a positive correlation between the performance of each meta-path and its attention value. Among four meta-paths, MA-PairRNN<sub>LSTM</sub> gives PVP the highest weight, which means that PVP is considered as the most critical meta-path in paper representation. It makes sense because authors research areas are highly correlated with venues where their papers are published. Meanwhile, PP is also given a high weight. It also makes sense because author's papers are often closely related and have similar references.

**Generalization ability across research areas.** On Semantic Scholar, our models are trained on papers of medical area. To verify the generalization ability of models across different research areas, we collected data of 100 authors from biology, chemistry, computer science, and mathematics area, respectively. The performance of all models on these

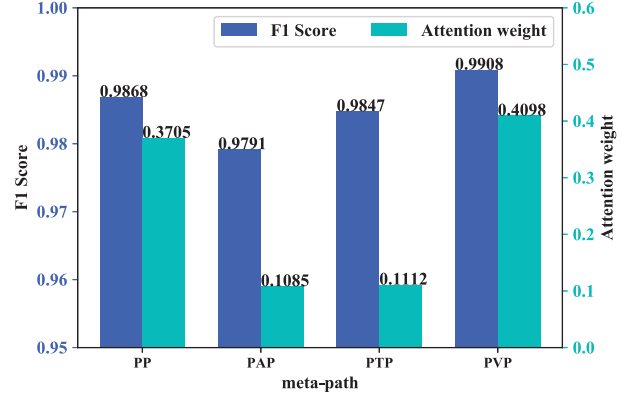


Figure 7. Performance of single meta-path and corresponding attention value.

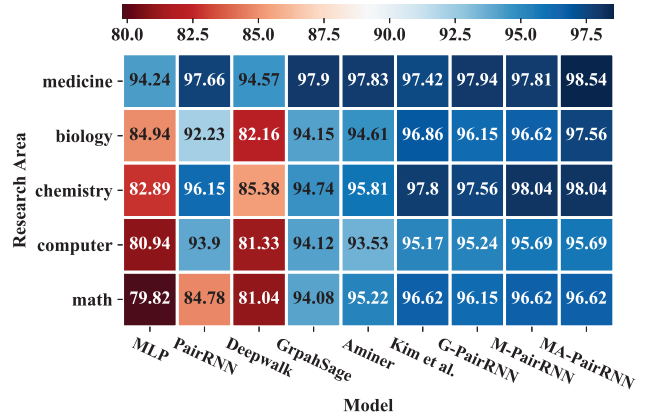


Figure 8. Performance (F1 score %) in different research areas.

data is shown in Fig. 8. When trained on data of the medical area and test on the other four areas, the performance degradations of our proposed model (MA-PairRNN<sub>LSTM</sub>) and its variations (G-PairRNN<sub>LSTM</sub> and M-PairRNN<sub>LSTM</sub>) are less than 3%, which are better than other models. It indicates that the structure information can enhance model's generalization ability. Most models perform better when transferred to biology and chemistry area than other two areas. It makes sense because these two areas share more area knowledge with the medical one.

#### E. Parameters Analysis

In this section, we will investigate how dimension of node embedding and attention preference vector and coefficient of similarity loss can affect classification performance. The results on Semantic Scholar are reported in Fig. 9.

**Dimension of the final node embedding  $z$ .** The representation ability of graph embedding methods is affected by the dimension of node embedding  $z$ . We explore its impact with various dimension  $\{16, 32, 64, 128, 256\}$ . As shown in Fig. 9 (a), the performance firstly improves with the increase of node embedding dimension, then degenerates slowly, and achieves the best performance at the dimension of 64. The



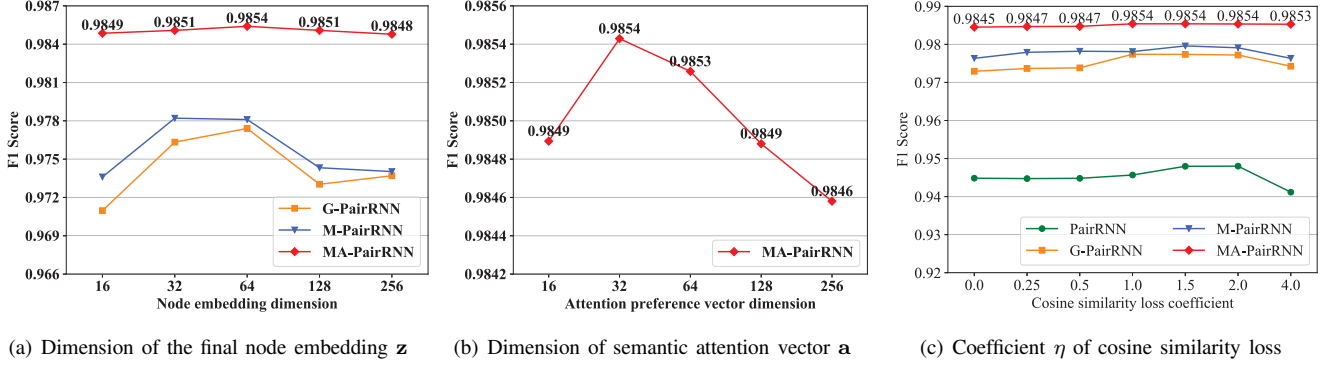


Figure 9. Parameter sensitivity: Dimension of node embedding  $\mathbf{z}$ , Dimension of semantic attention vector  $\mathbf{a}$  and Coefficient  $\eta$  of cosine similarity loss.

reason may be that larger dimension could introduce some additional redundancies.

**Dimension of semantic attention vector  $\mathbf{a}$ .** We evaluate the effect of semantic attention vector  $\mathbf{a}$ 's dimension in the set of  $\{16, 32, 64, 128, 256\}$ . As shown in Fig. 9 (b), the F1 score has minor changes, which shows that MA-PairRNN<sub>LSTM</sub> is not very sensitive to the dimension of attention preference vector.

**Coefficient  $\eta$  of cosine similarity loss.** The impact of similarity loss item is controlled by  $\eta$ . We vary  $\eta \in \{0, 0.25, 0.5, 1, 1.5, 2, 4\}$ . As shown in Fig. 9 (c), optimal performance is obtained near  $\eta = 1$ , indicating that  $\eta$  cannot be set too small or too large in order to prevent overfitting and underfitting.

#### F. Case Study

We specifically choose three author variants named *Jian Pei* in Semantic Scholar as a study case and we denote them as *Jian Pei 1*, *Jian Pei 2*, *Jian Pei 3*. Statistics of selected three author variants are shown in Table. V. Our model classifies *Jian Pei 1* and *Jian Pei 2* as the same person while *Jian Pei 3* is another person, which is consistent with the ground truth. We visualize the subgraph of the academic network that three author variants are in. The visualized subgraph includes papers and co-authors of the three author variants, and topics their papers related to. Papers of three author variants are colored blue, green, and red respectively and other nodes are colored by their type. Paper nodes of *Jian Pei 1* colored blue and paper nodes of *Jian Pei 2* colored green tend to be closely connected physically and many of them are connected by same topics (e.g., *Data mining*, *Social Network*) and same venues (e.g., *KDD*, *TKDE*). *Jian Pei 3*'s paper nodes are connected to paper nodes of the other two by topic nodes such as *Algorithm* and *Simulation experiment*, which are used in many research areas.

#### V. CONCLUSION AND FUTURE WORK

In this paper, we propose MA-PairRNN, a novel pairwise node sequence classification framework for name disambiguation, in which multi-view graph embedding layer is

Table V  
STATICS OF SELECTED AUTHOR VARIANTS

author	#papers	#citations	Most common topics
<i>Jian Pei 1</i>	441	23,729	<i>Data mining</i> <i>Social networks</i> <i>Frequent pattern mining</i>
<i>Jian Pei 2</i>	78	4,512	<i>Data mining</i> <i>Sequential pattern mining</i> <i>Frequent pattern mining</i>
<i>Jian Pei 3</i>	36	690	<i>Molecular synthesis</i> <i>Functional materials</i> <i>Convenient Syntheses</i>

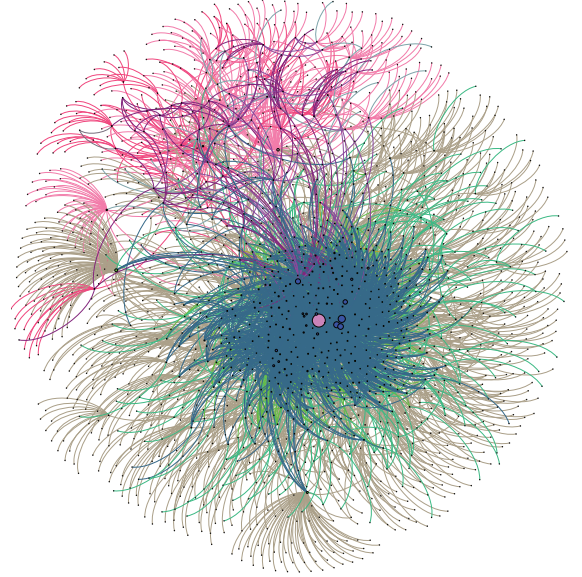


Figure 10. Subgraph visualization of selected author variants. Paper node color represents author variant (Blue: *Jian Pei 1*, Green: *Jian Pei 2*, Red: *Jian Pei 3*)

designed to generate node representation inductively, and Pseudo-Siamese recurrent neural network is designed to learn sequence pair similarity. Our proposed method can learn node representation and sequence pair similarity simultaneously, and can scale to large graphs for its inductive

capability. Experimental results on two real-world datasets demonstrate the effectiveness of our method. By analyzing the learned attention weights of meta-paths, MA-PairRNN has proven its potentially good interpretability. By testing on data of unseen areas, MA-PairRNN has also proven its good generalization ability. In the future, we plan to leverage hierarchical clustering to address the problem that an author has diverse research areas and works with non-overlapping sets of co-authors corresponding to each research area.

#### ACKNOWLEDGMENT

This work is supported by the the National Key R&D Program of China (2018YFC0830804), NSFC No.61872022, NSF of Jiangsu Province BK20171420, NSF of Guangdong Province (2017A030313339) and CCF-Tencent Open Research Fund, and in part by NSF under grants III-1526499, III-1763325, III-1909323, and SaTC-1930941.

#### REFERENCES

- [1] H. Han, L. Giles, H. Zha, C. Li, and K. Tsioutsoulouklis, "Two supervised learning approaches for name disambiguation in author citations," in *JCDL*. IEEE, 2004, pp. 296–305.
- [2] X. Fan, J. Wang, X. Pu, L. Zhou, and B. Lv, "On graph-based name disambiguation," *JDIQ*, vol. 2, no. 2, pp. 1–23, 2011.
- [3] G. Louppe, H. T. Al-Natsheh, M. Susik, and E. J. Maguire, "Ethnicity sensitive author disambiguation using semi-supervised learning," in *KESW*. Springer, 2016, pp. 272–287.
- [4] D. Lee, B.-W. On, J. Kang, and S. Park, "Effective and scalable solutions for mixed and split citation problems in digital libraries," in *IQIS*, 2005, pp. 69–76.
- [5] B. Zhang and M. Al Hasan, "Name disambiguation in anonymized graphs using network embedding," in *CIKM*, 2017, pp. 1239–1248.
- [6] Y. Zhang, F. Zhang, P. Yao, and J. Tang, "Name disambiguation in aminer: Clustering, maintenance, and human in the loop," in *KDD*, 2018, pp. 1002–1011.
- [7] K. Kim, S. Rohatgi, and C. L. Giles, "Hybrid deep pairwise classification for author name disambiguation," in *CIKM*, 2019, pp. 2369–2372.
- [8] R. C. Bunescu and M. Pasca, "Using encyclopedic knowledge for named entity disambiguation," in *EACL*, 2006.
- [9] L. Cen, E. C. Dragut, L. Si, and M. Ouzzani, "Author disambiguation by hierarchical agglomerative clustering with adaptive stopping criterion," in *SIGIR*, 2013, pp. 741–744.
- [10] Z. Wu, S. Pan, F. Chen, G. Long, C. Zhang, and S. Y. Philip, "A comprehensive survey on graph neural networks," *IEEE TNNLS*, 2020.
- [11] H. Peng, J. Li, Y. He, Y. Liu, M. Bao, L. Wang, Y. Song, and Q. Yang, "Large-scale hierarchical text classification with recursively regularized deep graph-cnn," in *WWW*, 2018, pp. 1063–1072.
- [12] H. Peng, J. Li, S. Wang, L. Wang, Q. Gong, R. Yang, B. Li, P. Yu, and L. He, "Hierarchical taxonomy-aware and attentional graph capsule rcnns for large-scale multi-label text classification," *IEEE TKDE*, 2019.
- [13] R. A. Rossi, R. Zhou, and N. K. Ahmed, "Deep feature learning for graphs," *arXiv preprint arXiv:1704.08829*, 2017.
- [14] W. Hamilton, Z. Ying, and J. Leskovec, "Inductive representation learning on large graphs," in *NIPS*, 2017, pp. 1024–1034.
- [15] P. Wang, J. Han, C. Li, and R. Pan, "Logic attention based neighborhood aggregation for inductive knowledge graph embedding," in *AAAI*, vol. 33, 2019, pp. 7152–7159.
- [16] S. Wang, X. Hu, P. S. Yu, and Z. Li, "Mmrates: inferring multi-aspect diffusion networks with multi-pattern cascades," in *KDD*, 2014, pp. 1246–1255.
- [17] X. Zhang, Y. Zhang, S. Wang, Y. Yao, B. Fang, and S. Y. Philip, "Improving stock market prediction via heterogeneous information fusion," *KBS*, vol. 143, pp. 236–247, 2018.
- [18] C. Gao, Y. Chen, S. Liu, Z. Tan, and S. Yan, "Adversarialnas: Adversarial neural architecture search for gans," in *CVPR*, 2020, pp. 5680–5689.
- [19] Y. Cao, H. Peng, and S. Y. Philip, "Multi-information source hin for medical concept embedding," in *PAKDD*. Springer, 2020, pp. 396–408.
- [20] Y. Sun, J. Han, X. Yan, P. S. Yu, and T. Wu, "Pathsim: Meta path-based top-k similarity search in heterogeneous information networks," *VLDB*, vol. 4, no. 11, pp. 992–1003, 2011.
- [21] H. Peng, J. Li, Q. Gong, Y. Song, Y. Ning, K. Lai, and P. S. Yu, "Fine-grained event categorization with heterogeneous graph convolutional networks," in *IJCAI*, 2019, pp. 3238–3245.
- [22] Y. He, Y. Song, J. Li, C. Ji, J. Peng, and H. Peng, "Heterospacewalk: a heterogeneous spacey random walk for heterogeneous information network embedding," in *CIKM*, 2019, pp. 639–648.
- [23] S. Yun, M. Jeong, R. Kim, J. Kang, and H. J. Kim, "Graph transformer networks," in *NIPS*, 2019, pp. 11 960–11 970.
- [24] X. Wang, H. Ji, C. Shi, B. Wang, Y. Ye, P. Cui, and P. S. Yu, "Heterogeneous graph attention network," in *WWW*, 2019, pp. 2022–2032.
- [25] S. K. Pal and S. Mitra, "Multilayer perceptron, fuzzy sets, and classification," *IEEE Trans. Neural Networks*, vol. 3, no. 5, pp. 683–697, 1992.
- [26] B. Perozzi, R. Al-Rfou, and S. Skiena, "Deepwalk: Online learning of social representations," in *KDD*, 2014, pp. 701–710.