
LOGIC SIGNED PETRI NET

PAYAL AND SANGITA KANSAL

Department of Applied Mathematics, Delhi Technological University, Bawana Road, Delhi, India-110042

e-mail address: payal.dtu@gmail.com

Department of Applied Mathematics, Delhi Technological University, Bawana Road, Delhi, India-110042

e-mail address: sangita_kansal15@rediffmail.com

ABSTRACT. In this paper, the authors show the versatility of the Signed Petri Net (SPN) introduced by them by showing the equivalence between a Logic Signed Petri Net (LSPN) and Logic Petri Net (LPN). The capacity of each place in all these nets is at most one, i.e., a place has either zero or one token in it.

1. INTRODUCTION

Petri Net is a well-known modeling tool to model concurrent systems. Since its inception, various extensions of PN's have been introduced viz., Continuous PN, Stochastic PN, Timed PN, Object PN, Hybrid PN, Workflow nets, Fuzzy PN, Lending PN, Multidimensional PN [AD98, Mar89, Mur89, Wan98, Val04, vdA98, CKC90, BCP15, vdA93] etc. The PN and its extensions have been widely used in various fields [HK18, FGS17, LYLT17, CFML17]. To describe batch processing functions and passing value indeterminacy in cooperative systems, LPNs have been defined as high level PNs in [YG09]. The authors introduced the concept of Signed Petri net (SPN)[KP] by utilizing the concept of signed graph and Petri net. SPNs are capable of modeling a large variety of systems and is preferred over a Petri net due to the presence of two types of tokens in it, positive and negative, which are distinguishable. Further, in comparison to a signed graph, SPN is advantageous since a single SPN can be used to represent various signed graphs by simply varying the marking of SPN due to firing of a sequence of transitions. Thus, we need to analyse one SPN in order to infer about all possible signed graph structures that can be formed for a fixed number of vertices. Although an SPN was introduced keeping in view the above mentioned advantages, in this paper, authors show the versatility of the SPN by showing that an equivalent LPN can be constructed using an SPN, which the authors call a Logic Signed Petri Net (LSPN).

ACM Classification: F.1.1.

Keywords: Signed Petri net, Petri net, marking, reachability tree.

2. BASIC DEFINITIONS

2.1. **Petri Net**([Jen87]). A *Petri net* (PN) is a 5-tuple $N = (P, T, I^-, I^+, \mu_0)$, where

- (1) P is the finite, non-empty set of places.
- (2) T is the finite, non-empty set of transitions.
- (3) $P \cap T = \emptyset$.
- (4) $I^-, I^+ : (P \times T) \rightarrow \mathbb{N}$ where \mathbb{N} is the set of non-negative integers, are called negative and positive incidence functions respectively.
- (5) $\forall p \in P, \exists t \in T$ such that $I^-(p, t) \neq 0$ or $I^+(p, t) \neq 0$, and $\forall t \in T, \exists p \in P$ such that $I^-(p, t) \neq 0$ or $I^+(p, t) \neq 0$
- (6) $\mu_0 : P \rightarrow \mathbb{N}$ is the initial marking which gives the initial distribution of tokens in places.

The arc set of the Petri net N is defined as:

$$E = \{(p, t) : I^-(p, t) > 0\} \cup \{(t, p) : I^+(p, t) > 0\}$$

2.2. **Signed Petri Net**([KP]).

Definition 2.1. Signed Petri Net (SPN)

A Signed Petri Net is defined as a 3-tuple $N^* = (N', \sigma, \mu_0)$, where

- (1) $N' = (P, T, I^-, I^+)$ is a Petri net structure.
- (2) $\sigma : E \rightarrow \{+, -\}$, where E is the arc set of N' . An arc is called a positive or negative arc respectively according to the sign $+$ or $-$ assigned to it using the function σ .
- (3) $\mu_0 = (\mu_0^+, \mu_0^-)$ is the initial marking of SPN where
 - (a) $\mu_0^+ : P \rightarrow \mathbb{N}$ gives the initial distribution of positive tokens in the places, called positive marking of SPN.
 - (b) $\mu_0^- : P \rightarrow \mathbb{N}$ gives the initial distribution of negative tokens in the places, called negative marking of SPN.

Thus, a marking in SPN can be represented as a vector $\mu = (\mu^+, \mu^-)$ with $\mu^+, \mu^- \in \mathbb{N}^n, n = |P|$ such that $\mu(p_i) = (\mu^+(p_i), \mu^-(p_i)) \forall p_i \in P$.

Graphically, positive and negative arcs in an SPN are represented by solid and dotted lines respectively. A positive token is represented by a filled circle and a negative token by an open circle.

An SPN is said to be *negative* if all of its arcs are negative in sign.

Remark 2.2. $N'' = (N', \sigma)$ is called an SPN structure where N' is a PN structure and $\sigma : E \rightarrow \{+, -\}$.

2.2.1. *Execution Rules for Signed Petri Net.* Similar to a Petri net, the execution of an SPN depends on the distribution of tokens in its places. The execution takes place by firing of a transition. A transition may fire if it is enabled.

A transition t in an SPN N^* is *enabled* at a marking $\mu = (\mu^+, \mu^-)$ if

$$\begin{aligned} I^-(p, t) &\leq \mu^+(p) \forall p \in \bullet t \text{ for which } \sigma(p, t) = + \\ I^-(p, t) &\leq \mu^-(p) \forall p \in \bullet t \text{ for which } \sigma(p, t) = - \end{aligned}$$

An enabled transition t may fire at $\mu = (\mu^+, \mu^-)$ provided $\exists p_k \in \bullet t$ such that:

$$\sigma(t, p_k) = \begin{cases} + & \text{if } \sigma(p, t) = + \forall p \in \bullet t \\ - & \text{if } \sigma(p, t) = - \forall p \in \bullet t \\ + \text{ or } - & \text{if } \sigma(p, t) = + \text{ for some } p \in \bullet t \text{ and } - \text{ for some } p \in \bullet t \end{cases}$$

After firing, it yields a new marking $\mu_1 = (\mu_1^+, \mu_1^-)$ given by the rule:

$$\begin{aligned} \mu_1^+(p) &= \mu^+(p) - I^-(p, t) + I^+(p, t) \quad \forall p \in P \quad \text{where } (p, t) \ \& \ (t, p) \text{ are positive arcs,} \\ & \quad \text{if exist} \\ \mu_1^-(p) &= \mu^-(p) - I^-(p, t) + I^+(p, t) \quad \forall p \in P \quad \text{where } (p, t) \ \& \ (t, p) \text{ are negative arcs,} \\ & \quad \text{if exist} \end{aligned}$$

We say that μ_1 is reachable from μ and write $\mu \xrightarrow{t} \mu_1$. We restrict the movement of positive(negative) tokens to positive(negative) arcs only.

A marking μ is reachable from μ_0 if there exists a firing sequence η that transforms μ_0 to μ and is written $\mu_0 \xrightarrow{\eta} \mu$. A *firing or occurrence sequence* is a sequence of transitions $\eta = t_1 t_2 \dots t_k$ such that

$$\mu_0 \xrightarrow{t_1} \mu_1 \xrightarrow{t_2} \mu_2 \xrightarrow{t_3} \mu_3 \dots \xrightarrow{t_k} \mu$$

Note that a transition $t_j, 1 \leq j \leq k$ can occur more than once in the firing sequence η .

Let us look at the execution of an SPN with the help of an example.

In figure 1(a), t_1 and t_2 both are enabled at μ_0 . Firing of t_1 yields a new marking $\mu = ((0, 1, 1, 0), (1, 0, 1, 0))$ and firing of t_2 yields a new marking $\mu = ((1, 0, 2, 0), (0, 1, 0, 1))$. In figure 1(b), t_1 is enabled, while t_2 is not. t_1 can fire to give a new marking $\mu = ((0, 0, 1, 0), (0, 0, 0, 1))$.

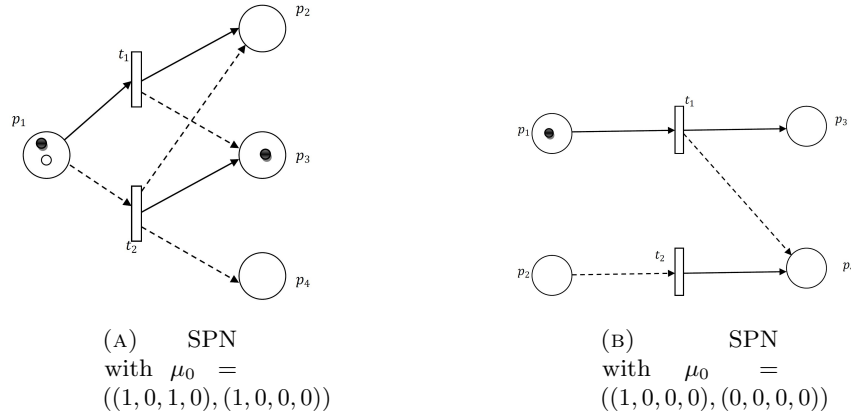


FIGURE 1. Execution of an SPN

Definition 2.3. Reachability Set of Signed Petri net

The Reachability Set $R(N^*, \mu_0)$ of an SPN N^* is the set of all markings of N^* reachable from the initial marking μ_0 .

Definition 2.4. Logic Petri net([YG09])

$LPN = (P, T, I^-, I^+, I, O, \mu_0)$ is a logic PN if and only if

- (1) (P, T, I^-, I^+, μ_0) is a PN.
- (2) T includes three subsets of transitions, i.e., $T = T_D \cup T_I \cup T_O$, $\forall t \in T_I \cup T_O : \bullet t \cap t^\bullet = \emptyset$ where
 - T_D denotes a set of traditional transitions.
 - T_I denotes a set of logic input transitions.
 - T_O denotes a set of logic output transitions.
- (3) I is a mapping from logic input transitions to a logic input expression, i.e., $\forall t \in T_I, I(t) = f_I(t)$, where $f_I(t)$ is a logic input expression associated with the transition t .
- (4) O is a mapping from logic output transitions to a logic output expression, i.e., $\forall t \in T_O, O(t) = f_O(t)$, where $f_O(t)$ is a logic output expression associated with the transition t .
- (5) *Transition Firing Rules*
 - $\forall t \in T_D$, the firing rules are same as in PNs.
 - $\forall t \in T_I$, t is enabled at μ if the input expression $f_I(t)$ is true at μ . After firing it yields a new marking μ' given by the following rule:
 - $\forall p \in \bullet t$, if $\mu(p) = 1$, then $\mu'(p) = \mu(p) - 1$;
 - $\forall p \in t^\bullet$, $\mu'(p) = \mu(p) + 1$
 - $\forall p \notin \bullet t \cup t^\bullet$, $\mu'(p) = \mu(p)$
 - $\forall t \in T_O$, t is enabled if $\forall p \in \bullet t : \mu(p) = 1$. Firing t will generate a new marking μ' , given by: $\forall p \in S : \mu'(p) = \mu(p) + 1$;
 $\forall p \in \bullet t$, $\mu'(p) = \mu(p) - 1$
 $\forall p \notin \bullet t \cup t^\bullet$ or $\forall p \in t^\bullet \setminus S : \mu'(p) = \mu(p)$ where $S \subseteq t^\bullet$, such that output expression $f_O(t)$ is true at μ' .

Remark 2.5. In the definition of Logic Petri Net, a logic input expression is attached to a logic input transition. By this we mean a logic expression involving the input places of the given transition.

Similarly, a logic output expression is attached to a logic output transition. By this we mean a logic expression involving the output places of the given transition.

3. LOGIC SIGNED PETRI NET(LSPN)

The Logic Signed Petri Net (LSPN) has been obtained by modification of execution rules of an SPN as defined in [KP].

Definition 3.1. Logic Signed Petri net

A logic SPN is defined as an SPN $N^* = (P, T, A^-, A^+, B^-, B^+, \mu_0)$ where

- (i) P is a finite, non empty set of places.
- (ii) T includes three subsets of transitions, i.e., $T = T_D \cup T_I \cup T_O$, $\forall t \in T_I \cup T_O : \bullet t \cap t^\bullet = \emptyset$ where
 - T_D denotes a set of traditional transitions.
 - T_I denotes a set of logic input transitions.
 - T_O denotes a set of logic output transitions.

If $t \in T_I$ then $\forall p \in \bullet t$ either $\sigma(p, t) = +$ or $\sigma(p, t) = -$ as well as $\forall p \in t^\bullet$ $\sigma(t, p) = +$.

Similarly, if $t \in T_O$ then $\forall p \in t^\bullet$ either $\sigma(t, p) = +$ or $\sigma(t, p) = -$ and $\forall p \in \bullet t$ $\sigma(p, t) = +$.

- (iii) $A^- = [a_{ij}^-]$ where a_{ij}^- gives the number of positive arcs from p_j to t_i .
- (iv) $A^+ = [a_{ij}^+]$ where a_{ij}^+ gives the number of positive arcs from t_i to p_j .
- (v) $B^- = [b_{ij}^-]$ where b_{ij}^- gives the number of negative arcs from p_j to t_i .
- (vi) $B^+ = [b_{ij}^+]$ where b_{ij}^+ gives the number of negative arcs from t_i to p_j .
- (vii) A marking in an LSPN can be represented as a vector $\mu = (\mu^+, \mu^-)$ with $\mu^+, \mu^- \in \mathbb{N}^n, n = |P|$ such that $\mu(p_i) = (\mu^+(p_i), \mu^-(p_i)) \forall p_i \in P$.

3.1. Execution rules for LSPN.

(i) If $t_i \in T_D$, then the execution rules are same as for an SPN.

(ii) For $t_i \in T_I$

- *Enabling Condition*- A transition $t_i \in T_I$ is enabled at μ provided
 - (i) $\mu^+(p_j) = 1 \forall p_j \in S_1 = \{p_j \in \bullet t_i \mid a_{ij}^- = 1, b_{ij}^- = 0\}$ and
 - (ii) $\forall p \in S_2 = \{p_j \in \bullet t_i \mid a_{ij}^- = 1, b_{ij}^- = 1\}, \exists p_k \in S_2$ with $\mu^+(p_k) = 1$ and $\forall p_j \in S_2 \setminus \{p_k\},$ either $\mu^+(p_j) = 1$ or $\mu^-(p_j) = 1$.
- *Firing Condition*- An enabled transition $t_i \in T_I$ may fire at a marking $\mu = (\mu^+, \mu^-)$ to yield a new marking μ_1 given by :-

$$- \forall p_j \in S_1,$$

$$\mu_1^+(p_j) = \mu^+(p_j) - a_{ij}^- + a_{ij}^+$$

$$- \forall p_j \in S_2, \text{ for which } \mu^+(p_j) = 0 \ \& \ \mu^-(p_j) = 1$$

$$\mu_1^+(p_j) = \mu^+(p_j)$$

$$\mu_1^-(p_j) = \mu^-(p_j) - b_{ij}^- + b_{ij}^+$$

$$- \forall p_j \in S_2, \text{ for which } \mu^+(p_j) = 1 \ \& \ \mu^-(p_j) = 0$$

$$\mu_1^-(p_j) = \mu^-(p_j)$$

$$\mu_1^+(p_j) = \mu^+(p_j) - a_{ij}^- + a_{ij}^+$$

$$- \text{ For all } p_j \in P \setminus \bullet t_i$$

$$\mu_1^+(p_j) = \mu_0^+(p_j) - a_{ij}^- + a_{ij}^+$$

$$\mu_1^-(p_j) = \mu_0^-(p_j) - b_{ij}^- + b_{ij}^+$$

(iii) For $t_i \in T_O$

- *Enabling Condition*- A transition $t_i \in T_O$ is enabled if $\forall p_j \in S_1, \mu^+(p_j) = 1$.
- *Firing Condition*-An enabled transition $t_i \in T_O$ may fire at a marking $\mu = (\mu^+, \mu^-)$ to yield a new marking μ_1 given by :-
 - $\forall p_j \in t_i^\bullet$
 - $\mu_1^+(p_j) = 1$ whenever $a_{ij}^+ = 1, b_{ij}^+ = 0$
 - If $a_{ij}^+ = 1, b_{ij}^+ = 1$, then, $\exists p_k \in t_i^\bullet$ with $\mu_1^+(p_k) = 1$ and $\forall p_l \in t_i^\bullet \setminus \{p_k\}$ either $\mu_1^+(p_l) = 1$ or $\mu_1^-(p_l) = 1$

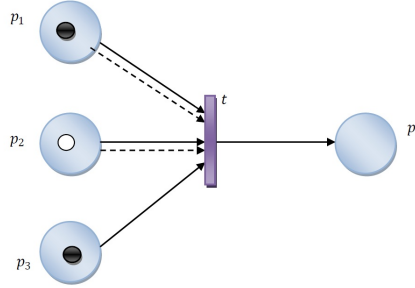


FIGURE 2. A LSPN with a logic input transition. Transition t is enabled at $\mu = ((1, 0, 1, 0), (0, 1, 0, 0))$. t fires to yield a new marking $\mu_1 = ((0, 0, 0, 1), (0, 0, 0, 0))$

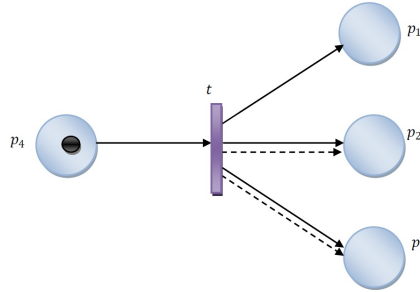


FIGURE 3. A LSPN with a logic output transition. Transition t is enabled at $\mu = ((0, 0, 0, 1), (0, 0, 0, 0))$. t fires to yield a new marking $\mu_1 \in ((1, 1, 0, 0), (0, 0, 1, 0)), ((1, 0, 1, 0), (0, 1, 0, 0)), ((1, 1, 1, 0), (0, 0, 0, 0))$

$$\forall p_j \in P \setminus t_i^\bullet$$

$$\mu_1^+(p_j) = \mu_0^+(p_j) - a_{ij}^- + a_{ij}^+$$

$$\mu_1^-(p_j) = \mu_0^-(p_j) - b_{ij}^- + b_{ij}^+$$

While modeling a workflow process using an LSPN, a positive token in a data place represents that the data has arrived from the organization representing this place, while a negative token represents that the data has not arrived from the organization. So, in a given workflow cycle, all the arrived data is processed while the data which arrives late is processed in the next workflow cycle.

4. EQUIVALENCE OF LPN AND LSPN

In order to prove the equivalence between LPN and LSPN, their isomorphism and equivalent definitions are given.

Definition 4.1. Isomorphism

Let $N' = (P, T, I^-, I^+, I, O, \mu_0)$ be an LPN and $N^* = (P', T', A^-, A^+, B^-, B^+, \mu'_0)$ be an LSPN. Let $R(N', \mu_0)$ be the reachability set of N' and $R^+(N^*, \mu'_0)$ be the reachability set of positive markings of N^* .

Then, $R(N', \mu_0)$ & $R^+(N^*, \mu'_0)$ are isomorphic if there exists a bijective function $f : R(N', \mu_0) \rightarrow R^+(N^*, \mu'_0)$ such that

$$\forall \mu_1, \mu_2 \in R(N', \mu_0), t \in T; \mu_1 \xrightarrow{t} \mu_2 \implies \exists t' \in T'; f(\mu_1) \xrightarrow{t'} f(\mu_2)$$

Definition 4.2. Equivalence

Let $N' = (P, T, I^-, I^+, I, O, \mu_0)$ be an LPN and $N^* = (P', T', A^-, A^+, B^-, B^+, \mu'_0)$ be an LSPN. Then, N' & N^* are equivalent iff $R(N', \mu_0)$ & $R^+(N^*, \mu'_0)$ are isomorphic to each other.

Theorem 4.3. *For any Logic Petri Net (LPN) there exists an equivalent Logic Signed Petri Net (LSPN).*

Proof. Given an LPN $N' = (P, T, I^-, I^+, I, O, \mu_0)$, we construct an LSPN $N^* = (P', T', A^-, A^+, B^-, B^+, \mu_1)$ as follows.

- (1) The set of places of N^* is same as N' , i.e. $P' = P$.
- (2) Construction of set of transitions T' of N^* :
 - (i) All the traditional transitions of N' will be the traditional transitions of N^* i.e. if $t_i \in T_D = T \setminus (T_I \cup T_O)$. Then $t_i \in T'_D \subseteq T'$. This traditional transition t_i in N^* is connected with a place in N^* given by the rule below:

$$\forall p_j \in P, \text{ if } (p_j, t_i) \in I^- \text{ then } a_{ij}^- = 1, b_{ij}^- = 0$$

$$\forall p_k \in P, \text{ if } (p_k, t_i) \in I^+ \text{ then } a_{ik}^+ = 1, b_{ik}^+ = 0$$

- (ii) All the logic input transitions of N' are logic input transitions of N^* i.e. if $t_i \in T_I = T \setminus (T_D \cup T_O)$. Then $t_i \in T'_I \subseteq T'$ and this transition $t_i \in T'_I$ is connected with a place in N^* by the rule below:

Let $\bullet t_i = \{p_1, p_2, p_3, \dots, p_k\}$ in N' and $f_I(t_i)$ be the logic input expression associated with t_i , convert $f_I(t_i)$ into its disjunctive normal form (DNF), which is unique. If any p_j occurs in both the forms i.e. p_j and $\neg p_j$ in the DNF then there exist two arcs in N^* from p_j to t_i , one of positive sign and other of negative sign. Therefore, for such $p_j \in \bullet t_i$, $a_{ij}^- = 1, b_{ij}^- = 1$.

On the other hand, if p_j occurs only in positive form i.e. as p_j and not as $\neg p_j$ in the DNF, then a positive arc is formed from p_j to t_i . Therefore, for such $p_j \in \bullet t_i$, $a_{ij}^- = 1, b_{ij}^- = 0$. $\forall p_k \in t_i^\bullet$, $a_{ik}^+ = 1, b_{ik}^+ = 0$.

- (iii) All the logic output transitions of N' are logic output transitions of N^* i.e. if $t_i \in T_O = T \setminus (T_D \cup T_I)$. Then $t_i \in T'_O \subseteq T'$ and this transition $t_i \in T'_O$ is connected with a place in N^* by the rule below:

Let $t_i^\bullet = \{p_1, p_2, p_3, \dots, p_k\}$ in N' and $f_O(t_i)$ be the logic output expression associated with t_i , convert $f_O(t_i)$ into its disjunctive normal form (DNF) which is unique. If any p_j occurs in both the forms i.e. p_j and $\neg p_j$ in the DNF then there exist two arcs in N^* from t_i to p_j , one of positive sign and other of negative sign. Therefore, for such $p_j \in t_i^\bullet$, $a_{ij}^+ = 1, b_{ij}^+ = 1$.

On the other hand, if p_j occurs only in positive form i.e. as p_j and not as $\neg p_j$ in the DNF, then a positive arc is formed from t_i to p_j . Therefore, for such

$$p_j \in t_i^\bullet, a_{ik}^+ = 1, b_{ik}^+ = 0.$$

$$\forall p_k \in \bullet t_i, a_{ik}^- = 1, b_{ik}^- = 0.$$

(3) Assignment of tokens

(a) For all p_j satisfying $(a_{ij}^- = 1 \text{ and } b_{ij}^- = 1)$ or $(a_{ij}^+ = 1 \text{ and } b_{ij}^+ = 1)$

$$\mu_1^+(p_j) = 1 \ \& \ \mu_1^-(p_j) = 0 \text{ in } N^* \text{ if } \mu_0(p_j) = 1 \text{ in } N' \text{ and}$$

$$\mu_1^+(p_j) = 0 \ \& \ \mu_1^-(p_j) = 1 \text{ in } N^* \text{ if } \mu_0(p_j) = 0 \text{ in } N'$$

(b) For all p_j which has not been assigned a token in step (a) and satisfying either

$$(a_{ij}^- = 1, b_{ij}^- = 0) \text{ or } (a_{ij}^+ = 1, b_{ij}^+ = 0),$$

$$\mu_1^+(p_j) = 1 \ \& \ \mu_1^-(p_j) = 0 \text{ in } N^* \text{ if } \mu_0(p_j) = 1 \text{ in } N' \text{ and}$$

$$\mu_1^+(p_j) = 0 \ \& \ \mu_1^-(p_j) = 0 \text{ in } N^* \text{ if } \mu_0(p_j) = 0 \text{ in } N'$$

The equivalence between N' and N^* can be easily proved, because each marking of N' corresponds to a positive marking in N^* with the same number of positive tokens in the corresponding places in LPN and LSPN (By Construction). That is, in $N' \forall \mu_1, \mu_2 \in R(N', \mu_0), t \in T; \mu_1 \xrightarrow{t} \mu_2 \implies \exists t' \in T'; f(\mu_1) \xrightarrow{t'} f(\mu_2)$

This means that N' and N^* have same behaviour characteristics. Moreover, the structure of N^* is unique since the DNF is unique. So, f is a bijective function and $R(N', \mu_0)$ & $R^+(N^*, \mu_1)$ are isomorphic. Consequently, N' and N^* are equivalent. \square

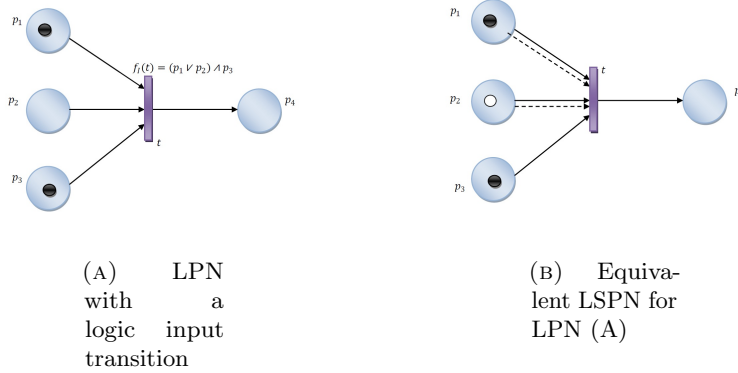


FIGURE 4. LPN and Equivalent LSPN

In the figure 4, an LPN with a logic input transition is converted to an equivalent LSPN using the procedure in the above theorem.

In the figure 5, an LPN with a logic output transition is converted to an equivalent LSPN using the procedure in the above theorem.

In the example in figure 6, an LSPN is constructed from a given LPN using the procedure given in theorem above. The reachability tree of LPN and LSPN are also given in figure 7 and it can be clearly seen that corresponding to every marking in LPN we have a positive marking in LSPN. Thus, the reachability set of LPN and the set of positive markings of LSPN are isomorphic which implies that the two PNs are equivalent.

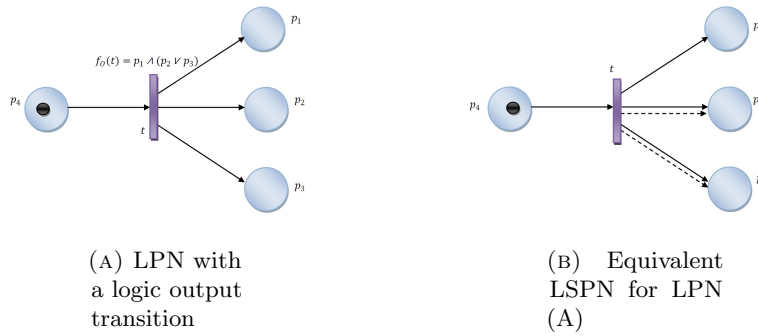
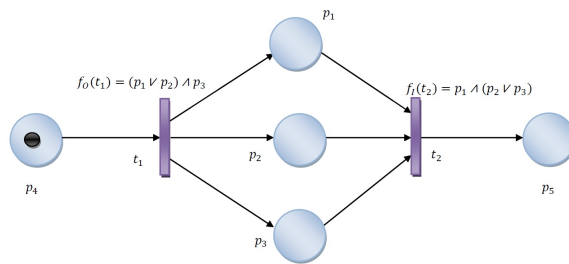
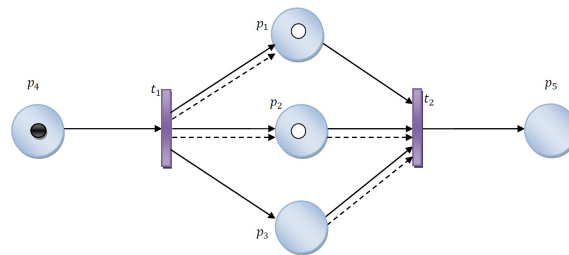


FIGURE 5. LPN and Equivalent LSPN



(A) AN LPN



(B) Equivalent LSPN

FIGURE 6. Example

5. CONCLUSION

An LSPN formulated using SPN by mere change of firing rules of the SPN can simulate an LPN. This shows the versatile nature of the SPN introduced by the authors.

REFERENCES

[AD98] H. Alla and R. David. Continuous and Hybrid Petri Nets. *Journal of Circuits, Systems and Computers*, 8, No. 1:159–188, 1998.




FIGURE 7. Reachability Trees for LSPN Example in Figure 6

- [BCP15] M. Bartoletti, T. Cimoli, and G.M. Pinna. Lending Petri Nets. *Science of Computer Programming*, pages 75–101, 2015.
- [CFML17] Xuya Cong, Maria Pia Fanti, Agostino Marcello Mangini, and Zhiwu Li. Decentralized fault diagnosis by petri nets and integer linear programming. *IFAC-PapersOnLine*, 50(1):13624 – 13629, 2017. 20th IFAC World Congress.
- [CKC90] Shyi-Ming Chen, Jyh-Sheng Ke, and Jin-Fu Chang. Knowledge representation using fuzzy petri nets. *IEEE Transactions on Knowledge and Data Engineering*, 2(3):299–309, 1990.
- [FGS17] Angela Di Febbraro, Davide Giglio, and Nicola Sacco. On analyzing the vulnerabilities of a railway network with petri nets. *Transportation Research Procedia*, 27:553 – 560, 2017. 20th EURO Working Group on Transportation Meeting, EWGT 2017, 4-6 September 2017, Budapest, Hungary.
- [HK18] Loic Helouet and Karim Kecir. Realizability of schedules by stochastic time petri nets with blocking semantics. *Science of Computer Programming*, 157:71 – 102, 2018. Special issue from PETRI NET 2016.
- [Jen87] K. Jensen. Coloured petri nets. *LNCS, Springer, Heidelberg*, 254:248–299, 1987.
- [KP] S. Kansal and Payal. An introduction to Signed Petri Net. *Communicated*.
- [LYLT17] Hu-Chen Liu, Jian-Xin You, ZhiWu Li, and Guangdong Tian. Fuzzy petri nets for knowledge representation and reasoning: A literature review. *Engineering Applications of Artificial Intelligence*, 60:45 – 56, 2017.
- [Mar89] M.A. Marsan. Stochastic petri nets:an elementary introduction. *LNCS ,Advances in Petri Nets, Springer*, pages 1–30, 1989.
- [Mur89] T. Murata. Petri nets: Properties, analysis and applications. *Proceedings of IEEE*, 77(4):541–580, 1989.
- [Val04] R. Valk. Object petri nets. *LNCS 3098, Lecture on Concurrency and Petri Nets, Springer*, pages 819–848, 2004.
- [vdA93] W. M. P. van der Aalst. Multi-dimensional Petri nets. *Computing science notes Eindhoven: Technische Universiteit Eindhoven*, 9326, 1993.
- [vdA98] W. M. P. van der Aalst. The application of Petri nets to workflow management. *Journal of Circuits, Systems and Computers*, 8(1):21–66, 1998.
- [Wan98] J. Wang. Time Petri nets. In: *Timed Petri Nets. The Kluwer International Series on Discrete Event Dynamic Systems, Springer, Boston MA*, 9:63–123, 1998.
- [YG09] Y. Y. Du and B.Q. Guo. Logic Petri Nets and Equivalency. *Information Technology Journal*, pages 95–100, 2009.