
Uncertainty-Aware Surrogate Model For Oilfield Reservoir Simulation

Ajitabh Kumar
Visage Technology
Gurugram, HR 122002 India

Abstract

Deep neural networks have gained increased attention in machine learning, but they are limited by the fact that many such regression and classification models do not capture prediction uncertainty. Though this might be acceptable for certain non-critical applications, it is not so for oil and gas industry applications where business and economic consequences of wrong or even sub-optimal decision is quite high. In this work I discuss the application of deep neural networks as a framework for approximate Bayesian inference in oilfield reservoir simulation study. Surrogate models with different neural network architecture are proposed to speed up compute- and labor-intensive simulation workflow. Regularization tools such as dropout and batch normalization, variational autoencoder for regression, and probabilistic distribution layers are used to quantify prediction uncertainty. Monte-Carlo dropout approach is further applied to estimate uncertainty given by standard deviation values for the predictions. Probabilistic distribution layers are used to compare its efficacy in capturing the model prediction uncertainty with respect to deterministic neural layers. Deep ensemble approach is also used to train multiple surrogates which capture uncertainty. Among different models tested, VAE based regression model with multivariate-normal latent features works best for prediction uncertainty assessment. Compute time required by surrogate model for prediction is a small fraction of that for full-physics reservoir simulator. Prediction uncertainty information can be used in various simulation workflows to decide when to use surrogate model and when to further explore the solution space using reservoir simulator, thus reducing total computational cost.

1 Introduction

Many business decisions in oil and gas industry utilize reservoir simulation based oilfield production forecast. Hundreds, or even thousands, of full-physics simulation runs are made to optimize across production scenarios and to quantify uncertainty. This makes the whole process compute- and labor-intensive. While automated studies cut down on the labor cost of such studies, compute- and time-cost still remain high.

Simulation study uses a reservoir model, which is a simplified computational representation of oilfield based on data from geological analogs, seismic, well logs, and other dynamic behavior. Physical infrastructure including wells are coded into the model, and simulation based optimization workflow tunes parameters including well control and well-location to maximize the total production value. Recently machine learning and cloud computing have been used with reservoir simulation to bring down compute- and time-cost respectively. In this work, machine learning based uncertainty-aware surrogate models are proposed which give prediction for the simulated response, and based on the predicted value and its uncertainty, full-physics simulator may be used to further explore any given scenario. Thus optimization and forecasting workflows need not simulate all the possible cases, but rather selected few as guided by surrogate model predictions.

Surrogate models are developed using deep neural network (DNN) based regression and they output net present value (NPV) of total fluid production for a given scenario. Various approaches such as monte-carlo dropout, probabilistic dense layers, and latent space parameterization have been compared in terms of their prediction accuracy and uncertainty. VAE has been used in previous studies to generate latent representation and reconstruct input, while regression model is used to predict desired output parameter for given set of inputs. In this work, both VAE and regression model are trained simultaneously using a joint objective function. Thus, the latent representation not only tries to reproduce the input set as in VAE, but also aims to capture the correct representation for further use in regression. DNN models have two kinds of prediction uncertainty: aleatoric or data uncertainty which captures measurement noise that cannot be reduced, and epistemic or model uncertainty which is systematic in modeling approach used and can be reduced using a larger dataset [4, 10, 11]. Deep ensemble approach is used to create multiple trained model using different seed values for random initialization. Prediction variations among these ensemble models are used to estimate uncertainty [7].

The main contribution of this work are:

- Uncertainty aware surrogate models are developed which may be used to accelerate reservoir simulation workflow.
- VAE based regression model is trained with a combined optimization objective which reduces gap between unsupervised and supervised learning by finding meaningful latent representation of input parameters.
- Prediction uncertainty captured using Monte-Carlo dropout, probabilistic neural layers and deep ensemble approaches are compared.
- Validation of surrogate models are done using Brugge benchmark based dataset of 22 thousand full-physics reservoir simulation runs.

2 Related Works

Reservoir simulation studies are carried out to make various business decisions spanning different operational time-scales. Short-time scale decisions are related to well production control, while medium time-scale decisions are related to infill well or completion designs among others. Long term decisions include field development strategies, lifecycle planning and asset management. Various works have looked into ways of accelerating such studies and fall mainly into two categories: reduced order modeling (ROM) [14] and polynomial interpolation techniques [15]. Recently deep neural network has been used to develop surrogate model for a SPE10 benchmark using LSTM with encoder-decoder architecture [1].

Initial applications of deep network approach have been for non-critical applications and hence prediction uncertainty quantification was not emphasized. As these models are now applied in critical industries like health, law, and self-driving, it becomes important to capture prediction uncertainty [2, 8, 9, 5]. It would be desirable to use alternate modeling approach or even seek human intervention when prediction uncertainty of given DNN model is high. For a capital intensive industry like oil & gas, incorrect or even sub-optimal decision can be quite costly. Recent works on DNN prediction uncertainty show that deep networks with dropout sampling [6] and batch normalization [3] can be considered as Bayesian neural network. Another approach for capturing uncertainty is to use probabilistic neural layer with distributions for network parameters [12, 13]. Deep ensembles with models trained using different random initialization have also proved to be quite efficient for uncertainty assessment [7, 11].

3 Approach

In this section, a publicly available synthetic reservoir simulation model, which is used in this study, is discussed and a relevant reservoir simulation objective is defined. Next, neural network modeling approaches used in this work for regression task are explored.

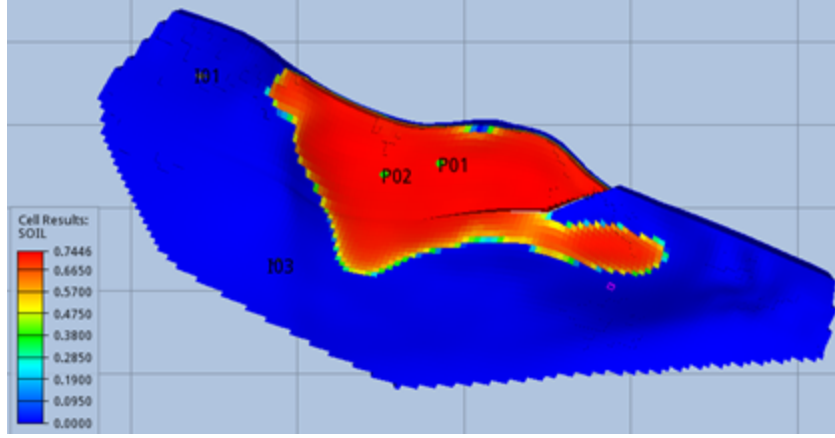


Figure 1: Brugge Benchmark Simulation model: Oil saturation at start. P01 and P02 are production wells in the oil zone (red hue), while I01 and I03 are injection wells.

3.1 Reservoir Simulation Model

Brugge reservoir simulation benchmark used in this study is a 3D synthetic dataset with features typical of North Sea type oil reservoir [16]. Simplified simulation model under consideration has four active wells out of which two are production wells and other two are injection wells (Figure 1). Production is supported using “waterflooding”, i.e. water is injected into the reservoir through the injection wells to maintain reservoir pressure and support production (Figure 2). Open source OPM-Flow reservoir simulator [18] and commercial cloud computing was used to create a set of 22 thousand simulation runs with changing well flow control parameters. This set is further divided into training set of 15 thousand, validation set of 3 thousand and testing set of 4 thousand simulation runs. Once hyperparameters have been tuned for any given DNN architecture, training and validation sets are merged for final model training. The trained model is then used for test set prediction and uncertainty assessment. As is typical in oilfield development planning, NPV for 15 years of cumulative field production is used as the target variable for training the network. A simplified net present value of cumulative production is used as the objective function and is defined as:

$$NPV = Q_{op} - 0.1 * (Q_{wp} + Q_{wi}) \quad (1)$$

where NPV is net present value, Q_{op} is total oil produced, Q_{wp} is total water produced, and Q_{wi} is total water injected.

Simulation dataset has been harvested from separate automated field optimization studies and hence it has more samples with higher NPV values. Simulated NPV values for two such optimization runs [17], one using genetic algorithm (GA) and other using particle swarm optimization (PSO), are shown in Figure 3. It is evident that training dataset is sparsely populated for low NPV values. Aleatoric or data uncertainty is present in the simulated dataset because of solver residual and numerical truncation errors. Epistemic or model uncertainty, on the other hand, is present because of uncertainty around true function underlying the observed process. Different surrogate models trained using same dataset will give different prediction, leading to model uncertainty. While model uncertainty can be reduced using a larger dataset, data uncertainty cannot be reduced [10].

3.2 Neural Network Model

Goal of DNN modeling in this study is to use well control parameter as input feature and predict the NPV at the end of simulation run as a single, real valued output parameter. During a simulation run, well control parameters are varied independently for the four wells, i.e. two injection wells and two production wells. These well control parameters could also independently change at five different specified times, thus creating twenty control variables for any given simulation run.

Various network architecture were tested to compare their efficacy, with simplest regression model being a dense neural network with three hidden layers. Next, variational autoencoder with three dense hidden layers each in encoder and decoder was used along with regressor. This was done to get the

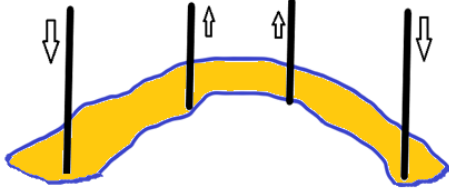


Figure 2: Schematic of waterflooding operation in oil reservoir: Water is injected along edges which supports oil production from production wells in the centre.

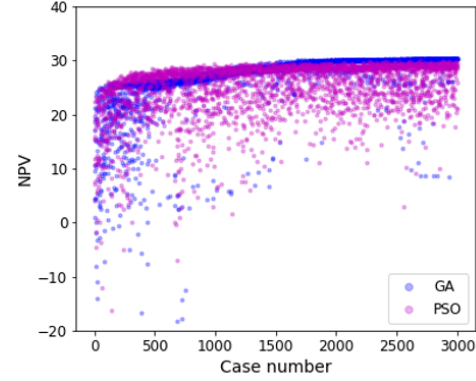


Figure 3: Simulated NPV values for two optimization runs.

desired latent representation of features to be used in conjugation with the regression model. A joint objective function was used as the sum of KL regularization term and mean squared errors for VAE and regression. The mean-field latent representation of VAE assumes independent Gaussian factors, which might not be a valid assumption for this highly-nonlinear system with wells interacting within reservoir across the given time span. So, latent parameters in the subsequent model are considered as correlated multi-variate normal.

Next, deterministic weight parameters are replaced with Gaussian distribution using probabilistic dense layers [12]. Two different models, one for VAE based regression and other for base model, were trained with probabilistic dense layers.

Finally, deep ensemble approach is used with base model by changing random initialization seed value and training ten different models. Prediction from all the ten trained models of the ensemble are averaged for comparison. Hyperparameter tuning exercise confirmed that batch normalization and dropout are required for regularization and stable learning. Hence, batch normalization, leaky Relu activation, and dropout, in that order, are used after dense layer in all the models.

4 Algorithm and Architecture

In this section, key algorithmic concepts used in the study are discussed with focus on uncertainty assessment using Bayesian approach. Different neural network architecture used are described next along with their implementation details.

4.1 Algorithm

Bayesian neural network works by first assigning a prior to the network parameters and then training model to find posterior distribution. Exact posterior is not available because of non-linearity and non-conjugacy, and hence approximate Bayesian inference methods are used [3, 6].

Variational inference approximates the posterior by finding a distribution that minimizes KL divergence to the posterior [19]. Unlike MCMC which is based on sampling, variational approach solves an optimization problem. Posterior is approximated using independent mean-field or factorized distribution which is a strong assumption for modeling non-linear and high dimensional oil reservoir system. Use of correlated factors with multi-variate normal distribution has been proposed to better capture the underlying system component interactions.

Monte-carlo dropout is a combination of two algorithms, dropout in which each neuron is independently zeroed out at every forward pass with a given probability, and monte-carlo in which posterior is estimated by sampling [6]. Trained model is run multiple times to obtain a distribution for a specific input.



Figure 4: Schematic diagram of Base regression model. Regressor outputs predicted NPV y' for input features x .

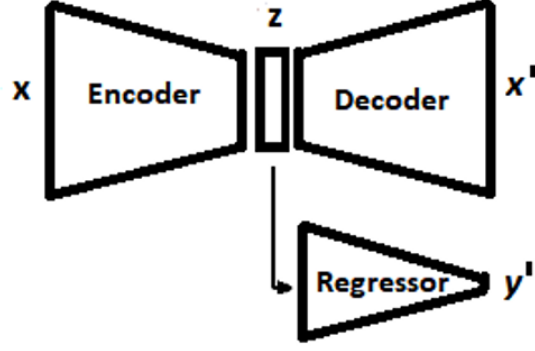


Figure 5: Schematic diagram of VAE based regression model. For input features x , Encoder outputs latent representation z which is then used by Decoder to output reconstructed x' , and also by Regressor to output predicted NPV y' .

Probabilistic dense layers replace deterministic weights of dense layers with probability distributions which enable model to capture uncertainties. Recently deep learning probabilistic frameworks have been developed which are scalable and flexible enough for real world use [12, 13].

4.2 Architecture

Different model architecture considered in the study are described next. The base model (BM) is a regression model with three hidden layers with batch normalization, leaky relu activation and dropout regularization following each dense layer. Mean squared error for predicted output is used as objective function while ADAM algorithm is used for optimization. This architecture is used again in VAE based regression (VAE-R) with all encoder, decoder, and regressor having three hidden layers each, as in the base model. Thus VAE-R has around three times the total number of parameters than the base model. A combined objective function is defined as the sum of mean squared input feature reconstruction error along with KL-regularization loss for the latent space (VAE error), and mean squared output prediction error (regression error) as shown in the following equation.

$$Loss = D_{KL}(q_{\phi}(z)||p_{\theta}(z)) + mse(x, x') + mse(y, y') \quad (2)$$

where x is the input feature, y is the target variable, x' is the reconstructed feature, y' is the predicted output, z is the latent representation, p is the normal prior, q is the approximate posterior, ϕ is the variational parameter, θ is the model parameter, D_{KL} is the KL-regularization loss, $mse(x, x')$ is the mean-squared reconstruction error, and $mse(y, y')$ is the mean-squared prediction error. KL-regularization loss is further calculated as [19]:

$$D_{KL}(q_{\phi}(z)||p_{\theta}(z)) = -0.5 * \sum_{j=1}^J (1 + \log(\sigma_j^2) - \mu_j^2 - \sigma_j^2) \quad (3)$$

where μ_j and σ_j represent mean and variance of Gaussian latent embedding for its vector element j . Figure 4 and 5 show the schematic for the base model and VAE based regression model respectively.

Simplistic assumption of mean-field approximation for latent representation is next replaced with more realistic multi-variate normal distribution for the latent features (VAE-R-MV). Conceptually, this should help in capturing high dimensionality and non-linear component interactions within the reservoir model.

In the models discussed above, deterministic dense layers are used with point estimates for the parameter values. Next, deterministic layers of VAE based regression (VAE-R) model are replaced with probabilistic layers (VAE-R-PL) where model parameter priors are represented by normal distribution. Multiple prediction runs over the trained probabilistic layers give estimate of the uncertainty.

Table 1: Training parameters and test accuracy for different models.

Model	Training parameters	Training epochs	MSE	R2 score
BM	23,601	10,000	13.1	0.67
VAE-R	76,661	10,000	12.1	0.70
VAE-R-MV	95,851	10,000	13.6	0.66
VAE-R-PL	210,461	50,000	15.1	0.62
BM-PL	68,403	100,000	14.8	0.63
BM-DE	23,601	10,000	12.8	0.68

Next, deterministic dense layers of base model are replaced with probabilistic dense layers (BM-PL). Loss for this model is calculated using negative log-likelihood measure [20]. Finally, deep ensemble approach is used with base model and ten models are trained using different random initialization (BM-DE). Predictions using these ten ensemble models are averaged for comparison with other models.

5 Experiments

Various models based on neural network architecture discussed above are trained. Quality of test set prediction for various models is analyzed in this section to understand their efficacy both in terms of accuracy and uncertainty quantification. Monte-carlo dropout is used to create 1000 independent prediction sets. Prediction mean and standard deviation were calculated using the test output set for each model. MC-dropout approach does not yield proper result for VAE-R-PL model and so uncertainty is calculated using 1000 independent prediction runs over probabilistic layers.

As discussed earlier, there are more sample with higher NPV as the dataset itself was harvested from separate production optimization studies. Thus, it is expected that surrogate models capture this underlying pattern of relatively high prediction uncertainty for low NPV cases.

Table 1 shows the training details, prediction mean squared error and coefficient of determination for different models, while Figure 6 shows crossplot between prediction mean and standard deviation for the same. VAE based regression (VAE-R) works better than feed-forward regression (BM) as unsupervised autoencoder learning is robust with meaningful intermediate representation that further improves supervised regression task. Further, VAE based regression architecture with multivariate normal latent features (VAE-R-MV) works best in terms of estimating the underlying uncertainty as it better captures feature interactions that are coded into the data generating simulation runs. VAE-R-PL

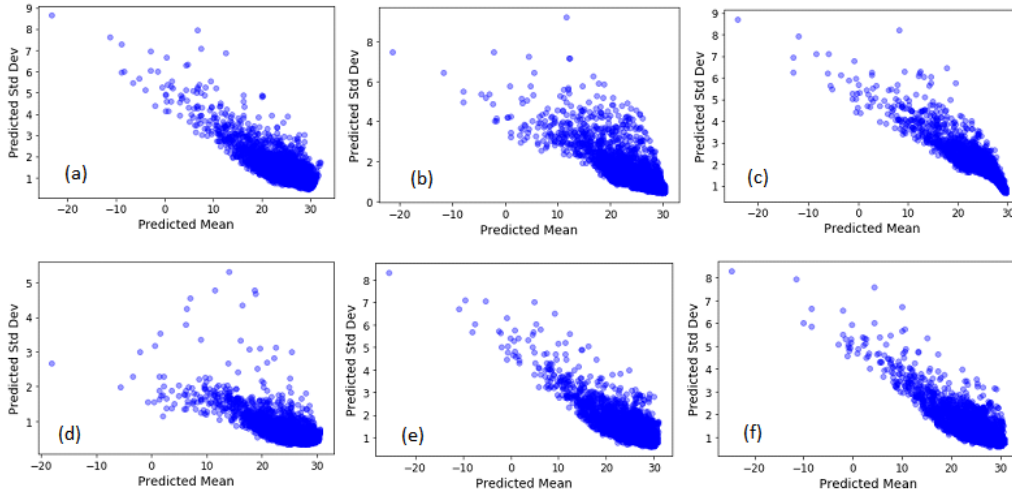


Figure 6: Crossplot of predicted mean and standard deviation for the six models. (a) BM, (b) VAE-R, (c) VAE-R-MV, (d) VAE-R-PL, (e) BM-PL, and (f) BM-DE.

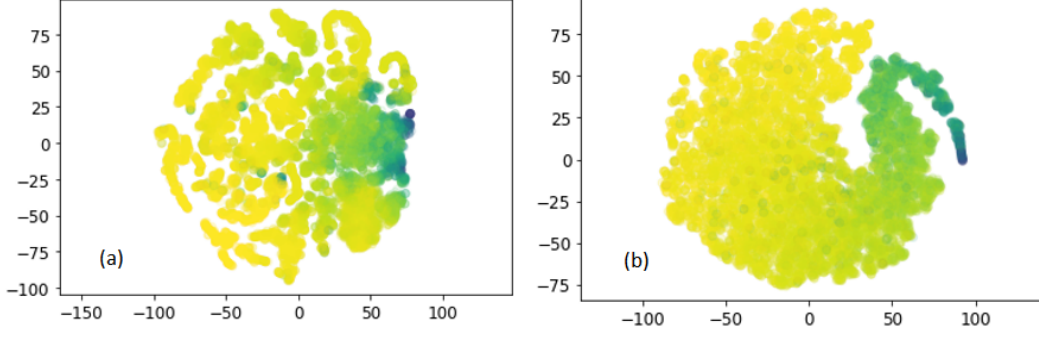


Figure 7: t-SNE projection of latent embedding along two dimensions for (a) VAE-R model and (b) VAE-R-PL model. Yellow hue relates to high NPV cases while blue hue relates to low NPV cases.

model underestimates uncertainty as estimation is done without MC-dropout. Base model variations with probabilistic layers (BM-PL) and deep ensemble (BM-DE) seem to work equally good, though latter has better prediction accuracy. In former model, MC-dropout is used over probabilistic layers to estimate uncertainty while in latter model MC-dropout is used for all ensemble models.

Figure 7 shows the t-SNE projection of the latent embedding along two dimensions for VAE-R and VAE-R-PL models. Probabilistic dense layers better separate low and high NPV cases as compared to deterministic layers. Data sparsity is also captured in the latent space and prediction for cases in sparser or out-of-sample region would indicate high uncertainty. VAE-R-PL model has a shock-like, sharp decline in loss value midway during the training process around epoch 30 thousand, while all other models show steady loss decline (Figure 8). It is present when probabilistic dense layers are used along with joint VAE-regression objective function, and was confirmed with multiple training runs. Further experiments are needed to capture the benefits from the more complex probabilistic dense layers.

CPU time required on 8-core system for the complete test set prediction is about a minute for any surrogate model, while the same takes few days for full-physics reservoir simulator. It makes rapid predictions possible for any case even using multiple surrogate models. Divergent predictions from multiple trained models for a case would be an indicator of high uncertainty, possibly due to data-sparsity or even out-of-distribution case [2]. Prediction uncertainty information can be used in any reservoir simulation workflow to decide when to use surrogate model prediction and when to further explore the solution space using reservoir simulator, thus reducing total computational cost. Deep learning frameworks make it possible to seamlessly connect into existing reservoir simulation workflow.

6 Conclusion

Deep neural network based surrogate models are developed for use in oil reservoir simulation workflow. It is important to quantify prediction uncertainty and use model as a replacement for full-physics simulation only if the uncertainty value is low. Time and compute cost of surrogate model prediction is a small fraction of that for full-physics reservoir simulation, hence predictions using multiple models could also be used to capture uncertainty. Various architecture and algorithmic approaches are suggested for uncertainty assessment, among which VAE based regression with multivariate-normal latent space representation works best for developing surrogate of reservoir simulation model. Monte-carlo dropout and deep ensemble give quantitative measure of prediction uncertainty. VAE model with probabilistic dense layers finds meaningful embedding in the latent space, but more study of such architecture is warranted. It is concluded that uncertainty-aware surrogate model may be used to bring down computational cost, and thus speed up reservoir simulation studies without compromising overall quality.

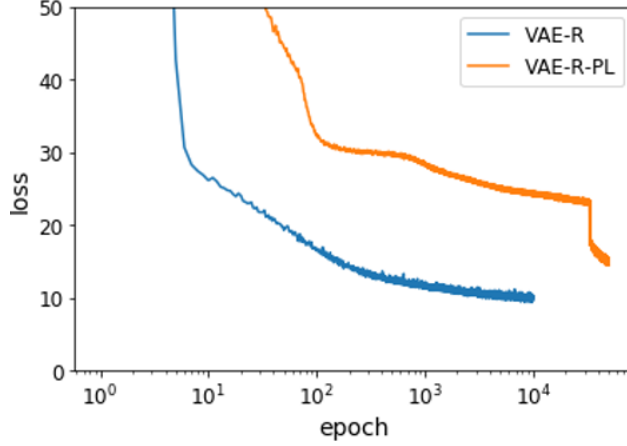


Figure 8: Loss history for two training models, VAE-R and VAE-R-PL. Loss for VAE-R-PL model dips sharply midway during the training.

Acknowledgments and Disclosure of Funding

Research was made possible by generous cloud credits provided by Amazon Web Services, Google Cloud and IBM Cloud. Brugge reservoir model was made available by TNO, Amsterdam.

References

- [1] Navrátil, J., King, A., Rios J., Kollias, G., Torrado, R., & Cudas, A. (2019) Accelerating physics-based simulations using end-to-end neural network proxies: An application in oil reservoir modeling. *Frontiers in Big Data* 2.
- [2] Dusenberry, M.W., Tran, D., Choi, E., Kemp, J., Nixon, J., Jerfel, G., Heller, K. & Dai, A.M. (2020) Analyzing the role of model uncertainty for electronic health records. *Proceedings of the ACM Conference on Health, Inference, and Learning*, pp. 204–213.
- [3] Teye, M., Azizpour, H. & Smith, K. (2018) Bayesian uncertainty estimation for batch normalized deep networks. *Proceedings of the 35th International Conference on Machine Learning*, pp. 4907–4916.
- [4] Ovadia, Y., Fertig, E., Ren, J., Nado, Z., Sculley, D., Nowozin, S., Dillon, J.V., Lakshminarayanan, B. & Snoek, J. (2019) Can you trust your model’s uncertainty? Evaluating predictive uncertainty under dataset shift. *33rd Conference on Neural Information Processing Systems*.
- [5] Zhu, L. & Laptev, N. (2017) Deep and confident prediction for time series at Uber. *2017 IEEE International Conference on Data Mining Workshops*, pp. 103–110.
- [6] Gal, Y. & Ghahramani, Z. (2016) Dropout as a bayesian approximation: Representing model uncertainty in deep learning. *International conference on machine learning*, pp. 1050–1059.
- [7] Lakshminarayanan, B., Pritzel, A. & Blundell, C. (2017) Simple and scalable predictive uncertainty estimation using deep ensembles. *Proceedings of the 31st International Conference on Neural Information Processing Systems*, pp. 6405–6416.
- [8] Heo, J., Lee, H.B., Kim, S., Lee, J., Kim, K.J., Yang, E. & Hwang, S.J. (2018) Uncertainty-aware attention for reliable interpretation and prediction. *Proceedings of the 32nd International Conference on Neural Information Processing Systems*, pp. 917–926.
- [9] Zhao Q., Adeli E., Honnorat N., Leng T. & Pohl, K.M. (2019) Variational AutoEncoder for Regression: Application to Brain Aging Analysis. *Medical Image Computing and Computer Assisted Intervention, Lecture Notes in Computer Science*, 11765: Springer, Cham.
- [10] Kendall, A. & Gal, Y. (2017) What uncertainties do we need in Bayesian deep learning for computer vision? *Proceedings of the 31st International Conference on Neural Information Processing Systems*, pp. 917–926.
- [11] Malinin, A. (2019) *Uncertainty estimation in deep learning with application to spoken language assessment*. PhD thesis, University of Cambridge.

- [12] Dillon, J.V., Langmore, I., Tran, D., Brevdo, E., Vasudevan, S., Moore, D., Patton, B., Alemi, A., Hoffman, M. & Saurous, R.A. (2017) TensorFlow distributions. arXiv preprint arXiv:1711.10604.
- [13] Bingham, E., Chen, J.P., Jankowiak, M., Obermeyer, F., Pradhan, N., Karaletsos, T., Singh, R., Szerlip, P., Horsfall, P. & Goodman, N.D. (2018) Pyro: Deep universal probabilistic programming. *The Journal of Machine Learning Research*, **20**:1-6.
- [14] He, J. & Durlofsky, L.J. (2015) Constraint reduction procedures for reduced-order subsurface flow models based on POD-TPWL. *International Journal for Numerical Methods in Engineering*, **103** (1):1-30.
- [15] Valladao, D.M., Torrado, R. R., Flach, B. & Embid, S. (2013) On the stochastic response surface methodology for the determination of the development plan of an oil & gas field. *SPE Middle East Intelligent Energy Conference and Exhibition*.
- [16] Peters, L., Arts, R., Brouwer, G., Geel, C., Cullick, S., Lorentzen, R.J., Chen, Y., Dunlop, N., Vossepoel, F.C., Xu, R., Althali, A.H.H. & Reynolds, A. (2010) Results of the Brugge benchmark study for flooding optimization and history matching. *SPE Reservoir Evaluation & Engineering*, **13** (3):391-405.
- [17] Baumann, E.J.M., Dale, S.I. & Bellout, M.C. (2020) FieldOpt: A powerful and effective programming framework tailored for field development optimization. *Computers and Geosciences*, **135**.
- [18] Rasmussen, A.F., Sandveb, T.H., Bao, K., Lauser, A., Hove, J., Skaflestad, B., Kloforn, R., Blatte, M., Rustad, A.B., Saevarid, O., Lie, K.A. & Thune, A. (2019) The Open Porous Media Flow reservoir simulator. Preprint submitted to *Computers & Mathematics with Applications*, arXiv.
- [19] Kingma, D.P. & Welling, M. (2013) Auto-Encoding Variational Bayes. arXiv.
- [20] Tensorflow Probability. https://github.com/tensorflow/probability/blob/master/tensorflow_probability/examples/jupyter_notebooks/Probabilistic_Layers_Regression.ipynb