

SEQUENCES OF WELL-DISTRIBUTED VERTICES ON GRAPHS AND SPECTRAL BOUNDS ON OPTIMAL TRANSPORT

LOUIS BROWN

ABSTRACT. Given a graph $G = (V, E)$, suppose we are interested in selecting a sequence of vertices $(x_j)_{j=1}^n$ such that $\{x_1, \dots, x_k\}$ is ‘well-distributed’ *uniformly in k* . We describe a greedy algorithm motivated by potential theory and corresponding developments in the continuous setting. The algorithm performs nicely on graphs and may be of use for sampling problems. We can interpret the algorithm as trying to greedily minimize a negative Sobolev norm; we explain why this is related to Wasserstein distance by establishing a purely spectral bound on the Wasserstein distance on graphs that mirrors R. Peyré’s estimate in the continuous setting. We illustrate this with many examples and discuss several open problems.

1. INTRODUCTION

1.1. Introduction. The purpose of this paper is to discuss a basic problem on finite graphs $G = (V, E)$ that is already difficult on the unit interval $[0, 1]$. Given a metric space (say, the unit interval, a compact manifold or a finite graph), how does one construct a sequence x_1, x_2, \dots of elements in the space such that their distribution is *uniformly good* – by this we mean that if one takes the first k elements $\{x_1, \dots, x_k\}$, then this set is very nearly as evenly distributed on the set as any set of k elements would be. We have not clearly defined what notion of ‘well-distributed’ we mean, this will depend on the actual setting; the question is frequently interesting for several different such notions. There is not even a canonical answer on the unit interval $[0, 1]$ but the van der Corput sequence

$$\frac{1}{2}, \frac{1}{4}, \frac{3}{4}, \frac{1}{8}, \frac{5}{8}, \frac{3}{8}, \frac{7}{8}, \dots,$$

constructed via an inverse binary digit expansion (see [13]), is a good example.

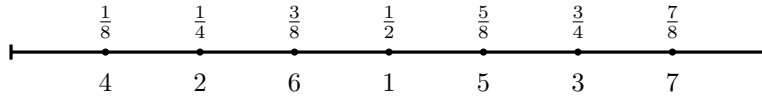


FIGURE 1. The first 7 elements of the van der Corput sequence.

2010 *Mathematics Subject Classification.* 05C35, 05C85, 05C90, 31B10, 44A99, 49Q20.

Key words and phrases. Sampling, Graph, Manifold, Inverse Laplacian, Potential Theory.

This paper is part of the author’s PhD thesis at Yale University and has been partially supported by NSF (DMS-1763179).

We see that the first k elements of the sequence are not as uniformly distributed as k equispaced points but they are always fairly uniformly distributed independently of what k is. There are many different reasons why one could be interested in such sequences: they are natural sampling points for functions (especially for on-line selection and in cases where one does not know in advance in how many points one can sample) but there is also an obvious combinatorial question (‘How well distributed can sequences be? What is the unavoidable degree of irregularity?’).

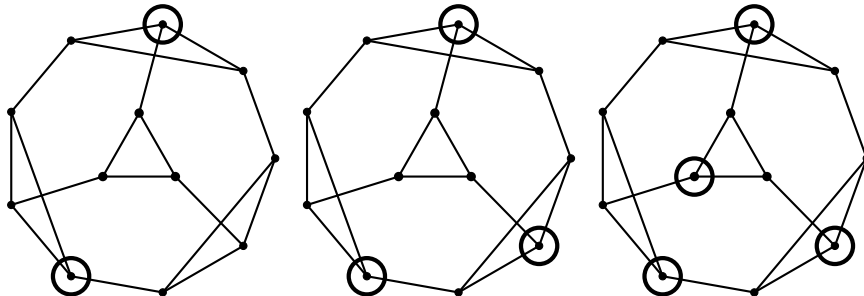


FIGURE 2. The first k (here $k = 2, 3, 4$) elements of the sequence are nearly as evenly distributed as any set of k vertices could be.

Historically, the question has lead to remarkable connections to other fields of mathematics such as Number Theory, Harmonic Analysis and even Probability Theory (we will discuss several of these connections in §2). We will now state one informal version of the main problem before stating an precise version further below.

Main Problem (informal version). Given a finite graph $G = (V, E)$, how would one select a sequence of vertices that are *uniformly good*? In what metric would one measure the ‘goodness’ of such a sequence?

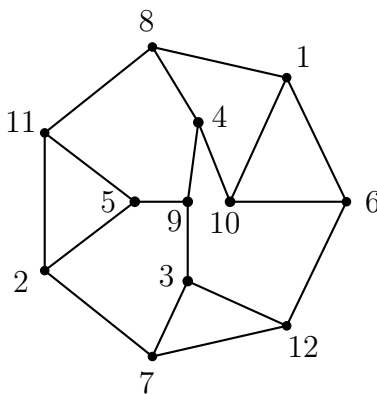


FIGURE 3. The Frucht Graph and the enumeration obtained by the algorithm when starting with $x_1 = 1$.

Fig. 2 contains a simple such example: taking the Truncated Tetrahedral Graph, in which order should one select the vertices so as to obtain a sequence that is uniformly evenly distributed? Even without making the notion of quality precise, we can get some intuition from this simple example. The enumeration of the vertices was automatically generated by the algorithm discussed below.

1.2. Wasserstein Distance. Wasserstein Distance is a notion of distance on probability distributions introduced by Wasserstein in 1969 [42]. Its simplest instance is $W_1(\mu, \nu)$, also known as Earth Mover Distance, which is defined as the minimal amount of cost required to transport one distribution μ to match another distribution ν – here, cost is defined as mass \times distance: transporting ε units of L^1 –mass over a distance of δ has a cost of $\varepsilon\delta$.

The notion of Wasserstein distance can be immediately applied to finite graphs: we will work only in the simple case of unweighted graphs where all edges have the same weight and the distance between two vertices is given as the length of the shortest path connecting them; extensions to the weighted case are conceivable. In short, transporting ε L^1 –mass over a single edge has a W_1 cost of ε .

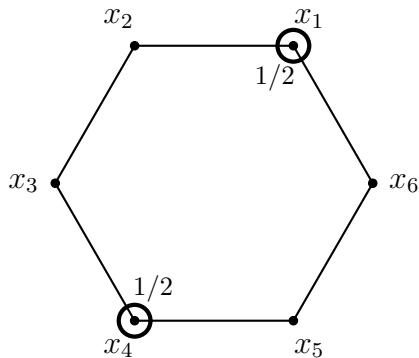


FIGURE 4. $W_1\left(\frac{1}{2}(\delta_{x_1} + \delta_{x_2}), dx\right) = \frac{2}{3}$: We can transport $1/6$ units of mass from x_1 to each of x_2 and x_6 , and similarly with x_4 to x_3 and x_5 , incurring a total cost of $4 \times \frac{1}{6}$.

More formally, on an abstract metric space X equipped with a metric d , we define

$$W_p(\mu, \nu) = \left(\inf_{\gamma \in \Gamma(\mu, \nu)} \int_{X \times X} d(x, y)^p d\gamma(x, y) \right)^{1/p},$$

where $\Gamma(\mu, \nu)$ denotes the collection of all measures on $X \times X$ with marginals μ and ν , respectively (also called the set of all couplings of μ and ν). We will, throughout this paper, work exclusively with the Earth Mover Distance W_1 (although extensions to more general W_p are certainly conceivable). The special case $p = 1$ on the real line is particularly nice: by Monge-Kantorovich duality (see e.g. [43])

$$W_1(\mu, \nu) = \sup \left\{ \int_{\mathbb{R}} f d\mu - \int_{\mathbb{R}} f d\nu : f \text{ is 1-Lipschitz} \right\}.$$

One natural way of making the question precise is thus as follows.

Main Problem (formal version). Given a finite graph $G = (V, E)$, how would one select a sequence of vertices such that

$$W_1 \left(\frac{1}{k} \sum_{j=1}^k \delta_{x_j}, dx \right) \text{ is small for all } k,$$

where dx is normalized counting measure having weight $|V|^{-1}$ on each vertex of G .

How small one could expect this quantity to be will depend on the particular geometry of the graph. If $M = \mathbb{T}^d$ is the d -dimensional torus, then it is a basic exercise to show that

$$W_1 \left(\frac{1}{n} \sum_{j=1}^n \delta_{x_j}, dx \right) \geq c_d n^{-1/d}$$

for all sets of points $\{x_1, \dots, x_n\} \subset \mathbb{T}^d$. This clearly shows that the geometry (here: the dimension d) plays a role in what we can expect. We also emphasize that it is almost surely the case that our main question (as asked in §1.1) is of interest also for many other ways of making the notion of distribution quantitative and Wasserstein distance may be one of many (though certainly a rather canonical one).

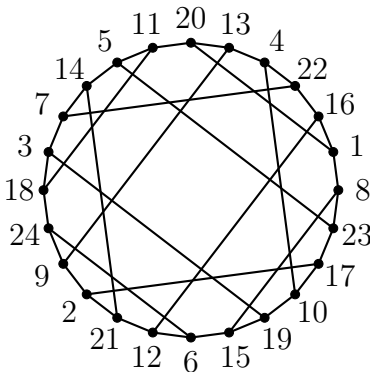


FIGURE 5. The Nauru Graph on 24 vertices: algorithm starting at 1.

We conclude our short introduction to Wasserstein distance by mentioning that Monge-Kantorovich duality, mentioned above, has a natural analogue on graphs.

Proposition (Kantorovich-Rubinstein). *Let $G = (V, E)$ be a finite, simple graph, let $f : V \rightarrow \mathbb{R}$ and let $W \subset V$ be a subset of vertices. Then*

$$\left| \frac{1}{|V|} \sum_{x \in V} f(x) - \frac{1}{|W|} \sum_{x \in W} f(x) \right| \leq W_1 \left(\frac{1}{|W|} \sum_{x \in W} \delta_x, dx \right) \max_{x_i \sim x_j} |f(x_i) - f(x_j)|.$$

This shows that our notion of uniform distribution of a subset of vertices has a natural connection to the question of sampling on graphs (i.e. reconstructing the average value of a ‘smooth’ function by sampling in a subset of the vertices). The theory of sampling on graphs is in its infancy but rapidly developing, we refer to [19, 23, 30, 31, 37].

2. THE ALGORITHM

2.1. Setup. We recall that for a finite graph $G = (V, E)$, we can define the adjacency matrix

$$A = (a_{ij})_{i,j=1}^{|V|} \quad \text{where} \quad a_{ij} = \begin{cases} 1 & \text{if } x_i \sim_E x_j \\ 0 & \text{otherwise} \end{cases}$$

as well as the degree matrix

$$D = (d_{ij})_{i,j=1}^{|V|} \quad \text{where} \quad d_{ij} = \begin{cases} \deg(x_i) & \text{if } i = j \\ 0 & \text{otherwise.} \end{cases}$$

With these definitions, we can define a notion of a Laplacian via

$$L = -\Delta = \text{Id} - AD^{-1}.$$

This matrix has eigenvalues in $[0, 2]$. The induced ordering of eigenvectors is analogous to the continuous case: small eigenvalue means slow oscillation frequency and the oscillation increases with the eigenvalue—the larger the eigenvalue, the more oscillation there is. Of course, multiplying a vector by a matrix can be interpreted as applying an operator to a function, since vectors indexed by vertices are simply functions $V \rightarrow \mathbb{R}$. We refer to [10, 17] for a good introduction to these notions and many references.

Note that AD^{-1} on its own is a diffusion operator: each vertex splits its mass uniformly among its neighbors, and hence mass is preserved, which means that L 's image has no net mass (and is orthogonal to the constant vector, or mean 0). If we instead applied the transpose $D^{-1}A$, this would correspond to each vertex *taking* an equal portion of each of its neighbors masses, which, in general, is not mass-preserving. If G is regular (each vertex has equal degree), these two notions coincide. In this paper, all graphs will be assumed regular, meaning D is a scalar matrix, L is symmetric, ϕ_1 is constant with eigenvalue 0, and the eigenvectors are pairwise orthogonal. In particular, L is diagonalizable, so we can also take arbitrary powers and define the fractional Laplacian $(-\Delta)^\alpha$ for $\alpha > 0$. Setting $n = |V|$,

$$(-\Delta)^\alpha v = \sum_{i=1}^n \langle v, \phi_i \rangle \lambda_i^\alpha \phi_i.$$

To define $(-\Delta)^{-\alpha}$, we need to adjust this definition slightly: since $\lambda_1 = 0$, we first shift v down by its mean to avoid dividing by 0. (In other words, we simply ignore the component of v in the direction of the constant eigenvector ϕ_1 .) That is,

$$(-\Delta)^{-\alpha} v = \sum_{i=2}^n \langle v, \phi_i \rangle \lambda_i^{-\alpha} \phi_i.$$

Since we assume G is connected, there is only one instance of the trivial eigenvalue.

2.2. Description of the Algorithm. We present an algorithm, parametrized by $0 < \alpha < 1$, for greedily picking well-distributed vertices x_k on graphs. First, x_1 is chosen arbitrarily. Then, vertices are picked recursively according to the following:

$$x_{k+1} = \arg \min_x \left((-\Delta)^{-\alpha} \sum_{j=1}^k \delta_{x_j} \right) (x),$$

breaking ties arbitrarily (Figures 2, 3, 5, and 9-11 display applications of this algorithm to various graphs). If we write out the algorithm explicitly in terms of the spectrum of the Laplacian operator $-\Delta = \text{Id} - AD^{-1}$, it becomes

$$x_{k+1} = \arg \min_x \sum_{i=2}^n \sum_{j=1}^k \frac{\phi_i(x_j)}{\lambda_i^\alpha} \phi_i(x),$$

where the ϕ_i are normalized with $\|\phi_i\|_{L^2} = 1$, and we skip the constant eigenvector ϕ_1 since it has eigenvalue 0 (note that this choice, while seemingly arbitrary, has no impact on the algorithm as any contribution from the constant vector can be ignored when computing arg min—the algorithm is independent of choice of right inverse of the Laplacian). That is, we add up the projections of the indicator vector of the current vertex set, $\sum_{j=1}^k \delta_{x_j}$, onto each eigenvector, scaling down by the α power of the respective eigenvalue.

Consider the case of a cycle graph. If the number of vertices is sufficiently large, this is well approximated by a torus. Setting $\alpha = 1/2$ and identifying the torus with $[0, 2\pi)/\sim$, we have a very simple explicit formula for the inverse Laplacian of a point mass:

$$(-\Delta)^{-1/2}(\delta_{x_k}) = -\frac{1}{\pi} \ln |2 \sin((x - x_k)/2)|.$$

Note that the expression inside the logarithm is precisely the euclidean distance between the points at angles x_i and x on the unit circle (i.e., $|e^{2\pi i x} - e^{2\pi i x_k}|$). Thus, the algorithm is simply maximizing the product of distances between points on the circle, by setting

$$x_{k+1} = \arg \min_x \left(-\frac{1}{\pi} \sum_{j=1}^k \ln |2 \sin((x - x_j)/2)| \right).$$

The arising sequence appears to behave on par with provably optimally regular sequences, and Steinerberger recently proved strong results on the regularity of such a sequence in [40], using techniques which are specific to this setting and unlikely to generalize to other graphs. (We explore this example in more detail in §3.4.) Nonetheless, these remarkable results on the torus and cycle graph give us good reason to believe that the algorithm works well on graphs more generally.

2.3. A Theoretical Guarantee. We can prove a theoretical guarantee, for any finite regular graph G , that these greedily selected points do exhibit at least a certain degree of regularity.

Theorem 1. *Let x_j be selected as above, and let*

$$\mu_k = \frac{1}{k} \sum_{j=1}^k \delta_{x_j}.$$

Then, for all $1 \leq k \leq n$,

$$\sum_{i=2}^n \frac{|\langle \mu_k, \phi_i \rangle|^2}{\lambda_i^{2\alpha}} \leq \left(\max_{j \leq k} \|(-\Delta)^{-2\alpha}(\delta_{x_j})\|_{L^2}^2 \right) k^{-1}.$$

Remark. We have several remarks.

- Observe for the sake of comparison that

$$\sum_{i=2}^n |\langle \mu_k, \phi_i \rangle|^2 = \|\mu_k\|_{L^2}^2 - |\langle \mu_k, \phi_1 \rangle|^2 = \frac{1}{k} - \frac{1}{n}.$$

Thus, it is natural that the bound in the theorem should be $\sim k^{-1}$. However, λ_i (and thus $\lambda_i^{2\alpha}$ even more so) may be arbitrarily close to 0, scaling up the terms in the sum substantially. The only way to prevent this is for μ_m to be almost orthogonal to low-frequency eigenfunctions (which is cf. Erdős-Turán [15, 16] a natural way of defining regularity, as it means that μ_k is concentrated at high frequencies).

- Note that

$$\max_{j \leq k} \|(-\Delta)^{-2\alpha}(\delta_{x_j})\|_{L^2}^2 \leq \max_x \|(-\Delta)^{-2\alpha}(\delta_x)\|_{L^2}^2.$$

The term on the right side is an interesting quantity in itself, and there may be good bounds for it in terms of the geometry of the graph. As can be seen from the expansion into eigenfunctions, this quantity measures, implicitly, how much low-frequency eigenfunctions concentrate in a particular vertex. In vertex-transitive graphs like cycle graphs and torus grid graphs we see that the quantity is actually independent of the vertex x .

3. SPECTRAL BOUNDS ON TRANSPORT DISTANCES

3.1. Motivation. The motivation behind the algorithm is two-fold:

- (1) The greedy algorithm tries to minimize a Sobolev norm

$$\left\| \frac{1}{k} \sum_{j=1}^k \delta_{x_j} \right\|_{\dot{H}^{-1}}.$$

- (2) A recent result of R. Peyré [28] shows that, in the continuous setting,

$$W_2(\mu, dx) \lesssim \|\mu\|_{\dot{H}^{-1}}.$$

The purpose of this section is to establish a connection between problems of optimal transport and spectral properties of the Laplacian. This is known to hold in the continuous case, we recall the following bound:

Theorem (Carroll, Massaneda, Ortega-Cerda [8]). *Let (M, g) be a compact Riemannian manifold and $\partial M = \emptyset$. If $-\Delta_g \phi = \lambda \phi$ on M , then*

$$W_1(\phi_\lambda^+ dx, \phi_\lambda^- dx) \lesssim_{(M, g)} \frac{1}{\sqrt{\lambda}} \|\phi\|_{L^1(M)}.$$

This inequality is sharp. We recall the basic intuition that a Laplacian eigenfunction may, at scale $\lambda^{-1/2}$ (the wavelength), be understood as a random wave. This suggests that one has to move mass at least a distance comparable to the wavelength and examples on the torus \mathbb{T}^d or the sphere \mathbb{S}^d show that this is indeed the case.

3.2. Spectral Bounds on Transport. The purpose of this section is to show that a variation of this result exists on finite graphs; we will prove this for the Earth Mover Distance $p = 1$.

Theorem 2. *Let $L = \text{Id} - AD^{-1}$ and let $L\phi_k = \lambda_k\phi_k$. Then $0 \leq \lambda_k \leq 2$ and*

$$W_1(\phi_k^+, \phi_k^-) \leq \frac{1}{1 - |1 - \lambda_k|} \|\phi_k\|_{\ell^1}.$$

Note that, since $\phi = \phi_k^+ - \phi_k^-$ has mean 0, the measures ϕ_k^+ and ϕ_k^- have the same mass, and thus one can be transported to the other. When we consider the asymptotic behavior of $W_1(\phi_k, 0)$ on cycle graphs of increasing size, we see that this bound is a natural analog of Peyré's result [28] to graphs—it scales sharply with respect to $\dot{H}^{-1}(\phi_k)$ (see §3.4). We observe that this bound degenerates if $|\lambda_k - 1|$ is close to 1 and this a consequence of the proof. We also note that we always have the trivial transport inequality

$$W_1(\phi_k^+, \phi_k^-) \leq \text{diam}(G) \|\phi_k^+\|_{\ell^1} = \frac{\text{diam}(G)}{2} \|\phi_k\|_{\ell^1},$$

and thus the bound in the theorem is preferable to the trivial bound only when

$$|1 - \lambda_k| < 1 - \frac{2}{\text{diam}(G)}.$$

In many of the interesting cases for applications (graphs with good mixing properties), we can expect a spectral gap that quantitatively bounds $|\lambda_2 - 1| < 1$.

3.3. Applying the Theorem to obtain Transport Bounds. For an arbitrary distribution μ , we may use this bound to measure the Wasserstein distance to the uniform distribution on a graph with n vertices. The observation above motivates splitting μ into mid-range and extreme-frequency components,

$$\bar{\mu} = \sum_{|1 - \lambda_k| < 1 - 2/\text{diam}(G)} \langle \mu, \phi_k \rangle \phi_k$$

and

$$\underline{\mu} = \sum_{|1 - \lambda_k| \geq 1 - 2/\text{diam}(G)} \langle \mu, \phi_k \rangle \phi_k.$$

We then transport $\bar{\mu}$ by propagating infinitely, and bound $\underline{\mu}$ with a diameter bound:

$$\begin{aligned} W_1(\mu, dx) &\leq W_1(\bar{\mu}, 0) + W_1(\underline{\mu}, dx) \\ &\leq \sum_{i=0}^{\infty} \|A^i D^{-i} \bar{\mu}\|_{\ell^1} + \frac{\text{diam}(G)}{2} \|\underline{\mu} - dx\|_{\ell^1} \end{aligned}$$

While the above spectral bound is not guaranteed to be smaller than the diameter bound, empirical evidence suggests that it is in general a stronger bound, particularly for graphs with large diameter. We can test the quality of this bound by using linear programming [27] to compute exact Wasserstein distances on graphs. In §4, we display the results of doing so with

$$\mu = \frac{1}{k} \sum_{j=1}^k \delta_{x_j}$$

using the algorithm to pick the x_j :

$$x_{k+1} = \arg \min \left((-\Delta)^{-1/2} \sum_{j=1}^k \delta_{x_j} \right) (x),$$

compared against picking vertices x_k uniformly at random (without repetition) and averaging over 1000 Wasserstein distances obtained in this manner. This approach yields promising computational results across a number of large graphs.

3.4. A Case Study: Cycle Graphs. In this subsection, we will look carefully at the behavior of the cycle graphs C_n in the context of the above result. We recall the eigenvectors of C_n are

$$\phi_k(x) = (n/2)^{-1/2} \cos \left(\frac{2\pi kx}{n} \right)$$

and

$$\phi_{n-k}(x) = (n/2)^{-1/2} \sin \left(\frac{2\pi kx}{n} \right),$$

for $0 < k < n/2$, with $\phi_0 = n^{-1/2}$ and, if n is even, $\phi_{n/2} = n^{-1/2}(-1)^x$ and eigenvalues

$$\lambda_k = 1 - \cos \left(\frac{2\pi k}{n} \right).$$

Note that ϕ_0 is the constant eigenvector here and, since cosine is even, $\lambda_k = \lambda_{n-k}$ for all $k \neq 0$. We have elected to use the real eigenvectors in order to apply our arguments, though it is worth noting that we can change basis for the dimension 2 eigenspaces and simply write

$$\phi_k(x) = n^{-1/2} \exp \left(\frac{2\pi i kx}{n} \right),$$

where $0 \leq k < n$ with all λ_k the same as above. Then,

$$\frac{1}{1 - |1 - \lambda_k|} = \frac{1}{1 - \cos \left(\frac{2\pi k}{n} \right)} \approx 2 \left(\frac{n}{2\pi k} \right)^2$$

for small k , by Taylor expansion. Further,

$$\|\phi_k\|_{\ell^1} \approx \|\phi_{n-k}\|_{\ell^1} \approx (n/2)^{-1/2} \int_0^n \left| \cos \left(\frac{2\pi kx}{n} \right) \right| dx = \frac{\sqrt{8n}}{\pi}.$$

On the other hand, $W_1(\phi_k^+, \phi_k^-) \approx W_1(\phi_{n-k}^+, \phi_{n-k}^-)$ can be approximated by the continuous analog, where it is clear from symmetry that the optimal way to transport the sine wave is sending all mass to the nearest zero, where the positive and negative mass will cancel. This endures a cost of

$$(n/2)^{-1/2} 4k \int_0^{n/4k} x \sin \left(\frac{2\pi kx}{n} \right) dx = (n/2)^{-1/2} 4k \left(\frac{n}{2\pi k} \right)^2,$$

integrating by parts. Putting it all together, this yields

$$W_1(\phi_k^+, \phi_k^-) \approx \frac{\pi k}{n} \cdot \frac{1}{1 - |1 - \lambda_k|} \|\phi_k\|_{\ell^1}.$$

We may let $k \leq n/100$ so that k is small enough for the Taylor expansion to be good, but nonetheless on the order of n : then we see the bound in Theorem 2 is

sharp up to constants. Observe that when we apply the fractional inverse Laplacian $(-\Delta)^{-1/2}$ to the point mass δ_0 , we get

$$\begin{aligned} (-\Delta)^{-1/2}(\delta_0) &= \sum_{k=1}^{n-1} \frac{\phi_k(0)}{\lambda_k^{1/2}} \phi_k = \sum_{k=1}^{n-1} \frac{1}{\left(1 - \cos\left(\frac{2\pi k}{n}\right)\right)^{1/2} n} \exp\left(\frac{2\pi i k x}{n}\right) \\ &= 2 \sum_{k=1}^{\lfloor n/2 \rfloor} \frac{1}{\left(1 - \cos\left(\frac{2\pi k}{n}\right)\right)^{1/2} n} \cos\left(\frac{2\pi k x}{n}\right) \\ &\approx \frac{\sqrt{2}}{\pi} \sum_{k=1}^{\lfloor n/2 \rfloor} \frac{1}{k} \cos\left(\frac{2\pi k x}{n}\right), \end{aligned}$$

for all odd n , again approximating with Taylor expansion. (If n is even, we'll get an extra $(-1)^x/n\sqrt{2}$ term corresponding to $\phi_{n/2}$, but this will vanish in the limit we're about to take.) Rescaling with $x = n\theta/2\pi$, we have

$$\frac{\sqrt{2}}{\pi} \sum_{k=1}^{\lfloor n/2 \rfloor} \frac{1}{k} \cos(k\theta).$$

Fixing θ and letting $n \rightarrow \infty$, this is simply the Fourier series for

$$-\frac{1}{\pi} \ln |2 \sin(\theta/2)|.$$

Taking this limit and rescaling really is just transitioning us to the continuous setting: the eigenfunctions of the Laplacian on the unit circle \mathbb{S}^1 identified with $[0, 2\pi)/\sim$ are $(2\pi)^{-1/2} \exp(ikx)$, with eigenvalue k^2 , for $k \in \mathbb{Z}$. So the fractional inverse Laplacian $(-\Delta)^{-1/2}$ of a point mass on the circle is

$$\begin{aligned} (-\Delta)^{-1/2}(\delta_0) &= \sum_{k \neq 0} \frac{\phi_k(0)}{\lambda_k^{1/2}} \phi_k \\ &= \sum_{k \neq 0} \frac{1}{2\pi|k|} \exp(ikx) \\ &= \frac{1}{\pi} \sum_{k=1}^{\infty} \frac{1}{k} \cos(kx) \\ &= -\frac{1}{\pi} \ln |2 \sin(x/2)|, \end{aligned}$$

precisely our function in the discrete case (up to the $\sqrt{2}$ constant, an artifact of a slight shift in definitions between the Laplacians in the different settings).

In Figure 6 we plot the output of the algorithm on a point mass in both the discrete and continuous settings, scaling the latter by $\sqrt{2}$. The curves are fully overlapping, and cannot be distinguished (this holds even for *very* small values of n). It is worth recalling the recent theorem of Pausinger, which proves that this algorithm belongs to a large class which produce the van der Corput sequence on the torus (and thus achieve optimal discrepancy, up to constants) [26]. Further, Steinerberger's recent result [40] indicates that this algorithm performs *extremely* well on the torus, and by extension large cycle graphs, and that the sequence of points rapidly becomes very uniformly distributed.

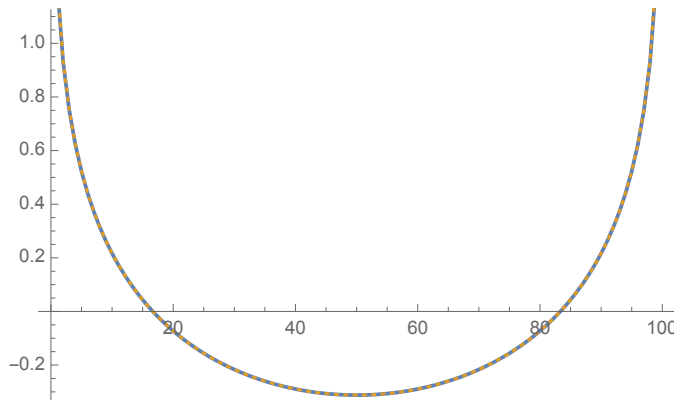


FIGURE 6. The fractional Laplacian $(-\Delta)^{-1/2}(\delta_0)$ on C_{100} (thick line) compared with $\sqrt{2}(-\Delta)^{-1/2}(\delta_0)$ on \mathbb{S}^1 (dotted line).

3.5. A Case Study: Torus Grid Graphs. In this subsection, we examine another class of graphs: torus grid graphs. The $m \times n$ torus grid graph $T_{m,n}$ is the Cartesian product of C_m and C_n , so we can apply many of our computations from the previous subsection here. In particular, the eigenvectors for $T_{m,n}$ are the Kronecker products of pairs of eigenvectors (ϕ_j, ϕ_k) from C_m and C_n , respectively, with corresponding eigenvalues

$$\begin{aligned} \lambda_{j,k} &= \frac{\lambda_j + \lambda_k}{2} \\ &= 1 - \frac{1}{2} \left(\cos\left(\frac{2\pi j}{m}\right) + \cos\left(\frac{2\pi k}{n}\right) \right). \end{aligned}$$

(The factor of $1/2$ appears because cycle graphs are 2-regular while torus grid graphs are 4-regular.) Then we have

$$\begin{aligned} \frac{1}{1 - |1 - \lambda_{j,k}|} &= \frac{1}{1 - \frac{1}{2} \left(\cos\left(\frac{2\pi j}{m}\right) + \cos\left(\frac{2\pi k}{n}\right) \right)} \\ &\approx \frac{4}{\left(\frac{2\pi j}{m}\right)^2 + \left(\frac{2\pi k}{n}\right)^2} \end{aligned}$$

for small j, k , by Taylor expansion. Further,

$$\|\phi_{j,k}\|_{\ell^1} = \|\phi_j\|_{\ell^1} \|\phi_k\|_{\ell^1} \approx \frac{8\sqrt{nm}}{\pi^2}.$$

To find $W_1(\phi_{j,k}^+, \phi_{j,k}^-)$, note that the support of $\phi_{j,k}^+$ consists of checkerboarded rectangles, and the most efficient way to transport the positive mass to the negative mass will be along the higher frequency direction—that is, horizontally if $m/j < n/k$, and vertically otherwise. Without loss of generality, let us suppose we are in the

former case. Then this incurs a cost of

$$\begin{aligned} \sum_{i=0}^{n-1} |\phi_k(i)| W_1(\phi_j^+, \phi_j^-) &= \|\phi_k\|_{\ell^1} W_1(\phi_j^+, \phi_j^-) \\ &\approx \frac{\sqrt{8n}}{\pi} \cdot (m/2)^{-1/2} 4j \left(\frac{m}{2\pi j} \right)^2. \end{aligned}$$

Applying our assumption that $m/j < n/k$ to our earlier estimate, we see

$$\begin{aligned} \frac{1}{1 - |1 - \lambda_{j,k}|} &\approx \frac{4}{\left(\frac{2\pi j}{m}\right)^2 + \left(\frac{2\pi k}{n}\right)^2} \\ &\leq \frac{4}{\left(\frac{2\pi k}{n}\right)^2 + \left(\frac{2\pi k}{n}\right)^2} \\ &= 2 \left(\frac{n}{2\pi k} \right)^2. \end{aligned}$$

Putting it all together,

$$\begin{aligned} \frac{\sqrt{8n}}{\pi} (m/2)^{-1/2} 4j \left(\frac{m}{2\pi j} \right)^2 &\approx W_1(\phi_{j,k}^+, \phi_{j,k}^-) \\ &\leq \frac{1}{1 - |1 - \lambda_{j,k}|} \|\phi_{j,k}\|_{\ell^1} \\ &\leq 2 \left(\frac{n}{2\pi k} \right)^2 \cdot \frac{8\sqrt{nm}}{\pi^2}, \end{aligned}$$

and thus our bound is off by (at most) a factor of $\pi k^2 m (n^2 j)^{-1}$. Note that when $k/n = j/m$ (i.e., when the horizontal and vertical components of $\phi_{j,k}$ have the same frequency), this simplifies to $\pi k/n$, precisely our result on cycle graphs.

4. NUMERICS

Below we provide numerics on a variety of graphs demonstrating the performance of the algorithm and the bound from Theorem 2. In particular, we compare the performance of vertices selected according to our algorithm against that of randomly selected vertices. The differences between our vertex sequences and random vertex sequences may seem marginal, but this is partly due to the fact that

- Random vertices are actually fairly good (cf. Monte-Carlo methods) and
- the diameter of some of these graphs is quite small. For instance, the Truncated Tetrahedral graph, with diameter 3, only has 12 vertices, so we will hardly be able to distinguish the performance of the algorithm from random on such a small set—it is impressive that we see a difference at all. We see that for the Faulkner-Younger Graph and the Level 2 Menger Sponge the difference becomes significantly more drastic.

In all the tables in this section, x_j were computed for j up to 10, directly using the recursive definition for the algorithm ($\alpha = .5$) given in Section 2, and the exact Wasserstein distances

$$W_1 \left(\frac{1}{k} \sum_{j=1}^k \delta_{x_j}, dx \right)$$

were subsequently computed using the dual linear program in [27] in the “Algorithm’s vertices” column. In the “Randomly selected vertices” column, 1000

Number of vertices	Algorithm's vertices	Randomly selected vertices (averaged)
1	12.00	9.98
3	6.36	6.71
5	4.68	5.57
10	3.12	4.26
15	2.78	3.61
20	2.36	3.21
25	2.02	2.91
30	1.88	2.68

TABLE 1. $W_1(\mu, dx)$ for the Connectivity Graph of a Level 2 Menger Sponge

uniformly randomly selected sets of k vertices were taken, and the corresponding Wasserstein distances were averaged to obtain a value.

4.1. Connectivity Graph of Level 2 Menger Sponge. The Level 2 Menger sponge is the object obtained beginning with a cube and drilling out the middle square of each face (viewed as a three by three grid of squares), and then iterating this process one more time on the smaller cubes (see Figure 7). We can then generate a connectivity graph of the remaining 400 smaller cubes (each one ninth the side length of the original cube). In Figure 8, we see that, on the Level 2 Menger Sponge Connectivity Graph, the Theorem 2 bound is tightest for mid-range eigenvalues. This is to be expected, due to the blow-up of the $1/(1 - |1 - \lambda|)$ term at the extremes, where a diameter bound is tighter (see §3.2). But we see here that, even for very small eigenvalues, the bound is fairly tight. (While this graph is not regular, $W_1(\phi^+, \phi^-)$ is still well-defined for eigenvectors with non-zero eigenvalue, since the image of $L = I - AD^{-1}$ is orthogonal to the constant vector, and thus mean 0, and the argument of the theorem still applies.)




FIGURE 7. The Menger Sponge, whose 400 cubes form the vertices of a connectivity graph.

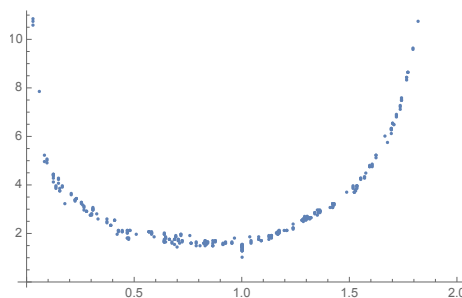


FIGURE 8. The tightness of the bound in Theorem 2, applied to the eigenfunctions of the Level 2 Menger Sponge Connectivity Graph (computed as a quotient of the right and left sides).

4.2. Truncated Tetrahedral Graph. The Truncated Tetrahedral Graph is a 3-regular, vertex-transitive graph on 12 vertices. It is the 1-skeleton of the Archimedean solid formed by truncating each vertex of a tetrahedron.

Number of vertices	Algorithm's vertices	Randomly selected vertices (averaged)
1	1.92	1.92
2	1.17	1.35
3	0.83	1.01
4	0.67	0.84
5	0.58	0.72
6	0.50	0.58
7	0.42	0.52
8	0.33	0.43
9	0.28	0.34
10	0.23	0.27

TABLE 2. $W_1(\mu, dx)$ for the Truncated Tetrahedral Graph

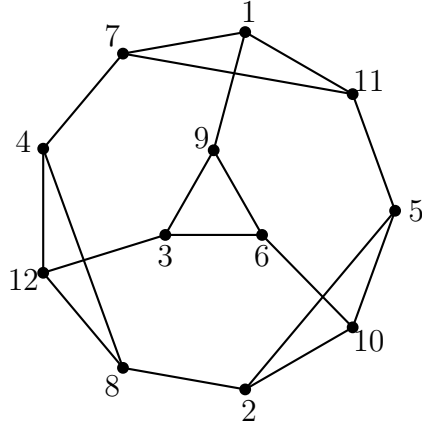


FIGURE 9. The sequence of vertices picked by the algorithm on the Truncated Tetrahedral Graph.

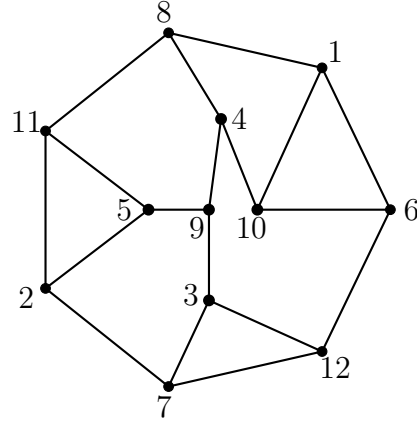


FIGURE 10. The sequence of vertices picked by the algorithm on the Frucht Graph.

4.3. Frucht Graph. The Frucht Graph is a 3-regular graph on 12 vertices, notable for having trivial automorphism group despite being degree-regular.

Number of vertices	Algorithm's vertices	Randomly selected vertices (averaged)
1	2.00	1.93
2	1.17	1.34
3	0.83	1.04
4	0.67	0.85
5	0.60	0.73
6	0.50	0.59
7	0.42	0.52
8	0.33	0.43
9	0.28	0.35
10	0.23	0.27

TABLE 3. $W_1(\mu, dx)$ for the Frucht Graph

4.4. **Faulkner-Younger Graph.** The Faulkner-Younger Graph on 44 vertices is a 3-regular non-hamiltonian graph (that is, there is no path along its edges that traverses every vertex exactly once).

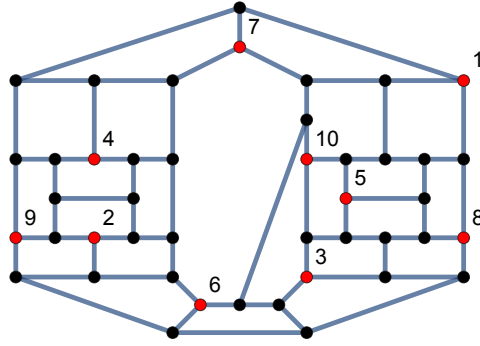


FIGURE 11. The first ten vertices picked by the algorithm on the Faulkner-Younger Graph.

Number of vertices	Algorithm's vertices	Randomly selected vertices (averaged)
1	3.73	4.18
2	2.70	3.08
3	2.00	2.57
4	1.77	2.24
5	1.50	2.01
6	1.33	1.83
7	1.23	1.68
8	1.17	1.56
9	1.05	1.46
10	0.99	1.37

TABLE 4. $W_1(\mu, dx)$ for the Faulkner-Younger Graph

5. PROOFS

5.1. Proof of Proposition.

Proof. This follows immediately from the dual linear program for W_1 [27]. In fact, $W_1(\mu_1, \mu_2)$ is precisely the maximum value over all (non-constant) $f : V \rightarrow \mathbb{R}$ of

$$\left| \sum_{x \in V} f(x)(\mu_1(x) - \mu_2(x)) \right| \left[\max_{x_i \sim x_j} |f(x_i) - f(x_j)| \right]^{-1}.$$

Applying this to the special case where $\mu_1 = dx$ and $\mu_2 = \frac{1}{|W|} \sum_{x \in W} \delta_x$, we arrive at the desired result,

$$\left| \frac{1}{|V|} \sum_{x \in V} f(x) - \frac{1}{|W|} \sum_{x \in W} f(x) \right| \leq W_1 \left(\frac{1}{|W|} \sum_{x \in W} \delta_x, dx \right) \max_{x_i \sim x_j} |f(x_i) - f(x_j)|.$$

□

5.2. Proof of Theorem 1.

Proof. Note first that, since the image of $(-\Delta)^{-2\alpha}$ is mean 0 (being spanned by ϕ_i , $i > 1$, and thus orthogonal to the constant ϕ_1), we will always have

$$\min_x \left((-\Delta)^{-2\alpha} \sum_{j=1}^k \delta_{x_j} \right) (x) < 0$$

Observe

$$\begin{aligned} \|(-\Delta)^{-\alpha}(k\mu_k)\|_{L^2}^2 &= \|(-\Delta)^{-\alpha}((k-1)\mu_{k-1})\|_{L^2}^2 + \|(-\Delta)^{-\alpha}(\delta_{x_k})\|_{L^2}^2 \\ &\quad + 2\langle (-\Delta)^{-\alpha}((k-1)\mu_{k-1}), (-\Delta)^{-\alpha}(\delta_{x_k}) \rangle \\ &= \|(-\Delta)^{-\alpha}((k-1)\mu_{k-1})\|_{L^2}^2 + \|(-\Delta)^{-\alpha}(\delta_{x_k})\|_{L^2}^2 \\ &\quad + 2\langle (-\Delta)^{-2\alpha}((k-1)\mu_{k-1}), \delta_{x_k} \rangle, \end{aligned}$$

since $(-\Delta)^{-\alpha}$ is self-adjoint. Rewriting the inner product term,

$$\langle (-\Delta)^{-2\alpha}((k-1)\mu_{k-1}), \delta_{x_k} \rangle = \left((-\Delta)^{-2\alpha} \sum_{j=1}^{k-1} \delta_{x_j} \right) (x_k).$$

But x_k was chosen by the algorithm specifically to minimize that quantity—thus, it is certainly less than the average value of 0, and so

$$\|(-\Delta)^{-\alpha}(k\mu_k)\|_{L^2}^2 \leq \|(-\Delta)^{-\alpha}((k-1)\mu_{k-1})\|_{L^2}^2 + \|(-\Delta)^{-\alpha}(\delta_{x_k})\|_{L^2}^2.$$

Then, by induction, we obtain the desired inequality:

$$\sum_{i=2}^n \frac{|\langle \mu_k, \phi_i \rangle|^2}{\lambda_i^\alpha} = \|(-\Delta)^{-\alpha}(\mu_k)\|_{L^2}^2 \leq \left(\max_{j \leq k} \|(-\Delta)^{-\alpha}(\delta_{x_j})\|_{L^2}^2 \right) k^{-1}.$$

□

5.3. Proof of Theorem 2.

Proof. We recall that AD^{-1} can be interpreted as the propagator of the random walk on the graph $G = (V, E)$. Moreover, we have

$$AD^{-1}\phi_k = (1 - \lambda_k)\phi_k$$

and observe that $|1 - \lambda_k| \leq 1$. We proceed in a similar way as in [38] and interpret diffusion on the graph as one of many ways to transport mass. In particular, we will apply the elementary estimate

$$W_1(AD^{-1}v, v) \leq \|v\|_{\ell^1}$$

to $v = (AD^{-1})^i \phi_k$,

$$W_1((AD^{-1})^{i+1}\phi_k, (AD^{-1})^i\phi_k) \leq \|(AD^{-1})^i\phi_k\|_{\ell^1} = |1 - \lambda_k|^i \|\phi_k\|_{\ell^1}.$$

In particular, we will transport ϕ_k to $(AD^{-1})^\ell \phi_k$. For large ℓ , this measure almost vanishes since

$$(AD^{-1})^\ell \phi_k = (1 - \lambda_k)^\ell \phi_k.$$

We perform this operation until some arbitrary ℓ and then use the trivial bound on the remaining measure. This shows that the total transport can be bounded by

$$\begin{aligned} W_1(\phi_k^+, \phi_k^-) &\leq \frac{|1 - \lambda_k|^\ell \text{diam}(G)}{2} \|\phi_k\|_{\ell^1} + \sum_{i=0}^{\ell-1} |1 - \lambda_k|^i \|\phi_k\|_{\ell^1} \\ &= \left(\frac{|1 - \lambda_k|^\ell \text{diam}(G)}{2} + \frac{1 - |1 - \lambda_k|^\ell}{1 - |1 - \lambda_k|} \right) \|\phi_k\|_{\ell^1} \\ &= \left(|1 - \lambda_k|^\ell \left[\frac{\text{diam}(G)}{2} - \frac{1}{1 - |1 - \lambda_k|} \right] + \frac{1}{1 - |1 - \lambda_k|} \right) \|\phi_k\|_{\ell^1}. \end{aligned}$$

We observe that this bound is monotonic in ℓ , with direction depending on the sign of the bracketed expression. If

$$|1 - \lambda_k| \geq 1 - \frac{2}{\text{diam}(G)},$$

the bound is monotonically increasing and we set $\ell = 0$, recovering the initial diameter bound. If

$$|1 - \lambda_k| < 1 - \frac{2}{\text{diam}(G)},$$

we have a monotonically decreasing bound, and take the limit as $\ell \rightarrow \infty$, yielding the desired bound of

$$\frac{1}{1 - |1 - \lambda_k|} \|\phi_k\|_{\ell^1}.$$

□

6. CONNECTION TO OTHER RESULTS

6.1. Low-discrepancy point sets. A classical problem in the study of *irregularities of distribution* is to construct sequences $(x_n)_{n=1}^\infty$ on the unit interval $[0, 1]$ such that $\{x_1, \dots, x_n\}$ is fairly evenly distributed over the unit interval for all $n \in \mathbb{N}$.

The problem has now been solved completely: it is known, this is a result of Schmidt [36], that for any sequences on $[0, 1]$, there exists infinitely many $n \in \mathbb{N}$ such that

$$\max_{0 \leq x \leq 1} \left| \frac{\#\{1 \leq i \leq n : x_i \leq x\}}{n} - x \right| \geq \frac{1}{100} \frac{\log n}{n}.$$

The quantity on the left-hand side is also known as discrepancy (or extreme discrepancy, L^∞ -discrepancy), we refer to the textbook of Dick & Pillichshammer [13]. Steinerberger recently established [39] that a greedy sequence defined via

$$x_{n+1} = \arg \min \left((-\Delta)^{-1/2} \sum_{k=1}^n \delta_{x_k} \right) (x)$$

satisfies, for all $n \in \mathbb{N}$,

$$\max_{0 \leq x \leq 1} \left| \frac{\#\{1 \leq i \leq n : x_i \leq x\}}{n} - x \right| \lesssim \frac{\log n}{\sqrt{n}},$$

This result is conjectured to be far from optimal, and numerical examples show that the arising sequences seem to be remarkably close to the best possible bound $n^{-1} \log n$ (down to the level of the constant). The argument is somewhat different and uses the Koksma-Hlawka inequality and classical Fourier Analysis. In particular, this result is stronger than what is guaranteed by Theorem 1.

6.2. Greedy minimization. Greedy minimizations such as the one explored in this paper are well-behaved in general. In [7], Steinerberger and the author showed that for any $f : \mathbb{T} \rightarrow \mathbb{R}$ with $\widehat{f}(k) \geq c|k|^{-2}$, the sequence defined by

$$x_n = \arg \min_x \sum_{k=1}^{n-1} f(x - x_k)$$

is well-distributed. Note that this algorithm is summing shifted copies of f and finding the smallest value, essentially “filling in the gaps” in the point set. Independently of initial choice of $\{x_1, \dots, x_k\}$, we have

$$W_2 \left(\frac{1}{n} \sum_{i=1}^n \delta_{x_i}, dx \right) \lesssim \frac{c}{\sqrt{n}}.$$

In higher dimensions, the picture is even nicer: defining an appropriate analogue of the $\widehat{f}(k) \geq c|k|^{-2}$ condition, we find ourselves minimizing the energy of Green’s function-like kernels, and now have

$$W_2 \left(\frac{1}{n} \sum_{i=1}^n \delta_{x_i}, dx \right) \lesssim \frac{1}{n^{1/d}}.$$

The exception is dimension $d = 2$, where the bound weakens to $\sqrt{\log n}/n^{1/2}$. It is unknown if this bound is sharp.

6.3. Leja points. Leja points can be defined, in the utmost level of generality, for any symmetric kernel $k : X \times X \rightarrow \mathbb{R} \cup \{\infty\}$ on a compact Hausdorff space. We remain on smooth compact manifolds M , a natural example for the kernel is

$$k(x, y) = \frac{1}{d_g(x, y)^s} \quad \text{where } d_g(x, y) \text{ is the geodesic distance and } s > 0.$$

We can then define, in an iterative fashion, for a given initial point $x_0 \in M$, a sequence $(x_k)_{k=1}^\infty$, in such a way that

$$\sum_{k=1}^{n-1} k(x_n, x_k) = \inf_{x \in M} \sum_{k=1}^{n-1} k(x, x_k).$$

Put differently, we add a new point x_n in a greedy fashion in such a way that the total energy

$$\sum_{\substack{k, \ell=1 \\ k \neq \ell}}^n k(x_k, x_\ell) \quad \text{is as small as possible.}$$

These sets were introduced by Edrei [14] and intensively studied by Leja [20] after whom they are named. The most commonly used kernel is $k(x, y) = -\log |x - y|$ (such that minimizing the sum is the same as maximizing the product of the distances). Leja points have a number of applications in numerical analysis [3, 5, 12, 33, 34]. Pausinger [26] recently gave a very precise description of Leja sequences on \mathbb{T} for fairly general kernel functions and established a connection to binary digit expansion. For the Riesz kernel $k(x, y) = |x - y|^{-s}$, it is known that Leja sequences are asymptotically uniformly distributed [24].

We are not aware of any study of Leja *vertices* on graphs; while one could take existing kernels, for example $k(x, y) = |x - y|^{-s}$, and consider them on graphs, there is little reason to assume that such vertices will have many special properties: Graphs are simply too flexible. We can summarize the approach in this paper as stating that

there is very good reason to believe (see the Figures in this paper)
that considering $k(x, y)$ to be the Green's function of the inverse
Laplacian leads to well-distributed sets of vertices.

Moreover, we are able to analyze the continuous limit of manifolds and are able to obtain a quantitative bound showing that the bounds are more regularly distributed than simply exhibiting uniform distribution.

6.4. Riesz points. Riesz points refer, at great level of generality, to point sets minimizing energy expressions of the form

$$\sum_{\substack{k, \ell=1 \\ k \neq \ell}}^n \frac{1}{\|x_k - x_\ell\|^s}.$$

The problem was first stated on \mathbb{S}^2 with $s = 1$ by Thomson [41] in 1904 and has since inspired a lot of work, we refer to [4, 11, 18, 35] and references therein. We make a connection with two contributions in particular. The first is due to Beltran, Corral and Criado del Rey [2]: they show that if we consider sets of n points on a compact manifold chosen so that they minimize

$$\sum_{\substack{k, \ell=1 \\ k \neq \ell}}^n G(x_k, x_\ell), \quad \text{where } G \text{ is the Green's function}$$

of the Laplacian on M , then the sequence of measures converges weakly to the uniform measure

$$\frac{1}{n} \sum_{k=1}^n \delta_{x_k} \rightharpoonup dx.$$

This can be considered the static analogue (since one finds the minimal arrangement for all n points) of our problem (keeping the previous $n - 1$ points fixed and then adding the point so as to minimize energy).

The second contribution that we highlight is very recent and due to Marzo & Mas [25]. They studied the specific problem of minimizing the s -Riesz energy

$$E_s = \sum_{\substack{k, \ell=1 \\ k \neq \ell}}^n \frac{1}{\|x_k - x_\ell\|^s} \quad \text{on } \mathbb{S}^d$$

and estimating the spherical cap discrepancy of the minimizing point set: in short, if the points are uniformly distributed, then we would expect the number of points in each spherical cap to be proportional to the volume of the cap; the largest discrepancy is known as spherical cap discrepancy. They use ideas dating back to Wolff: the Riesz energy E_s is comparable to a negative Sobolev norm and, more precisely, for all $f \in L^2(\mathbb{S}^d)$,

$$\|f\|_{H^{(s-d)/2}}^2 \lesssim_{s,d} \int_{\mathbb{S}^d \times \mathbb{S}^d} \frac{f(x)f(y)}{\|x - y\|^s} dx dy \lesssim_{s,d} \|f\|_{H^{(s-d)/2}}^2.$$

This, while not directly related to our approach, is at least philosophically related: we estimate the Wasserstein distance in negative Sobolev spaces and use the underlying L^2 -structure.

REFERENCES

- [1] D. Aronson, Non-negative solutions of linear parabolic equations, *Ann. Sci. Norm. Sup.* 22 (1968), 607–694.
- [2] C. Beltran, N. Corral and J. Criado del Rey, Discrete and Continuous Green Energy on Compact Manifolds, *Journal of Approximation Theory* 237, p.160–185 (2019)
- [3] L. Bialas-Ciez, J.-P. Calvi, Pseudo Leja sequences, *Annali di Matematica* 191: p. 53–75, (2012).
- [4] J. Brauchart, Optimal logarithmic energy points on the unit sphere, *Math. Comp.* 77, 1599–1613, (2008).
- [5] D. Calvetti, L. Reichel, D. Sorensen, An implicitly restarted Lanczos method for large symmetric eigenvalue problems, *Electronic Transactions on Numerical Analysis* 2, p. 1–21, (1994).
- [6] L. Brown, S. Steinerberger, On the Wasserstein Distance between Classical Sequences and the Lebesgue Measure, *Transactions of the American Mathematical Society*.
- [7] L. Brown, S. Steinerberger, Positive-definite Functions, Exponential Sums and the Greedy Algorithm: a curious Phenomenon, *Journal of Complexity*, in press.
- [8] T. Carroll, X. Massaneda, J. Ortega-Cerda, An enhanced uncertainty principle for the Vaserstein distance, *arXiv:2003.03165*
- [9] X. Cheng, G. Mishne and S. Steinerberger, The Geometry of Nodal Sets and Outlier Detection, *Journal of Number Theory*, 185, 48–64 (2018).
- [10] F. Chung, *Spectral Graph Theory*, CBMS Regional Conference Series in Mathematics, American Mathematical Society, 1992.
- [11] B. Dahlberg, Regularity Properties of Riesz Potentials, *Indiana University Mathematics Journal* 28, pp. 257–268 (1979).
- [12] S. De Marchi and G. Elefante, Quasi-Monte Carlo integration on manifolds with mapped low-discrepancy points and greedy minimal Riesz s -energy points, *Applied Numerical Mathematics* 127, p. 110–124, (2018).

- [13] J. Dick and F. Pillichshammer, Digital nets and sequences. Discrepancy theory and quasi-Monte Carlo integration. Cambridge University Press, Cambridge, 2010.
- [14] A. Edrei, Sur les déterminants récurrents et les singularités d'une fonction donnée par son développement de Taylor, *Compositio Mathematica* 7, p. 20–88, (1940).
- [15] P. Erdős and P. Turán, On a problem in the theory of uniform distribution. I. *Nederl. Akad. Wetensch.* 51: 1146–1154, (1948).
- [16] P. Erdős and P. Turán, On a problem in the theory of uniform distribution. II. *Nederl. Akad. Wetensch.* 51: 1262–1269, (1948).
- [17] A. Grigor'yan, Introduction to Analysis on Graphs, University Lecture Series, American Mathematical Society, 2018.
- [18] D. Hardin and E. Saff, Discretizing manifolds via minimum energy points, *Not. Amer. Math. Soc.*, 2004.
- [19] P. Hu and W. C. Lau, A Survey and Taxonomy of Graph Sampling, arXiv:1308.5865
- [20] F. Leja, Sur certaines suites liées aux ensembles plans et leur application 'a la représentation conforme, *Annales Polonici Mathematici* 4, p. 8–13, (1957)
- [21] E. Lieb, On the lowest eigenvalue of the Laplacian for the intersection of two domains. *Invent. Math.* 74 (1983), 441–448.
- [22] J. Lierl and S. Steinerberger, A Local Faber-Krahn inequality and Applications to Schrodinger's Equation, *Comm. PDE*, 43, 66–81 (2018).
- [23] G. Linderman and S. Steinerberger, Numerical Integration on Graphs: where to sample and how to weigh, arXiv:1803.06989
- [24] G. A. López and E. B. Saff, Asymptotics of greedy energy points. *Math. Comp.*, 79(272): 2287–2316, (2010).
- [25] J. Marzo and A. Mas, Discrepancy of Minimal Riesz Energy Points, arXiv:1907.04814
- [26] F. Pausinger, Greedy energy minimization can count in binary: point charges and the van der Corput sequence, arXiv:1905.09641
- [27] G. Peyré and M. Cuturi, Computational optimal transport, arXiv:1803.00567
- [28] R. Peyre, Comparison between W_2 distance and H^1 norm, and Localization of Wasserstein distance, *ESAIM: COCV* 24, p. 1489–1501, 2018.
- [29] G. Pólya and G. Szegő, Isoperimetric Inequalities in Mathematical Physics. *Annals of Mathematics Studies*, no. 27, Princeton University Press, Princeton, N. J., 1951.
- [30] I. Pesenson, Sampling in Paley-Wiener spaces on combinatorial graphs, *Trans. Amer. Math. Soc.*, 360, p. 5603–5627 (2010).
- [31] I. Pesenson and M. Pesenson, Sampling, filtering and sparse approximations on combinatorial graphs, *J. Fourier Anal. Appl.* 16, p. 921–942 (2010)
- [32] M. Rachh and S. Steinerberger, On the location of maxima of solutions of Schrodinger's equation, *Comm. Pure. Appl. Math.*, 71, 1109–1122 (2018).
- [33] L. Reichel, Newton Interpolation at Leja points, *BIT* 30, p. 332–346, 1990.
- [34] L. Reichel, The Application of Leja Points to Richardson Iteration and Polynomial Preconditioning, *Linear Algebra and its Applications*, 154–156, p. 389–414, (1991)
- [35] E. Saff and V. Totik, Logarithmic potentials with external fields, Springer (2013).
- [36] W. M. Schmidt, Irregularities of distribution. VII. *Acta Arith.* 21, p. 45–50 (1972)
- [37] D. Shuman, S. Narang, P. Frossard, A. Ortega and P. Vandergheynst, The emerging field of signal processing on graphs: Extending high-dimensional data analysis to networks and other irregular domains, *IEEE Signal Process. Mag.* 30(3): 83–98 (2013)
- [38] S. Steinerberger, Wasserstein Distance, Fourier Series and Applications, arXiv:1803.08011
- [39] S. Steinerberger, Dynamically Defined Sequences with Small Discrepancy, arXiv:1902.03269
- [40] S. Steinerberger, Polynomials with Zeros on the Unit Circle: Regularity of Leja Sequences, arXiv:2006.10708
- [41] J. J. Thomson, On the Structure of the Atom: an Investigation of the Stability and Periods of Oscillation of a number of Corpuscles arranged at equal intervals around the Circumference of a Circle; with Application of the Results to the Theory of Atomic Structure, *Philosophical Magazine Series* 6, Volume 7, Number 39, pp. 237–265, March 1904.
- [42] L. N. Vaserstein, Markov processes on a countable product space, describing large systems of automata, *Problemy Peredachi Informatsii*, 5, 3 (1969), pp. 64–73.
- [43] C. Villani, Topics in Optimal Transportation, Graduate Studies in Mathematics, American Mathematical Society, 2003.

DEPARTMENT OF MATHEMATICS, YALE UNIVERSITY, NEW HAVEN, CT 06511, USA
E-mail address: `louis.brown@yale.edu`