

Flip Paths Between Lattice Triangulations

William Sims *

Meera Sitharam*,[†]

Abstract

Diagonal flip paths between triangulations have been studied in the combinatorial setting for nearly a century. One application of flip paths to Euclidean distance geometry and Moebius geometry is a recent, simple, constructive proof by Connelly and Gortler of the Koebe-Andreev-Thurston circle packing theorem that relies on the existence of a flip path between any two triangulation graphs. More generally, length and other structural quantities on minimum (length) flip paths are metrics on the space of triangulations. In the geometric setting, finding a minimum flip path between two triangulations is NP-complete. However, for two *lattice* triangulations, used to model electron spin systems, Eppstein and Caputo et al. gave algorithms running in $O(n^2)$ time, where n is the number of points in the point-set. Their algorithms apply to *constrained* flip paths that ensure a set of *constraint* edges are present in every triangulation along the path. We reformulate the problem and provide an algorithm that runs in $O(n^{\frac{3}{2}})$ time. In fact, for a large, natural class of inputs, the bound is tight, i.e., our algorithm runs in time linear in the length of this output flip path. Our results rely on structural elucidation of minimum flip paths. Specifically, for any two lattice triangulations, we use Farey sequences to construct a partially-ordered sets of flips, called a minimum flip *plan*, whose linear-orderings are minimum flip paths between them. To prove this, we characterize a minimum flip plan that starts from an equilateral lattice triangulation - i.e., a lattice triangulation whose edges are all unit-length - and *forces a point-pair to become an edge*. To the best of our knowledge, our results are the first to exploit Farey sequences for elucidating the structure of flip paths between lattice triangulations.

1 Introduction and Motivation

Given a set of points P in \mathbb{R}^2 and a simple, closed polygonal region Ω with vertices in P , a *triangulation* of the point-set $P \cap \Omega$ is an embedding of a graph with vertex set $P \cap \Omega$ and non-intersecting straight-line edges that contain exactly two points in $P \cap \Omega$, including the boundary edges of Ω , such that each face of Ω is a triangle. Note that Ω need not be convex (see also Section 8). See Figure 1 for examples. Throughout this paper we let $S = P \cap \Omega$ and refer to *triangulations of the point-set S* . When S is clear from context, we just refer to triangulations.

Definition 1 (Diagonal Flip and Flip Path). *A diagonal flip (shortened to flip) is an operation transforming one triangulation T into another: for some convex quadrilateral bounded by edges in T whose interior contains a single edge of T , the flip operation replaces this diagonal edge with the other diagonal of the quadrilateral (Figure 1d).*

*CISE Department, University of Florida, partially supported by NSF DMS 1564480, NSF DMS 1563234, and DARPA HR00111720031.

[†]Affiliate in Department of Mathematics

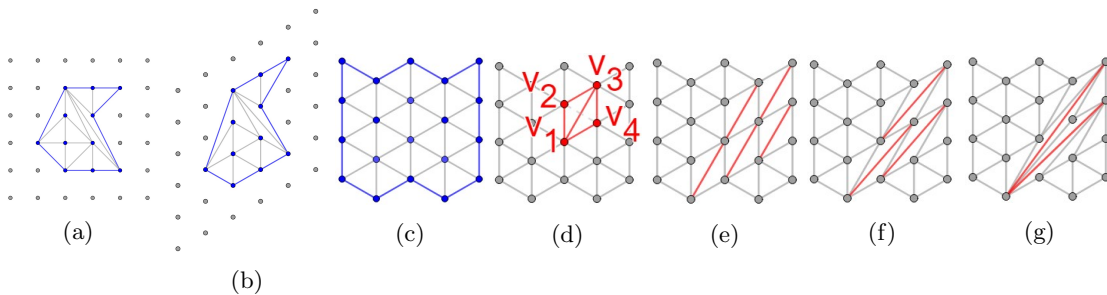


Figure 1: All figures show triangulations of a point-set bounded by simple, closed polygons. (a) is the integer lattice and a lattice triangulation (see below). (b) is an affine transformation of (a), yielding the triangular lattice and the transformed triangulation. (c) - (g) show triangulations along a flip path (Definition 1) between the triangulations in (c) and (g). See Sections 1.1 and 2. (d) shows the first flip along this flip path, performed on the red quadrilateral, which replaces the edge (v_2, v_4) with the edge (v_1, v_3) .

A flip path is a starting triangulation along with a sequence of flips (equivalently, the corresponding sequence of triangulations) ending with a target triangulation (Figures 1c - 1g).

Flip paths between triangulations have been studied in the combinatorial setting for nearly a century. Here, a *triangulation on a surface* is a graph embedded on the surface such that each face is a triangle and any two faces share at most one edge. A *combinatorial flip* is an operation transforming one triangulation on a surface into another: for some 4-cycle of the triangulation that contains a single chord, this operation removes this chord and adds an chord between the other chordal pair of vertices. We say that there exists a *combinatorial flip path* between two triangulations T and T' on a surface if there exists a sequence of combinatorial flips that transforms T into a triangulation on a surface isomorphic to T' .

In the combinatorial setting, Wagner [19] was the first to show that there exists a combinatorial flip path between any two triangulations on the plane, with the same number of vertices. This result was extended to triangulations on the torus by Dewdney [7], the projective plane and Klein bottle by Negami and Watanabe [15], and, for triangulations whose graphs have sufficiently many vertices, closed surfaces in general by Negami [13]. See [14] for a survey on combinatorial flip paths between triangulations on surfaces.

Of interest in distance geometry is a simple, constructive proof of the Koebe-Andreiev-Thurston circle packing theorem given by Connelly and Gortler [5] that relies on the existence of a combinatorial flip path between any two triangulations on the plane.

Returning to our geometric setting in the plane, consider a point-set $S = P \cap \Omega$. Lawson [12] was the first to show that there exists a flip path between any two triangulations of S when the bounding polygon Ω is simple, closed, and convex. Dyn et al. [8] extended this result to the case where Ω is simple and closed, but not necessarily convex. They attribute the result to Edelsbrunner. Osherovich et al. [16] gave alternative proofs of the previous two results using only simple geometric properties of polygons. See [6] for a broad treatment of flip paths between triangulations of a point-set.

Apart from existence results, some work has gone into finding a *minimum flip path* between two triangulations, i.e., a flip path of minimum length. Aichholzer et al. [1] showed that this problem is

NP-hard even for triangulations of a point-set consisting only of the vertices of a simple and closed polygon. Lawson [12] gave an algorithm to find *some* flip path between any two triangulations of a point-set S that contains $O(n^2)$ flips, where $n = |S|$. Hurtado et al. [10] proved that this bound is tight.

We study this problem when the desired flip path is between *lattice triangulations* - i.e. triangulations of a *lattice point-set* $S = L \cap \Omega$, where L is an affine transformation of the integer lattice (Figures 1a and 1b). This special case has only recently been studied, and it turns out to be very different from the general problem. In particular, there are known polynomial-time algorithms to solve this problem.

1.1 Previous Results on Flip Paths Between Lattice Triangulations

Consider a lattice point-set S . Eppstein [9] was the first to give an algorithm to find a minimum flip path between two lattice triangulations of S that runs in $O(n^2)$ time, where $n = |S|$. Their results apply to the more general problem of finding a minimum flip path between two (not necessarily lattice) triangulations of a point-set that contains no empty, strictly convex pentagon and whose bounding polygon is convex. As mentioned in their paper, lattice point-sets bounded by convex polygons have this property.

Shortly after, Caputo et al. [3] gave a different algorithm to find a minimum flip path between two lattice triangulations of S that also runs in $O(n^2)$ time. They were interested in using Markov chains to generate random lattice triangulations, which are used to model electron spin systems. Their algorithm does not require that the bounding polygon be convex. Furthermore, it finds a minimum flip path even when all triangulations along the path must contain a given set of pairs of points in S (point-pairs) as edges. They refer to these point-pairs as *constraints* and to the flip path as being *constrained*. The fact that constrained flip paths always exists between lattice triangulations is not trivial, and is proved in their paper. Caputo et al. [3] also gave an upper-bound on the length of a constrained minimum flip path between lattice triangulations whose point-sets are *rectangular*, i.e. a set $S = \{(x, y) \in \mathbb{Z}^2 : 0 \leq x \leq l \text{ and } 0 \leq y \leq m\}$, where l and m are any positive integers.

Lemma 1 ([3], Lemma 3.7). *The length of a constrained minimum flip path between two lattice triangulations of a rectangular lattice point-set S is $O(n^{\frac{3}{2}})$, where $n = |S|$.*

Another important result given by Caputo et al. [3] is that an edge in a lattice triangulation can be flipped to a shorter edge if and only if it is contained in its unique *minimum parallelogram*. We call this parallelogram the *Farey parallelogram for the edge* (Definition 11), because of its relation to Farey sequences [17], as detailed in Section 3.1. For example, all flips that add red edges in Figures 1d - 1g are performed on the Farey parallelograms for these edges.

One final result proved by both Eppstein [9] and Caputo et al. [3] is that the set of flips in any minimum flip path between two lattice triangulations of S is unique. However, the structure of this set has not been studied. We give algorithms that compute a special partial-order on this set all of whose linear orders are minimum flip paths. In fact, although we do not give the proof here, it is not difficult to show that the converse also holds, i.e., every minimum flip path is consistent with this partial order.

Lastly, although Eppstein [9] and Caputo et al. [3] only work with lattice point-sets $S = L \cap \Omega$ where L is the integer lattice \mathbb{Z}^2 , their results can easily be shown to apply even when L is any

affine transformation of \mathbb{Z}^2 . Additionally, Eppstein's algorithm can be modified to handle non-convex bounding polygons and constraints while achieving the same time complexity.

2 Contributions and Guide to Reading

From hereon, all triangulations are lattice triangulations of a lattice point-set $S = L \cap \Omega$.

Note. Since a lattice point-set is a finite subset of a lattice, much of the geometric, algebraic, and partially-ordered set (poset) structure of lattices does not play a role. However, we judiciously exploit a connection between lattices and Farey sequences [17].

We study the following problem: given two triangulations of a lattice point-set and a set of constraints F (see Section 1.1) that both triangulations contain as edges, find a minimum flip path between these triangulations constrained by F .

To state our main theorems, we require the following two preliminary results from Section 6. First, for any lattice point-set S and any set G of point-pairs in S , there is a unique *minimum* triangulation $MT(S, G)$ of S containing G as edges. Caputo et al. [3] call these *ground state* triangulations and define them as triangulations that minimize the sum of the lengths of their edges. We give an alternative definition (Definition 16) using concepts first studied in this paper and prove that these triangulations are unique (Lemma 14). The second result is the existence of a bijection between triangulations of S and minimum triangulations (Proposition 2). These two results allow us to reformulate the problem above as follows: given a set of constraints F and two sets G and G' of point-pairs in S such that the sets $F \cup G$ and $F \cup G'$ are each contained as edges in some triangulation of S , find a minimum flip path between the minimum triangulations $MT(S, F \cup G)$ and $MT(S, F \cup G')$ constrained by F .

The following main theorems are proved in Section 7.

Theorem 1 (Unique Constrained Minimum Flip Paths). *Consider a lattice point-set S and a set F of constraints in S . Also, let G and G' be sets of point-pairs in S such that the sets $F \cup G$ and $F \cup G'$ are each contained as edges in some triangulation of S . Then, the minimum flip path between the minimum triangulations $MT(S, F \cup G)$ and $MT(S, F \cup G')$ constrained by F is unique, up to reordering flips.*

Theorem 2 (Complexity for Rectangular Lattice Point-sets). *Let S be a rectangular lattice point-set and let F , G , and G' be as in Theorem 1. Then, the minimum flip path between the minimum triangulations $MT(S, F \cup G)$ and $MT(S, F \cup G')$ constrained by F can be computed in $O(n^{\frac{3}{2}})$ time, where $n = |S|$.*

In Section 7, we give a large class of inputs for which the minimum flip path in Theorem 1 can be found in time linear in its length (Proposition 4). In the next section, we compare our algorithm to those of Eppstein [9] and Caputo et al. [3], which can be adapted to take two sets of point-pairs as input without altering their overall complexities. Hence, our algorithm achieves significant complexity improvements for rectangular lattice point-sets.

The proof of Theorem 1 relies on our new structural result for flip paths between lattice triangulations, which is our third main theorem. We require the following definitions to state this theorem.

Definition 2 (Flip plan). *A flip plan is a poset of flips whose linear orderings are all flip paths between the same two triangulations. The starting and target triangulations of a flip plan are the starting and target triangulations of these flip paths.*

For example, a flip path is a flip plan with a unique linear-ordering. We are interested *minimum* flip plans, i.e., flip plans whose linear-ordering are minimum flip paths.

Next, consider a lattice point-set S . The *equilateral triangulation* of S , if it exists, is the triangulation that contains only unit-length edges (Definition 8). For example, see Figure 1c.

Finally, a flip path that starts from a triangulation T of S and *forces a point-pair* (u, v) in S to become an edge is a flip path between the starting triangulation T and *some* triangulation that contains (u, v) as an edge. This flip path is minimum if it also minimizes its length over all target triangulations containing (u, v) as an edge. If the linear-orderings of a flip plan are all flip paths of this type, we say this flip plan starts from T and *forces* (u, v) to become an edge.

For example, returning to the minimum flip path between the triangulations in Figures 1c and 1g, the following 3 sets of flips can be performed simultaneously: those that add the red edges in Figure 1e, followed by those that add the red edges in Figure 1f, and finally by the two that add the 2 red edges in Figure 1g. This poset is a minimum flip plan that starts from the equilateral triangulation in Figure 1c and forces the point-pairs of the last 2 red edges to become edges.

The following main theorem is proved in Section 5.

Theorem 3 (A Minimum Flip Plan that Starts from an Equilateral Triangulation and Forces a Point-pair to Become an Edge). *Consider an equilateral triangulation T of a lattice point-set S and a point-pair in S that is an edge in some triangulation. There is an algorithm to compute a minimum flip plan that starts from T and forces this point-pair to become an edge. Moreover, this algorithm runs in time linear in the number of flips in the flip plan.*

The algorithm in Theorem 3 is the fundamental tool that we use to compute minimum flip plans between two triangulations. To the best of our knowledge, this algorithm is the first to exploit the relationship between lattices and Farey sequences. Most of the work in this paper is focused on generalizing Theorem 3. In Section 5, we generalize to a set of point-pairs (Theorem 5). Then, in Section 6, we allow the starting triangulation to be a minimum triangulation (Theorem 6).

Notably, all the above results follow from simple number-theoretic and geometric concepts, such as the connection between lattices and Farey sequences.

2.1 Comparison with Previous Results

Consider the algorithms of Eppstein [9] and Caputo et al. [3] that compute the constrained minimum flip path between two lattice triangulations. Most of the work done in these algorithms is in processing the input pair of triangulations. Note that a triangulation of a lattice point-set S is an assignment of edges to the midpoints of S [6]. Eppstein’s algorithm constructs a forest such that each tree corresponds to a midpoint of S and each vertex corresponds to an edge assignment. Constructing this forest takes $O(n^2)$ time, where $n = |S|$ ([9], Theorem 4). Caputo et al.’s algorithm computes the set of midpoints of S whose edge assignments differ between the input triangulations. Computing this set clearly takes $O(n^2)$ time.

We can adapt these algorithms to instead take two sets of point-pairs as input, so that we can compare them to our algorithms discussed in Section 2. The most straightforward adaptation is to first compute two triangulations that contain these sets as edges, respectively, and then treat

these triangulations as inputs. This can be done in $O(n \log n)$ time via well-known algorithms that compute constrained Delaunay triangulations. Thus, these adapted algorithms run in $O(n^2)$ time.

In contrast, the main work in our algorithm is in computing minimum flip plans that force point-pairs to become edges. Theorem 2 shows that we get a significant complexity improvement for rectangular lattice point-sets. As mentioned in Section 2, for a large class of inputs, our algorithm has linear output complexity (Proposition 4).

3 Basic Tools and Definitions

In this section, we present the definitions and notation that will be used throughout the paper and we explore an important relationship between lattices and Farey sequences.

Let L be an affine transformation of the integer lattice \mathbb{Z}^2 . We can treat L as a three-direction lattice as follows. Consider the basis vectors b_1 and b_2 of L . Let b_3 be the shorter of $b_1 - b_2$ and $b_1 + b_2$. If neither vector is shorter, then choose one arbitrarily. Clearly, the set $\{b_1, b_2, b_3\}$ spans L . Furthermore, notice that any vector in L can be written as an integer linear combination of (b_i, b_j) , for any pair $1 \leq i, j \leq 3$ with $i \neq j$.

Definition 3 (Defining Coordinates). *Let L be a three-direction lattice with basis $\{b_1, b_2, b_3\}$ and let g be a vector in L . The defining coordinates of g is the counter-clockwise ordered pair (b_i, b_j) that minimize $|x| + |y|$, where $g = xb_i + yb_j$ and $1 \leq i, j \leq 3$ with $i \neq j$.*

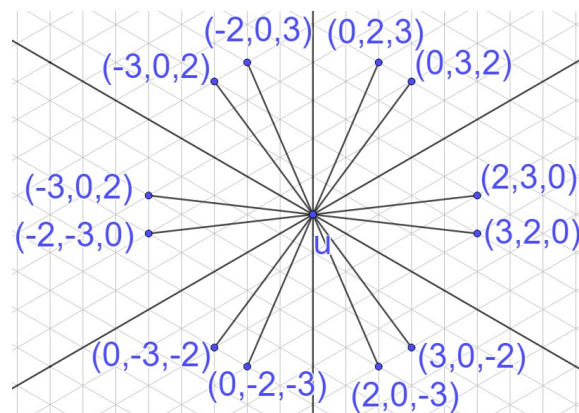


Figure 2: Point-pairs $((2, 3), u)$. See below and Section 3.1.

Definition 4 (A Point-pair as a Pair of Vectors). *Let L be a three-direction lattice and let u and v be a pair of points in L . We represent this point-pair as $(v - u, u)$, where $v - u$ is a vector represented using its defining coordinates (b_i, b_j) . We let $g = v - u$ and we always represent the point-pair by (g, u) , referring to g as its vector, u as its originating point, and (b_i, b_j) as its defining coordinates. Additionally, the line-segment of (g, u) is the line-segment between u and v .*

Consider the point-pairs in Figure 2 that originate from the same point u . By the definition above, the point-pairs whose other points are $(0, 2, 3)$ and $(2, 3, 0)$ are both written as $((2, 3), u)$. However, their defining coordinates are distinct. Given a vector g , a pair of defining coordinates,

and an originating point u , the point-pair (g, u) is unique. Throughout this paper, the defining coordinates of a point-pair are always clear from context and are almost never explicitly specified or used.

Similar representations of point-pairs using vectors in three-direction lattices appear in the study of box-splines [2, 4].

Note. Unless stated otherwise, all vectors discussed from hereon are assumed to be vectors in a three-direction lattice. If a vector is expressed with only two components, it is assumed to be represented using its defining coordinates. Furthermore, consider a triangulation T of a lattice point-set $S = L \cap \Omega$. If a point-pair is an edge in T , then its vector has relatively prime components, since $S \subset L$. Thus, unless stated otherwise, all vectors discussed from hereon are assumed to have relatively prime components.

3.1 The Farey Plan for a Vector

In this section, we give an algorithm that maps a vector g to a sequence of fractions obtained from Farey sequences, called the *Farey plan* for g . First, we define a Farey sequence and prove several useful properties.

Definition 5 (Farey Sequence). *A Farey sequence [17] of order n , denoted by F_n , is a strictly-increasing sequence containing all fully-reduced fractions (relatively prime pairs of nonnegative integers) in the range $[0, 1]$ with denominators of at most n . Given a fully-reduced fraction $f = \frac{x}{y}$, we let F_f denote the lowest order Farey sequence containing f , which is F_y .*

Property 1 (Mediant of Farey Neighbors). *For all $n > 1$, each fraction $f_i = \frac{x}{y}$ in the Farey sequence F_n , other than $\frac{0}{1}$ and $\frac{1}{1}$, is the mediant of its Farey neighbors, which are the fractions $f_{i-1} = \frac{a}{b}$ and $f_{i+1} = \frac{c}{d}$, i.e., $\frac{x}{y} = \frac{a+c}{b+d}$.*

Property 2 (Computing Farey Sequences). *The Farey sequence F_{i+1} contains the fractions in the Farey sequence F_i and the mediant of each pair of consecutive fractions in F_i whose denominators sum to $i + 1$.*

Lemma 2 (Unique Intervals Containing a Fraction). *Let f be a fraction such that $F_f = F_n$, for $n \geq 2$. For all $1 \leq i \leq n - 1$, there is a unique pair of fractions $(f_{i,1}, f_{i,2})$ that are adjacent in F_i such that $f_{i,1} < f < f_{i,2}$. Moreover, if f' is the mediant of $f_{i,1}$ and $f_{i,2}$, then either*

1. $f' = f$ or
2. the first pair $(f_{j,1}, f_{j,2})$ with $i < j \leq n - 1$ that is not the same as $(f_{i,1}, f_{i,2})$ is either $(f_{i,1}, f')$ or $(f', f_{i,2})$.

Proof. Since the fractions in each Farey sequence are ordered from least to greatest, the first part of the lemma is immediate. For the second part, consider the pair $(f_{i,1}, f_{i,2})$, for any $1 \leq i \leq n - 1$, and let f' be the mediant of this pair. By Property 2, $\{f_{i,1}, f', f_{i,2}\}$ is a contiguous subsequence of $F_{f'} = F_j$, for some $j > i$. Furthermore, $f_{i,1}$ and $f_{i,2}$ are adjacent in F_k , for all $i \leq k \leq j - 1$, so $(f_{k,1}, f_{k,2})$ is the same as $(f_{i,1}, f_{i,2})$. This implies that there is no other fraction in any Farey sequence that lies between $f_{i,1}$ and $f_{i,2}$ and has a denominator less than j . Therefore, if $f \neq f'$, then it must be that $j \leq n - 1$ and $(f_{j,1}, f_{j,2})$ is either $(f_{i,1}, f')$ or $(f', f_{i,2})$. On the other hand, assume neither $(f_{i,1}, f')$ nor $(f', f_{i,2})$ is a pair $(f_{j,1}, f_{j,2})$, for some $i < j \leq n - 1$. Then, we have $f_{i,1} < f, f' < f_{i,2}$, $f \geq f'$, and $f \leq f'$. Thus, $f = f'$. \square

Lemma 3 (Unique Sequence of Mediants Ending with a Fraction). *Consider a fraction f such that the Farey sequence F_f has order at least 2. Also, consider the sequence of pairs obtained by applying Lemma 2 to f and let $(f_{1,1}, f_{1,2}), \dots, (f_{n,1}, f_{n,2})$ be the subsequence of distinct pairs. Finally, let f_0, f_1, \dots, f_n be the sequence of fractions where $f_0 = \frac{1}{1}$ and f_i is the mediant of $(f_{i,1}, f_{i,2})$, for all $1 \leq i \leq n$. Then, this sequence is the unique one such that $f_n = f$, f_i is contained in a Farey sequence, and f_i is the mediant of f_{i-1} and a fraction adjacent to f_{i-1} in the Farey sequence $F_{f_{i-1}}$.*

Proof. By Lemma 2, we have $f_n = f$. Next, consider the fractions f_{i-1} and f_i , for any $2 \leq i \leq n$. By the same lemma, $(f_{i,1}, f_{i,2})$ is either $(f_{i-1,1}, f_{i-1})$ or $(f_{i-1}, f_{i-1,2})$. Also, by Property 2, $f_{i-1,1}$ and $f_{i-1,2}$ are the Farey neighbors of f_{i-1} in the Farey sequence $F_{f_{i-1}}$. Therefore, f_i is the mediant of f_{i-1} and a fraction adjacent to f_{i-1} in $F_{f_{i-1}}$. For f_1 , observe that $f_{1,1} = \frac{0}{1}$ and $f_{1,2} = \frac{1}{1}$, and these fractions are adjacent in $F_{\frac{1}{1}} = F_1$. Lastly, let $F_f = F_m$. By Lemma 2, $(f_{n,1}, f_{n,2})$ is the unique pair of adjacent fractions in F_{m-1} such that $f_{n,1} < f_n < f_{n,2}$, and f_{n-1} is contained in this pair. Hence, the second to last fraction in any sequence satisfying the conditions of the lemma is f_{n-1} . Thus, by repeating this argument, we see that f_0, f_1, \dots, f_n is the unique sequence satisfying the conditions of the lemma. \square

Next, we define a map between vectors and fractions and an equivalence relation induced by this map.

Definition 6 (Farey-Flip Map). *The Farey-Flip map ϕ_g takes a vector $g = (x, y)$ to the fraction $\frac{|x|}{|y|}$ if $|x| \leq |y|$, or to the fraction $\frac{|y|}{|x|}$ otherwise.*

The inverse Farey-Flip map ϕ_g^{-1} takes a fraction $\frac{a}{b}$ to a vector $g' = (c, d)$ such that (i) the defining coordinates of g' and g are the same, (ii) the signs on the components of g' match the signs on the components of g , and (iii) $|c| = |a|$ and $|d| = |b|$, if $x \leq y$, or $|c| = |b|$ and $|d| = |a|$ otherwise.

For example, let the vector $g = (-5, 3)$. Then, $\phi_g(g) = \frac{3}{5}$, $\phi_g^{-1}(\frac{3}{5}) = (-5, 3)$, and $\phi_g^{-1}(\frac{7}{8}) = (-8, 7)$, where all vectors have the same defining coordinates. The Farey-Flip map allows us to talk about a *Farey sequence containing a vector g* , i.e., a Farey sequence containing the fraction $\phi_g(g)$. We let F_g denote the lowest order Farey sequence containing g . We can also talk about the *Farey neighbor vectors of g in the Farey sequence F_n* , where $n \geq 1$, which are the vectors obtained by applying the inverse map ϕ_g^{-1} on the Farey neighbors of $\phi_g(g)$ in F_n . Additionally, this map allows us to treat the mediant of two fractions as a vector sum.

Definition 7 (Equivalence Relation on Vectors/Point-pairs). *Define two vectors g and g' to be equivalent if $\phi_g(g) = \phi_{g'}(g')$. Also, define two point-pairs to be equivalent if their vectors are equivalent. The equivalence class $(|x|, |y|)$ of vectors (resp. point-pairs) is the set of vectors that (resp. point-pairs whose vectors) map to the fraction $\frac{|x|}{|y|}$.*

For example, Figure 2 shows point-pairs in the equivalence class $(2, 3)$.

Definition 8 (Unit-Length Vectors/Point-pairs). *A vector (resp. point-pair) is unit-length if it belongs to the equivalence class $(0, 1)$.*

The above definition formalizes the notion of an equilateral triangulation discussed in Section 2. We end this section by defining the Farey plan for a vector and presenting an algorithm to compute it.

Definition 9 (Farey Plan for a Vector). *The Farey plan C for a vector g is the sequence of fractions defined as follows. If $\phi_g(g) = \frac{0}{1}$, then the C is empty. Also, if $\phi_g(g) = \frac{1}{1}$, then $C = \{\frac{1}{1}\}$. Otherwise, C is the sequence obtained by applying Lemma 3 to $\phi_g(g)$.*

For example, the Farey plans for the vectors $(-6, 1)$ and $(3, 5)$ are $\{\frac{1}{1}, \frac{1}{2}, \frac{1}{3}, \frac{1}{4}, \frac{1}{5}, \frac{1}{6}\}$ and $\{\frac{1}{1}, \frac{1}{2}, \frac{2}{3}, \frac{3}{5}\}$, respectively.

Algorithm Farey Plan takes a vector $g = (x, y)$ as input and outputs a sequence of fractions C . The sequence C is initially empty. If g is unit-length, then C is empty. Otherwise, let the fraction $f = \phi_g(g)$, let the sequence $X = F_1 = \{\frac{0}{1}, \frac{1}{1}\}$, and let the fraction $d = \frac{1}{1}$. Repeat the following steps until C contains f .

1. Add the fraction d to the end of C . If C now contains f , output C .
2. Otherwise, if $f > d$, assign to d the mediant of d and the fraction directly after d in the sequence X ; if $f < d$, assign to d the mediant of d and the fraction directly before d in the sequence X .
3. Insert d into the sequence X such that X is in increasing order.

Proposition 1 (Correctness and Complexity of Algorithm Farey Plan). *On an input vector g , Algorithm Farey Plan outputs the Farey plan for g in time linear in the order of the Farey sequence F_g .*

Proof. The proposition is immediate if g belongs to the equivalence class $(0, 1)$ or $(1, 1)$. Otherwise, observe that Algorithm Farey Plan computes the sequence described by Lemma 3 for the fraction $\phi_g(g)$. The algorithm clearly runs in time linear in the length of this sequence, which is bounded by the order of the Farey sequence F_g , by definition. \square

4 A Minimum Flip Plan for a Point-pair

In this section, we present an algorithm that takes a point-pair and the Farey plan for its vector as inputs and outputs a flip plan that starts from an equilateral triangulation and forces the point-pair to become an edge. We refer to this as a *flip plan for the point-pair* (until Section 6, the starting triangulation is always an equilateral triangulation).

We start by giving a convenient representation of flips and flip plans.

Definition 10 (A Quadrilateral for a Vector/Point-pair). *A quadrilateral Q_g is a sequence of four vectors g_1, g_2, g_3 , and g_4 such that $g = g_1 + g_2 = g_3 + g_4$. Notice that the vectors g and $g_1 - g_3$ are the diagonals of Q_g . If $g_1 = g_4$ and $g_2 = g_3$, then Q_g is called a parallelogram and is denoted by $P_g = \{g_1, g_2\}$.*

A quadrilateral $Q_{g,u}$ for a point-pair (g, u) is a set of four point-pairs (g_1, u) , $(g_2, u + g_1)$, (g_3, u) , and $(g_4, u + g_3)$ such that the sequence g_1, g_2, g_3 , and g_4 is a quadrilateral Q_g . Observe that we can obtain $Q_{g,u}$ given the originating point u and the quadrilateral Q_g . Hence, we sometimes refer to $Q_{g,u}$ as Q_g originating at u . A parallelogram $P_{g,u}$ is defined similarly, and the longer point-pairs in $P_{g,u}$ are the two with the longest vectors.

Definition 11 (The Farey Parallelogram for a Vector/Point-pair). *Consider a vector g that is not unit-length. The Farey parallelogram for g is the unique parallelogram for g containing*

1. unit-length vectors, if g belongs to the equivalence class $(1,1)$, or
2. the Farey neighbor vectors of g in the Farey sequence F_g .

The Farey parallelogram for a point-pair (g, u) is the Farey parallelogram P_g at u .

Consider a flip that replaces an edge in a triangulation T with a longer point-pair (g, u) . This flip is performed on a quadrilateral bounded by edges in T , which we represent as a quadrilateral $Q_{g,u}$. Furthermore, we refer to this flip as the *flip on $Q_{g,u}$* . Thus, a flip plan is a poset of flips on quadrilaterals originating at points in S .

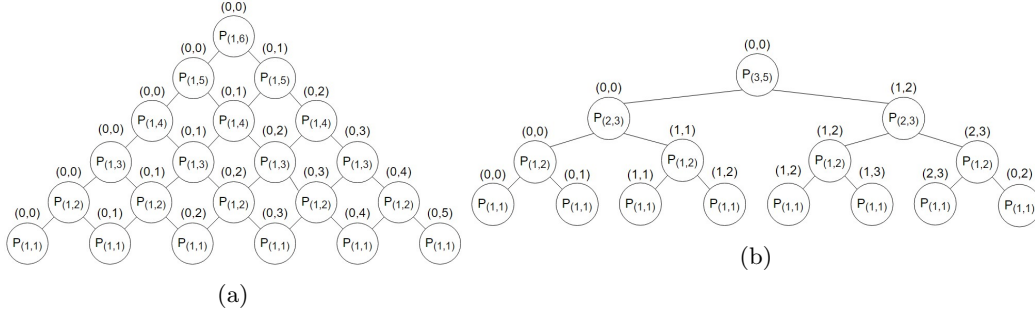


Figure 3: (a) and (b) show minimum flip plans for the point-pairs $((1, 6), (0, 0))$ and $((3, 5), (0, 0))$, respectively. All flips are performed on Farey parallelograms (Definition 11). Originating points are displayed above each flip. See the discussion below.

We denote a flip plan for a point-pair (g, u) by $\pi_{g,u}(T)$. When T is clear from context, we just write $\pi_{g,u}$. The number of flips in $\pi_{g,u}$ is denoted by $|\pi_{g,u}|$. For example, Figure 3 shows minimum flip plans $\pi_{(1,6),(0,0)}$ and $\pi_{(3,5),(0,0)}$ for the point-pairs $((1, 6), (0, 0))$ and $((3, 5), (0, 0))$, respectively. These flip plans consist of flips on Farey parallelograms. Refer to the equilateral triangulation in Figure 4a. Figures 4a to 4f each show all the Farey parallelograms in one level of these flip plans. The red Farey parallelograms are contained in $\pi_{(1,6),(0,0)}$, the blue Farey parallelograms are contained in $\pi_{(3,5),(0,0)}$, and the multicolored Farey parallelograms are contained in both. Figure 4g shows a triangulation containing $((1, 6), (0, 0))$ and $((3, 5), (0, 0))$ as edges.

Next, we present our algorithm. We require the following lemmas.

Lemma 4 (Obtaining Farey Parallelograms from Farey Plans). *Let g be a vector whose Farey plan is $C = \{f_1, \dots, f_n\}$, with $n \geq 2$. Also, let $g_1 = \phi_g^{-1}(f_{n-1})$ and $g_2 = g - g_1$. Then,*

1. the Farey parallelogram $P_g = \{g_1, g_2\}$ and
2. the Farey parallelogram $P_{g_1} = \{g_2, g_3\}$, where g_3 is the shorter diagonal of P_g .

Proof. By Lemma 3 and Property 2, g_1 and g_2 are the Farey neighbor vectors of g in F_g . Statement (1) now follows from the definition of the Farey parallelogram for g . Next, by the same lemma, g_1 and g_2 are adjacent in F_{g_1} . Thus, the Farey neighbor vectors of g_1 in F_{g_1} are g_2 and $g_1 - g_2$, and the shorter diagonal of P_{g_1} is $g_1 - g_2$, by definition. This proves Statement (2). \square

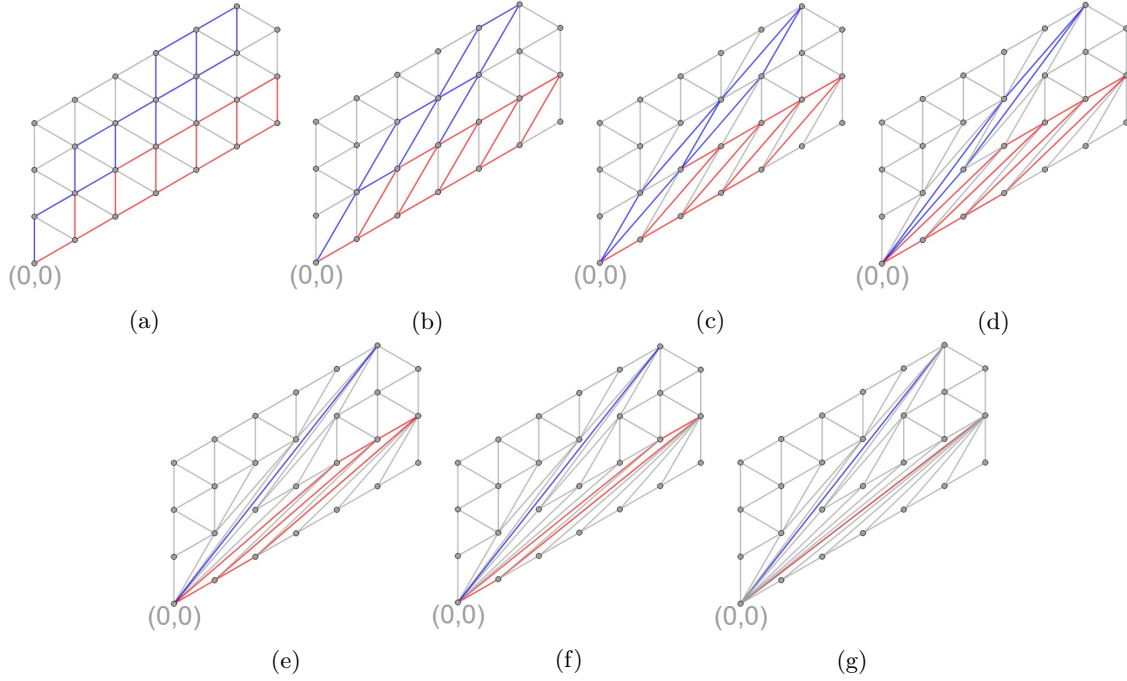


Figure 4: Triangulations resulting from performing the flips in the flip plans in Figure 3 one level at a time. Red Farey parallelograms are contained in the flip plan for the edge $(1,6)$ at the point $(0,0)$, blue Farey parallelograms are contained in the flip plan for the edge $(3,5)$ at the point $(0,0)$, and multicolored Farey parallelograms are contained in both flip plans.

Lemma 5 (Farey Plan for Longer Farey Neighbor Vector). *Let g be a vector whose Farey plan is $C = \{f_1, \dots, f_n\}$, with $n \geq 2$, and let g_1 be the longer vector in the Farey parallelogram for g . Then, the Farey Plan for g_1 is $C \setminus \{f_n\}$.*

Proof. By Lemma 4, $g_1 = \phi^{-1}(f_{n-1})$. The proposition now follows immediately from Lemma 3. \square

Lemma 6 (Decomposing a Farey Parallelogram). *Let (g, u) be a point-pair such that the Farey plan for g has length at least 2. Also, let the longer point-pairs in the Farey parallelogram $P_{g,u}$ be (g_1, u) and (g_1, v) and let $g_2 = g - g_1$. Then, the Farey parallelograms $P_{g_1,u}$ and $P_{g_1,v}$ both contain the point-pair $(g_1 - g_2, v)$ and the Farey parallelogram $P_{g,u}$ contains (g_1, u) , $(g_2, u + g_1)$, (g_2, u) , and (g_1, v) , where (g_2, u) and $(g_2, u + g_1)$ are contained in $P_{g_1,u}$ and $P_{g_1,v}$, respectively. Furthermore, $(g_1 - g_2, v)$ is the shorter diagonal of $P_{g,u}$.*

Proof. By definition, the Farey parallelogram $P_{g,u}$ contains the point-pair (g_2, u) , so we must have $v = u + g_2$. Also, since the Farey plan for g has length at least 2, g does not belong to the equivalence classes $(0,1)$ or $(1,1)$. This implies that g_1 is not unit-length, so the Farey parallelogram P_{g_1} exists. By Lemma 4, the Farey parallelogram $P_{g_1,u}$ also contains (g_2, u) . Hence, $P_{g_1,u}$ contains the point-pair $(g_1 - g_2, v)$. The same lemma tells us that the Farey parallelogram $P_{g_1,v}$ also contains $(g_1 - g_2, v)$. Furthermore, $P_{g_1,v}$ contains $(g_2, v + g_1 - g_2)$, by definition. Since $u = v - g_2$, this is the

point-pair $(g_2, u + g_1)$, as desired. Lastly, by definition and Lemma 4, the shorter diagonal of $P_{g,u}$ is $(g_1 - g_2, u + g_2)$. Since $v = u + g_2$, the lemma is proved. \square

Algorithm Flip Plan takes a point-pair (g, u) and the Farey plan $C = \{f_1, \dots, f_n\}$ for g as inputs and outputs a poset of flips on Farey parallelograms at points, denoted by $\pi_{g,u}$. The algorithm is recursive and uses memoization to keep track of the poset computed thus far so that duplicate recursive calls are handled in constant time.

Base Cases: If C is empty, then the poset $\pi_{g,u}$ is empty. If $C = \{\frac{1}{1}\}$, then add a flip on the Farey parallelogram for the vector $\phi_g^{-1}(\frac{1}{1})$ at u to $\pi_{g,u}$.

Recursive Step: Consider the vectors g and $g_1 = \phi_g^{-1}(f_{n-1})$. Add a flip s on the Farey parallelogram $P_g = \{g_1, g - g_1\}$ originating at u to $\pi_{g,u}$. The children of the flip s are the maximal flips of the posets that result from recursing on the point-pair (g_1, u) with Farey plan $C \setminus f_n$ and the point-pair $(g_1, u + g - g_1)$ with Farey plan $C \setminus f_n$. If either recursion has previously been computed, s is added as a parent to the corresponding maximal flip.

Given a point-pair, we can compute the Farey plan for its vector. Hence, we often refer to the poset output on Algorithm Flip Plan *on the input point-pair*. The remainder of this section is focused on proving the correctness and complexity of this algorithm, which follow from Theorem 4, stated below. We require the following definitions to state the theorem.

Definition 12 (Poset Union). *Let π and π' be posets of flips. Then the poset union $\pi \cup \pi'$ is the poset containing all the flips in π and π' such that two flips are related in $\pi \cup \pi'$ if and only if they are related in either π or π' .*

For example, the flip plan that starts from the triangulation in Figure 4a and forces the point-pairs of the blue and red edges in Figure 4g to become edges is the union of the flip plans in Figure 3. In other words, a single flip plan forces multiple point-pairs to become edges.

Next, we call two Farey parallelograms $P_{g,u}$ and $P_{g,v}$ *adjacent* if they share a point-pair and (g, v) can be obtained from (g, u) by translating the originating point u . Similarly, two point-pairs (g, u) and (g, v) are *adjacent* if their Farey parallelograms are adjacent. Lastly, two flip plans $\pi_{g,u}$ and $\pi_{g,v}$ are *adjacent* if their maximal flips are on adjacent Farey parallelograms. For example, the two posets in Figure 3a rooted at the flips on the Farey parallelograms $P_{(1,5),(0,0)}$ and $P_{(1,5),(0,1)}$ are adjacent, as shown in Figure 4e.

Theorem 4 (A Flip Plan for Adjacent Point-pairs). *Consider a lattice point-set S that admits an equilateral triangulation. Let (g, u) and (g, v) be adjacent point-pairs in S that are edges in some triangulation and let $\pi_{g,u}$ and $\pi_{g,v}$ be the posets output by Algorithm Flip Plan when given these point-pairs as inputs, respectively. Then, $\pi_{g,u} \cup \pi_{g,v}$ is a flip plan for (g, u) and (g, v) .*

Corollary 1 (A Flip Plan for a Point-pair). *Consider a lattice point-set S that admits an equilateral triangulation and let (g, u) be a point-pair in S that is an edge in some triangulation. Then, on input (g, u) , Algorithm Flip Plan outputs a flip plan $\pi_{g,u}$ for (g, u) . Moreover, the algorithm runs in $O(|\pi_{g,u}|)$ time.*

Proof. If (g, u) is unit-length, then it is contained in the equilateral triangulation and $\pi_{g,u}$ is empty, so the Corollary is true. Otherwise, by Theorem 4, $\pi_{g,u}$ a flip plan for (g, u) . Also, each recursive step of Algorithm Flip Plan takes constant time, and the memoization ensures that exactly $|\pi_{g,u}|$ recursive calls are made. This proves the complexity bound. \square

To prove Theorem 4, we require Lemmas 7 and 8 and a corollary of Lemma 9, below.

Lemma 7 (The Structure of a Poset Output by Algorithm Flip Plan). *Consider a point-pair (g, u) such that the Farey plan for g has length at least 2. Let the longer point-pairs in the Farey parallelogram for (g, u) be (g_1, u) and (g_1, v) . Also, let $\pi_{g,u}$, $\pi_{g_1,u}$, and $\pi_{g_1,v}$ be the posets output by Algorithm Flip Plan when these point-pairs are given as inputs, respectively. Then, $\pi_{g,u} \cup \pi_{g_1,v}$ is the poset $\pi_{g,u}$ with its maximal flip removed and $\pi_{g_1,u}$, and $\pi_{g_1,v}$ are adjacent.*

Proof. Since the Farey plan for g has length at least 2, the posets $\pi_{g,u}$, $\pi_{g_1,u}$, and $\pi_{g_1,v}$ are non-empty. Consider the child flips of the maximal flip in $\pi_{g,u}$ added in the recursive step of the algorithm. By Lemmas 4 and 6, these are flips on the Farey parallelograms for the longer point-pairs in the Farey parallelogram for (g, u) , and these parallelograms are adjacent. The lemma now follows immediately from Lemma 5 and the observation that $\phi_g^{-1} = \phi_{g_1}^{-1}$. \square

Lemma 8 (Extending Flip Plans). *Consider a lattice point-set S that admits an equilateral triangulation and adjacent point-pairs (g, u) and (g, v) in S such that the Farey plan for g has length at least 2. Let (g_1, u_1) and (g_1, u_2) be the longer point-pairs in the Farey parallelogram for (g, u) and let (g_1, u_3) and (g_1, u_4) be the longer point-pairs in the Farey parallelogram for (g, v) . Also, let $\pi_{g,u}$ and $\pi_{g,v}$ be the posets output by Algorithm Flip Plan on inputs (g, u) and (g, v) , respectively, and let π_i be the poset output by Algorithm Flip Plan on input (g_1, u_i) , for all $1 \leq i \leq 4$. Then, Statements (1) and (2) imply Statement (3) below:*

1. π_i is a flip plan for (g_1, u_i) , for all $1 \leq i \leq 4$.
2. $\pi_i \cup \pi_j$ is a flip plan for (g_1, u_i) and (g_1, u_j) , for all $1 \leq i, j \leq 4$ with $i \neq j$.
3. The poset $\pi_{g,u} \cup \pi_{g,v}$ is a flip plan for (g, u) and (g, v) .

The proof of Lemma 8 can be found in A.

To state Lemma 9, we need the following definition. Let (g, u) be a point-pair with $g = (x, y)$ that is not unit-length. Define the *bounding region* for (g, u) to be the rectangular lattice point-set whose extreme points are u , $u + x$, $u + y$, and $u + g$.

Lemma 9 (Bounding Regions Contain All Flips). *Let (g, u) be a point-pair that is not unit-length. Then, the Farey parallelograms of the flips in the poset output by Algorithm Flip Plan on an input (g, u) are contained in the bounding region for (g, u) .*

The proof of Lemma 9 can be found in A.

Corollary 2 (A Flip Plan for Point-pairs whose Bounding Regions do not Intersect). *Consider a lattice point-set S that admits an equilateral triangulation and let $G = \{(g_1, u_1), \dots, (g_n, u_n)\}$ be a set of point-pairs in S such that each point-pair is an edge in some triangulation. Also, let the poset π_{g_i, u_i} output by Algorithm Flip Plan on input (g_i, u_i) be a flip plan for (g_i, u_i) , for all (g_i, u_i) in G . If the bounding regions for any two point-pairs in G do not have intersecting interiors, then $\pi_{e_1} \cup \dots \cup \pi_{e_n}$ is a flip plan for G .*

Proof. This follows immediately from Lemma 9. \square

Proof of Theorem 4. We proceed by induction on the size n of the Farey plan for the vector g . Since (g, u) and (g, v) are adjacent, their Farey parallelograms exist, so n is at least 1. When $n = 1$, (g, u) and (g, v) belong to the equivalence class $(1, 1)$ and their Farey parallelograms contain



Figure 5: The two cases for the vector g_1 (in red) discussed in the proof of Theorem 4. The colors indicate different equivalence classes.

unit-length point-pairs. These Farey parallelograms and their unit-length diagonals are contained as edges in the equilateral triangulation, and the regions bounded by these parallelograms contain only their respective shorter diagonal edges. Hence, flips on both parallelograms can be performed, as specified by $\pi_{g,u} \cup \pi_{g,v}$, and so the base cases hold.

Assume that the theorem holds for $n = k \geq 1$ and we will prove it holds for $n = k + 1$. Let (g_1, u_1) and (g_1, u_2) be the longer point-pairs in the Farey parallelogram $P_{g,u}$ and let (g_1, u_3) and (g_1, u_4) be the longer point-pairs in the Farey parallelogram $P_{g,v}$, where $u_1 = u$ and $u_3 = v$. Also, let π_i be the posets output by Algorithm Flip Plan on input (g_1, u_i) , for all $1 \leq i \leq 4$. It suffices to show that the posets π_i satisfy Statements (1) and (2) of Lemma 8. Then, applying Lemma 8 proves the theorem by induction.

Consider the poset $\pi_1 \cup \pi_2$. By Lemma 5, the Farey plan for the vector g_1 has length k . Hence, by Lemma 7, $\pi_1 \cup \pi_2$ is $\pi_{g,u}$ with its maximal flip removed. Moreover, the maximal flips in $\pi_1 \cup \pi_2$ are on the Farey parallelograms for (g_1, u_1) and (g_1, u_2) , which are adjacent. Therefore, by the inductive hypothesis, $\pi_1 \cup \pi_2$ is flip plan for (g_1, u_1) and (g_1, u_2) . Similarly, $\pi_3 \cup \pi_4$ is flip plan for (g_1, u_3) and (g_1, u_4) . Thus, π_i is a flip plan for (g_1, u_i) , for all $1 \leq i \leq 4$.

Next, consider the adjacent Farey parallelograms P_{g_1, u_1} and P_{g_1, u_2} . By the definition of a parallelogram, there are two equivalence classes that the point-pair shared between P_{g_1, u_1} and P_{g_1, u_2} could belong to. This gives rise to two cases for the vector g_1 , as shown in Figure 5. Likewise, there are two equivalence classes that the point-pair shared between $P_{g,u}$ and $P_{g,v}$ could belong to: g_1 and $g - g_1$. Therefore, without loss of generality, there are four cases for the configuration (g, u) and (g, v) in S , as shown in Figure 6.

In cases (a) and (d), the shared point-pair belongs to the equivalence class $g - g_1$. Hence, the point-pairs (g_1, u_1) , (g_1, u_2) , (g_1, u_3) , and (g_1, u_4) are distinct and, without loss of generality, the point-pairs (g_1, u_2) and (g_1, u_3) are adjacent. By the inductive hypothesis, the posets $\pi_1 \cup \pi_2$, $\pi_2 \cup \pi_3$, and $\pi_3 \cup \pi_4$ are flip plans for their respective pairs of point-pairs. Observe that (g_1, u_3) and (g_1, u_4) can be obtained from (g_1, u_1) by translating its origin point by g_1 and g , respectively. Similarly, (g_1, u_4) can be obtained from (g_1, u_2) by translating its origin point by g_1 . Since bounding regions are convex by definition, this implies that the bounding regions for the point-pairs in each pair $((g_1, u_1), (g_1, u_3))$, $((g_1, u_1), (g_1, u_4))$, and $((g_1, u_2), (g_1, u_4))$ do not have intersecting interiors. Therefore, by Corollary 2, $\pi_1 \cup \pi_3$, $\pi_1 \cup \pi_4$, and $\pi_2 \cup \pi_4$ are flip plans for their respective pairs of point-pairs.

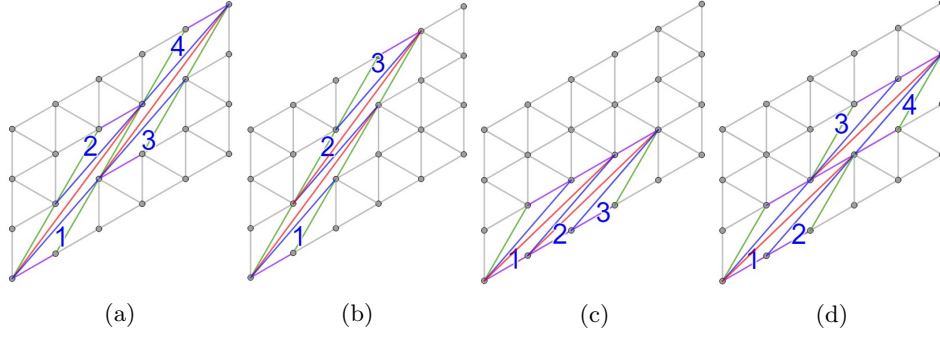


Figure 6: The four cases for the adjacent point-pairs (g, u) and (g, u) discussed in the proof of Theorem 4.

Finally, in cases (a) and (d), the shared point-pair belongs to the equivalence class $g - g_1$. Hence, without loss of generality, the point-pairs (g_1, u_2) and (g_1, u_4) are the same. By the inductive hypothesis, the posets $\pi_1 \cup \pi_2$ and $\pi_2 \cup \pi_3$ are flip plans for their respective pairs of point-pairs. Lastly, by transitivity, the poset $\pi_1 \cup \pi_3$ is a flip plan (g_1, u_1) and (g_1, u_3) . \square

5 A Minimum Flip Plan for a Set of Point-pairs

In this section, we present an algorithm that takes a set G of point-pairs whose line-segments do not intersect (at any point other than their endpoints) and the Farey plans for the vectors of G as inputs and outputs a flip plan that starts from an equilateral triangulation of a lattice point-set and forces G to become edges. Moreover, we show that this is a minimum flip for G plan, and that all minimum flip plans for G contain the same set of flips. This proves Theorem 3 in Section 2.

Note. From hereon, unless otherwise specified, $\pi_{g,u}$ denotes the flip plan output by Algorithm Flip Plan on an input point-pair (g, u) .

First, we present the algorithm and the main theorem of this section.

Algorithm Multi Flip Plan takes a set $G = \{(g_1, u_1), \dots, (g_n, u_n)\}$ of point-pairs and the Farey plans for the vectors of G as inputs and outputs the poset of flips $\pi_G = \pi_{g_1, u_1} \cup \dots \cup \pi_{g_n, u_n}$. The algorithm uses memoization to keep track of the poset computed thus far so that duplicate recursive calls between the instances of Algorithm Flip Plan are handled in constant time.

Theorem 5 (A Minimum Flip Plan for a Set of Point-pairs). *Consider a lattice point-set S that admits an equilateral triangulation and a set G of point-pairs in S that are edges in some triangulation. On input G , Algorithm Multi Flip Plan outputs a minimum flip plan π_G for G . This algorithm runs in $O(|\pi_G|)$ time. Moreover, all minimum flip plans for G contain the flips in π_G .*

To prove Theorem 5, we require a corollary of Lemma 10 and Lemmas 11, 12, and 13, below.

Lemma 10 (The Unique Flippable Parallelogram for a Point-Pair). *The Farey parallelogram for a point-pair is the unique parallelogram such that the region bounded by its point-pairs does not contain a lattice point.*

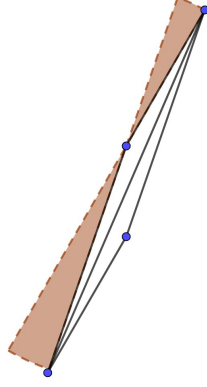


Figure 7: The Farey parallelogram and the regions that do not include a lattice point in the proof Lemma 10.

Proof. Consider a point-pair (g, u) . Corollary 1 shows that the Farey parallelogram $P_{g,u}$ does not contain a lattice point. Consider any other parallelogram $P'_{g,u}$ and refer to the depiction of $P_{g,u}$ in Figure 7. Let the Farey parallelogram $P_g = \{g_1, g_2\}$, with $\phi_g(g_1) < \phi_g(g_2)$, and let g'_1 be the longer vector in the parallelogram P'_g . If the region bounded by $P'_{g,u}$ does not contain a vertex of $P_{g,u}$, then a vertex of $P'_{g,u}$ must lie in one of the shaded circular arcs, excluding their boundaries. This implies that either $\phi_g(g_1) < \phi_g(g'_1) < \phi_g(g)$ or $\phi_g(g) < \phi_g(g'_1) < \phi_g(g_2)$. Hence, since the denominator of $\phi_g(g'_1)$ is less than the denominator of $\phi_g(g)$, one of the Farey neighbors of $\phi_g(g)$ in F_g is not adjacent to $\phi_g(g)$ in F_g . This is a contradiction, so the region bounded by $P'_{g,u}$ contains a vertex of $P_{g,u}$, and the lemma is proved. \square

Corollary 3 (The Unique Flippable Quadrilateral for a Point-Pair). *The Farey parallelogram for a point-pair (g, u) is the unique quadrilateral such that the region bounded by its point-pairs does not contain a lattice point.*

This corollary shows that the Farey parallelogram for an edge is the minimal parallelogram defined by Caputo et al. [3], and discussed in Section 1.1.

Lemma 11 (Farey Parallelogram Intersection). *Consider a point-pair (g, u) that is not unit-length and the flip plan $\pi_{g,u}$. For any flip in $\pi_{g,u}$, the shorter diagonal of the Farey parallelogram of the flip and (g, u) have intersecting line-segments.*

The proof of Lemma 11 is given in B

Lemma 12 (Point-pair Flip Plan Intersection). *Consider two point-pairs (g, u) and (g, v) and the flip plans $\pi_{g,u}$ and $\pi_{g,v}$. If $\pi_{g,u}$ and $\pi_{g,v}$ both contain a flip on the Farey parallelogram for a point-pair (h, y) , then $\pi_{g,u}$ and $\pi_{g,v}$ contain $\pi_{h,y}$ as a subposet.*

Proof. The lemma follows immediately from repeatedly applying Lemma 7, starting at the flip on the Farey parallelogram for (h, y) in both $\pi_{g,u}$ and $\pi_{g,v}$. \square

We require the following definitions to state Lemma 13.

Definition 13 (Poset Difference and Concatenation). *Let π and π' be posets of flips. The difference $\pi \setminus \pi'$ is the poset containing the flips in π that are not contained in π' such that two flips in $\pi \setminus \pi'$ are related if and only if they are related in π .*

The concatenation $\pi || \pi'$ is the poset $\pi \cup (\pi' \setminus \pi)$ with the following additional relations: each maximal flip in π must be performed before any flip in $\pi' \setminus \pi$.

For example, consider the flip plans $\pi_{(1,6),(0,0)}$ and $\pi_{(3,5),(0,0)}$ in Figure 3. The poset $\pi = \pi_{(3,5),(0,0)} \setminus \pi_{(1,6),(0,0)}$ is $\pi_{(3,5),(0,0)}$ with the flips on the parallelograms $P_{(1,1)(0,0)}$, $P_{(1,1)(0,1)}$, and $P_{(1,2)(0,0)}$ removed. Also, the poset $\pi_{(1,6)} || \pi_{(3,5)}$ is the poset $\pi_{(1,6),(0,0)} \cup \pi$ with the additional relation that all flips in $\pi_{(1,6),(0,0)}$ must be performed before any flip in π .

Remark 1 (Complexity of Computing the Difference of Flip Plans). *In Section 7, we will want to quickly compute the difference of two posets of flips on Farey parallelograms. Let π and π' be such posets. In D , we give a short algorithm to compute the difference $\pi' \setminus \pi$ in $O(|\pi| + |\pi'|)$ time using a hash table with a perfect hash function.*

Definition 14 (Independent Set of Point-pairs). *A set $G = \{(g_1, u_1), \dots, (g_n, u_n)\}$ of point-pairs is independent if the following is true for all (g_i, u_i) in G :*

1. *if (g_i, u_i) is unit-length, then it is not removed by a flip in π_{g_j, u_j} , for all $1 \leq j \leq n$;*
2. *otherwise, π_{g_i, u_i} is not a subposet of π_{g_j, u_j} , for all $1 \leq j \leq n$ with $i \neq j$.*

Observe any set $G = \{(g_1, u_1), \dots, (g_n, u_n)\}$ of point-pairs has a unique maximal independent subset. Hence, we call this the *maximum* independent subset of G .

Lemma 13 (A Flip Plan for Independent Point-pairs). *Consider a lattice point-set S that admits an equilateral triangulation. Let $G = \{(g_1, u_1), \dots, (g_n, u_n)\}$ be a set of point-pairs in S and let G' be its maximum independent subset. If G' is contained as edges in some triangulation, then $\tau_G = \pi_{g_1, u_1} || \dots || \pi_{g_n, u_n}$ is a flip plan for G' .*

The proof of Lemma 13 is given in Appendix B.

Proof of Theorem 5. First, we show that π_G is a flip plan for G . Let $p = p_1 \dots p_m$ be any linear-ordering π_G and, for each flip p_i in p , consider the edge (h_i, y_i) that it adds. This yields the set of point-pairs $H = \{(h_1, y_1), \dots, (h_m, y_m)\}$. Let H' be the maximum independent subset of H . Observe that H' is a subset of G , so H' is contained as edges in some triangulation, by assumption. Hence, by Lemma 13, $\pi_H = \pi_{h_1, y_1} || \dots || \pi_{h_m, y_m}$ is a flip plan for H' . By Lemma 12, we see that π_{h_i, y_i} is the subposet of π_G whose maximal flip is p_i . Therefore, since p is a linear-ordering of π_G , we have $p_i = \pi_{h_i, y_i} \setminus (\pi_{h_1, y_1} || \dots || \pi_{h_{i-1}, y_{i-1}})$. Thus, π_H is the linear-ordering p , and so p is a flip path.

Next, consider a point-pair (g_i, u_i) in $G \setminus H'$ and let T' be the target triangulation of p . If (g_i, u_i) is unit-length, then it is contained in T . Otherwise, by the definition of H' , some flip in p adds (g_i, u_i) as an edge. Furthermore, since the line segment of (g_i, u_i) does not intersect the line segment of any other point-pair in G , no flip in p removes (g_i, u_i) , by Lemma 11. Thus, the target triangulation of p contains G as edges.

Lastly, we show that π_G is a minimum flip plan for G , and that all other such minimum flip plans contain the flips in π_G . Let $q = q_1, \dots, q_r$ be any minimum flip path for G . Note that all flips in q must replace edges with longer ones. If this is not the case, let q_t be the first flip in q that replaces an edge (h, y) with a shorter one. Since all edges in T are unit-length, we have $t > 1$.

Hence, by Corollary 3, some flip q_s in q , with $1 \leq s < t$ is on the Farey parallelogram $P_{h,y}$ and adds the edge (h,y) . Observe that the triangulations resulting from q_s and q_r contain $P_{h,y}$ as edges. Furthermore, Lemma 17 (1) tells us that all triangulations resulting from flips between q_s and q_t in q contain these edges as well. If neither (h,y) nor the shorter diagonal of $P_{h,y}$ is a point-pair in G , then removing q_s and q_t from q yields a shorter flip path between T and the target triangulation of q . Otherwise, we can obtain a similar outcome by removing q_s from q , if the shorter diagonal of $P_{h,y}$ is a point-pair in G , or by removing q_t from q , if (h,y) is a point-pair in G . Therefore, we get a contradiction in all cases, so all flips in q replace edges with longer ones.

This fact, along with Corollary 3, imply that if some point-pair (g_i, u_i) in G is not unit-length, then q contains a flip on the Farey parallelogram P_{g_i, u_i} . In particular, q contains the maximal flips in π_G . Let π'_G be π_G with its maximal flips removed. If the longer point-pairs in P_{g_i, u_i} are not unit-length, then q must contain flips on their Farey parallelograms. By Lemma 7, these are the maximal flips in π'_G . By repeating this argument, we see that q contains all flips in π_G . Since π_G is a flip plan and q is a minimum flip path, q must not contain any other flips. Thus, the theorem is proved. \square

Proof of Theorem 3. The theorem follows immediately from Theorem 5. \square

6 Minimum Flip Plans Starting from Any Minimum Triangulation

In this section, we generalize Theorem 5 by allowing the starting triangulation to be a minimum triangulation. Then, we establish the bijection between triangulations and minimum triangulations containing a set of point-pairs as edges, discussed in Section 2.

Note. From hereon, unless otherwise specified, π_G denotes the flip plan output by Algorithm Multi Flip Plan on an input set G of point-pairs.

Additionally, consider a lattice point-set $S = L \cap \Omega$. We can treat the boundary line-segments of the polygon Ω as a set G of point-pairs. We denote this set by Ω , and it will be clear from context whether we are referring to a polygon or a set of point-pairs. Unless stated otherwise, whenever we refer to a set of point-pairs in S , we assume no point-pair in this set is contained in Ω .

We begin with definitions and then state the main theorem of this section.



Figure 8: See Definitions 15 and 16. (a) shows the minimum triangulation of a lattice point-set S . Consider the set G of red and blue edges in (b). (b) shows the minimum triangulation containing G , and the maximum subset of G that is independent in S are the red edges.

Definition 15 (Point-pairs that are independent in a Particular Lattice Point-set). *Consider a lattice point-set $S = L \cap \Omega$ and a set $G = \{(g_1, u_1), \dots, (g_n, u_n)\}$ of point-pairs. If the maximum independent subset of $G \cup \Omega$ contains G , then G is independent in S .*

In the definition above, observe that if S admits an equilateral triangulation, then G is independent in S if and only if it is independent. Furthermore, any set of point-pairs has a unique maximal subset that is independent in S , which we call the *maximum subset that is independent in S* .

Definition 16 (Minimum Triangulations). *Consider a lattice point-set S . Let G be a set of point-pairs in S that are edges in some triangulation and let G' be its maximum subset of non-unit-length point-pairs that is independent in S .*

- A minimum triangulation, denoted by $MT(S)$, is a triangulation such that none of its edges are contained in their Farey parallelograms.
- A minimum triangulation containing G as edges, denoted by $MT(S, G)$, is a triangulation containing G as edges such that G' are the only edges in $MT(S, G)$ contained in their Farey parallelograms. If G' is empty, then $MT(S, G) = MT(S)$.

See Figure 8 for examples of these triangulations. Lemma 14, below, shows that these triangulations are unique. Given their uniqueness, we can state the main theorem of this section as follows. Recall that a set of constraints is a set of point-pairs in S that must be edges in all triangulations along a flip path.

Theorem 6 (Constrained Minimum Flip Plans that Start from Minimum Triangulations). *Consider a lattice point-set $S = L \cap \Omega$. Let F be a set of constraints and let G be a set of point-pairs in S such that $F \cup G$ is contained as edges in some triangulation. Also, consider the flip plans π_Ω , π_F , and π_G . Then, the following statements are true.*

1. $\pi_G \setminus (\pi_\Omega \cup \pi_F)$ is a minimum flip plan constrained by F that starts from the minimum triangulation $MT(S, F)$ and forces G to become edges;
2. $\pi_G \setminus (\pi_\Omega \cup \pi_F)$ is a minimum flip plan constrained by F between $MT(S, F)$ and the minimum triangulation $MT(S, F \cup G)$; and
3. all minimum flip plans of the above types contain the flips in $\pi_G \setminus (\pi_\Omega \cup \pi_F)$.

The theorem is proved using Lemmas 14 and 15, below. The proofs of these lemmas are given in C.

Lemma 14 (Unique Minimum Triangulations). *Consider a lattice point-set S and a set G of point-pairs in S that are edges in some triangulation. The minimum triangulation containing G as edges is unique.*

Lemma 15 (Constrained Minimum Flip Plans Starting from an Equilateral triangulation). *Consider a lattice point-set S that admits an equilateral triangulation. Let F be a set of constraints and let G be a set of point-pairs in S such that $F \cup G$ is contained as edges in some triangulation. Also, consider the flip plans π_F and π_G . Then, the following statements are true.*

1. $\pi_G \setminus \pi_F$ is a minimum flip plan constrained by F that starts from the minimum triangulation $MT(S, F)$ and forces G to become edges;

2. $\pi_G \setminus \pi_F$ is a minimum flip plan constrained by F between $MT(S, F)$ and the minimum triangulation $MT(S, F \cup G)$; and
3. all minimum flip plans of the above types contain the flips in $\pi_G \setminus \pi_F$.

We are now ready to prove the theorem.

Proof of Theorem 6. Consider a lattice point-set S' that contains S and admits an equilateral triangulation. Since $F \cup G$ is contained as edges in some triangulation of S , and all triangulations of S contain Ω as edges, $\Omega \cup F \cup G$ is contained as edges in some triangulation of S' . Hence, $\pi_G \setminus (\pi_\Omega \cup \pi_F)$ is a minimum flip plan constrained by $\Omega \cup F$ that starts from the minimum triangulation $MT(S', \Omega \cup F)$ and forces G to become edges, by Lemma 15. Additionally, the target triangulation of $\pi_G \setminus (\pi_\Omega \cup \pi_F)$ is the minimum triangulation $MT(S', \Omega \cup F \cup G)$. As in the proof of Lemma 14 (see Appendix), removing the points in $S' \setminus S$ from these triangulations yields the minimum triangulations $MT(S, F)$ and $MT(S, F \cup G)$.

Next, we show that all flips in $\pi_G \setminus (\pi_\Omega \cup \pi_F)$ are on Farey parallelograms contained in S . This demonstrates that $\pi_G \setminus (\pi_\Omega \cup \pi_F)$ is a flip plan constrained by F that starts from the $MT(S, F)$ and forces G to become edges. Moreover, its target triangulation is $MT(S, F \cup G)$. Assume to the contrary that some flip in $\pi_G \setminus (\pi_\Omega \cup \pi_F)$ is on a Farey parallelogram $P_{h,y}$, for a point-pair (h, y) , with a vertex in $S' \setminus S$. Since G is contained in S , it must be that the line-segments of a point-pair in $P_{h,y}$ and a point-pair in Ω intersect. This implies that these point-pairs cannot both be edges in some triangulation. However, as noted above, $\pi_G \setminus (\pi_\Omega \cup \pi_F)$ is constrained by $\Omega \cup F$, so this is a contradiction.

Finally, if $\pi_G \setminus (\pi_\Omega \cup \pi_F)$ is not a minimum flip plan as described by either Statement (1) or (2), then we can easily obtain a contradiction as in the proof of Lemma 15. \square

We conclude this section with the following observation and proposition.

Observation 1 (Maximum Independent Set of a Triangulation). *Consider a lattice point-set S that admits an equilateral triangulation. For any triangulation T of S , there is a unique maximal set of non-unit-length point-pairs contained as edges in T that are independent in S .*

Proof. Observe that there is a bijection between triangulations and their set of edges. Hence, there is a bijection between triangulations and sets of point-pairs. As mentioned above, a set of point-pairs has a unique maximum subset that is independent in S . Hence, it also has a unique maximal subset of non-unit-length point-pairs that is independent in S . \square

We call the set in Observation 1 the *maximum independent set of a triangulation*.

Proposition 2 (Bijection Between Triangulations and Minimum Triangulations 2). *Consider a lattice point-set S . Let T be a triangulation of S and let G be its maximum independent set. Then, T is the minimum triangulation containing G as edges. Moreover, the map that takes T to the minimum triangulation containing G as edges is bijective.*

Proof. Let $S = L \cap \Omega$. Also, let G be the set of all edges in T and let G' be the maximum independent set of T . By Statement (1) of Theorem 6, $\pi_G \setminus \pi_\Omega$ is the minimum flip plan that starts from the minimum triangulation $MT(S)$ and forces G to become edges. Hence, T is the target triangulation of $\pi_G \setminus \pi_\Omega$. Also, by Statement (2) of the theorem, T is the minimum triangulation $MT(S, G)$. Observe that $\pi_{G'} \setminus \pi_\Omega = \pi_G \setminus \pi_\Omega$, so T is the target triangulation of $\pi_{G'} \setminus \pi_\Omega$ and $T = MT(S, G) = MT(S, G')$.

Next, consider the map that takes a triangulation to its maximum independent set. By the equalities above, if two triangulations have the same maximum independent set G , then they are both the target triangulation of the flip plan π_G . This implies that the triangulations are the same. Furthermore, for any set G' of point-pairs that are independent in S and contained as edges in some triangulation, Theorem 6 shows that G' is the maximum independent set of the minimum triangulation $MT(S, G')$. Therefore, this map is bijective. Thus, the map in the proposition is bijective. \square

7 A Constrained Minimum Flip Plan Between Two Triangulations

In this section, we prove Theorems 1 and 2, stated in Section 2.

Definition 17 (Inverse Flip and Inverse Flip Plan). *Consider a flip on a Farey parallelogram $P_{g,u}$ that adds the point-pair (g, u) as an edge. The inverse of this flip is the flip on $P_{g,u}$ that replaces the edge (g, u) with the shorter diagonal of $P_{g,u}$.*

Consider a flip plan π whose flips are on Farey parallelograms and replace edges with longer ones. The inverse of π , denoted by π^{-1} , is obtained from π by reversing all relations in its partial order and inverting all of its flips.

For example, consider the flip plans $\pi_{(1,6),(0,0)}$ and $\pi_{(3,5),(0,0)}$ in Figure 3. The inverses of these flip plans contain flips on the Farey parallelograms $P_{(1,6),(0,0)}$ and $P_{(3,5),(0,0)}$ as minimal elements. Furthermore, the union of these inverse flip plans is a flip plan whose starting triangulation is the one in Figure 4g and whose target triangulation is the equilateral triangulation in Figure 4a.

Theorem 7 (Constrained Minimum Flip Plan Between Any Two Triangulations). *Consider a lattice point-set $S = L \cap \Omega$ and a set of constraints F . Let G and G' be sets of point-pairs in S that are each contained as edges in some triangulations. Then, the poset*

$$(\pi_G \setminus (\pi_\Omega \cup \pi_F \cup \pi_{G'}))^{-1} \cup (\pi_{G'} \setminus (\pi_\Omega \cup \pi_F \cup \pi_G)),$$

with additional relations that ensure that the flips in $(\pi_G \setminus (\pi_\Omega \cup \pi_F \cup \pi_{G'}))^{-1}$ are performed before those in $(\pi_{G'} \setminus (\pi_\Omega \cup \pi_F \cup \pi_G))$, is a minimum flip plan constrained by F that starts from the minimum triangulation $MT(S, F \cup G)$ and ends with the minimum triangulation $MT(S, F \cup G')$.

Proof. Let π be the poset given by the theorem and consider the flip plans π_Ω , π_F , π_G , and $\pi_{G'}$. Also, let $\pi_H = \pi_G \cap \pi_{G'}$, where H is the set of point-pairs added by the maximal flips in this intersection. First, we show that π is a flip plan between the minimum triangulations $MT(S, F \cup G)$ and $MT(S, F \cup G')$. By Lemma 14, the minimum triangulation $MT(S)$ is unique and, by Theorem 6, $\pi_F \setminus \pi_\Omega$ is a minimum flip plan between $MT(S)$ and the minimum triangulation $MT(S, F)$. By the same theorem, $\pi_G \setminus (\pi_\Omega \cup \pi_F)$ is a minimum flip plan constrained by F between $MT(S, F)$ and $MT(S, F \cup G)$. Similarly, $\pi_{G'} \setminus (\pi_\Omega \cup \pi_F)$ is a minimum flip plan constrained by F between $MT(S, F)$ and $MT(S, F \cup G')$.

Next, since π_H is a subposet of both π_G and $\pi_{G'}$, $\pi_H \setminus (\pi_\Omega \cup \pi_F)$ is a minimum flip plan constrained by F between $MT(S, F)$ and the minimum triangulation $MT(S, F \cup H)$. Hence, $\pi_{G'} \setminus (\pi_\Omega \cup \pi_F \cup \pi_H)$ is a minimum flip plan constrained by F between $MT(S, F \cup H)$ and $MT(S, F \cup G')$.

Similarly, $\pi_{G'} \setminus (\pi_\Omega \cup \pi_F \cup \pi_H)$ is a minimum flip plan constrained by F between $MT(S, F \cup H)$ and $MT(S, F \cup G')$. Now, simply observe that the following equalities hold.

$$\begin{aligned}\pi_G \setminus (\pi_\Omega \cup \pi_F \cup \pi_{G'}) &= \pi_G \setminus (\pi_\Omega \cup \pi_F \cup \pi_H), \\ \pi_{G'} \setminus (\pi_\Omega \cup \pi_F \cup \pi_G) &= \pi_{G'} \setminus (\pi_\Omega \cup \pi_F \cup \pi_H).\end{aligned}$$

Therefore, $(\pi_G \setminus (\pi_\Omega \cup \pi_F \cup \pi_{G'}))^{-1}$ is a minimum flip plan constrained by F that starts with $MT(S, F \cup G)$ and ends with $MT(S, F \cup H)$. Also, $\pi_{G'} \setminus (\pi_\Omega \cup \pi_F \cup \pi_G)$ is a minimum flip plan constrained by F that starts with $MT(S, F \cup H)$ and ends with $MT(S, F \cup G')$. Thus, π is a flip plan constrained by F between $MT(S, F \cup G)$ and $MT(S, F \cup G')$.

Finally, we prove that π is a minimum flip plan by demonstrating that any such minimum flip plan contains the flips in π . Consider any minimum flip path $p = p_1, \dots, p_n$ between $MT(S, F \cup G)$ and $MT(S, F \cup G')$ and consider the triangulations T_0, \dots, T_n corresponding to this flip path. Let π_i be the minimum flip plan that starts from $MT(S)$ and forces the maximum independent set of T_i to become edges, given by Theorem 6. As in the proof of Proposition 2, T_i is the target triangulation of π_i . Hence, π_0 contains the flips in $\pi_G \setminus (\pi_\Omega \cup \pi_F \cup \pi_{G'})$ but π_n does not. Let s be a flip in this set. Additionally, notice that π_i and π_{i+1} differ in a single flip, for all $0 \leq i \leq n-1$. If T_{i+1} is obtained from T_i via a flip that replaces an edge with a longer one, then π_i is a subposet of π_{i+1} . Therefore, the only way to start from π_0 and reach any triangulation whose corresponding flip plan π_j does not contain s is to perform the inverse flip of s . This shows that p contains the flips in $(\pi_G \setminus (\pi_\Omega \cup \pi_F \cup \pi_{G'}))^{-1}$. A similar argument shows that p must also contain the flips in $(\pi_{G'} \setminus (\pi_\Omega \cup \pi_F \cup \pi_G))$. Thus, the theorem is proved. \square

Proof of Theorem 1. The theorem follows immediately from Theorem 7. \square

Proposition 3 (Overall Complexity of Computing Constrained Minimum Flip Plans). *Let the minimum triangulations $MT(S, F \cup G)$ and $MT(S, F \cup G')$ be defined as in Theorem 7. Then, a minimum flip plan constrained by F between $MT(S, F \cup G)$ and $MT(S, F \cup G')$ can be found in $O(|\pi_\Omega| + |\pi_F| + |\pi_G| + |\pi_{G'}|)$ time.*

Proof. Consider the minimum flip plan given by Theorem 7. Clearly, the poset unions and inversion can be done in $O(|\pi_\Omega| + |\pi_F| + |\pi_G| + |\pi_{G'}|)$ time. As discussed in Remark 1 in Section 5, the poset differences are also bounded by this time complexity. Lastly, the additional relations mentioned in Theorem 7 are not necessary, so long as the flips in the inverse flip plan are performed before the rest. This can be indicated in constant time by adding an additional bit of information to each flip. \square

Proof of Theorem 2. Let $S = L \cap \Omega$ be a rectangular point-set and consider the minimum flip plan π given by Theorem 7. Observe that Ω is a set of unit-length point-pairs, so π_Ω is empty and S admits an equilateral triangulation. Hence, linear-orderings of the minimum flip plans in the complexity bound of Proposition 3 are flip paths between triangulations of S . Therefore, Lemma 1 allows us to bound each of the terms in this complexity bound by $O(n^{\frac{3}{2}})$, where $n = |S|$. Thus, π can be computed in $O(n^{\frac{3}{2}})$ time and a linear-ordering of π , which is the desired minimum flip path, can also be computed in this time. \square

Proposition 4 (Output Sensitive Complexity). *Let the minimum triangulations $MT(S, F \cup G)$ and $MT(S, F \cup G')$ be defined as in Theorem 7. Given that π_Ω , π_F , and $\pi_G \cap \pi_{G'}$ are empty, a minimum flip plan constrained by F between $MT(S, F \cup G)$ and $MT(S, F \cup G')$ can be found in time linear in the number of flips that it contains.*

Proof. When these conditions are met, the minimum flip plan between the minimum triangulations $MT(S, F \cup G)$ and $MT(S, F \cup G')$ is $\pi_G^{-1} \cup \pi_{G'}$, with additional relations that ensure that the flips in π_G^{-1} are performed before those in $\pi_{G'}$. Computing π_G^{-1} and $\pi_{G'}$ and taking their union takes $O(|\pi_G| + |\pi_{G'}|)$ time. Finally, as noted in the proof of Proposition 3, the additional relations can be handled in constant time. \square

8 Conclusion and Further Works

We have elucidated the structure of constrained, minimum flip paths between lattice triangulations, given algorithms with improved complexity over previous algorithms, and given output-sensitive algorithms to compute these paths. While the exposition uses closed polygonal regions Ω , this restriction can be removed and we can simply treat the point-pairs of Ω as constraints. In fact, all our results can be restated for infinite lattice triangulations that differ by finitely many edges from the infinite equilateral lattice triangulation.

A significant extension of our structural result that is not required for the main result hence omitted in this paper is that all of the minimum flip plans generated by our algorithms are in fact *unique* as they are the least-restrictive (minimum height) posets: i.e. not only do all of their consistent linear orderings give minimum flip paths (by definition), but in fact every minimum flip path is consistent with their partial order. Both the size and height of the least-restrictive minimum flip plans given in this paper are in fact metrics on the space of lattice triangulations (satisfy the triangle inequality).

Caputo et al.'s [3] motivation for studying lattice triangulations is to prove bounds for the mixing times of Markov chains over weighted lattice triangulations. The weights are similar to those studied in [11] and are parametrized to control whether the Markov chains favor lattice triangulations containing short edges or long edges. In both cases, they conjecture mixing time bounds expressed in terms of the size of the point-set, and they prove weak versions of these conjectures. They then suggest that a deeper look into the structure of lattice triangulations is necessary to prove the full conjecture. Using structural results about lattice triangulations proved in the current paper including the above-mentioned metrics, we prove one of these bounds in [18].

Acknowledgments

We thank Maxwell Nolan for computational experiments that led to some of the questions answered in this paper.

References

- [1] Oswin Aichholzer, Wolfgang Mulzer, and Alexander Pilz. Flip distance between triangulations of a simple polygon is np-complete. *Discrete & computational geometry*, 54(2):368–389, 2015.
- [2] Amine Benhfid, Youssef Taouil, et al. Reversible steganographic method based on interpolation by bivariate linear box-spline on the three directional mesh. *Journal of King Saud University-Computer and Information Sciences*, 32(7):850–859, 2020.

- [3] Pietro Caputo, Fabio Martinelli, Alistair Sinclair, and Alexandre Stauffer. Random lattice triangulations: Structure and algorithms. *Ann. Appl. Probab.*, 25(3):1650–1685, 6 2015.
- [4] Laurent Condat and Dimitri Van De Ville. Three-directional box-splines: Characterization and efficient evaluation. *IEEE Signal Processing Letters*, 13(7):417–420, 2006.
- [5] Robert Connelly and Steven J Gortler. Packing disks by flipping and flowing. *Discrete & Computational Geometry*, pages 1–24, 2020.
- [6] Jesús A De Loera, Jörg Rambau, and Francisco Santos. *Triangulations Structures for algorithms and applications*. Springer, 2010.
- [7] AK Dewdney. Wagner’s theorem for torus graphs. *Discrete Mathematics*, 4(2):139–149, 1973.
- [8] Nira Dyn, Ifat Goren, and Shmuel Rippa. Transforming triangulations in polygonal domains. *Computer Aided Geometric Design*, 10(6):531–536, 1993.
- [9] David Eppstein. Happy endings for flip graphs. In *Proceedings of the twenty-third annual symposium on Computational geometry*, pages 92–101, 2007.
- [10] Ferran Hurtado, Marc Noy, and Jorge Urrutia. Flipping edges in triangulations. *Discrete & Computational Geometry*, 22(3):333–346, 1999.
- [11] Johannes F Knauf, Benedikt Krüger, and Klaus Mecke. Entropy of unimodular lattice triangulations. *EPL (Europhysics Letters)*, 109(4):40011, 2015.
- [12] Charles L Lawson. Transforming triangulations. *Discrete mathematics*, 3(4):365–372, 1972.
- [13] Seiya Negami. Diagonal flips in triangulations of surfaces. *Discrete Mathematics*, 135(1-3):225–232, 1994.
- [14] Seiya Negami et al. Diagonal flips of triangulations on surfaces, a survey. 1999.
- [15] Seiya Negami and Shin Watanabe. Diagonal transformations of triangulations on surfaces. *Tsukuba J. Math*, 14:155–166, 1990.
- [16] Eliyahu Osherovich and Alfred M Bruckstein. All triangulations are reachable via sequences of edge-flips: an elementary proof. *Computer Aided Geometric Design*, 25(3):157–161, 2008.
- [17] Mr. J. Farey Sen. Lxxix. on a curious property of vulgar fractions. *The Philosophical Magazine*, 47(217):385–386, 1816.
- [18] William Sims and Meera Sitharam. Mixing time of glauher dynamics over lattice triangulations. *Manuscript*, 2020.
- [19] Klaus Wagner. Bemerkungen zum vierfarbenproblem. *Jahresbericht der Deutschen Mathematiker-Vereinigung*, 46:26–32, 1936.

A Lemmas Needed in Section 4

A.1 Proof of Lemma 8

The proof of Lemma 8 requires the following lemmas.

Lemma 16 (Flippable Farey Parallelograms). *Consider an equilateral triangulation T of a lattice point-set S and a point-pair (g, u) in S such that the Farey plan for g has length at least 2. Let the longer point-pairs in the Farey parallelogram for (g, u) be (g_1, u) and (g_1, v) and let $g_2 = g - g_1$. If some flip path p between T and some triangulation T' contains flips on the Farey parallelograms $P_{g_1, u}$ and $P_{g_1, v}$ and if (g_1, u) , (g_2, u) , (g_1, v) , $(g_2, u + g_1)$, and $(g_1 - g_2, v)$ are edges in T' , then a flip on $P_{g, u}$ can be performed after those in p .*

Proof. Since the Farey plan for g has length at least 2, the Farey parallelogram $P_{g, u}$ is contained as edges in T' , by Lemma 6. Also, g does not belong to the equivalence classes $(0, 1)$ or $(1, 1)$ so g_1 is not unit-length and the Farey parallelogram P_{g_1} exists. Consider the two triangulations T_1 and T_2 resulting from the flips in the given flip path on the Farey parallelograms $P_{g_1, u}$ and $P_{g_1, v}$, respectively. Since these flips were able to be performed, the region in T_1 bounded by $P_{g_1, u}$ and the region in T_2 bounded by $P_{g_1, v}$ contain only the edges (g_1, u) and (g_1, v) respectively. Thus, by Lemma 6, the region in T' bounded by $P_{g, u}$ contains only the shorter diagonal edge of $P_{g, u}$, and so a flip on $P_{g, u}$ that replaces this edge with (g, u) can be performed after those in p . \square

Lemma 17 (Length-increasing Flips). *Consider the poset $\pi_{g, u}$ output by Algorithm Flip Plan on an input point-pair (g, u) .*

1. *All flips in $\pi_{g, u}$ replace edges with longer ones.*
2. *All flips in $\pi_{g, u}$ that are not minimal add edges that are longer than the edges added by their child flips.*
3. *The only flip in $\pi_{g, u}$ that adds an edge with a longer vector than that of a longer point-pair in the Farey parallelogram $P_{g, u}$ is the flip on $P_{g, u}$.*

Proof. Statement (1) is immediate from the construction of the poset $\pi_{g, u}$. Statement (2) follows directly from repeated application of Lemma 7. Lastly, Statement (3) is a consequence of Statement (2). \square

Lemma 18 (Extending Adjacent Flip Plans). *Consider an equilateral triangulation T of a lattice point-set S and adjacent point-pairs (g, u) and (g, v) in S such that the Farey plan for g has length at least 2. Let (g_1, u_1) and (g_1, u_2) be the longer point-pairs in the Farey parallelogram for (g, u) and let (g_1, u_3) and (g_1, u_4) be the longer point-pairs in the Farey parallelogram for (g, v) . Also, let $\pi_{g, u}$ and $\pi_{g, v}$ be the posets output by Algorithm Flip Plan on inputs (g, u) and (g, v) , respectively. Then, Statement (1) implies Statement (2) below:*

1. *The poset $\pi_{g, u} \cup \pi_{g, v}$ with its two maximal flips removed is a flip plan for (g_1, u_1) , (g_1, u_2) , (g_1, u_3) , and (g_1, u_4) .*
2. *The poset $\pi_{g, u} \cup \pi_{g, v}$ is a flip plan for (g, u) and (g, v) .*

Proof. Assume Statement (1) is true and consider a linear-ordering p of $\pi_{g,u} \cup \pi_{g,v}$. This sequence of flips can be split into subsequences $p = p_1 p' p_2 p''$, where p' and p'' are flips on the Farey parallelograms $P_{g,u}$ and $P_{g,v}$, respectively. By assumption, p_1 is a flip path that starts from the equilateral triangulation T . Let T' be the target triangulation of p_1 . It suffices to show that $p' p_2 p''$ is a flip path that starts from T' . Then, since the target triangulation of the flip path $p_1 p'$ contains (g, u) , and no flip in $\pi_{g,u} \cup \pi_{g,v}$ removes (g, u) , by Lemma 17 (1) and (3), the target triangulation of p contains (g, u) and (g, v) . Thus, the lemma is proved.

Observe that p_1 contains all flips in the poset $\pi_{g,u}$, except for the maximal flip on $P_{g,u}$. Since the Farey plan for g has length at least 2, the Farey parallelogram for g_1 exists. Hence, by Lemma 7, p_1 contains a flip s on P_{g_1, u_1} , and the triangulation resulting from this flip contains (g_1, u_1) and P_{g_1, u_1} as edges. If some flip in p_1 after s removes one of these edges, then the Farey parallelogram of the first flip that does so contains (g_1, u_1) , by Lemma 17 (1). The edge added by this flip is longer than (g_1, u_1) , so by Lemma 17 (3) this flip must be p' , a contradiction. This implies that no flip in p_1 after s removes (g_1, u_1) or an edge in P_{g_1, u_1} . Therefore, T' contains (g_1, u_1) and P_{g_1, u_1} as edges. Similarly, T' contains (g_1, u_2) and P_{g_1, u_2} as edges. Thus, by Lemmas 6 and 16, the flip p' can be performed after p_1 .

Next, if p_2 is empty, then by a similar argument the flip p'' can be performed after p_1 . Observe that p'' can still be performed after $p_1 p'$, so $p' p''$ is a flip path that starts from T' and we are done. Therefore, assume p_2 contains at least one flip. Let s be the first flip in p_2 that cannot be performed, and let (h, y) be the edge added by s . Observe that s is contained in $\pi_{g_1, v}$. By assumption, s can be performed in the flip path $p_1 p_2$. Hence, the Farey parallelogram $P_{h, y}$ and its shorter diagonal are contained as edges in the triangulation preceding s in this flip path. Therefore, the flip p' on $P_{g, u}$ removes one of these edges, so $P_{h, y}$ contains the shorter diagonal of $P_{g, u}$. As argued above, T' contains (g_1, u_1) , (g_1, u_2) , P_{g_1, u_1} , and P_{g_1, u_2} as edges. A similar argument shows that no flip in p_2 removes these edges, so they are edges in each triangulation along the flip path p_2 , starting from T' . In particular, these edges are contained in the triangulation preceding s in the flip path $p_1 p_2$. Thus, by Lemma 6, $P_{h, y}$ contains a longer point-pair in $P_{g, u}$. This implies that s adds an edge whose vector is longer than the vector of this point-pair, so s is the flip p'' , by Lemma 17 (3). This is a contradiction, so $p' p_2$ is a flip path that starts from T' .

Finally, observe that the flip on $P_{g, u}$ does not remove an edge in $P_{g, v}$ or its shorter diagonal. Thus, the argument that we can perform the flip p'' on $P_{g, v}$ after the flip path $p' p_2$ is almost identical to the argument that we can perform the flip p' on $P_{g, u}$ after the flip path p_1 . \square

Proof of Lemma 8. By Lemma 18, it suffices to show that Statements (1) and (2) imply Statement (1) of Lemma 18. Let π' be the poset $\pi_{g, u} \cup \pi_{g, v}$ with its maximal two flips removed and consider a linear-ordering $p = p_1, \dots, p_n$ of π' . Assume that, starting from the equilateral triangulation T , p_t is the first flip in p that cannot be performed, and let (h, y) be the edge added by this flip. By assumption, the subsequence $p' = p_1, \dots, p_{t-1}$ is a flip path that starts from T . Let T' be the target triangulation of p' .

If p_t is a minimal flip in π' , then (h, y) belongs to the equivalence class (1, 1) and its Farey parallelogram $P_{h, y}$ consists of unit-length point-pairs. Observe that T contains $P_{h, y}$ as edges, and the region bounded by these edges contains only a unit-length edge. Hence, some flip in p' must remove an edge in $P_{h, y}$. The first flip that does so adds an edge whose Farey parallelogram contains an edge in $P_{h, y}$ and its shorter diagonal. This implies that the defining coordinates of the added edge are different than those of (h, y) . However, by construction, all edges added by flips in π' have the same defining coordinates, so we get a contradiction. Therefore, p_t is not a minimal flip in π' .

Next, let $P_{h,y} = \{(h_1, y), (h_2, y + h_1), (h_2, y), (h_1, y + h_2)\}$, where h_1 is longer than h_2 . Since p_t is not a minimal flip, the Farey plan for h has length at least 2, and so the Farey parallelograms $P_{h_1,y}$ and $P_{h_1,y+h_2}$ exist. Hence, the shorter diagonal of $P_{h,y}$ is $(h_1 - h_2, y + h_2)$, and it is shared by $P_{h_1,y}$ and $P_{h_1,y+h_2}$, by Lemma 6. By Lemma 7, p' contains a flip p_s on $P_{h_1,y}$, and the triangulation resulting from p_s contains (h_1, y) , (h_2, y) , and $(h_1 - h_2, y + h_2)$ as edges. Similarly, some triangulation resulting from another flip in p' contains $(h_1, y + h_2)$, $(h_2, y + h_1)$, and $(h_1 - h_2, y + h_2)$ as edges. If T' contains $P_{h,y}$ and its shorter diagonal as edges, then $p'p_t$ is a flip path that starts from T , by Lemma 16, and we are done. Therefore, assume some flip p_r in p' , with $s + 1 \leq r \leq t - 1$, removes (h_1, y) , (h_2, y) , or $(h_1 - h_2, y + h_2)$. Consider the case where some flip plan π_i contains both p_t and p_r . Then, the maximal subsequence $p''p_t$ of $p'p_t$ containing only flips in π_i is a flip path that starts from T , by assumption. However, since p'' contains p_r , Lemma 17 (1) tells us that the target triangulation of p'' does not contain $P_{h,y}$ and its shorter diagonal as edges. This implies that $p''p_t$ is not a flip path, which is a contradiction, so no flip plan π_i contains both p_t and p_r . A similar argument shows that no flip plan $\pi_i \cup \pi_j$ contains both p_t and p_r . Again, this is a contradiction since p contains both p_t and p_r , so no flip in p' between p_s and p_t removes (h_1, y) , (h_2, y) , or $(h_1 - h_2, y + h_2)$. Similarly, no flip in p' after the flip on $P_{h_1,y+h_2}$ removes $(h_1, y + h_2)$, $(h_2, y + h_1)$, or $(h_1 - h_2, y + h_2)$. Thus, T' contains $P_{h,y}$ and its shorter diagonal as edges, and we are done. \square

A.2 Proof of Lemma 9

Proof of Lemma 9. We proceed by induction on the size n of the Farey plan for the vector g . Let $\pi_{g,u}$ be the poset output by Algorithm Flip Plan on input (g, u) . Since (g, u) is not unit-length, n is at least 1 and $\pi_{g,u}$ is non-empty. When $n = 1$, (g, u) belongs to the equivalence class $(1, 1)$ and its bounding region is its Farey parallelogram. The only flip in $\pi_{g,u}$ is on this parallelogram, so the base case holds. Assume the lemma holds for $n = k \geq 1$ and we will show it holds for $n = k + 1$. Clearly, the Farey parallelogram of the maximal flip in $\pi_{g,u}$ is contained in the bounding region for (g, u) . Consider the longer point-pairs (g_1, u) and (g_1, v) in the Farey parallelogram $P_{g,u}$. By Lemma 5, the Farey plans for (g_1, u) and (g_1, v) have size k . Therefore, by Lemma 7 and the inductive hypothesis, the bounding regions for (g_1, u) and (g_1, v) contain all Farey parallelograms of the flips in $\pi_{g,u}$, except for the Farey parallelogram $P_{g,u}$ of the maximal flip. Lastly, by the definition of the inverse Farey-Flip map, (g_1, u) and (g_1, v) have the same defining coordinates as (g, u) , so their bounding regions are contained in the bounding region for (g, u) . Thus, the lemma is proved by induction. \square

B Proofs Needed in Section 5

B.1 Proof of Lemma 11

Proof of Lemma 11. We proceed by induction on the length of the Farey plan for the vector g , say n . Since g is not unit-length, n is at least 1. When $n = 1$, (g, u) belongs to the equivalence class $(1, 1)$ and the flip plan $\pi_{g,u}$ contains a single flip on the Farey parallelogram $P_{g,u}$. Clearly, the line-segment of (g, u) intersects the line-segment of the shorter diagonal of $P_{g,u}$.

Next, assume the lemma is true when $n = k \geq 1$ and we will show it is true for $n = k + 1$. The maximal flip in $\pi_{g,u}$ is on $P_{g,u}$, so the line-segment of (g, u) intersects the line-segment of the shorter diagonal of $P_{g,u}$. Let (g_1, u) and (g_1, v) be the longer point-pairs in $P_{g,u}$ and consider the

flip plans $\pi_{g_1,u}$ and $\pi_{g_1,v}$. By Lemma 5 and the inductive hypothesis, the line-segment of the shorter diagonal of every Farey parallelogram in $\pi_{g_1,u}$ and $\pi_{g_1,v}$ intersects the line-segments of (g_1, u) and (g_1, v) , respectively. Also, by Lemma 7, $\pi_{g_1,u} \cup \pi_{g_1,v}$ is $\pi_{g,u}$ with its maximal flip removed. Thus, if one of the line-segments of these diagonals does not intersect the line-segment of (g, u) , then the region bounded by $P_{g,u}$ must contain a lattice point, by Lemma 6. This contradicts Corollary 3, so the lemma is proved by induction. \square

B.2 Proof of Lemma 13

The proof of Lemma 13 requires a theorem from Dyn et al. [8] and Lemmas 11, 19, and 20, below. The idea is to show that if two point-pairs (g, u) and (g, v) do not have intersecting line-segments, then the line segment of (g, u) does not intersect the line-segment of a point-pair added by a flip in the flip plan $\pi_{g,v}$.

Theorem 8 ([8], Theorem 2.1). *Consider a triangulation T of a lattice point-set S and let (g, u) be a point-pair in S that is an edge in some triangulation. Then, there exists a flip path p that starts from T and forces (g, u) to become an edge such that all edges removed by flips in p intersect the line-segment of (g, u) .*

Lemma 19 (The Farey Parallelograms Resulting from Algorithm Multi Flip Plan). *Consider an equilateral triangulation T of a lattice point-set S . Let G be a set of point-pairs in S that are edges in some triangulation and let G' be its maximum independent subset of non-unit-length point-pairs. Also, let π_G be the poset output by Algorithm Multi Flip Plan on input G . If some linear-ordering p of π_G is a flip path for G , then the point-pairs in G' are the only edges in the target triangulation of p that are contained in their Farey parallelograms.*

Proof. Let T' be the target triangulation of p . The maximal flips in π_G are on the Farey parallelograms for point-pairs in G' , by definition. Hence, for any point-pair (g_i, u_i) in G' , the triangulation resulting from the maximal flip on the Farey parallelogram P_{g_i, u_i} contains P_{g_i, u_i} as edges. If T' does not contain P_{g_i, u_i} as edges, then some flip in π_G removes an edge in P_{g_i, u_i} . By Lemma 17 (1), the first flip to do so is performed on a Farey parallelogram containing (g_i, u_i) as a longer point-pair. By Lemma 7, this implies that the flip on P_{g_i, u_i} is not maximal, which is a contradiction. Thus, T' contains the Farey parallelograms for the point-pairs in G' as edges.

To see that these are the only edges in T' with this property, first observe that no edge in the equilateral triangulation T is contained in its Farey parallelogram. Hence, the only candidate edges are those added by flips in π_G , other than the ones added by maximal flips. However, by Lemma 11, some edge in G' intersects the line-segment of a point-pair in the Farey parallelogram for each of these edges. Thus, the lemma is proved. \square

Lemma 20 (Extending Flip Paths for Point-pairs). *Consider the equilateral triangulation T of a lattice point-set S . Let $G = \{(g_1, u_1), \dots, (g_{n+1}, u_{n+1})\}$ be an independent set of point-pairs in S that are edges in some triangulation and let π_{G_n} be the poset output by Algorithm Multi Flip Plan on input $G_n = G \setminus \{(g_{n+1}, u_{n+1})\}$. If some linear-ordering of π_{G_n} is a flip path between T and a triangulation T' that contains G_n as edges but not (g_{n+1}, u_{n+1}) , then there exists a flip path p that starts from T' and forces (g_{n+1}, u_{n+1}) to become an edge. Moreover, all edges replaced by flips in p intersect the line-segment of (g_{n+1}, u_{n+1}) and p contains all flips in $\pi_{g_{n+1}, u_{n+1}} \setminus \pi_{G_n}$.*

Proof. Let $\pi' = \pi_{g_{n+1}, u_{n+1}} \setminus \pi_{G_n}$. Since G is independent and (g_{n+1}, u_{n+1}) is not an edge in T' , (g_{n+1}, u_{n+1}) is not unit-length, and so π' is non-empty. Also, since G are edges in some

triangulation, Theorem 8 tells us that there exists a flip path $p = p_1, \dots, p_m$ that starts from T' and forces (g_{n+1}, u_{n+1}) to become an edge such that all edges replaced by flips in p intersect the line-segment of (g_{n+1}, u_{n+1}) . We have that p is non-empty for the same reason π' is non-empty.

First, we show that we can remove flips from p until all flips replace edges with longer ones, and the resulting sequence p' is a flip path that starts from T' and forces (g_{n+1}, u_{n+1}) to become an edge. Since all edges replaced by flips in p intersect the line-segment of (g_{n+1}, u_{n+1}) , the same is true of all edges replaced by flips in p' . Assume that p_t is the first flip in p that replaces an edge (h, y) with a shorter one. By Corollary 3, p_t is a flip on a Farey parallelogram. Since G contains (g_{n+1}, u_{n+1}) and no two point-pairs in G have intersecting line-segments, no point-pair in G_n is removed by a flip in p . By Lemma 19, the only edges in T' contained in their Farey parallelograms are those in G_n . Hence, we must have $t > 1$. Therefore, some flip p_s in p , with $1 \leq s < t$, is performed on the Farey parallelogram $P_{h,y}$, and this flip replaces the shorter diagonal of $P_{h,y}$ with (h, y) . If (h, y) is (g_{n+1}, u_{n+1}) , then $p' = p_1, \dots, p_i$ is the desired flip path. Otherwise, observe that the triangulations resulting from p_s and p_t contain $P_{h,y}$ as edges. Furthermore, since all flips between p_s and p_t replace edges with longer ones, (h, y) and $P_{h,y}$ must be edges in the triangulations resulting from these flips. Thus, removing p_s and p_t from p yields a flip path between the same triangulations as p and containing 1 less flip that replaces an edge with a shorter one. We can repeat this process to obtain the desired flip path p' .

Finally, we show that p' contains the flips in π' . Observe that T' does not contain any edge added by a flip in π' . Since the flips in p' replace edges with longer ones, Corollary 3 tells us that p' contains a flip on the Farey parallelogram $P_{g_{n+1}, u_{n+1}}$. By Lemma 12, this is the maximal flip in π' . Next, let π'_1 be π' with this flip removed. If π'_1 is non-empty, then the triangulation T' does not contain a longer point-pair in $P_{g_{n+1}, u_{n+1}}$, by Lemma 7. Hence, p' must contain a flip on the Farey parallelogram for this point-pair. This is a maximal flip in π'_1 . By repeating this argument, it is clear that p' contains all flips in π' . \square

Proof of Lemma 13. We proceed by induction on $n = |G|$. When $n = 1$, we have $G' = \{(g_1, u_1)\}$ and $\tau_G = \pi_{g_1, u_1}$, so the lemma holds by Corollary 1. Assume that the lemma holds for all $1 \leq j \leq k$ and we will show that it holds for $k + 1$. Let $G = \{(g_1, u_1), \dots, (g_{k+1}, u_{k+1})\}$ and let $\tau_G = \pi_{g_1, u_1} \parallel \dots \parallel \pi_{g_{k+1}, u_{k+1}}$. Consider the set $G_k = \{(g_1, u_1), \dots, (g_k, u_k)\}$, the poset $\tau_{G_k} = \pi_{g_1, u_1} \parallel \dots \parallel \pi_{g_k, u_k}$, and the maximum independent subset G'_k of G_k .

Case 1. (g_{k+1}, u_{k+1}) is not contained in G' .

In this case, we have $G'_k = G'$. This, along with the definition of an independent set, implies that $\tau_{G_k} = \tau_G$. Hence, the lemma is proved by the inductive hypothesis.

Case 2. (g_{k+1}, u_{k+1}) is contained in G' .

In this case, consider the set H of point-pairs $(g_i, u_i) \in G$ such that either (i) (g_i, u_i) is unit-length and is removed by a flip in $\pi_{g_{k+1}, u_{k+1}}$ that is not contained in π_{g_j, u_j} , for any $(g_j, u_j) \in G_k$ or (ii) π_{g_i, u_i} is a subposet of $\pi_{g_{k+1}, u_{k+1}}$ but not a subposet of π_{g_j, u_j} , for any $(g_j, u_j) \in G_k \setminus \{(g_i, u_i)\}$. Then, the set $G'_k = (G' \cup H) \setminus \{(g_{k+1}, u_{k+1})\}$. Note that any unit-length point-pair (g_i, u_i) in G'_k is contained in the equilateral triangulation T . Additionally, the line-segment of (g_i, u_i) does not intersect the line-segment of any other unit-length point-pair in G'_k nor the line-segment of any non-unit-length point-pair (g_j, u_j) in G_k , since π_{g_j, u_j} is a flip plan that starts from T , by Corollary 1. Hence, it suffices to consider non-unit-length point-pairs in G'_k .

Observe that each non-unit-length point-pair in H is added as an edge by some flip in $\pi_{g_{k+1}, u_{k+1}}$, and no two of these flips are related in this flip plan. This implies that for any two non-unit-length point-pairs in H , some linear-ordering of $\pi_{g_{k+1}, u_{k+1}}$ contains two consecutive flips that add these

point-pairs as edges, and the triangulation resulting from the second flip contains both point-pairs as edges. Hence, each point-pair in H is an edge in some triangulation and no two point-pairs in H have intersecting line-segments. If $I = G'_k \setminus H$ is empty, observe that $G' = \{(g_{k+1}, u_{k+1})\}$ and $\tau_{G_k} = \pi_{g_{k+1}, u_{k+1}}$, and the lemma is proved by Corollary 1. Therefore, assume I is not empty.

Since $I = G'_k \setminus \{(g_{k+1}, u_{k+1})\}$, each point-pair in I is an edge in some triangulation and no two point-pairs in I have intersecting line-segments, by assumption. Applying the inductive hypothesis to I shows that $\tau_I = \pi_{g'_1, u'_1} \parallel \dots \parallel \pi_{g'_l, u'_l}$ is a flip plan that starts from T and forces I to become edges, where $(g'_i, u'_i) \in I$. Observe that (i) $I \cup \{(g_{k+1}, u_{k+1})\}$ is independent and is contained as edges in some triangulation, (ii) any linear-ordering of τ_I is a linear-ordering of the poset output by Algorithm Multi Flip Plan on input I , and (iii) the target triangulation T' of τ_I contains I as edges but not (g_{k+1}, u_{k+1}) . Therefore, by Lemma 20, there exists a flip path r that starts from T' and forces (g_{k+1}, u_{k+1}) to become an edge. Moreover, r contains the flips in $\pi_{g_{k+1}, u_{k+1}} \setminus \tau_I$ and all edges removed by flips in r intersect the line-segment of (g_{k+1}, u_{k+1}) . By assumption, no point-pair in I is removed by a flip in r . Thus, since each non-unit-length point-pair in H is added as an edge by a flip in $\pi_{g_{k+1}, u_{k+1}} \setminus \tau_I$, the line-segment of this point-pair does not intersect the line-segment of any non-unit-length point-pair in I .

Thus, applying the inductive hypothesis to G'_k tells us that τ_{G_k} is a flip plan that starts from T and forces G'_k to become edges. Let T'' be the target triangulation of τ_{G_k} . If (g_{k+1}, u_{k+1}) is unit-length, then we have $\tau_{G_k} = \tau_G$. Additionally, (g_{k+1}, u_{k+1}) is contained in T and, by the definition of G' , no flip in τ_{G_k} removes (g_{k+1}, u_{k+1}) . Hence, T'' contains G' and the lemma is proved.

Therefore, assume (g_{k+1}, u_{k+1}) is not unit-length. By the definition of poset concatenation, we must show that $\pi' = \pi_{g_{k+1}, u_{k+1}} \setminus \tau_{G_k}$ is a flip plan that starts from T'' and forces (g_{k+1}, u_{k+1}) to become an edge such that the target triangulation contains G' as edges. Observe that no flip in π removes a point-pair in G' , because then the line-segments of (g_{k+1}, u_{k+1}) and this point-pair must intersect, by Lemma 11. However, these line-segments do not intersect by assumption. Hence, it suffices to show that π' is a flip plan that starts from T'' and forces (g_{k+1}, u_{k+1}) to become an edge. Let $p = p_1, \dots, p_m$ be a linear-ordering of π' and assume that p_t be the first flip in p that cannot be performed. Also, let (h, y) be the edge added by p_t . By assumption, $p' = p_1, \dots, p_{t-1}$ is a flip path that starts from T'' . There are two subcases.

Subcase 1. p_t is not a minimal flip in π' and its child flips in $\pi_{g_{k+1}, u_{k+1}}$ are contained in π' .

In this case, p' contains the child flips of p_t . By Lemmas 6 and 7, the triangulations resulting from each child flip contains half of the Farey parallelogram $P_{h,y}$ and its shorter diagonal as edges. If any flip in p' removes one of these edges, then the target triangulation of p' does not contain $P_{h,y}$ and its shorter diagonal as edge, by Lemma 17 (1). However, since all flips in p' are contained in π' , this implies that $\pi_{g_{k+1}, u_{k+1}}$ is not a flip plan, contradicting Corollary 1. Thus, $p'p_t$ is a flip path that starts from T'' .

Subcase 2. p_t is either a minimal flip π' or at least one of its child flips in $\pi_{g_{k+1}, u_{k+1}}$ is not contained in π' .

In this case, let q be a linear-ordering of τ_{G_k} . Note that each point-pair in the Farey parallelogram $P_{h,y}$ is contained in some triangulation along the flip path qp' . If p_t is a minimal flip in $\pi_{g_{k+1}, u_{k+1}}$, then $P_{h,y}$ and its shorter diagonal are unit-length point-pairs that are edges in T . Otherwise, the child flips of p_t are contained in qp' , and the triangulations resulting from these flips each contain half of $P_{h,y}$ and its shorter diagonal as edges, by Lemmas 6 and 7. If the target triangulation of qp' contains $P_{h,y}$ and its shorter diagonal as edges, then $p'p_t$ is a flip path starting from T'' .

Hence, assume some flip in qp' removes one of these edges. Let q_s be the first such flip and let it remove the edge (h_1, y_1) . By an argument similar to the one given in Subcase 1, q_s cannot be contained in p' or in $\tau_{G_k} \cap \pi_{g_{k+1}, u_{k+1}}$, since $\pi_{g_{k+1}, u_{k+1}}$ is a flip plan. Therefore, q_s is contained in $\pi_{g_i, u_i} \setminus \pi_{g_{k+1}, u_{k+1}}$, for some $(g_i, u_i) \in I$. By Lemma 11, the line-segments of (g_i, u_i) and (h_1, y_1) intersect. This implies that any flip path that starts from a triangulation containing (g_i, u_i) as an edge and performs a flip on $P_{h,y}$ must contain a flip that removes (g_i, u_i) . However, recall from the discussion in Case 2 that the triangulation T' contains I as edges and the flip path r starts from T' and forces (g_{k+1}, u_{k+1}) to become an edge. Moreover, r contains the flips in π' , and in particular q_s , and all edges removed by flips in r intersect the line-segment of (g_{k+1}, u_{k+1}) . This implies that the line-segments (g_i, u_i) and (g_{k+1}, u_{k+1}) intersect, which is a contradiction. Thus, $p'p_t$ is a flip path that starts from T' .

The subcases above are exhaustive and show that $p'p_t$ is a flip path that starts from T'' . Thus, p is a flip path that starts from T'' and forces (g_{k+1}, u_{k+1}) to become an edge, and the lemma is proved by induction. \square

C Lemmas Needed in Section 6

C.1 Proof of Lemma 14

We require Lemma 24 to prove Lemma 14. The following lemmas are used to prove Lemma 24. Recall the definition of the maximum independent set of a triangulation, given in Section 6.

Lemma 21 (Target Triangulation of Flip Plans). *Consider a lattice point-set S that admits an equilateral triangulation. Let T be a triangulation of S and let G be its maximum independent set. Then T is the target triangulation of the flip plan π_G .*

Proof. Consider the set G' of all edges in T and the flip plan $\pi_{G'}$. By Theorem 5, T is the target triangulation of $\pi_{G'}$. Simply observe that $\pi_G = \pi_{G'}$. \square

Lemma 22 (Bijection Between Triangulations and Independent Sets of Point-pairs). *Consider a lattice point-set S that admits an equilateral triangulation. The map that takes a triangulation to its maximum independent set is a bijection.*

Proof. If two triangulations are mapped to the same set, then Lemma 21 shows that these triangulations are the same. Also, for any set G of non-unit-length point-pairs that is independent in S and contained as edges in some triangulation of S , Theorem 5 and Lemma 19, in B, show that G is the maximum independent set of the minimum triangulation containing G as edges. \square

Lemma 23 (Target Triangulations of Flip Plans are Minimum Triangulations). *Consider a lattice point-set S that admits an equilateral triangulation and let G be a set of point-pairs in S that are edges in some triangulation. Then, the target triangulation of the flip plan π_G is the unique minimum triangulation containing G as edges.*

Proof. By Lemma 19, in B, the target triangulation T of π_G is a minimum triangulation containing G as edges. Consider any other triangulation T' containing G as edges. By Lemma 22, T and T' have distinct maximum independent sets H and H' , respectively. Also, by Lemma 21, T' is the target triangulation of flip plan $\pi_{H'}$ and, by Lemma 19, T' contains an edge in $H' \setminus H$ that is contained in its Farey parallelogram. Thus, T' is not a minimum triangulation containing G as edges. \square

Lemma 24 (Bijection Between Triangulations and Minimum Triangulations 1). *Consider a lattice point-set S that admits an equilateral triangulation. Let T be a triangulation of S and let G be its maximum independent set. Then, T is the minimum triangulation containing G as edges. Moreover, the map that takes T to the minimum triangulation containing G as edges is bijective.*

Proof. By Lemmas 21 and 23, T is the minimum triangulation containing G as edges. The fact that the map given in the proposition is bijective follows from Lemma 22. \square

Proof of Lemma 14. Let the lattice point-set $S = L \cap \Omega$ and let G be a set of point-pairs in S that are edges in some triangulation. If S admits an equilateral triangulation, then the lemma follows immediately from Lemma 23. Otherwise, consider a lattice point-set S' containing S that admits an equilateral triangulation. Also, consider the set $\Omega \cup G$ and let G' be its maximum subset of non-unit-length point-pairs that is independent in S' . Observe that $G' \setminus \Omega$ is the maximum subset of non-unit-length point-pairs in G that is independent in S , by definition.

Since G is contained as edges in some triangulation of S , and all triangulations of S contain Ω as edges, $\Omega \cup G$ is contained as edges in some triangulation of S' . Hence, by Lemma 23, $\pi_\Omega \cup \pi_G$ is a flip plan between the equilateral triangulation of S' and the minimum triangulation $MT(S', \Omega \cup G)$. Also, by definition, the point-pairs in G' are the only edges in $MT(S', \Omega \cup G)$ that are contained in their Farey parallelograms. If we remove the lattice points in $S' \setminus S$ from $MT(S', \Omega \cup G)$, then we get a minimum triangulation $MT(S, G)$. To see this, observe that the Farey parallelogram for each point-pair in Ω contains a vertex in $S' \setminus S$, so this point-pair is not contained in its Farey parallelogram in $MT(S, G)$. On the other hand, the Farey parallelogram for each point-pair (g, u) in $G' \setminus \Omega$ is contained in S . Otherwise, since (g, u) is contained in S , the line segment of a point-pair in the Farey parallelogram for (g, u) intersects the line-segment of a point-pair in Ω . This implies that (g, u) is not contained in its Farey parallelogram in $MT(S', \Omega \cup G)$, but (g, u) is contained in G' , so we get a contradiction. Hence, $G' \setminus \Omega$ are the only edges in $MT(S, G)$ that are contained in their Farey parallelograms.

Lastly, let T be any other triangulation of S containing G as edges. Also, consider the triangulation T' of S' obtained from T by adding the points and edges that we removed in the discussion above. By Lemma 24, T' is the minimum triangulation for its maximum independent set, which is distinct from G' . Since T' and $MT(S', \Omega \cup G)$ differ only in their edges contained in S , this implies that T' contains some edge between points in S that is contained in its Farey parallelogram but not contained in $G' \setminus \Omega$. Thus, this is also true of T , so T is not a minimum triangulation of S containing G as edges. \square

C.2 Proof of Lemma 15

Proof of Lemma 15. First, by Theorem 5, $\pi_F \cup \pi_G$ is a minimum flip plan that starts from the equilateral triangulation T and forces $F \cup G$ to become edges. Also, by Lemma 23, the target triangulation of π_F is the minimum triangulation $MT(S, F)$. Hence, $\pi_G \setminus \pi_F$ is a flip plan that starts from the minimum triangulation $MT(S, F)$ and forces G to become edges. Additionally, since the line-segments of any point-pair in F and any point-pair in G do not intersect, no flip in $\pi_G \setminus \pi_F$ removes a point-pair in F . Therefore, $\pi_G \setminus \pi_F$ is constrained by F . Lastly, if $\pi_G \setminus \pi_F$ is not a minimum flip plan, then let π be such a minimum flip plan. Clearly, $\pi_F \cup \pi$ is a flip plan that starts from T and forces $F \cup G$ to become edges. Furthermore, it contains fewer flips than $\pi_F \cup \pi_G$, contradicting Theorem 5. Therefore, Statement (1) is true. Additionally, if some other minimum flip plan contains a different set of edges, then we get a similar contradiction.

Next, by Lemma 23, the target triangulation of $\pi_F \cup \pi_G$ is the minimum triangulation $MT(S, F \cup G)$. Hence, $\pi_G \setminus \pi_F$ is clearly a flip plan between $MT(S, F)$ and $MT(S, F \cup G)$, and it is constrained by F as shown above. If it is not also a minimum flip plan, then let π' be such a minimum flip plan. By definition, $MT(S, F \cup G)$ contains $F \cup G$ as edges, so we get the same contradiction as above by considering the flip plan $\pi_F \cup \pi'$. Therefore, Statement (2) is true. Finally, if some other minimum flip plan contains a different set of edges, we get a similar contradiction, so Statement (3) is true. \square

D An Algorithm for Poset Difference

Given posets π and π' of flips on Farey parallelograms, the difference $\pi \setminus \pi'$ can be computed in $O(|\pi| + |\pi'|)$ time as follows. (1) Store each flip in π' in a hash table X indexed by the longer point-pair in the Farey parallelogram of the flip, (2) Iterate through the flips in π one level at a time, starting from the top, and check if each flip is contained in X . If it is, then remove it from π_G .

It is clear that this algorithm correctly computes $\pi \setminus \pi'$. Observe that if two flips have the same index, then they must be the same flip, by Corollary 3. Hence, Step (1) uses a perfect hash function, and so it takes $O(|\pi'|)$ time. Next, observe that if u and v are lattice points and $v - u = (x, y)$, then this pair of points can be represented as either the point-pair $((x, y), u)$ or the point-pair $((-x, -y), v)$. Therefore, we must make two comparisons in each table look-up in Step (2). Since Step (1) uses a perfect hash function, each look-up takes $O(1)$ time. Thus, Step (2) takes $O(|\pi|)$ time, and the overall time complexity of the algorithm is $O(|\pi| + |\pi'|)$, as desired.