

Powerful Inference^{*}

Xiaohong Chen[†]

Yale University and Cowles Foundation

Sokbae Lee[‡]

Columbia University and Institute for Fiscal Studies

Myung Hwan Seo[§]

Seoul National University and Institute of Economic Research

September 30, 2021

Abstract

We develop an inference method for a (sub)vector of parameters identified by conditional moment restrictions, which are implied by economic models such as rational behavior and Euler equations. Building on Bierens (1990), we propose penalized maximum statistics and combine bootstrap inference with model selection. Our method is optimized to be powerful against a set of local alternatives of interest by solving a data-dependent max-min problem for tuning parameter selection. We demonstrate the efficacy of our method by a proof of concept using two empirical examples: rational unbiased reporting of ability status and the elasticity of intertemporal substitution.

Keywords: conditional moments, economic restrictions, penalization, regularization, multiplier bootstrap, max-min.

^{*}This work was supported in part by the European Research Council (ERC-2014-CoG- 646917-ROMIA) and by the UK Economic and Social Research Council (ESRC) through research grant (ES/P008909/1) to the CeMMAP. Part of this research was carried out when Seo was visiting Cowles Foundation in 2018/2019 and was supported by the Ministry of Education of the Republic of Korea and the National Research Foundation of Korea (NRF-2018S1A5A2A01033487).

[†]xiaohong.chen@yale.edu

[‡]sl3841@columbia.edu

[§]myunghseo@snu.ac.kr

1 Introduction

Conditional moment restrictions are ubiquitous in economics. There is now a mature literature on estimation and inference with conditional moment restrictions. A standard approach in the literature is firstly to estimate unknown parameters and secondly to develop suitable test statistics based on estimators. In this paper, we take a different path and aim to carry out inference directly by skipping the first step of estimating parameters of interest. To convey our main point succinctly, we focus on a simple version of conditional moment restrictions, namely, Chamberlain (1987)'s model:

$$\mathbb{E}[g(X_i, \theta) | W_i] = 0 \quad a.s. \quad \text{if and only if } \theta = \theta_0, \quad (1)$$

where $g(x, \theta)$ is a known function except for θ , which is a finite-dimensional parameter.

Arguably, the most challenging data scenario in applying (1) is when the dimension (p) of $W_i \in \mathbb{R}^p$ is high, due to the curse of dimensionality. For example, Benítez-Silva, Buchinsky, Chan, Cheidvasser, and Rust (2004) consider testing a conditional moment restriction with a dataset of sample size $n \approx 350$ and $p \approx 20$. They examine whether a self-reported disability status is an unbiased indicator of Social Security Administration (SSA)'s disability award decision. They fail to reject the null hypothesis of rational unbiased reporting of ability status with a battery of parametric and nonparametric tests; one may ask whether it is driven by a relatively large number of conditioning variables given the sample size, however. This is the motivation of our paper. Since $p = 20$ is much smaller than $n = 350$, we do not assume that p grows with n . Nonetheless, it is still demanding to build an inference method by conditioning on double-digit covariates in a fully nonparametric fashion.

To construct a confidence set for θ or its subvector in a data scenario similar to one mentioned above, we propose to invert the Bierens (1990) test in conjunction with a method of penalization. The original Bierens test is designed to test a functional form of nonlinear regression models and has been subsequently extended to time series (de Jong, 1996) and to a more general form (Stinchcombe and White, 1998), among other things. There are different specification tests based on conditional moment restrictions in the literature (e.g., Bierens, 1982; Fan and Li, 1996; Andrews, 1997; Bierens and Ploberger, 1997; Fan and Li, 2000; Horowitz and Spokoiny, 2001).

In a recent working paper, Antoine and Lavergne (2020) leverage Bierens (1982)’s integrated conditional moment statistic to develop an inference procedure in a linear instrumental variable model. In this paper, we modify Bierens (1990)’s maximum statistic to an ℓ_1 -penalized maximum statistic. Our idea of ℓ_1 -penalization resembles LASSO (Tibshirani, 1996); however, its use is fundamentally distinct.

In LASSO, parameter estimation and model selection are combined together to improve prediction accuracy. However, ℓ_1 -penalized estimators are irregular and inference based on them requires careful treatment (see, e.g., Taylor and Tibshirani (2015) among others). Our proposal of an ℓ_1 -penalized Bierens maximum statistic is motivated by the following research questions:

- Can we make use of penalization without distorting inference?
- Can we optimize a model selection procedure to improve the power of a test?

Our solution to these questions in the context of conditional moment models is to carry out inference directly based on the Bierens (1990) test without estimating θ_0 . That is, we propose to combine *inference* with model selection to improve the power of the Bierens test. Our penalized inference method is asymptotically valid when the null hypothesis is true and can be optimized to be powerful against a local alternative of interest. Furthermore, the penalized test statistic is easier to compute than the one without penalization. The computational gains by penalization are practically important since the p -value is constructed by a multiplier bootstrap procedure. The penalization tuning parameter is selected by solving a data-dependent max-min problem.

We demonstrate the usefulness of our method by a proof of concept. First, we revisit the test of Benítez-Silva, Buchinsky, Chan, Cheidvasser, and Rust (2004) and show that our method yields a rejection of the null hypothesis at the conventional level, in contrast to the original analysis. Second, we revisit Yogo (2004) and find that an uninformative confidence interval for the elasticity of intertemporal substitution, based on annual US series ($n \approx 100$ and $p = 4$), can turn into an informative one. Both empirical examples suggest that there is substantive evidence for the efficacy of our proposed method.

The remainder of the paper is organized as follows. In Section 2, we define the test statistic and describe how to obtain bootstrap p -values. Section 3 establishes bootstrap validity. In Section 4, we derive consistency and local power and propose

how to calibrate the penalization parameter to optimize the power of the test. In Section 5, we extend our method to subvector inference for θ_{10} , for which we use plug-in estimation of θ_{20} , where $\theta_0 = (\theta_{10}, \theta_{20})$. Sections 6 and 7 give two empirical examples and Section 8 gives concluding remarks. All the proofs are in Section A.

2 Test Statistic

In this section, we introduce our test statistic and describe how to carry out bootstrap inference. Let $\|a\|$ denote the Euclidean norm of a vector a .

Before we present our test statistic, we first assume the following conditions.

Assumption 1. (i) Θ is a compact subset of \mathbb{R}^d .

(ii) $\mathbb{E}[g(X_i, \theta) | W_i] = 0$ a.s. if and only if $\theta = \theta_0$, where $\theta \in \Theta$.

(iii) $\mathbb{E}[\|g(X_i, \theta)\|] < \infty$ for each $\theta \in \Theta$.

(iv) W_i is a bounded random vector in \mathbb{R}^p .

The boundedness assumption on W_i is without loss of generality since we can take a one-to-one transformation to ensure that each component of W_i is bounded (for instance, $x \mapsto \tan^{-1}(x)$ componentwise, as used in Bierens (1990)).

Define

$$M(\theta, \gamma) := \mathbb{E}[g(X_i, \theta) \exp(W_i' \gamma)]. \quad (2)$$

Let $\mu(\cdot)$ denote the Lebesgue measure on \mathbb{R}^p . Bierens (1990) established the following result.

Lemma 1 (Bierens (1990)). *Let Assumption 1 hold. Then, $M(\theta, \gamma) = 0$ under $\theta = \theta_0$ and*

$$M(\theta, \gamma) \neq 0 \quad \text{a.e.}$$

under $\theta \neq \theta_0$. That is, $\mu\{\gamma \in \mathbb{R}^p : M(\theta, \gamma) = 0\}$ is either 0 or 1.

To minimize the notational complexity, we often abbreviate $M(\gamma) := M(\theta_0, \gamma)$ throughout this paper. In order to test the null hypothesis $H_0 : \theta = \theta_0$ against the alternative hypothesis $H_1 : \theta \neq \theta_0$, we construct a test statistic as follows. Define

$U_i(\theta) := g(X_i, \theta)$ and, as before, write $U_i := g(X_i, \theta_0)$. We start with the case that the dimension of U_i is one. Define

$$\begin{aligned} M_n(\gamma) &:= \frac{1}{n} \sum_{i=1}^n U_i \exp(W_i' \gamma), \\ s_n^2(\gamma) &:= \frac{1}{n} \sum_{i=1}^n [U_i \exp(W_i' \gamma)]^2, \\ Q_n(\gamma) &:= n \frac{[M_n(\gamma)]^2}{s_n^2(\gamma)}. \end{aligned} \tag{3}$$

Note that $U_i \exp(W_i' \gamma)$ is a centered random variable under the null hypothesis H_0 . Define the test statistic as

$$T_n(\lambda) := \max_{\gamma \in \Gamma} \left[\sqrt{Q_n(\gamma)} - \lambda \|\gamma\|_1 \right], \tag{4}$$

where $\|a\|_1$ is the ℓ_1 norm of a vector a , Γ is a compact subset in \mathbb{R}^p , and $\lambda \geq 0$ is the penalization parameter. We regard $T_n(\lambda)$ as a stochastic process indexed by $\lambda \in \Lambda$, where Λ is a compact subset in $\mathbb{R}_+ := \{\lambda \in \mathbb{R} | \lambda \geq 0\}$.

2.1 Bootstrap Critical Values

We consider the multiplier bootstrap to carry out inference. Define

$$\begin{aligned} M_{n,*}(\gamma) &:= \frac{1}{n} \sum_{i=1}^n \eta_i^* U_i \exp(W_i' \gamma), \\ s_{n,*}^2(\gamma) &:= \frac{1}{n} \sum_{i=1}^n [\eta_i^* U_i \exp(W_i' \gamma)]^2, \\ Q_{n,*}(\gamma) &:= n \frac{[M_{n,*}(\gamma)]^2}{s_{n,*}^2(\gamma)}, \end{aligned} \tag{5}$$

where η_i^* is drawn from $N(0, 1)$ and independent from data $\{(X_i, W_i) : i = 1, \dots, n\}$. For each bootstrap replication r , let

$$T_{n,*}^{(r)}(\lambda) := \max_{\gamma \in \Gamma} \left[\sqrt{Q_{n,*}^{(r)}(\gamma)} - \lambda \|\gamma\|_1 \right]. \tag{6}$$

For each λ , the bootstrap p -value is defined as

$$p_*(\lambda) := \frac{1}{R} \sum_{r=1}^R 1\{T_{n,*}^{(r)}(\lambda) > T_n(\lambda)\}$$

for a large R . We reject the null hypothesis at the α level if and only if $p_*(\lambda) < \alpha$. Then, a bootstrap confidence interval for θ_0 can be constructed by inverting a pointwise test of $H_0 : \theta = \theta_0$.

It is straightforward to extend our method to multiple conditional moment restrictions, although there may not be a unique way of doing so. For example, suppose that $U_i = (U_i^{(1)}, \dots, U_i^{(J)})'$ be a $J \times 1$ vector. Let $Q_n^{(j)}(\gamma)$ denote $Q_n(\gamma)$ in (3) using $U_i^{(j)}$ for $j = 1, \dots, J$. Then, we may generalize the test statistic in (4) by

$$T_n(\lambda) := \max_{\gamma \in \Gamma} \left[\left(\sum_{j=1}^J Q_n^{(j)}(\gamma) \right)^{1/2} - \lambda \|\gamma\|_1 \right]. \quad (7)$$

Alternatively, we may take a more general quadratic form for the first term inside the brackets in (7). For simplicity, in what follows, we focus on the case that U_i is a scalar.

3 Bootstrap Validity

Define $K(\gamma_1, \gamma_2) := \mathbb{E}[U_i^2 \exp(W_i'(\gamma_1 + \gamma_2))]$ and $s^2(\gamma) := \mathbb{E}[U_i^2 \exp(2W_i'\gamma)]$. We make the following regularity assumptions.

Assumption 2. (i) Γ is a compact subset in \mathbb{R}^p .

(ii) $\{X_i, W_i\}$ is a strictly stationary, β -mixing sequence, where W_i is adapted to the filtration \mathcal{F}_{i-1} , the mixing coefficient β_k satisfies $k^{c/(c-2)}(\log k)^{2(c-1)/(c-2)}\beta_k \rightarrow 0$, and $\{U_i\}$ is a martingale difference sequence (mds) with $0 < E|U_i|^c < \infty$, for some $c > 2$.

(iii) Λ is a compact subset in $\mathbb{R}_+ := \{\lambda \in \mathbb{R} | \lambda \geq 0\}$.

Assumption 2(ii) is standard and ensures the weak convergence of $\sqrt{n}M_n(\gamma)$ and $s_n^2(\gamma)$, see e.g. Arcones and Yu (1994) for the formal definition of the β -mixing and a functional central limit theorem under β -mixing. The boundedness of W_i and Γ

and the moment condition for U_i together imply that $\sup_{(\gamma_1, \gamma_2) \in \Gamma^2} K(\gamma_1, \gamma_2) < \infty$ and $\inf_{\gamma \in \Gamma} s^2(\gamma) > 0$.

Let $\{\mathcal{M}(\gamma) : \gamma \in \Gamma\}$ be a centered Gaussian process with the covariance kernel $\mathbb{E}[\mathcal{M}(\gamma_1) \mathcal{M}(\gamma_2)'] = K(\gamma_1, \gamma_2)$. Also, let \Rightarrow denote the weak convergence in the space of uniformly bounded functions on the parameter space that is endowed with the uniform metric.

We first establish the weak convergence of $T_n(\lambda)$.

Theorem 1. *Let Assumptions 1 and 2 hold. Then,*

$$\sqrt{n}M_n(\gamma) \Rightarrow \mathcal{M}(\gamma) \quad (8)$$

$$s_n(\gamma) \xrightarrow{p} s(\gamma) \quad \text{uniformly in } \Gamma. \quad (9)$$

Furthermore,

$$T_n(\lambda) \Rightarrow \max_{\gamma \in \Gamma} \left[\frac{|\mathcal{M}(\gamma)|}{s(\gamma)} - \lambda \|\gamma\|_1 \right].$$

We now show that the bootstrap analog $T_{n,*}(\lambda)$ of $T_n(\lambda)$ converges weakly to the same limit.

Theorem 2. *Let Assumptions 1 and 2 hold. Then,*

$$\sqrt{n}M_{n,*}(\gamma) \Rightarrow \mathcal{M}(\gamma) \quad (10)$$

$$s_{n,*}(\gamma) \xrightarrow{p} s(\gamma) \quad \text{uniformly in } \Gamma. \quad (11)$$

Furthermore,

$$T_{n,*}(\lambda) \Rightarrow \max_{\gamma \in \Gamma} \left[\frac{|\mathcal{M}(\gamma)|}{s(\gamma)} - \lambda \|\gamma\|_1 \right] \quad a.s.$$

Theorems 1 and 2 imply that the bootstrap critical values are valid for any converging sequence of λ_n . See the proof of Theorem 4 for more details.

4 Consistency, Local Power and Calibration of λ_n

4.1 Consistency

Suppose that $H_0 : \theta = \theta_*$ for some $\theta_* \neq \theta_0$. Then,

$$M_n(\gamma) = \frac{1}{n} \sum_{i=1}^n g(X_i, \theta_*) \exp(W_i' \gamma) \xrightarrow{p} \mathbb{E}[g(X_i, \theta_*) \exp(W_i' \gamma)],$$

$$s_n(\gamma) \xrightarrow{p} \sqrt{\mathbb{E}[g^2(X_i, \theta_*) \exp(2W_i' \gamma)]}.$$

Therefore, for any $\lambda \in \Lambda$,

$$n^{-1}T_n(\lambda) \xrightarrow{p} \sup_{\gamma \in \Gamma} \frac{|\mathbb{E}[g(X_i, \theta_*) \exp(W_i' \gamma)]|}{\sqrt{\mathbb{E}[g^2(X_i, \theta_*) \exp(2W_i' \gamma)]}},$$

yielding the consistency of the test, as in the following theorem.

Theorem 3. *Let Assumptions 1 and 2 hold. Then, for $\theta_* \neq \theta_0$, $T_n(\lambda) \xrightarrow{p} +\infty$ for any $\lambda \in \Lambda$.*

4.2 Local Power

Consider a sequence of local hypotheses of the following form: for some nonzero constant vector B ,

$$\theta_n = \theta_0 + B n^{-1/2},$$

which leads to

$$U_{i,n} = U_i + G(X_i, \theta_0) B n^{-1/2}, \tag{12}$$

where $G(X_i, \theta) = \partial g(X_i, \theta) / \partial \theta'$, assuming the continuous differentiability of $g(\cdot)$ at θ_0 . Unless $g(X_i, \theta)$ is linear in θ , the term $G(X_i, \theta_0)$ depends on θ_0 . However, under the null hypothesis, $G(X_i, \theta_0)$ is completely specified. For B , we may set it as a vector of ones times a constant. The form of (12) will be intimately related to our proposal regarding how to calibrate the penalization parameter λ .

As before, write $G_i := G(X_i, \theta_0)$. Under (12), we have

$$\begin{aligned}\sqrt{n}M_n(\gamma) &= \frac{1}{\sqrt{n}} \sum_{i=1}^n U_i \exp(W_i' \gamma) + \frac{1}{n} \sum_{i=1}^n \exp(W_i' \gamma) G_i B + o_p(1) \\ &\Rightarrow \mathcal{M}(\gamma) + \mathbb{E}[\exp(W_i' \gamma) G_i B].\end{aligned}$$

Then, we can establish that

$$T_n(\lambda) \Rightarrow \max_{\gamma \in \Gamma} \left[\left| \frac{\mathcal{M}(\gamma) + \mathbb{E}[\exp(W_i' \gamma) G_i B]}{s(\gamma)} \right| - \lambda \|\gamma\|_1 \right], \quad (13)$$

using arguments identical to those to prove Theorem 1.

Define the noncentrality term

$$\kappa(\gamma) := \frac{\mathbb{E}[\exp(W_i' \gamma) G_i B]}{\sqrt{\mathbb{E}[U^2 \exp(2W_i' \gamma)]}}.$$

For the test to have a non-trivial power, we need that $\kappa(\gamma^*) \neq 0$ with a positive probability, where $\gamma^*(B)$ denotes a (random) maximizer of the stochastic process in (13). Since the penalty affects $\gamma^*(B)$ different ways under the null of $B = 0$ and alternatives of $B \neq 0$, its implication on power of the test is not straightforward to analyze. The subsequent section proposes a method to select λ in a more systematic way to increase power.

Here, we discuss some examples where the presence of penalty, $-\lambda \|\gamma\|_1$, may increase the power of the test. They concern the cases when $\kappa(\gamma)$ is maximized at $\gamma = 0$ or near zero. Since the penalty is also maximized at $\gamma = 0$, the penalty pushes the maximizer $\gamma^*(B)$ in (13) toward the maximizer of $\kappa(\gamma)$. This means the penalty helps increase the value of the statistic under the alternative.

On the other hand, the magnitude of the penalty gets smaller under the alternative than under the null because the maximizer $\gamma^*(B)$ is closer to zero when $B \neq 0$. It would decrease the critical values. Together they would enhance the power of the test.

An example is a kind of conditional homoskedasticity, namely

$$\mathbb{E}[U_i^2 e^{2W_i' \gamma}] = \mathbb{E}[U_i^2] \mathbb{E}[e^{2W_i' \gamma}] \quad \text{and} \quad \mathbb{E}[\exp(W_i' \gamma) G_i B] = \mathbb{E}[\exp(W_i' \gamma)] \mathbb{E}[G_i B],$$

we have that $\kappa(\gamma) \leq \mathbb{E}[G_i B] / \mathbb{E}[U_i^2]$ by Jensen's inequality and the equality holds if

and only if $\gamma = 0$. As the second example, suppose that $W_i = (Z_i, F_i)$ and F_i is a pure noise that is independent of everything else. Then, the noncentrality term can be rewritten as

$$\kappa(\gamma) = \frac{\mathbb{E}[\exp(Z_i' \gamma_1) G_i B]}{\sqrt{\mathbb{E}[U_i^2 \exp(2Z_i' \gamma_1)]}} \frac{\mathbb{E}[\exp(F_i' \gamma_2)]}{\sqrt{\mathbb{E}[\exp(2F_i' \gamma_2)]}} =: \kappa_1(\gamma_1) \kappa_2(\gamma_2).$$

Then, as before, by Jensen's inequality, $\kappa_2(\gamma_2) \leq 1$ and the equality holds if and only if $\gamma_2 = 0$. Therefore, the (random) maximizer of the non-penalized stochastic process $\left| \frac{\mathcal{M}(\gamma)}{s(\gamma)} + \kappa(\gamma) \right|$ will center around $\gamma = 0$ under homoskedasticity; and it will revolve around $\gamma_2 = 0$ if F_i is pure noise.

4.3 Calibration of λ

The penalty function works differently on how it shrinks the maximizer $\hat{\gamma}$ under the alternatives. Ideally, it should induce sparse solutions that force zeros for the coefficients of the irrelevant conditioning variable to maximize the power of the test.

On one hand, the penalty helps to increase the power by increasing $\kappa(\gamma)$ under homoskedasticity or boosting $\kappa_2(\gamma_2)$ under the presence of pure noise. On the other hand, the penalty thwarts both the critical values and $\kappa_1(\gamma_1)$ by introducing a bias to the maximizer γ^* .

Although it is demanding to characterize the optimal choice of λ analytically, we can elaborate on the choice of the penalty parameter λ under the limit of experiments

$$\frac{\mathcal{M}(\gamma) + \mathbb{E}[\exp(W_i' \gamma) G_i B]}{s(\gamma)},$$

for which we parametrize the size of the deviation by B . Then, our test becomes

$$\mathcal{T}(\lambda, B, \alpha) = 1 \left\{ \max_{\gamma \in \Gamma} \left| \frac{\mathcal{M}(\gamma) + \mathbb{E}[\exp(W_i' \gamma) G_i B]}{s(\gamma)} \right| - \lambda \|\gamma\|_1 > c_\alpha(\lambda) \right\} \quad (14)$$

for a critical value $c_\alpha(\lambda)$, which is the $(1 - \alpha)$ quantile of $\max_{\gamma \in \Gamma} \left[\frac{|\mathcal{M}(\gamma)|}{s(\gamma)} - \lambda \|\gamma\|_1 \right]$.

Let $\mathcal{R}(\lambda, B, \alpha) = \mathbb{E}[\mathcal{T}(\lambda, B, \alpha)]$ denote the power function of the test under the limit experiment for given λ, B and α , where $0 < \alpha < 1$ is a prespecified level of the

test. We propose to select λ by solving the max-min problem:

$$\max_{\lambda \in \Lambda} \min_{B \in \mathcal{B}} \mathcal{R}(\lambda, B, \alpha), \quad (15)$$

where Λ is a set of possible values of λ and \mathcal{B} is a set of possible values of B . In some applications, the inner minimization over $B \in \mathcal{B}$ is simple and easy to characterize. For Λ , we can take a discrete set of possible values of λ , including 0, if suitable. The idea behind (15) is as follows. For each candidate λ , the size of the test is constrained properly because $\mathcal{R}(\lambda, 0, \alpha) \leq \alpha$. Then we look at the least-favorable local power among possible values of B and choose λ that maximizes the least-favorable local power.

To operationalize our proposal, we again rely on a multiplier bootstrap. Define

$$\begin{aligned} M_{n,*}(\gamma, B) &:= \frac{1}{n} \sum_{i=1}^n \left(\eta_i^* U_i + \frac{B}{\sqrt{n}} G_i \right) \exp(W_i' \gamma), \\ s_{n,*}^2(\gamma, B) &:= \frac{1}{n} \sum_{i=1}^n \left[\left(\eta_i^* U_i + \frac{B}{\sqrt{n}} G_i \right) \exp(W_i' \gamma) \right]^2, \\ Q_{n,*}(\gamma, B) &:= n \frac{[M_{n,*}(\gamma, B)]^2}{s_{n,*}^2(\gamma, B)}, \end{aligned}$$

where η_i^* is drawn from $N(0, 1)$ and independent from data $\{(X_i, W_i) : i = 1, \dots, n\}$. The quantities above are just shifted versions of (5). For each bootstrap replication r , let

$$T_{n,*}^{(r)}(\lambda, B) := \max_{\gamma \in \Gamma} \left[\sqrt{Q_{n,*}^{(r)}(\gamma, B)} - \lambda \|\gamma\|_1 \right]. \quad (16)$$

Then the critical value $c_\alpha(\lambda)$ is approximated by $c_\alpha^*(\lambda)$, the $(1-\alpha)$ -quantile of $\{T_{n,*}^{(r)}(\lambda, 0) : r = 1, \dots, R\}$ for some large value of R . Once $c_\alpha^*(\lambda)$ is obtained, $\mathcal{R}(\lambda, B, \alpha)$ is approximated by

$$\frac{1}{R} \sum_{r=1}^R 1 \{T_{n,*}^{(r)}(\lambda, B) > c_\alpha^*(\lambda)\}. \quad (17)$$

We conclude this section by commenting that we use a shifted version of $\widehat{s}_{n,*}^2(\gamma, B)$ instead of $\widehat{s}_{n,*}^2(\gamma, 0)$ when we define (16). This is because we would like to mimic more closely the finite-sample distribution of the test statistic under the alternative.

Let $\Lambda_0 \in \Lambda$ denote a set of the global solution in (15) so that

$$\min_{B \in \mathcal{B}} \mathcal{R}(\lambda_0, B, \alpha) > \min_{B \in \mathcal{B}} \mathcal{R}(\lambda, B, \alpha) \quad \text{for any } \lambda \in \Lambda \setminus \Lambda_0 \text{ and } \lambda_0 \in \Lambda_0. \quad (18)$$

Similarly, let $\widehat{\lambda}$ denote a maximizer of $\min_{B \in \mathcal{B}} \mathcal{R}_n(\lambda, B, \alpha)$, where

$$\mathcal{R}_n(\lambda, B, \alpha) := \Pr^* \{T_{n,*}(\lambda, B, \alpha) > c_\alpha^*(\lambda)\}.$$

Define $T(\lambda) := \max_{\gamma \in \Gamma} \left[\frac{|\mathcal{M}(\gamma)|}{s(\gamma)} - \lambda \|\gamma\|_1 \right]$. Let F_λ and F_λ^* denote the distribution function of $T(\lambda)$ and that of $T_{n,*}(\lambda)$ conditional on the sample \mathcal{X}_n , respectively. We make the following regularity condition on F_λ .

Assumption 3. *The partial derivatives $\{\partial F_\lambda(x)/\partial x : \lambda \in \Lambda\}$ exist and are bounded away from zero for all $\lambda \in \Lambda$ and $x \in [-c + \min_\lambda F_\lambda^{-1}(\alpha), \max_\lambda F_\lambda^{-1}(\alpha) + c]$ for some $c > 0$.*

The following theorem shows that the bootstrap critical values $c_\alpha^*(\lambda)$ are uniformly consistent for $c_\alpha(\lambda)$, which is the $(1 - \alpha)$ quantile of $T(\lambda)$. Furthermore, it establishes consistency of our proposed calibration method in the sense that $d(\widehat{\lambda}, \Lambda_0) \xrightarrow{p} 0$, where $d(x, X) := \min\{|x - y| : y \in X\}$.

Theorem 4. *Let Assumptions 1, 2 and 3 hold. Then, $c_\alpha^*(\lambda) \xrightarrow{p} c_\alpha(\lambda)$ uniformly in Λ . Thus, $d(\widehat{\lambda}, \Lambda_0) \xrightarrow{p} 0$.*

5 Subvector Inference

Partition $\theta = (\theta'_1, \theta'_2)'$ and $\theta_0 = (\theta'_{10}, \theta'_{20})'$. We now consider the inference for θ_{10} . We assume that for each fixed θ_1 , there exists some prior estimator $\widehat{\theta}_2(\theta_1) = \psi_n(\{X_i, W_i\}_{i=1}^n)$ of $\theta_2(\theta_1)$, so that $\theta_{20} = \theta_2(\theta_{10})$. For example, suppose that $g(X_i, \theta)$ can be written as $g(X_i, \theta) = g_1(X_i, \theta_1) - \theta_2$. Then, $\theta_{20} = \mathbb{E}[g_1(X_i, \theta_{10})] = 0$, thereby yielding the following estimator of θ_2 given θ_1 :

$$\widehat{\theta}_2(\theta_1) = n^{-1} \sum_{i=1}^n g_1(X_i, \theta_1).$$

In what follows, we assume standard regularity conditions on $\widehat{\theta}_2(\theta_1)$. Let Θ_1 denote the parameter space for θ_1 .

Assumption 4. Suppose that there exists a \sqrt{n} -consistent estimator $\widehat{\theta}_2(\theta_1)$ of $\theta_2(\theta_1)$ that has the following representation: uniformly in $\theta_1 \in \Theta_1$,

$$\sqrt{n} \left(\widehat{\theta}_2(\theta_1) - \theta_2(\theta_1) \right) = \frac{1}{\sqrt{n}} \sum_{i=1}^n \eta_{ni}(\theta_1) + o_p(1),$$

where $\{\psi_{ni}(\theta_1) = (\eta_{ni}(\theta_1), U_i)\}$ is a strictly stationary ergodic mds array with $V_{\psi(\theta_1)} = \lim_{n \rightarrow \infty} \mathbb{E}[\psi_{ni}(\theta_1)\psi_{ni}(\theta_1)'] > 0$. Furthermore, assume that there exists $G(x, \theta)$ such that $\mathbb{E}|G(X_i, \theta_0)| < \infty$, $\theta \mapsto G(X_i, \theta)$ is continuous at θ_0 almost surely, and

$$g(X_i, \theta) - g(X_i, \theta_0) - G(X_i, \theta)'(\theta - \theta_0) = o_p(\|\theta - \theta_0\|), \quad (19)$$

and that $\theta_1 \mapsto \theta_2(\theta_1)$ is continuous.

Define $\widehat{U}_i(\theta_1) := g[X_i, \{\theta_1, \widehat{\theta}_2(\theta_1)\}]$, $\widehat{U}_i := \widehat{U}_i(\theta_{10})$, and accordingly define the statistics

$$\begin{aligned} \widehat{M}_n(\gamma) &:= \frac{1}{n} \sum_{i=1}^n \widehat{U}_i \exp(W_i' \gamma), \\ \widehat{s}_n^2(\gamma) &:= \frac{1}{n} \sum_{i=1}^n \left[\widehat{U}_i \exp(W_i' \gamma) \right]^2, \\ \widehat{Q}_n(\gamma) &:= n \frac{[\widehat{M}_n(\gamma)]^2}{\widehat{s}_n^2(\gamma)}, \end{aligned}$$

and the test statistic

$$\widehat{T}_n(\lambda) := \max_{\gamma \in \Gamma} \left[\sqrt{\widehat{Q}_n(\gamma)} - \lambda \|\gamma\|_1 \right]. \quad (20)$$

Partition $G(X_i, \theta) = [G_1(X_i, \theta)', G_2(X_i, \theta)']'$ corresponding to the partial derivatives with respect to θ_1 and θ_2 .

Theorem 5. Let Assumptions 1, 2 and 4 hold. Then,

$$\widehat{T}_n(\lambda) \Rightarrow \max_{\gamma \in \Gamma} \left[\frac{|\mathcal{M}(\gamma) + Z' \mathbb{E}[G_2(X_i, \theta_0) \exp(W_i' \gamma)]|}{s(\gamma)} - \lambda \|\gamma\|_1 \right],$$

where $(Z, \mathcal{M}(\gamma))$ is a centered Gaussian random vector with $\mathbb{E}[ZZ'] = V_\eta$ and $\mathbb{E}[Z\mathcal{M}(\gamma)] = \lim_{n \rightarrow \infty} \mathbb{E}[U_i \eta_{ni} \exp(W_i' \gamma)]$.

Under the presence of estimated quantity in the test statistic, the multiplier bootstrap in (5) is not valid. To develop valid inference, we now describe how to modify the multiplier bootstrap by exploiting the influence function η_{ni} . Define

$$\hat{\eta}_{ni} := \hat{\eta}_{ni}(\theta_{10}) \quad \text{and} \quad \hat{G}_{2i} := G_2 \left(X_i, \left(\theta_{10}, \hat{\theta}_2 \right) \right),$$

where $\hat{\eta}_{ni}(\theta_1)$ is a consistent estimator of $\eta_{ni}(\theta_1)$. Let

$$\begin{aligned} \widehat{M}_{n,*}(\gamma) &:= \frac{1}{n} \sum_{i=1}^n \eta_i^* \left\{ \widehat{U}_i \exp(W_i' \gamma) + \hat{\eta}'_{ni} \frac{1}{n} \sum_{j=1}^n \widehat{G}_{2j} \exp(W_j' \gamma) \right\}, \\ \widehat{s}_{n,*}^2(\gamma) &:= \frac{1}{n} \sum_{i=1}^n \left[\eta_i^* \left\{ \widehat{U}_i \exp(W_i' \gamma) + \hat{\eta}'_{ni} \frac{1}{n} \sum_{j=1}^n \widehat{G}_{2j} \exp(W_j' \gamma) \right\} \right]^2. \end{aligned} \quad (21)$$

Then, we proceed with these modified quantities, as in Section 3.

5.1 Choice of Penalty

We start with a sequence of local alternatives $\theta_{1n} = \theta_{10} + B/\sqrt{n}$. Then, expressing the hypothesized value of θ_{1n} explicitly, we write the corresponding statistics by

$$\begin{aligned} \widehat{M}_n(\theta_{1n}, \gamma) &:= \frac{1}{n} \sum_{i=1}^n \widehat{U}_i(\theta_{1n}) \exp(W_i' \gamma), \\ \widehat{s}_n^2(\theta_{1n}, \gamma) &:= \frac{1}{n} \sum_{i=1}^n \left[\widehat{U}_i(\theta_{1n}) \exp(W_i' \gamma) \right]^2, \\ \widehat{Q}_n(\theta_{1n}, \gamma) &:= n \frac{[\widehat{M}_n(\theta_{1n}, \gamma)]^2}{\widehat{s}_n^2(\theta_{1n}, \gamma)}, \end{aligned}$$

and the test statistic

$$\widehat{T}_n(\theta_{1n}) := \max_{\gamma \in \Gamma} \left[\sqrt{\widehat{Q}_n(\theta_{1n}, \gamma)} - \lambda_n \|\gamma\|_1 \right]. \quad (22)$$

The limit of the test statistic $\widehat{T}_n(\theta_{1n})$ can be easily obtained by modifying the proof of Theorem 5. Specifically, we note that

$$\begin{aligned}\sqrt{n}\widehat{M}_n(\theta_{1n}, \gamma) &= \frac{1}{\sqrt{n}} \sum_{i=1}^n g_i(\theta_{1n}, \theta_2(\theta_{1n})) \exp(W_i' \gamma) \\ &\quad + \frac{1}{\sqrt{n}} \sum_{i=1}^n \eta'_{ni} \frac{1}{n} \sum_{j=1}^n G_{2j}(\theta_{1n}, \theta_2(\theta_{1n})) \exp(W_j' \gamma) + o_p(1) \\ &= \frac{1}{\sqrt{n}} \sum_{i=1}^n g_i(\theta_0) \exp(W_i' \gamma) + B' \frac{1}{n} \sum_{i=1}^n G_{1i}(\theta_0) \exp(W_i' \gamma) \\ &\quad + \frac{1}{\sqrt{n}} \sum_{i=1}^n \eta'_{ni} \frac{1}{n} \sum_{j=1}^n G_{2j}(\theta_0) \exp(W_j' \gamma) + o_p(1).\end{aligned}$$

Thus, the noncentrality term is determined by $B' \mathbb{E}[G_{1i}(\theta_0) \exp(W_i' \gamma)]$.

As shorthand notation, let $G_{1i} := G_1(X_i, \theta_0)$ and $G_{2i} := G_2(X_i, \theta_0)$. We now adjust (14) in Section 4.3 as follows: let

$$\begin{aligned}\mathcal{T}(\lambda, B) \\ = 1 \left\{ \max_{\gamma \in \Gamma} \left| \frac{\mathcal{M}(\gamma) + Z' \mathbb{E}[G_{2i} \exp(W_i' \gamma)] + B' \mathbb{E}[G_{1i} \exp(W_i' \gamma)]}{s(\gamma)} \right| - \lambda \|\gamma\|_1 > c_\alpha(\lambda) \right\}\end{aligned}\tag{23}$$

for a critical value $c_\alpha(\lambda)$ and $\mathcal{R}(\lambda, B) = \mathbb{E}[\mathcal{T}(\lambda, B)]$. Then, as before, choose λ by solving (15). To implement this procedure, we modify the steps in Section 4.3 with

$$\begin{aligned}\widehat{M}_{n,*,B}(\gamma) &:= \frac{1}{n} \sum_{i=1}^n \eta_i^* \left\{ \widehat{U}_i \exp(W_i' \gamma) + \widehat{\eta}'_{ni} \frac{1}{n} \sum_{j=1}^n \widehat{G}_{2j} \exp(W_j' \gamma) \right\} + \frac{1}{n} \sum_{i=1}^n \frac{B}{\sqrt{n}} G_{1i} \exp(W_i' \gamma), \\ \widehat{s}_{n,*,B}^2(\gamma) &:= \frac{1}{n} \sum_{i=1}^n \left[\eta_i^* \left\{ \widehat{U}_i \exp(W_i' \gamma) + \widehat{\eta}'_{ni} \frac{1}{n} \sum_{j=1}^n \widehat{G}_{2j} \exp(W_j' \gamma) \right\} + \frac{1}{n} \sum_{i=1}^n \frac{B}{\sqrt{n}} G_{1i} \exp(W_i' \gamma) \right]^2.\end{aligned}$$

Then, the remaining steps are identical to those in Section 4.3.

When $\theta_1 \mapsto g(\cdot, (\theta_1, \theta_2))$ is linear, $G_{1i}(\theta_0)$ does not depend on θ_{10} . Otherwise, the procedure above needs a preliminary estimator of θ_{10} . To avoid this preliminary step, one could restrict $B' G_{1i}(\theta_0)$ to be a constant.

6 Testing Rational Unbiased Reporting of Ability Status

Benítez-Silva, Buchinsky, Chan, Cheidvasser, and Rust (2004, BBCCR hereafter) examine whether a self-reported disability status is an unbiased indicator of Social Security Administration (SSA)’s disability award decision. Specifically, they test if $U_i = \tilde{A}_i - \tilde{D}_i$ has mean zero conditional on covariates W_i , where \tilde{A}_i is the SSA disability award decision and \tilde{D}_i is a self-reported disability status indicator. Their null hypothesis is $H_0 : \mathbb{E}[\tilde{A}_i - \tilde{D}_i | W_i] = 0$, which is termed as the hypothesis of *rational unbiased reporting* of ability status (RUR hypothesis). They use a battery of tests, including Bierens (1990)’s original test, and conclude that they fail to reject the RUR hypothesis. In fact, the Bierens (2010) test has the smallest p -value of 0.09 in their test results (see Table II of their paper). In this section, we revisit this result and apply our testing procedure.

Table 1 shows a two-way table of \tilde{A}_i and \tilde{D}_i and Table 2 reports the summary statistics of \tilde{A}_i and \tilde{D}_i along those of covariates W_i . After removing individuals with missing values in any of covariates, the sample size is $n = 347$ and the number of covariates is $p = 21$.¹

Table 1: Self-reported disability and SSA award decision

Self-reported disability (\tilde{D})	SSA award decision (\tilde{A})		Total
	0	1	
0	35	51	86
1	61	200	261
Total	96	251	347

Before computing the penalized maximum test statistic, we first studentize each of covariates and transform them by $x \mapsto \tan^{-1}(x)$ componentwise. This step ensures that each of the components of W_i is bounded and they are comparable among each other. The space Γ is set as $\Gamma = [-10, 10]^p$. To compute T_n in (4), we use the `particleswarm` solver available in `Matlab`.² Particle swarm optimization (PSO) is a

¹According to Table I in BBCCR, the sample size is 393 before removing observations with the missing values; however, there are only 388 observations in the data file archived at the Journal of Applied Econometrics web page. After removing missing values, the size of the sample extract we use is $n = 347$, whereas the originally reported sample size is $n = 356$ in Table 2 in BBCCR.

²Specifically, the `particleswarm` solver is included in the global optimization toolbox software of

Table 2: Summary Statistics

Variable	Mean	Stan. Dev.	Min.	Max.	$\hat{\gamma}$
SSA award decision (\tilde{A})	0.75	0.43	0	1	
Self-reported disability (\tilde{D})	0.72	0.45	0	1	
Covariates					
White	0.57	0.50	0	1	0.07
Married	0.58	0.49	0	1	-0.16
Prof./voc. training	0.36	0.48	0	1	0.17
Male	0.39	0.49	0	1	0.02
Age at application to SSDI	55.97	4.81	33	76	0.33
Respondent income/1000	6.19	10.28	0	52	0.12
Hospitalization	0.88	1.44	0	14	–
Doctor visits	13.12	13.19	0	90	–
Stroke	0.07	0.26	0	1	-0.90
Psych. problems	0.25	0.43	0	1	–
Arthritis	0.40	0.49	0	1	–
Fracture	0.13	0.33	0	1	–
Back problem	0.59	0.49	0	1	-0.13
Problem with walking in room	0.15	0.36	0	1	–
Problem sitting	0.48	0.50	0	1	-0.03
Problem getting up	0.59	0.49	0	1	-0.03
Problem getting out of bed	0.24	0.43	0	1	-0.13
Problem getting up the stairs	0.45	0.50	0	1	–
Problem eating or dressing	0.07	0.26	0	1	–
Prop. worked in $t - 1$	0.32	0.41	0	1	1.32
Avg. hours/month worked	2.68	8.85	0	60	–

stochastic population-based optimization method proposed by Kennedy and Eberhart (1995). It conducts gradient-free global searches and has been successfully used in economics (for example, see Qu and Tkachenko, 2016).³ Define

$$T_n(\lambda) := \max_{\gamma \in \Gamma} \left[\sqrt{Q_n(\gamma)} - \lambda \|\gamma\|_1 \right]. \quad (24)$$

It is computationally easier to obtain $T_n(\lambda)$ when λ is relatively larger. This is because a relevant space for Γ is smaller with a larger λ .

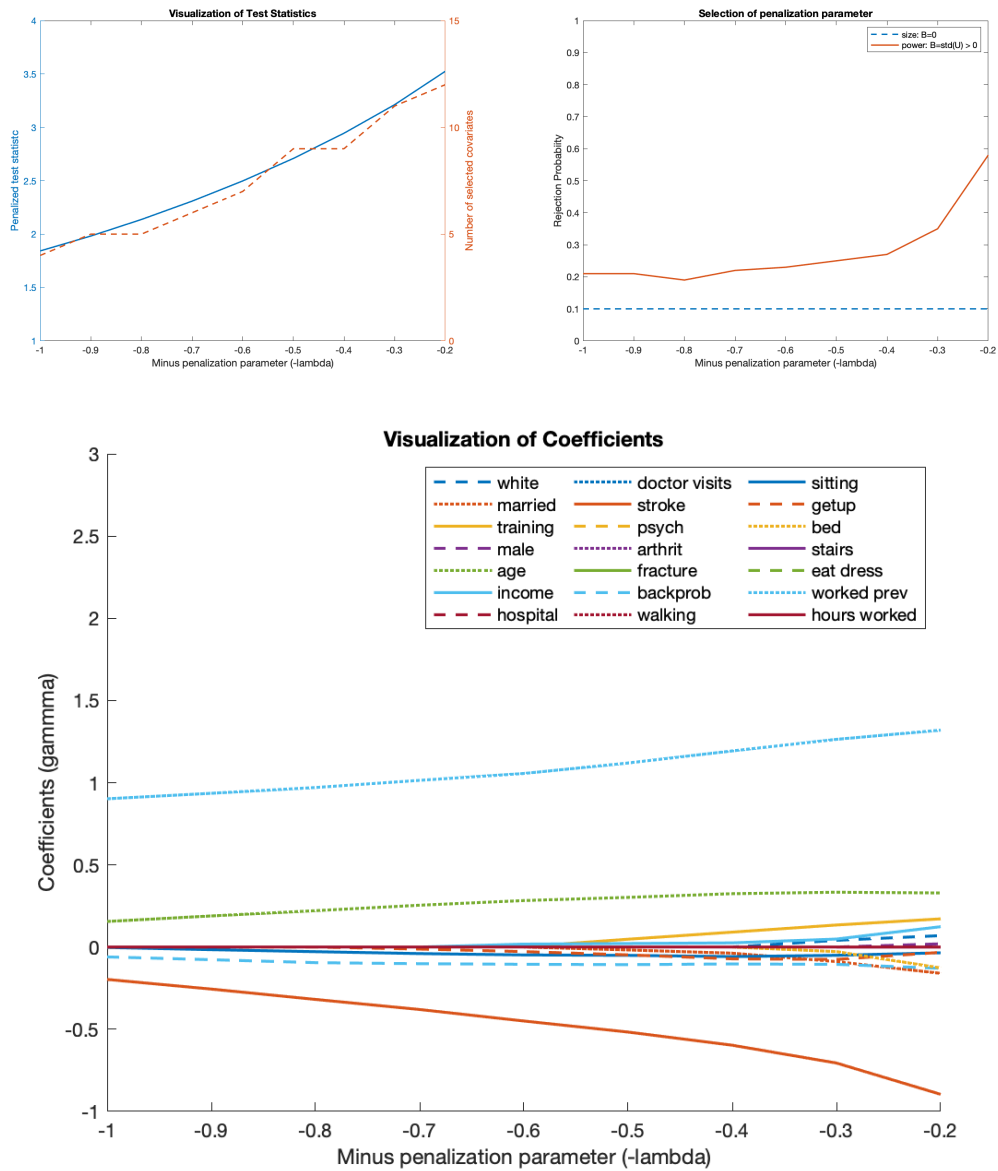
To choose an optimal λ as described in Section 4.3, first note that $G_i = 1$ in this example. Therefore, for each $\lambda \in \Lambda$, the inner minimization problem, i.e. $\min_{B \in \mathcal{B}} \mathcal{R}(\lambda, B)$ is a decreasing function of $|B|$. Thus, it suffices to evaluate the smallest value of $|B|$ satisfying $B \in \mathcal{B}$. Here, we take it to the sample standard deviation of U_i . For λ , we take $\Lambda = \{1, 0.9, \dots, 0.2\}$. This range of λ 's is chosen by some preliminary analysis. When λ is smaller than 0.2, it is considerably harder to obtain stable solutions; thus, we do not consider smaller values of λ . Since $\lambda \mapsto T_n(\lambda)$ is a decreasing function, we first start with the largest value of λ and then solves sequentially by lowering the value of λ , while checking whether the newly obtained solution indeed is larger than the previous solution. This procedure results in a solution path by λ .

Top-left panel of Figure 1 shows the solution path $\lambda \mapsto T_n(\lambda)$ along with the number of selected covariates, which is defined to be ones whose coefficients are no less than 0.01 in absolute value. For the latter, 4 covariates are selected with $\lambda = 1$, whereas 12 are chosen with $\lambda = 0.2$. Top-right panel displays the rejection probability defined in (17) when $B = 0$ (size) and $B = \hat{\sigma}(U_i)$, where $\hat{\sigma}(U_i)$ is the sample standard deviation of U_i . The level of the test is 0.1 and there are 100 replications to compute the rejection probability. The power is relatively flat up to $\lambda = 0.4$, increase a bit at $\lambda = 0.3$ and is maximized at $\lambda = 0.2$. The bottom panel visualizes each of 21 coefficients as λ decreases. It can be seen that the proportion of working in $t - 1$ (worked prev in the legend of the figure) has the largest coefficient (in absolute value) for all values of λ and an indicator of stroke has the second largest coefficient, followed by age at application to Social Security Disability Insurance (SSDI). The co-

Matlab. We use the default option of the particleswarm solver.

³It is possible to adopt the two-step approach used in Qu and Tkachenko (2016). That is, we start with the PSO solver, followed by multiple local searches. Further, the genetic algorithm (GA) can be used in the first step instead of PSO and both GA and PSO methods can be compared to check whether a global solution is obtained. We do not pursue these refinements in our paper to save the computational times of bootstrap inference.

Figure 1: Testing Results



efficients for selected covariates are given in the last column of Table 2 for $\lambda = 0.2$.

Table 3: Bootstrap Inference

λ	Test statistic	No. of selected cov.s	Bootstrap p-value
0.2	3.525	12	0.021
0.3	3.213	11	0.020

Since the power in the top-right panel of Figure 1 is higher at $\lambda = 0.2$ and 0.3 , we report bootstrap test results for $\lambda \in \{0.2, 0.3\}$ in Table 3. There are $R = 1,000$ bootstrap replications to obtain the bootstrap p-values. Interestingly, we are able to reject the RUR hypothesis at the 5 percent level, unlike BBCCR. Furthermore, our analysis suggests that the employment history, captured by the proportion of working previously, stroke, and the age at application to SSDI are the three most indicative covariates that point to the departure from the RUR hypothesis.

7 Inferring the Elasticity of Intertemporal Substitution

In this section, we revisit Yogo (2004) and conduct inference on the elasticity of intertemporal substitution (EIS). We look at the case of annual US series (1891–1995) used in Yogo (2004) and focus on $U_t(\theta) = \Delta c_{t+1} - \theta_2 - \theta_1 r_t$, where Δc_{t+1} is the consumption growth at time $t+1$ and r_t is the real interest rate at time t . The instruments W_t are the twice lagged nominal interest rate, inflation, consumption growth, and log dividend-price ratio. As in the previous section, each instrument is studentized and is transformed by $\tan^{-1}(\cdot)$. The main parameter of interest is EIS, denoted by θ_1 . In this example, we have data $\{(\Delta c_{t+1}, r_t, W_t) : t = 1, \dots, n\}$.

To conduct subvector inference for θ_1 developed in Section 5, we use a demeaned version:

$$\widehat{U}_t(\theta_1) = \left(\Delta c_{t+1} - \frac{1}{n} \sum_{t=1}^n \Delta c_{t+1} \right) - \theta_1 \left(r_t - \frac{1}{n} \sum_{t=1}^n r_t \right).$$

Using the notation in Section 5, we have that in this example,

$$\begin{aligned}\theta_2(\theta_1) &= \mathbb{E}[\Delta c_{t+1}] - \theta_1 \mathbb{E}[r_t], \\ \widehat{\theta}_2(\theta_1) &= \frac{1}{n} \sum_{t=1}^n \Delta c_{t+1} - \theta_1 \frac{1}{n} \sum_{t=1}^n r_t, \\ \eta_{nt}(\theta_1) &= (\Delta c_{t+1} - \mathbb{E}[c_{t+1}]) - \theta_1 (r_t - \mathbb{E}[r_t]), \\ \widehat{\eta}_{nt}(\theta_1) &= \widehat{U}_t(\theta_1).\end{aligned}$$

Then, because $G_{2t} = -1$, adopting (21) yields the following multiplier bootstrap:

$$\begin{aligned}\widehat{M}_{n,*}(\gamma) &= \frac{1}{n} \sum_{t=1}^n \eta_t^* \widehat{U}_t \left\{ \exp(W_t' \gamma) - \frac{1}{n} \sum_{t=1}^n \exp(W_t' \gamma) \right\}, \\ \widehat{s}_{n,*}^2(\gamma) &= \frac{1}{n} \sum_{t=1}^n \left[\eta_t^* \widehat{U}_t \left\{ \exp(W_t' \gamma) - \frac{1}{n} \sum_{t=1}^n \exp(W_t' \gamma) \right\} \right]^2.\end{aligned}\tag{25}$$

Furthermore, since $G_{1t} = -r_t$, we can use the following quantities to calibrate the optimal λ :

$$\begin{aligned}\widehat{M}_{n,*,B}(\gamma) &= \frac{1}{n} \sum_{t=1}^n \eta_t^* \widehat{U}_t \left\{ \exp(W_t' \gamma) - \frac{1}{n} \sum_{t=1}^n \exp(W_t' \gamma) \right\} - \frac{1}{n} \sum_{t=1}^n \frac{B r_t}{\sqrt{n}} \exp(W_t' \gamma), \\ \widehat{s}_{n,*,B}^2(\gamma) &= \frac{1}{n} \sum_{t=1}^n \left[\eta_t^* \widehat{U}_t \left\{ \exp(W_t' \gamma) - \frac{1}{n} \sum_{t=1}^n \exp(W_t' \gamma) \right\} - \frac{1}{n} \sum_{t=1}^n \frac{B r_t}{\sqrt{n}} \exp(W_t' \gamma) \right]^2.\end{aligned}$$

To solve for λ in (15), we take $\Lambda = \{1, 0.8, 0.6, 0.4, 0.2, 0\}$ and $\mathcal{B} = \{0.2\}$. The latter is taken to be a singleton set since the rejection probability is an increasing function of $|B|$ and $\eta_t^* \sim N(0, 1)$ is symmetrically distributed about zero. In computing the optimal λ , the level of the test is 0.1 and a grid $\{-0.5, -0.4, \dots, 0.5\}$ for θ_{10} is used; there are 100 replications to compute the rejection probability for each case. Figure 2 shows a heatmap of the rejection probability with $B = 0.2$. The first noticeable result is that setting $\lambda = 0$ results in substantial loss of power. This indicates that the sample is not large enough to accommodate all four instruments without penalization. The power is above 0.6, as long as $\lambda > 0$. There are some differences across different values of θ_{10} . For simplicity, we will use the common tuning parameter across different θ_{10} and set $\lambda = 0.4$ at which the power seems to be maximized or nearly maximized.

The top panel of Figure 3 shows the bootstrap p-values for each θ_{10} that are con-

Figure 2: Empirical Results (EIS): Selection of λ

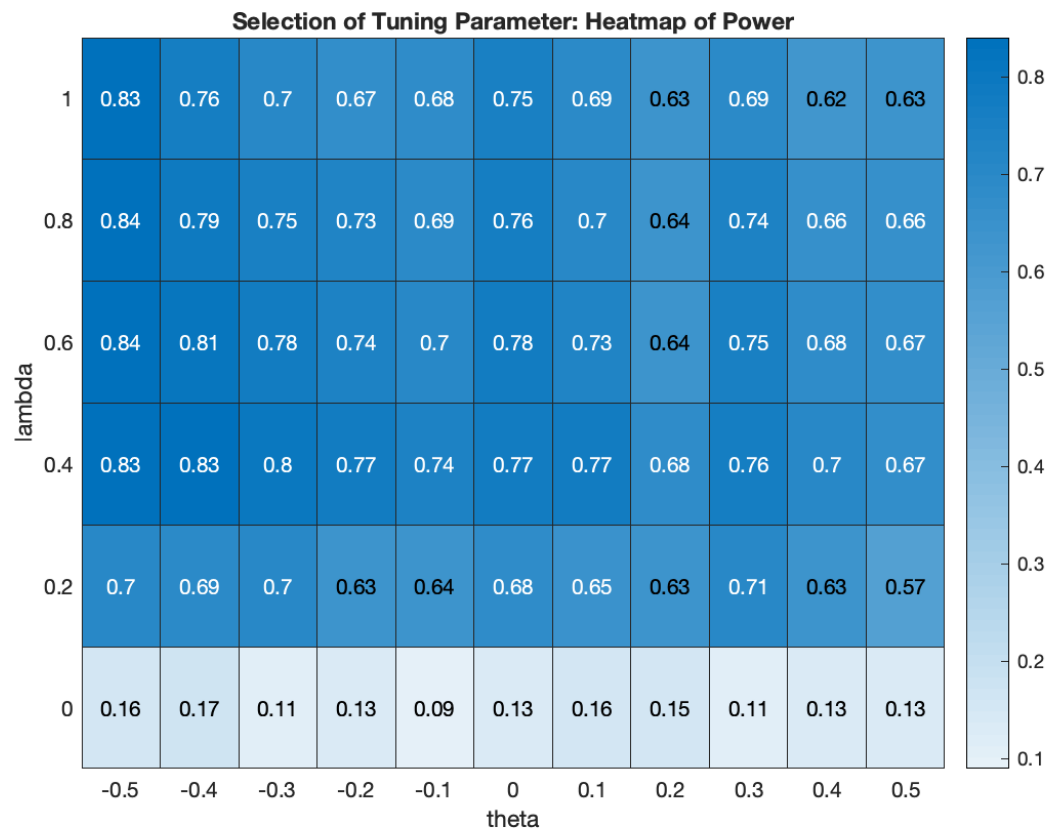
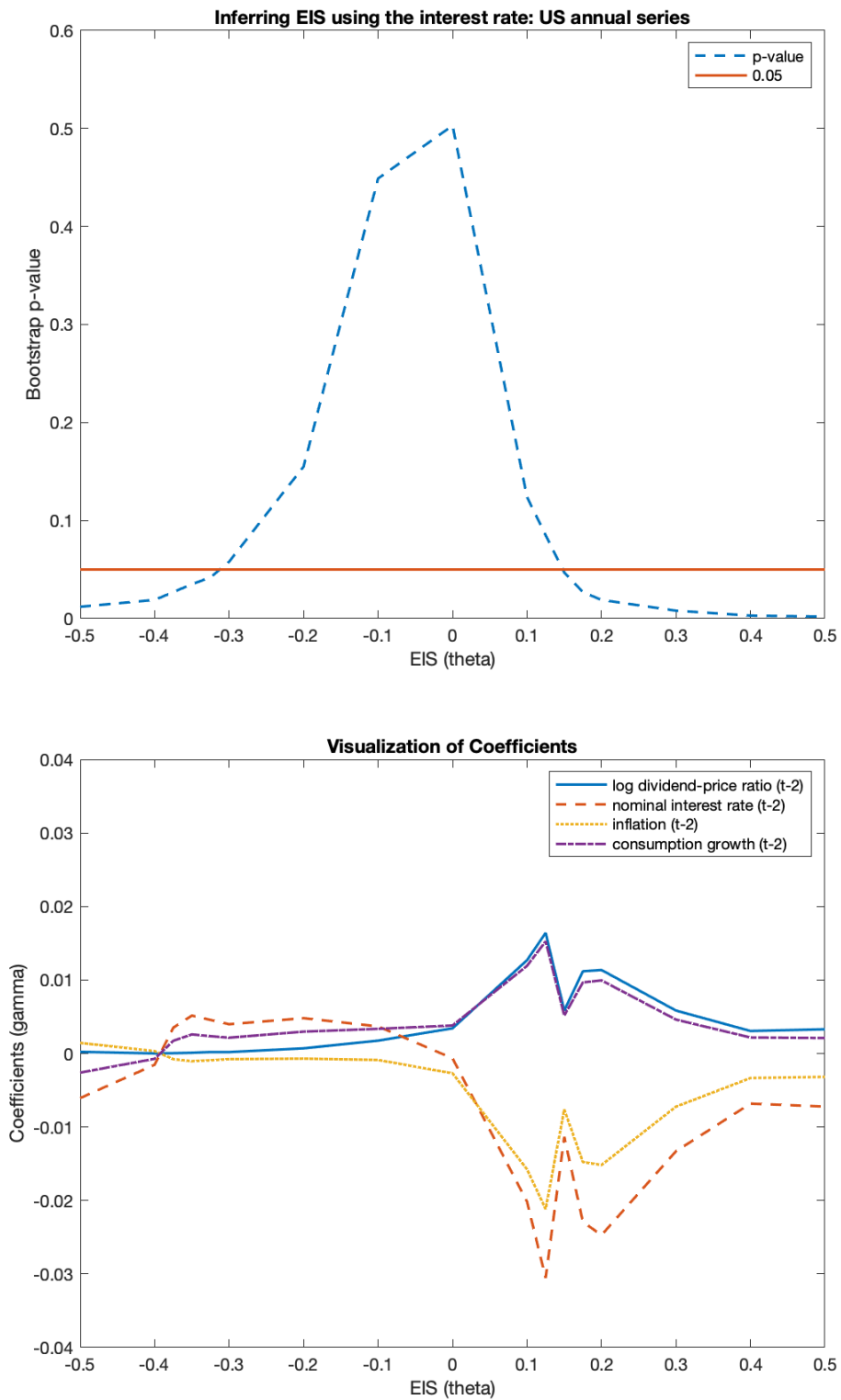


Figure 3: Empirical Results (EIS): US Annual Data, $\lambda = 0.2$



structed with 1000 bootstrap replications. The resulting 95% confidence interval is $[-0.31, 0.15]$. Yogo (2004) commented that “there appears to be identification failure for the annual U.S. series.” Indeed, the confidence interval from the Anderson-Rubin (AR) test was $[-0.49, 0.46]$ and those from the Lagrange multiplier (LM) test and the conditional likelihood ratio (LR) tests were $[-\infty, \infty]$ (see Table 3 of Yogo, 2004). Our confidence interval is tighter than any of these similar tests based on unconditional moments, thereby suggesting that the conditional moment restrictions could provide a more informative confidence interval without arbitrarily creating a particular set of unconditional moment restrictions. The bottom panel of Figure 3 displays the estimated γ . The estimates of γ vary over θ_{10} , even change the signs, and seem to have large impacts when θ_{10} ranges from 0.1 to 0.2. There is no particular instrument that stands out in terms of the estimated magnitude. In a nutshell, we demonstrate that a seemingly uninformative set of instruments can provide an informative inference result if one strengthens unconditional moment restrictions by making them the infinite-dimensional conditional moment restrictions with the aid of penalization.

8 Conclusions

We have developed an inference method for a (sub)vector of parameters using an ℓ_1 -penalized maximum statistic. Our inference procedure is based on the multiplier bootstrap and combines inference with model selection to improve the power of the test. We have recommended solving a data-dependent max-min problem to select the penalization tuning parameter. We have demonstrated the efficacy of our method using two empirical examples.

There are multiple directions to extend our method. First, we may consider a panel data setting where the number of conditioning variables may grow as the time series dimension increases. Second, unknown parameters may include an unknown function (e.g., Chamberlain, 1992; Newey and Powell, 2003; Ai and Chen, 2003; Chen and Pouzo, 2012). In view of results in Breunig and Chen (2020), Bierens-type tests without penalization might not work well when the parameter of interest is a non-parametric function. It would be interesting to study whether and to what extent our penalization method improves power for nonparametric inference. Third, a continuum of conditional moment restrictions (e.g., conditional independence assumption) might be relevant in some applications. All of these extensions call for substan-

tial developments in both theory and computation.

A Proofs

Proof of Theorem 1. Due to the boundedness of Γ and W_i , $U_i \exp(W'_i \gamma)$ is Lipschitz continuous in γ and constitutes a VC-subgraph; see e.g. Arcones and Yu (1994) for the definition. Thus, it remains to show the finite dimensional convergence of $\sqrt{n}M_n(\gamma)$ and $s_n(\gamma)$ for (8) and (9). See e.g. Andrews (1992) and Arcones and Yu (1994) for the guarantee of the stochastic equicontinuity. Then, the martingale difference sequence central limit theorem and the ergodic theorem yield the desired finite-dimensional convergence under Assumptions 1 and 2; see Hall and Heyde (1980). Finally, for the convergence of $T_n(\lambda)$, note that both Λ and Γ are bounded, implying $\lambda \|\gamma\|_1$ is uniformly continuous. Thus, the process $\frac{|\mathcal{M}(\gamma)|}{s(\gamma)} - \lambda \|\gamma\|_1$ converges weakly in $\ell^\infty(\Gamma \times \Lambda)$, the space of bounded functions on $\Gamma \times \Lambda$, and the weak convergence of $T_n(\lambda)$ follows from the continuous mapping theorem since (elementwise) max is a continuous operator. \square

Proof of Theorem 2. For the same reason as in the proof of Theorem 1, it is sufficient to verify the conditional finite dimensional convergence. As $\eta_i^* U_i \exp(W'_i \gamma)$ is a martingale difference sequence, we verify the conditions in Hall and Heyde (1980)'s Theorem 3.2, a conditional central limit theorem for martingales. Their first condition that $n^{-1/2} \max_i |\eta_i U_i \exp(W'_i \gamma)| \xrightarrow{p} 0$ and the last condition $\mathbb{E} [\max_i \eta_i^{*2} U_i^2 \exp(2W'_i \gamma)] = O(n)$ are straightforward since $\exp(W'_i \gamma)$ is bounded and $|\eta_i U_i|$ has a finite c moment for $c > 2$. Next, $n^{-1} \sum_{i=1}^n \eta_i^{*2} U_i^2 \exp(2W'_i \gamma) \xrightarrow{p} \mathbb{E} [U_i^2 \exp(2W'_i \gamma)]$ by the ergodic theorem. This completes the proof. \square

Proof of Theorem 3. It follows from Lemma 1 that

$$\frac{|\mathbb{E} [g(X_i, \theta_*) \exp(W'_i \gamma)]|}{\sqrt{\mathbb{E} [g^2(X_i, \theta_*) \exp(2W'_i \gamma)]}} > 0$$

for almost every $\gamma \in \Gamma$. Then, the result follows from the ergodic theorem. \square

Proof of Theorem 4. We begin with showing that $c_\alpha^*(\lambda) \xrightarrow{p} c_\alpha(\lambda)$ uniformly in Λ . First, recall that the inverse map on the space of the distribution function F that assigns its α th quantile is Hadamard-differentiable at F provided that F is differentiable at $F^{-1}(\alpha)$ with a strictly positive derivative; see e.g. Section 3.9.4.2 in van der Vaart and

Wellner (1996). Therefore, it is sufficient for the uniform consistency of the bootstrap to show that $F_\lambda^*(x) \xrightarrow{p} F_\lambda(x)$ uniformly $x \in [\min_\lambda F_\lambda^{-1}(\alpha), \max_\lambda F_\lambda^{-1}(\alpha)]$ and $\lambda \in \Lambda$. However, this is a direct consequence of the conditional stochastic equicontinuity and the convergence of the finite-dimensional distributions established in Theorem 2.

Next, the preceding step implies that $T_{n,*}(\lambda, B) - c_\alpha^*(\lambda)$ converges weakly. This in turn implies the uniform convergence of $\mathcal{R}_n(\lambda, B)$ in probability to $\mathcal{R}(\lambda, B)$. Since \mathcal{R} is continuous on a compact set, the usual consistency argument yields that $d(\hat{\lambda}, \Lambda_0) \xrightarrow{p} 0$. \square

Proof of Theorem 5. Write $g_i(\theta)$ and $G_{2i}(\theta)$ for $g(X_i, \theta)$ and $G_2(X_i, \theta)$, respectively. Note that for $\theta_1 = \theta_{10}$,

$$\begin{aligned} \sqrt{n}\widehat{M}_n(\gamma) &= \frac{1}{\sqrt{n}} \sum_{i=1}^n g_i(\theta_0) \exp(W_i' \gamma) \\ &\quad + \frac{1}{\sqrt{n}} \sum_{i=1}^n \eta_{ni} \frac{1}{n} \sum_{j=1}^n G_{2j}(\theta_0) \exp(W_j' \gamma) + o_p(1) \end{aligned}$$

due to Assumption 4. Then, $\frac{1}{n} \sum_{j=1}^n G_{2j}(\theta_0) \exp(W_j' \gamma)$ converges uniformly in probability and $\frac{1}{\sqrt{n}} \sum_{i=1}^n a_1 g_i(\theta_0) \exp(W_i' \gamma) + a_2 \eta_{ni}$ is P-Donkser for any real a_1 and a_2 for the same reasoning as in the proof of Theorem 1. Similarly, the uniform convergence of $\widehat{s}_n^2(\gamma)$ follows since $g(\cdot)$ is Lipschitz in θ by (19). \square

References

- AI, C., AND X. CHEN (2003): “Efficient estimation of models with conditional moment restrictions containing unknown functions,” *Econometrica*, 71(6), 1795–1843.
- ANDREWS, D. W. (1992): “Generic uniform convergence,” *Econometric theory*, 8(2), 241–257.
- ANDREWS, D. W. K. (1997): “A Conditional Kolmogorov Test,” *Econometrica*, 65(5), 1097–1128.
- ANTOINE, B., AND P. LAVERGNE (2020): “Identification-Robust Nonparametric Inference in a Linear IV Model,” Discussion Papers dp20-03, Department of Economics, Simon Fraser University.

- ARCONES, M. A., AND B. YU (1994): "Central limit theorems for empirical and U -processes of stationary mixing sequences," *Journal of Theoretical Probability*, 7(1), 47–71.
- BENÍTEZ-SILVA, H., M. BUCHINSKY, H. M. CHAN, S. CHEIDVASSER, AND J. RUST (2004): "How large is the bias in self-reported disability?," *Journal of Applied Econometrics*, 19(6), 649–670.
- BIERENS, H. J. (1982): "Consistent model specification tests," *Journal of Econometrics*, 20(1), 105–134.
- (1990): "A consistent conditional moment test of functional form," *Econometrica*, 58(6), 1443–1458.
- BIERENS, H. J., AND W. PLOBERGER (1997): "Asymptotic Theory of Integrated Conditional Moment Tests," *Econometrica*, 65(5), 1129–1151.
- BREUNIG, C., AND X. CHEN (2020): "Adaptive, Rate-Optimal Testing in Instrumental Variables Models," arXiv:2006.09587 [econ.EM], <https://arxiv.org/abs/2006.09587>.
- CHAMBERLAIN, G. (1987): "Asymptotic efficiency in estimation with conditional moment restrictions," *Journal of Econometrics*, 34(3), 305–334.
- (1992): "Efficiency bounds for semiparametric regression," *Econometrica*, 60(3), 567–596.
- CHEN, X., AND D. POUZO (2012): "Estimation of nonparametric conditional moment models with possibly nonsmooth generalized residuals," *Econometrica*, 80(1), 277–321.
- DE JONG, R. M. (1996): "The Bierens test under data dependence," *Journal of Econometrics*, 72(1), 1–32.
- FAN, Y., AND Q. LI (1996): "Consistent model specification tests: omitted variables and semiparametric functional forms," *Econometrica*, pp. 865–890.
- (2000): "Consistent model specification tests: Kernel-based tests versus Bierens' ICM tests," *Econometric Theory*, pp. 1016–1041.

- HALL, P., AND C. C. HEYDE (1980): *Martingale limit theory and its application*. Academic press.
- HOROWITZ, J. L., AND V. G. SPOKOINY (2001): "An Adaptive, Rate-Optimal Test of a Parametric Mean-Regression Model Against a Nonparametric Alternative," *Econometrica*, 69(3), 599–631.
- KENNEDY, J., AND R. EBERHART (1995): "Particle swarm optimization," in *Proceedings of ICNN'95-International Conference on Neural Networks*, vol. 4, pp. 1942–1948.
- NEWWEY, W. K., AND J. L. POWELL (2003): "Instrumental Variable Estimation of Nonparametric Models," *Econometrica*, 71(5), 1565–1578.
- QU, Z., AND D. TKACHENKO (2016): "Global Identification in DSGE Models Allowing for Indeterminacy," *Review of Economic Studies*, 84(3), 1306–1345.
- STINCHCOMBE, M. B., AND H. WHITE (1998): "Consistent Specification Testing with Nuisance Parameters Present Only under the Alternative," *Econometric Theory*, 14(3), 295–325.
- TAYLOR, J., AND R. J. TIBSHIRANI (2015): "Statistical learning and selective inference," *Proceedings of the National Academy of Sciences*, 112(25), 7629–7634.
- TIBSHIRANI, R. (1996): "Regression Shrinkage and Selection via the Lasso," *Journal of the Royal Statistical Society. Series B (Methodological)*, 58(1), 267–288.
- VAN DER VAART, A. W., AND J. A. WELLNER (1996): *Weak Convergence and Empirical Processes*. Springer, New York, NY.
- YOGO, M. (2004): "Estimating the elasticity of intertemporal substitution when instruments are weak," *Review of Economics and Statistics*, 86(3), 797–810.