

# Privacy-Preserving Data Publishing via Mutual Cover

Boyu Li, Yuyi Wang, and Kun He\*, *Senior Member, IEEE*

**Abstract**—We study anonymization techniques for preserving privacy in the publication of microdata tables. Although existing approaches based on generalization can provide enough protection for identities, anonymized tables always suffer from various attribute disclosures because generalization is inefficient to protect sensitive values and the partition of equivalence groups is directly shown to the adversary. Besides, the generalized table also suffers from serious information loss because the original Quasi-Identifier (QI) values are hardly preserved and the protection against attribute disclosure often causes over-protection against identity disclosure. To this end, we propose a novel technique, called mutual cover, to hinder the adversary from matching the combination of QI values in microdata tables. The rationale is to replace the original QI values with random QI values according to some random output tables that make similar tuples to cover for each other at the minimal cost. As a result, the mutual cover prevents identity disclosure and attribute disclosure more effectively than generalization while retaining the distribution of original QI values as far as possible, and the information utility hardly decreases when enhancing the protection for sensitive values. The effectiveness of mutual cover is verified with extensive experiments.

**Index Terms**—Privacy-preserving data publishing, mutual cover, random output table,  $\delta$ -probability.

## 1 INTRODUCTION

IN recent years, massive digital information of individuals has been collected by numerous organizations. The data holders, also known as curators, use this data for data mining and machine learning tasks, and at the same time, they also exchange and publish microdata for further comprehensive and accurate research. However, the collection or publication of microdata poses threats to the privacy of individuals. Consequently, many anonymization techniques are proposed to defend against various privacy disclosures while maintaining information utility as far as possible. Previous research can be classified into two categories: centralized publication [1] and distributed collection [2]. In the first scenario, it is usually assumed that the curator is reliable, and the curator publishes microdata to third-part recipients for research purposes. The microdata table is anonymized before release to protect sensitive information. However, in the second scenario, the curator is assumed untrustable. Therefore, the secret information of individuals is randomized before submitting to prevent the curator from inferring the original information of individuals.

This paper interests in centralized publication. Typically, the attributes in microdata table are divided into three categories: (1) Explicit-Identifier, such as name and social security number, which can uniquely or mostly identify the record owner; (2) Quasi-Identifier (QI), such as age, gender, and zip code, which can be used to re-identify the record owner when taken together; and (3) Sensitive attribute, such as salary and disease, which contains the confidential infor-

mation of individuals. According to Sweeney [3], even with all explicit-identifier attributes being removed, the identity of record can be disclosed by matching the combination of QI values (e.g., gender, date of birth, and zip code).

Generalization [4], [5], [6] is one of the most widely applied privacy-preserving techniques. It transforms the values on QI attributes into general forms, and the tuples with equal generalized values constitute an equivalence group, such that the records in the same equivalence group are indistinguishable.  $k$ -Anonymity [3] ensures that the probability of identity disclosure is at most  $1/k$ . For example, Figure 1(b) is a generalized table of Figure 1(a) that complies with 2-anonymity, and the adversary has to acquire at least two different tuples by matching the age value of any person.

Name	Age	Disease	Age	Disease	Group ID	Age	Disease	Group ID
Daphne	28	Flu	[28-29]	Flu	1	[28-33]	Flu	1
Helen	29	Hepatitis	[28-29]	Hepatitis	1	[28-33]	Hepatitis	1
Dean	29	Bronchitis	[29-32]	Bronchitis	2	[28-33]	Bronchitis	1
Rachel	32	Gastritis	[29-32]	Gastritis	2	[28-33]	Gastritis	1
Neil	33	Pneumonia	[33-35]	Pneumonia	3	[28-33]	Pneumonia	1
Dave	35	Pneumonia	[33-35]	Pneumonia	3	[35-41]	Pneumonia	2
Ella	39	Gastritis	39	Gastritis	4	[35-41]	Gastritis	2
Bill	39	Cancer	39	Cancer	4	[35-41]	Cancer	2
Tina	40	Flu	[40-41]	Flu	5	[35-41]	Flu	2
Louis	41	Bronchitis	[40-41]	Bronchitis	5	[35-41]	Bronchitis	2

(a) Original table

(b) 2-anonymity

(c) 5-diversity

Fig. 1. Example of generalization.

### 1.1 Motivation

Although the generalization for  $k$ -anonymity provides enough protection for identities, it suffers from severe attribute disclosure [7]. For example, in Figure 1(b), the sensitive values in the third equivalence group are both pneumonia. Therefore, an adversary can infer the disease value of Dave by matching his age without re-identifying his exact record.

- B. Li, and K. He are with the School of Computer Science and Technology, Huazhong University of Science and Technology, Wuhan, 430074, China. E-mail: afterslby@hust.edu.cn, brooklet60@hust.edu.cn
- Y. Wang is with the Department of Electrical Engineering, ETH Zurich, 8092, Switzerland. E-mail: yuwang@ethz.ch

\*: Corresponding author

To prevent such disclosure, many effective principles have been proposed, such as  $l$ -diversity [7] and  $t$ -closeness [8]. These principles require that the sensitive values in each QI group keep within certain ratios respectively. For the sake of simplicity, we only discuss  $l$ -diversity as the representative of protecting sensitive values in this paper, and our method can be applied to other principles in a similar way. The generalized table complies with  $l$ -diversity if the proportion of each sensitive value inside the equivalence group is no more than  $1/l$ . For instance, Figure 1(c) gives the generalized version of Figure 1(a) complying with 5-diversity. The adversary needs to obtain at least five different sensitive values by matching the age value of any individual.

However, there is still a potential threat when the partition of equivalence groups is directly shown to the adversary. The sensitive values in matching equivalence groups narrow down the scope of the inference of the adversary. For example, when an adversary matches the QI value of Dave in Figure 1(c), the adversary can infer that Dave is in the second equivalence group and his disease value must be one of pneumonia, gastritis, cancer, flu, and bronchitis. In the worst case, the disease value of Dave is exposed if the adversary has enough background knowledge to eliminate all the values except pneumonia. Besides, the partition of equivalence groups also increases the information loss of anonymized table because the results of the query are always matching equivalence groups rather than specific matching tuples. For example, if we select the tuples whose age value is more than 30 in Figure 1(c), both the equivalence groups are considered as the results.

Moreover, despite protecting against both identity disclosure and attribute disclosure, the information loss of generalized table satisfying  $l$ -diversity is not negligible. On the one hand, generalized values are determined by only the maximum and minimum QI values in equivalence groups, resulting in that equivalence groups only preserve the ranges of QI values and the number of records. Consequently, the distribution of QI values is hardly maintained so that the information utility is reduced significantly.

On the other hand, the level of the protection for identities is possible to be compelled to increase for meeting the condition of  $l$ -diversity. For example, the generalized table in Figure 1(c) must comply with at least 5-anonymity for satisfying 5-diversity even if the demand for protecting identities is not that high. The over-protection causes more information loss because a larger equivalence group often needs larger ranges of generalized values to cover the QI values. For instance, the example in Figure 1(b) maintains more detailed QI values than that in Figure 1(c). As a result, to decrease the information loss, the protection for sensitive values should not affect the protection for identities excessively.

## 1.2 Contributions

In this work, we develop a novel technique, called mutual cover, to impede the adversary from matching the combination of QI values while overcoming the above problems. The key idea of our solution is to make similar tuples to cover for each other by randomizing their QI values

according to some random output tables. The advantages are as follows: (1) mutual cover provides great privacy protection mainly because the anonymization process is not visible for the adversary; (2) the anonymized table of the mutual cover has remarkable information utility because the result of a query is specific records rather than QI groups; (3) mutual cover avoids the over-protection for identities while protecting sensitive values; and (4) mutual cover has excellent flexibility that can achieve various anonymization results by controlling random output tables.

There are three main steps in mutual cover. First, it partitions the tuples into QI groups via certain heuristics, then similar records are assigned in one QI group. Second, random output tables, which control the distribution of random output values in each QI group, are calculated to make similar tuples to cover for each other at the minimal cost. Finally, mutual cover replaces the original QI values with random QI values according to the random output tables. For example, suppose that mutual cover assigns the records in Figure 1(a) into the same QI group. Then, mutual cover calculates a random output table for example on age as shown in Figure 2. In the random output table, rows correspond to records, and columns correspond to the range of age. Every entry value denotes the probability that the record carries the column value. For instance, we can observe that Dean is covered with Daphne and Helen, and his age outputs 28 with probability 0.320538 and 29 with probability 0.679462. Finally, mutual cover generates random QI values according to the random output table to replace the corresponding original QI values.

Note that, different from generalization, it is important that the anonymization of mutual cover is a “black box” process for recipients, and the anonymized table does not contain the identifier of QI groups, such that the only difference between the original table and the anonymized table is some row QI values are replaced with random QI values. The adversary cannot determine which QI values are altered, causing that the bigger the adversary uses the combination of QI values, the more error-prone it is, but the adversary obtains much more matching records if the size of the combination is not big enough. Besides, the adversary is unable to obtain any QI group by matching the combination of QI values, so that the partition of mutual cover does not narrow down the scope of the inferential sensitive values of the adversary. While for the recipient, the results of query statements are specific records rather than QI groups. Accordingly, the results are more accurate.

Additionally, different from traditional principles that directly confine the values in microdata table, we propose a  $\delta$ -probability principle to control some particular random output tables to limit the probability that any QI value is used to re-identify a target person. Specifically, for any record, any original QI value has at most probability  $\delta$  to re-identify the record owner. For example, the random output table of Figure 2 complies with  $\frac{1}{2}$ -probability, and every record is re-identified by the original QI value with at most 0.5 probability. Furthermore, mutual cover is extensible that can achieve more anonymization results, such as  $k$ -anonymity, by controlling particular random output tables.

Finally, we implement the mutual cover technique complying with  $\delta$ -probability principle and conduct extensive

	28	29	30	31	32	33	34	35	36	37	38	39	40	41
Daphne(28)	0.641076	0.358924	0	0	0	0	0	0	0	0	0	0	0	0
Helen(29)	0.320538	0.679462	0	0	0	0	0	0	0	0	0	0	0	0
Dean(29)	0.320538	0.679462	0	0	0	0	0	0	0	0	0	0	0	0
Rachel(32)	0	0	0	0	0.380565	0.319897	0.152984	0.146554	0	0	0	0	0	0
Neil(33)	0	0	0	0	0.271432	0.340087	0.190518	0.197963	0	0	0	0	0	0
Dave(35)	0	0	0	0	0.109134	0.202847	0.343502	0.344517	0	0	0	0	0	0
Ella(39)	0	0	0	0	0	0	0	0	0	0	0	1	0	0
Bill(39)	0	0	0	0	0	0	0	0	0	0	0	1	0	0
Tina(40)	0	0	0	0	0	0	0	0	0	0	0	0	0.497376	0.502624
Louis(41)	0	0	0	0	0	0	0	0	0	0	0	0	0.497376	0.502624

Fig. 2. The random output table for  $\delta = \frac{1}{2}$ .

experiments to evaluate the proposed algorithm. The experiments illustrate four performances: (1) mutual cover provides more effective protection against both identity disclosure and attribute disclosure than generalization; (2) mutual cover provides privacy preservation at much smaller cost of information utility than generalization; (3) mutual cover answers aggregate queries more accurately than generalization and bucketization; and (4) the protection against attribute disclosure has little influence on the information utility.

The rest of this paper is organized as follows. Section 2 describes related studies. Section 3 proposes the formalization of mutual cover and analyzes the property and effect of related parameters. Section 4 presents the proposed algorithm that implements mutual cover complying with  $\delta$ -probability. Section 5 shows the results and analysis of experiments. Section 6 concludes the work and possible directions for future studies.

## 2 RELATED WORK

The major research of privacy-preserving data publishing focuses on preventing various disclosures and studying the trade-off between privacy protection and information preservation [1], [9], [10]. The generalization technique has been well-studied by proposing numerous algorithms, dividing it into three schemes: global recoding [4], local recoding [5], and multidimensional recoding [11]. However, generalization, which is proposed primarily to defend against identity disclosure, is inefficient to protect sensitive values and barely preserves the distribution of original QI values, causing a huge cost of preventing the attribute disclosure.

Comparing to generalization, bucketization technique [12], [13], [14] maintains excellent information utility due to the preserving of all the original QI values. It partitions the tuples into buckets in which each record corresponds to any sensitive value with equal probability. However, most existing approaches cannot prevent the identity disclosure, and the existence of individuals in the published table is likely to be disclosed [15]. Furthermore, the QI values of individuals can be easily exposed that increases the background knowledge of adversary to learn the appearance pattern of certain QI value and sensitive value in the released table [16]. For these reasons, the application of bucketization is always limited.

Differential privacy [17], [18], [19], which is proposed for query-response systems, prevents the adversary from inferring the presence or absence of any individual in the database by adding random noise to aggregated results [20], [21]. In recent years, local differential privacy [22], [23], [24]

has attracted increasing attention because it is particularly useful in distributed environments where users submit their sensitive information to untrusted curator. Randomized response [25], [26], which is a client-based privacy solution, is widely applied in local differential privacy to collect users' statistics without violating the privacy. In the scenario of centralized publication, the recipients including adversaries can be considered as untrusted. Inspired by local differential privacy, this paper uses the method of randomized response to perturb the original QI values before release to prevent the disclosure of matching the combination of QI values. Specifically, mutual cover is enlightened by randomized response technique that modifies the design matrix to the random output table in which the probabilities of random output QI values are calculated for records.

## 3 MUTUAL COVER TECHNIQUE

Suppose that a microdata table  $T$  consists of  $d$  QI attributes, denoted as  $A_1^{QI}, A_2^{QI}, \dots, A_d^{QI}$ , and a sensitive attribute, denoted as  $A^{SA}$ . Each attribute can be either categorical or continuous, and  $D[A]$  represents the domain of attribute  $A$ . Let  $A_{set}^{QI}$  denote the set of all the QI attributes. For any tuple  $t \in T$ ,  $t[A]$  represents  $t$ 's value on attribute  $A$ .

### 3.1 Formalization

The anonymization of mutual cover is to make similar records to cover for each other, and mutual cover first needs to partition the microdata table  $T$  into QI groups with similar tuples.

**Definition 1 (QI Group).** A partition consists of several subsets of  $T$ , such that each tuple belongs to exactly one subset, and each subset is called a QI group. Specifically, let there be  $m$  QI groups  $\{G_1, G_2, \dots, G_m\}$ , then  $\bigcup_{i=1}^m G_i = T$ , and for any  $1 \leq i_1 \neq i_2 \leq m$ ,  $G_{i_1} \cap G_{i_2} = \emptyset$ .

In addition, the partition has to follow certain principles to protect sensitive values. If similar records in the same QI group do not carry enough different sensitive values, their sensitive values may be disclosed with high probability. We introduce  $l$ -diverse partition to prevent the problem as far as possible<sup>1</sup>.

**Definition 2 ( $l$ -Diverse Partition).** A partition is  $l$ -diverse, if for each QI group, the proportion of each sensitive value is at most  $1/l$ .

1. The partition can comply with other principle according to actual demand, such as  $t$ -closeness.

After dividing tuples into QI groups, the mutual cover technique calculates random output tables in each QI group and generates random QI values to replace the original QI values according to the random output tables. The formalization is as follows.

**Definition 3** (Random Output Table). A random output table contains the probabilities of how likely the records output corresponding random values. Suppose that a QI group includes  $m$  tuples  $\{t_1, t_2, \dots, t_m\}$ , and the output values are represented as  $\{v_1, v_2, \dots, v_n\}$ . The random output table forms a  $m \times n$  matrix

$$\begin{pmatrix} p_{11} & p_{12} & \cdots & p_{1n} \\ \vdots & \ddots & & \vdots \\ p_{m1} & p_{m2} & \cdots & p_{mn} \end{pmatrix},$$

where  $p_{ij}$  represents the probability that  $t_i$  carries  $v_j$ , such that

$$p_{ij} = Pr[v_{\text{output}}^i = v_j | t_i], i \in [1, m] \text{ and } j \in [1, n],$$

where  $v_{\text{output}}^i$  denotes the random output value for  $t_i$ . Moreover, we also have

$$p_{ij} \geq 0, i \in [1, m] \text{ and } j \in [1, n],$$

and

$$\sum_{j=1}^n p_{ij} = 1, i \in [1, m],$$

such that each probability must be non-negative, and every record can only carry a random value within  $\{v_1, v_2, \dots, v_n\}$ .

**Definition 4** (Mutual Cover Strategy). Given a partition of  $T$ , the mutual cover strategy calculates the random output tables for records in every QI group and generates random QI values according to the random output tables.

Next, a principle called  $\delta$ -probability is proposed to control the probabilities in random output tables.

**Definition 5** ( $\delta$ -Probability). Given an anonymized table of mutual cover, it complies with  $\delta$ -probability, if all the random output tables, which contain the distribution of probabilities on a single QI attribute, satisfy the following equation:

$$\frac{\max(p_j)}{\sum_{i=1}^m p_{ij}} \leq \delta, j \in [1, n],$$

where  $\max(p_j)$  is the maximum probability in column  $j$ ,  $m$  is the number of records in QI group, and  $n$  is the size of output values.

$\delta$ -Probability limits the probability that an adversary re-identifies a target person by matching a single QI value under a constant value of  $\delta$ .

**Example 1.** Suppose that an adversary has known that the age value of Dean is 29, and the anonymization process is hidden from the adversary. Then, the adversary does not know the information of the random output table including the range and probabilities of the random output values of Dean. We calculate the probability of re-identifying Dean by his age value in the anonymized table as follows. According to Figure 2, there are three records, namely, Daphne, Helen, and Dean may carry an age value of 29. Thus, the calculation can be divided into four situations.

(1) If no one carries 29 in the anonymized table, the adversary cannot re-identify Dean by his age value, and the probability is 0.

(2) If there is only one 29 in the released table, the probability that Dean is re-identified is

$$Pr[v^{\text{Daphne}} \neq 29, v^{\text{Helen}} \neq 29, v^{\text{Dean}} = 29] \approx 0.139.$$

(3) If there are two 29s in the anonymized table, the probability that Dean carries 29 is

$$Pr[v^{\text{Daphne}} \neq 29, v^{\text{Helen}} = 29, v^{\text{Dean}} = 29] + Pr[v^{\text{Daphne}} = 29, v^{\text{Helen}} \neq 29, v^{\text{Dean}} = 29] \approx 0.374.$$

Therefore, the adversary recognizes the record of Dean with  $0.374/2 = 0.187$  probability.

(4) If there are three 29s in the released table, Dean must carry 29, and the probability is

$$Pr[v^{\text{Daphne}} = 29, v^{\text{Helen}} = 29, v^{\text{Dean}} = 29] \approx 0.165.$$

Then, the probability that Dean is re-identified by his age value is  $0.165/3 \approx 0.055$ .

Finally, the adversary re-identifies Dean by his age value with  $0.139+0.187+0.055 = 0.381$  probability. Thus, Dean maintains his original QI value with high probability (i.e., 0.679462) but being re-identified by matching his age value with low probability.

### 3.2 Analysis on parameter $\delta$

The design of the random output table is the key element of the mutual cover technique. Here we discuss the property and effect of  $\delta$  on the anonymized table complying with  $\delta$ -probability.

**Property 1.** Given an anonymized table of mutual cover complying with  $\delta$ -probability, for any QI group,  $\delta$  must be in the range of  $[1/m, 1]$ , where  $m$  is the number of tuples in the QI group.

*Proof.* According to Definition 5, for any column  $j$  in the random output table including the distribution of probabilities on a single QI attribute, we have

$$\frac{\max(p_j)}{\sum_{i=1}^m p_{ij}} \leq \delta,$$

where  $m$  is the number of tuples in the QI group. For any column  $j$ , we have

$$\max(p_j) \leq \sum_{i=1}^m p_{ij} \leq m \cdot \max(p_j).$$

Thus,

$$\frac{\max(p_j)}{m \cdot \max(p_j)} \leq \frac{\max(p_j)}{\sum_{i=1}^m p_{ij}} \leq \frac{\max(p_j)}{\max(p_j)},$$

then we have

$$\frac{1}{m} \leq \frac{\max(p_j)}{\sum_{i=1}^m p_{ij}} \leq 1.$$

Therefore, we conclude that

$$\delta \geq \frac{\max(p_j)}{\sum_{i=1}^m p_{ij}} \geq \frac{1}{m},$$

and  $\delta$  does not affect the random output table when  $\delta$  is greater than 1, such that  $\delta$  must be in the range of  $[1/m, 1]$ .  $\square$

Property 1 demonstrates the constraint that the range of  $\delta$  depends on the number of tuples in a specific QI group. Next, the relation between the value of  $\delta$  and the number of

correlative tuples, given a released QI value, is discussed as follows.

**Corollary 1.** *Given an anonymized table of mutual cover complying with  $\delta$ -probability, each QI value in the released table corresponds to at least  $\lceil 1/\delta \rceil$  records.*

*Proof.* According to Definition 5, for any column  $j$  in the random output table including the distribution of probabilities on a single QI attribute, we have

$$\frac{\max(p_j)}{\sum_{i=1}^m p_{ij}} \leq \delta,$$

where  $m$  is the number of tuples in the QI group. Thus, we have

$$\sum_{i=1}^m p_{ij} \geq \frac{1}{\delta} \cdot \max(p_j).$$

For any QI value in the released table, the corresponding column  $j$  in the random output table must have

$$\max(p_j) > 0.$$

According to Property 1,  $\delta$  is within  $[1/m, 1]$ . Let  $k$  denote  $\lceil 1/\delta \rceil$ , then

$$\begin{cases} k \cdot \max(p_j) < \frac{1}{\delta} \cdot \max(p_j) & \text{if } \lceil 1/\delta \rceil \neq \lceil 1/\delta \rceil \\ k \cdot \max(p_j) = \frac{1}{\delta} \cdot \max(p_j) & \text{if } \lceil 1/\delta \rceil = \lceil 1/\delta \rceil \end{cases}.$$

Therefore, we have

$$\begin{cases} \sum_{i=1}^m p_{ij} > k \cdot \max(p_j) & \text{if } \lceil 1/\delta \rceil \neq \lceil 1/\delta \rceil \\ \sum_{i=1}^m p_{ij} \geq k \cdot \max(p_j) & \text{if } \lceil 1/\delta \rceil = \lceil 1/\delta \rceil \end{cases}.$$

As a result, there are at least  $\lceil 1/\delta \rceil$  probabilities greater than 0 in the column, such that each QI value in the released table must correspond to at least  $\lceil 1/\delta \rceil$  records.  $\square$

For example, the random output table of Figure 2 complies with  $\frac{1}{2}$ -probability, then each of the output values, which may appear in the released table (i.e., the corresponding column has at least one probability greater than 0), corresponds to at least 2 records.

Note that, the function of  $\delta$  is similar to that of parameter  $k$  in  $k$ -anonymity to some extent. Generalization for  $k$ -anonymity requires that each generalized value in the released table is carried by at least  $k$  records, and any record carries each value in the range of generalized value with equal probability. While in the mutual cover technique, particular random output tables can be calculated under certain conditions to achieve the same result of  $k$ -anonymity except showing the range of output values and the number of correlative tuples in the released table<sup>2</sup>. The most important difference between mutual cover and generalization is that the anonymization unit of mutual cover is specific QI value rather than record and we can control the anonymization result by assigning the distribution probabilities of QI values. Thus, mutual cover is more flexible than generalization that can achieve more anonymization results by controlling the random output table.

2. For example, if we set all the entry values to 1/14 in Figure 2, any tuple carries each age value with equal probability.

## 4 MUTUAL COVER ALGORITHM

This section presents an efficient algorithm to implement the mutual cover framework. We aim to achieve three goals. First, mutual cover satisfies  $\delta$ -probability to hinder the adversary from matching the combination of QI values. Second, the partition is  $l$ -diverse to protect sensitive values. Note that, the partition can satisfy other principles according to actual security requirement, e.g.,  $t$ -closeness. Third, the records cover for each other at the minimum cost, i.e., maintaining original QI values as far as possible. The procedure is presented in Algorithm 1.

---

### Algorithm 1 MutualCover( $T, \delta, l$ )

---

```

1:  $T_{anony} = T$ 
2:  $QI\_groups = \emptyset$ 
3:  $partition\_table(T_{anony}, QI\_groups, l)$ 
4: for each  $group \in QI\_groups$  do
5:   for each  $attri \in A_{set}^{QI}$  do
6:      $random\_table = calculate\_table(group, attri, \delta)$ 
7:      $output\_values(group, attri, random\_table)$ 
8:   end for
9:    $randomize\_unchanged\_tuples(group)$ 
10: end for
11: return  $T_{anony}$ 

```

---

$T_{anony}$  is initialized as  $T$  for storing the anonymized result (line 1), and  $QI\_groups$  is initialized as an empty set for storing the set of QI groups (line 2). Function  $partition\_table(T_{anony}, QI\_groups, l)$  divides  $T_{anony}$  into QI groups where each QI group is  $l$ -diverse and adds each QI group into  $QI\_groups$  (line 3). At each iteration (lines 4 to 10), the algorithm calculates the random output table on each QI attribute (line 6), and then replaces the original QI values with random QI values according to  $random\_table$  (line 7). Function  $randomize\_unchanged\_tuples(group)$  randomly perturbs a QI value of each tuple whose all QI values are originally preserved (line 9). Finally, the algorithm returns  $T_{anony}$  as the result (line 11). Note that,  $output\_values(group, attri, random\_table)$  and  $randomize\_unchanged\_tuples(group)$  only replace the original QI values with the corresponding random values in  $T_{anony}$ , and the records in  $T_{anony}$  keep the same order. Therefore, the partition and the random output tables are hidden from the adversary.

Next, we elaborate  $partition\_table(T, QI\_groups, l)$ ,  $calculate\_table(group, attri, \delta)$ , and  $randomize\_unchanged\_tuples(group)$ , respectively. There are many approaches that divide the microdata table into QI groups, such as [11], [13], and [27]. In this work, we modify Mondrian [11] to achieve  $partition\_table(T, QI\_groups, l)$  as shown in Algorithm 2. The other partition algorithms can also be applied according to the actual demand.

The data structure  $temp\_QI\_set$  is initialized as the set of all QI attributes (line 1). At each iteration (lines 2 to 14), the algorithm chooses an attribute from  $temp\_QI\_set$  (line 3), counts its median value (line 4), then divides  $T$  into two smaller parts (lines 5 and 6). The branch statement (line 7) checks whether both the smaller parts  $T_{small}$  and  $T_{big}$  are  $l$ -diverse. If the condition is met, the algorithm recursively calls  $partition\_table(T_{small}, QI\_groups, l)$  (line 8)

**Algorithm 2** `partition_table( $T, QI\_groups, l$ )`


---

```

1:  $temp\_QI\_set = A_{set}^{QI}$ 
2: while  $temp\_QI\_set \neq \emptyset$  do
3:    $attribute = choose\_attribute(T, temp\_QI\_set)$ 
4:    $median = calculate\_median(T, attribute)$ 
5:    $T_{small} = \{t \in T : t[attribute] \leq median\}$ 
6:    $T_{big} = \{t \in T : t[attribute] > median\}$ 
7:   if  $check\_condition(T_{small}, T_{big}, l)$  is True then
8:      $partition\_table(T_{small}, QI\_groups, l)$ 
9:      $partition\_table(T_{big}, QI\_groups, l)$ 
10:    break
11:  else
12:     $temp\_QI\_set = temp\_QI\_set - attribute$ 
13:  end if
14: end while
15: if  $temp\_QI\_set = \emptyset$  then
16:    $QI\_groups = QI\_groups + T$ 
17: end if

```

---

and  $partition\_table(T_{big}, QI\_groups, l)$  (line 9). Otherwise, the chosen attribute is eliminated from  $temp\_QI\_set$  (line 12). After the while loop, if  $temp\_QI\_set$  is empty, none of the QI attributes can be used to divide  $T$  into smaller  $l$ -diverse groups (line 15). Then,  $T$  is considered as a QI group and being added into  $QI\_groups$  (line 16).

Then, we illustrate how to calculate the random output table while retaining the original QI values as far as possible. To measure the distance between two QI values, the distance function is defined as follows:

**Definition 6** (Distance Function). *The distance function, denoted as  $dis(\cdot)$ , measures the distance between two values, such that for any two values  $v_1$  and  $v_2$ ,  $dis(v_1, v_2) \in R_0^+$ , where  $R_0^+$  represents the region of non-negative real number.*

Note that, it is hard to define the distance between QI values on a categorical attribute. One feasible solution is to build a customized hierarchy tree for each categorical attribute and assign a specific distance value for each pair of leaf nodes. While for continuous attribute, we implement  $dis(\cdot)$  by  $l_1$ -distance, defined as follows:

**Definition 7** ( $l_1$ -Distance). *Given two values  $v_1$  and  $v_2$ , their  $l_1$ -distance is expressed as*

$$||v_1 - v_2||_1 = |v_1 - v_2|.$$

We transform the problem to a linear programming model, and use the primal-dual path following algorithm [28] to implement  $calculate\_table(group, attri, \delta)$ . According to Definition 3 and Definition 5, the linear programming of  $calculate\_table(group, attri, \delta)$  is given as

$$\begin{aligned}
& \text{Min} \quad \sum_{i=1}^m \sum_{j=1}^n dis(v_i^{ori}, v_j^{col}) p_{ij} \\
& \text{s.t.} \quad 1) \quad \sum_{j=1}^n p_{ij} = 1, i \in [1, m] \\
& \quad \quad 2) \quad \frac{\max(p_j)}{\sum_{i=1}^m p_{ij}} \leq \delta, j \in [1, n] \\
& \quad \quad 3) \quad p_{ij} \geq 0, i \in [1, m] \text{ and } j \in [1, n]
\end{aligned}$$

where  $v_i^{ori}$  is the original value of  $t_i$  on attribute  $attri$ ,  $v_j^{col}$  is the value of column  $j$ ,  $m$  is the number of records in  $group$ ,  $n$  is the size of domain within  $group$  on attribute  $attri$ . The meaning of the objective function is to assign the probability of each record to the output values (i.e., values within the domain of  $attri$  inside  $group$ ), and make the values, which has a longer distance to the original value of the record, carry lower probabilities on the premise of satisfying the constraints.

In addition, according to Property 1,  $\delta$  must be chosen within a particular range depending on the size of QI groups. Then, Algorithm 1 has the following property.

**Property 2.** *In Algorithm 1, the condition in Property 1 is satisfied when  $\delta$  is within the range of  $[1/l, 1]$ .*

*Proof.* According to Algorithm 1, after dividing  $T_{anony}$  into QI groups, each QI group is  $l$ -diverse, such that each QI group includes at least  $l$  tuples. Therefore,  $\delta$  can be set within the range of  $[1/l, 1]$  to calculate the random output tables in every QI group.  $\square$

Finally, we describe  $randomize\_unchanged\_tuples(group)$  in detail. The meaning of the function is to prevent the QI values of some tuples be originally preserved, causing that their identities may be disclosed with high probability. In this paper, we perturb only a QI value for each unchanged tuple, but the number of perturbed QI values can be set according to the actual situation. Algorithm 3 gives the pseudo-code of  $randomize\_unchanged\_tuples(group)$ .

**Algorithm 3** `randomize_unchanged_tuples( $group$ )`


---

```

1:  $attribute\_weights = count\_weights(group)$ 
2:  $unchanged\_tuples = pick\_unchanged(group)$ 
3: for each  $tuple \in unchanged\_tuples$  do
4:   while  $check\_unchanged(tuple)$  do
5:      $attri = choose\_attri(attribute\_weights)$ 
6:      $replace\_QI\_value(tuple, attri, group)$ 
7:   end while
8: end for
9: return  $group$ 

```

---

$attribute\_weights$  stores the weight of each attribute counted in  $group$  (line 1), and the weight is calculated by  $\frac{dis_{max}(attri, group)}{dis_{max}(attri, T)}$ , where  $dis_{max}(attri, group)$  and  $dis_{max}(attri, T)$  denote the max distance between values on attribute  $attri$  within  $group$  and  $T$ , respectively.  $unchanged\_tuples$  denotes the set of tuples whose all QI values are originally preserved in  $group$  (line 2). At each iteration (lines 3 to 8), the algorithm chooses a tuple from  $unchanged\_tuples$ , picks an attribute according to  $attribute\_weights$  (line 5), and replaces an original QI value with a random QI value from the range within  $group$  on attribute  $attri$  (line 6) until at least one QI value is different from the original value (line 4).

## 5 EXPERIMENTAL RESULTS

This section evaluates the effectiveness of the proposed *MutualCover* algorithm. We use the real US Census data [29], eliminate the tuples with missing values, and randomly select 40,152 tuples with eight attributes. The QI attributes



TABLE 1  
Description of the attributes.

	Attribute	Type	Size
1	Gender	Categorical	2
2	Age	Continuous	55
3	Relationship	Categorical	13
4	Marital status	Categorical	6
5	Race	Categorical	9
6	Education	Categorical	10
7	Hours per week	Continuous	95
8	Salary	Continuous	851

are gender, age, relationship, marital status, race, education, and hours per week, and the sensitive attribute is salary. Table 1 describes the attributes in details.

In the experiments, *MutualCover* complies with  $\delta$ -probability and the partition of QI groups is  $l$ -diverse. The parameter  $\delta$  is set at  $\frac{1}{5}$ ,  $\frac{1}{6}$ ,  $\frac{1}{7}$ ,  $\frac{1}{8}$  and  $\frac{1}{10}$ , respectively, and  $l$  is assigned to 10. To reduce the accidental effect of randomness, we run every experiment of *MutualCover* with the same parameters for 10 times, and the max, min, and average results are reported. Note that, since the mechanism of mutual cover is different from that of generalization, the experiments measure the effectiveness of protection via the cost of the information utility, such that a better anonymization algorithm achieves the same level of protection with a smaller cost.

### 5.1 Privacy protection

This subsection conducts experiments to evaluate the protection of anonymized tables by *MutualCover*. We assume that an adversary has all QI values of the target person, and each QI value is combined to match the target person with the probability of  $P_{match}$ . The experiments count the number of matching records for all the tuples in the anonymized tables, and the average probabilities of identity disclosure and attribute disclosure per tuple are calculated. The results are as shown in Figure 3 and Figure 4, respectively.

Observing from Figure 3 and Figure 4, the identity disclosure and attribute disclosure decrease with the reduction of  $\delta$  because the released QI values correspond to more records with smaller  $\delta$  according to Corollary 1. Therefore, each record is covered with substantial other records that dramatically reduces the probability of being re-identified. Note that, since we apply function *randomize\_unchanged\_tuples(group)* in Algorithm 1, the lines in Figure 3(f) completely coincide on 0. Moreover, the probability of disclosure increases when  $P_{match}$  raises from 0.3 to 0.7, the probabilities are very similar when  $P_{match}$  are 0.7 and 0.8, respectively, and the probability starts to reduce when  $P_{match}$  is greater than 0.8. Consequently, the experiments demonstrate that the adversary can also be confused even if he has known much information about the target person. Note that, the adversary cannot determine the optimal  $P_{match}$  in practice because the anonymization process is completely hidden from the adversary.

Furthermore, we also implement Mondrian complying with  $l$ -diversity for comparison. The probabilities of identity disclosure and attribute disclosure are given as Figure 5(a) and Figure 5(b), respectively. Note that, the probabilities

of identity disclosure are completely the same as that of attribute disclosure because the level of protection for identities is compelled to be enhanced to that of sensitive values for meeting the requirement of  $l$ -diversity. Additionally, the anonymized tables by *MutualCover* provide better protection for identities and sensitive values than that of Mondrian in most experiments and similar protection in the worst case when the adversary chooses  $P_{match}$  between 0.7 and 0.8.

### 5.2 Information loss

This subsection measures the information loss of the anonymized tables by *MutualCover*. *ILoss* [30] is a popular metric to estimate the information loss of generalized value. We modify *ILoss* to count the information loss of randomized value as follows:

$$ILoss(v) = \frac{|\tilde{v} - v|}{|D_A|},$$

where  $v$  is the original QI value,  $\tilde{v}$  is  $v$ 's random output value, and  $|D_A|$  is the size of attribute  $A$  containing  $v$ . The overall information loss of the anonymized table  $T'$  is:

$$ILoss(T') = \sum_{t \in T'} \sum_{A \in A_{set}^{QI}} ILoss(t[A]).$$

The results of *MutualCover* are shown in Figure 6(a). In addition, we also implement Mondrian complying with  $l$ -diversity for comparison, and the results are shown in Figure 6(b).

Observing from Figure 6(a), the information loss increases with the decrease of parameter  $\delta$ . According to Corollary 1, each QI value in the released table corresponds to more records with the reduction of  $\delta$ , causing that more records have to be involved for covering on the QI values of long distance. Thus, the decrease of  $\delta$  enhances the protection but also increases the information loss. In addition, comparing to Figure 6(b), both the information loss and the interval of *MutualCover* are much less than that of Mondrian. Therefore, the experiments illustrate that comparing to generalization, the mutual cover provides better protection (or even similar protection when  $P_{match}$  is between 0.7 and 0.8) and enhances the protection at a much smaller cost of information loss.

### 5.3 Query answering

In this subsection, we use the approach of aggregate query answering [13] to check the information utility of the anonymized tables by *MutualCover*. We randomly generate 1,000 queries and calculate the average relative error rate for each anonymized table. The sequence of the query is expressed in the following form:

```
SELECT SUM(salary) FROM Microdata
WHERE pred(A1) AND pred(A2) AND pred(A3) AND
pred(A4).
```

Specifically, the query condition contains four random QI attributes, and the sum of salary is the result for comparison. For categorical attributes, the predicate  $pred(A)$  has the following form:

$$(A = v_1 \text{ or } A = v_2 \text{ or } \dots \text{ or } A = v_m),$$

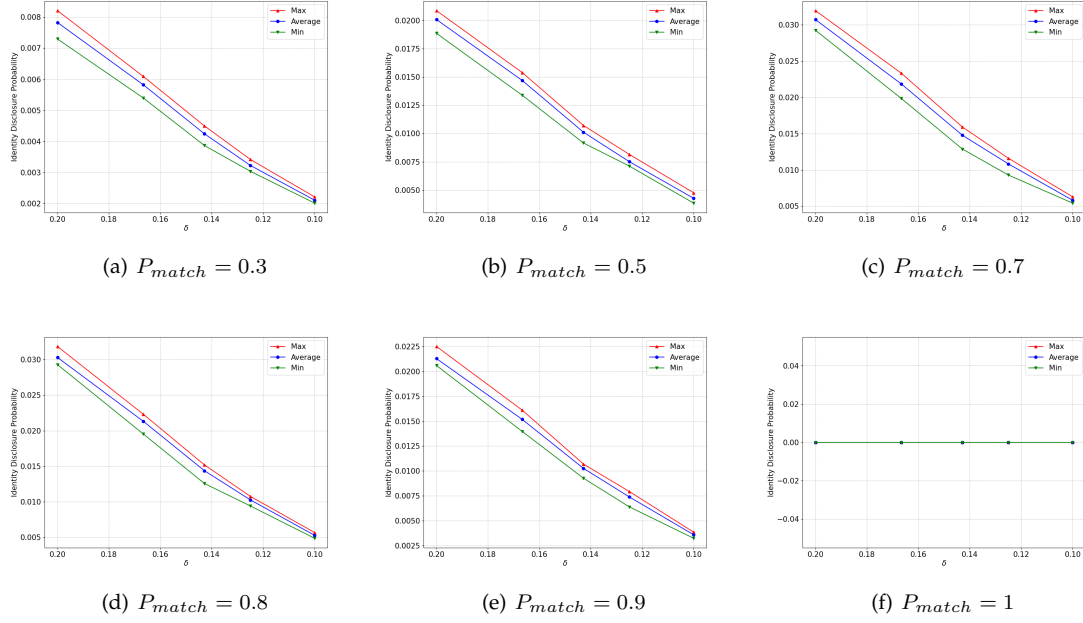


Fig. 3. Identity disclosure probability.

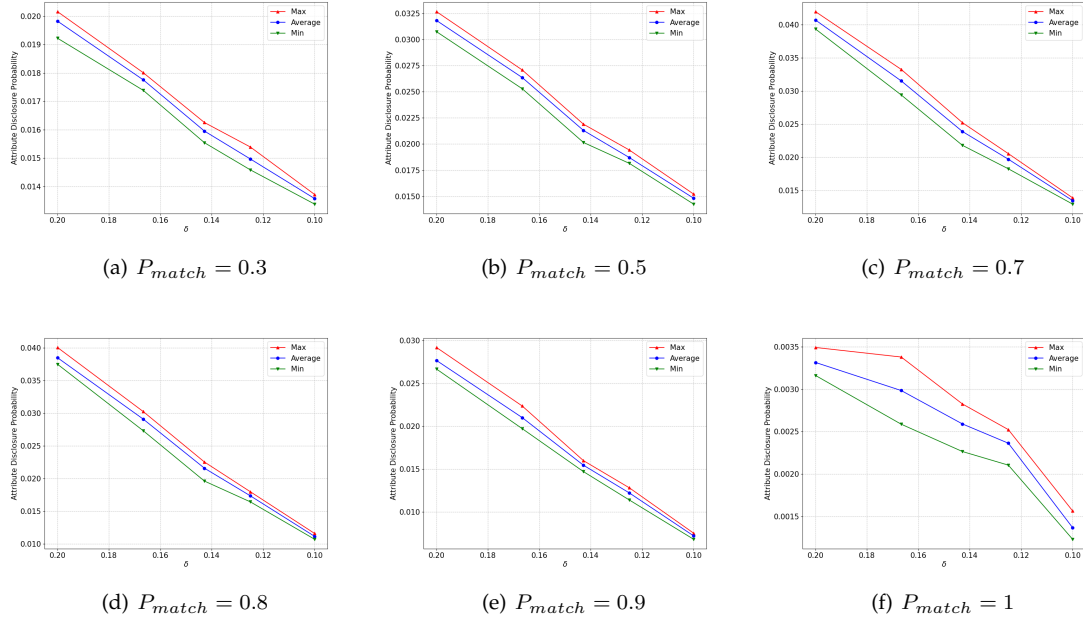


Fig. 4. Attribute disclosure probability.

where  $v_i (1 \leq i \leq m)$  is a random value from  $D[A]$ . While for numerical attributes, the predicate  $pred(A)$  has the following form:

$$(A > v) \text{ or } (A < v) \text{ or } (A = v) \text{ or}$$

$$(A \geq v) \text{ or } (A \leq v) \text{ or } (A \neq v),$$

where  $v$  is a random value from  $D[A]$ . The relative error rate, denoted as  $R_{error}$ , is given by:

$$R_{error} = (Sum_{upper} - Sum_{lower}) / Sum_{actual},$$

where  $Sum_{upper}$  and  $Sum_{lower}$  are upper bound and lower bound of the sum of salary, respectively, and  $Sum_{actual}$  is the actual value. The results of *MutualCover* are given in Figure 7(a). Moreover, we also perform the experiment on Mondrian and Anatomy [12] complying with  $l$ -diversity for comparison, and the results are shown in Figure 7(b) and Figure 7(c), respectively.

We observe that the results of *MutualCover* are much better than that of Mondrian and Anatomy. The primary reason is that *MutualCover* does not preserve the QI groups in the anonymized table and maintains a large majority of



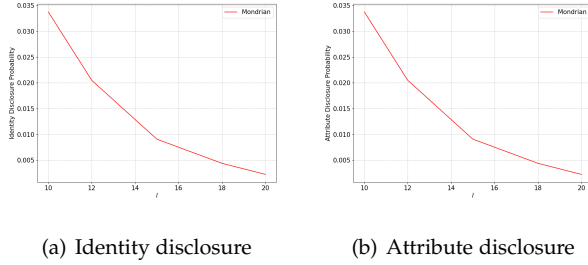


Fig. 5. Disclosure probability of Mondrian.

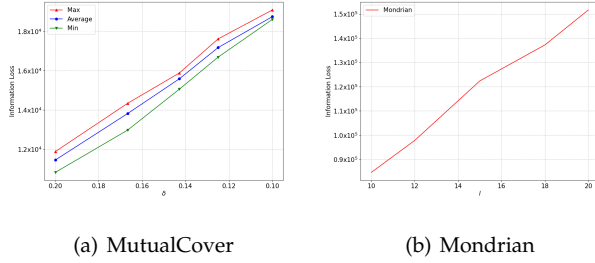


Fig. 6. Information loss.

the original QI values. Consequently, the results of queries are specific and accurate matching records rather than QI groups, reducing much more error. In addition, the relative error rate of *MutualCover* fluctuates within a certain range, so that  $\delta$  has little influence on the query results.

#### 5.4 Cost of attribute protection

The above-conducted experiments showed the results of *MutualCover* when  $l$  is fixed at 10. In this subsection, we evaluate the effect of  $l$  on information loss and query answering to measure the influence of attribute protection. We set  $l$  at 10, 12, 15, 18, and 20, respectively, assign  $\delta$  to  $\frac{1}{6}$ , and use the same configuration as previous experiments. The results are shown in Figure 8.

Results from Figure 8(a) and Figure 8(b) show that the increase of  $l$  lowers the information loss but raises the relative error rate. It is because the number of tuples in each QI group increases with the growth of  $l$  so that the probabilities that tuples cover on the QI values of long distance reduce in random output tables, which decreases information loss considerably. However, the probabilities that assign to the QI values around the original QI value also increase, which brings down the probability of original QI value, causing that the accuracy of query answering decreases. Note that, the experiments also reveal that enhancing the level of attribute protection in mutual cover lowers much information loss at only a little cost of the accuracy of query answering. Therefore, comparing to Figure 6(b) and Figure 7(b), mutual cover avoids the problem of over-protection in generalization.

## 6 CONCLUSION

In this work, we propose a mutual cover technique for privacy-preserving data publishing. The rationale is to make

similar records to cover for each other at the minimal cost by perturbing the original QI values according to the random output tables. The main advantages compared to generalization are: (1) the anonymization process is completely hidden from the adversary that provides more effective protection; (2) mutual cover remedies the problem of over-protection for identities; and (3) mutual cover preserves the distribution of original QI values as far as possible. The experiments illustrate that mutual cover provides impressive privacy protection, little information loss, and accurate query answering.

In future work, we will mainly research on applying mutual cover in complicated scenarios, such as multiple release publication, continuous data publication, and personalized privacy preservation. At the same time, improving the protection against various disclosures and optimizing the anonymized result for maximizing information utility simultaneously will be also studied.

## REFERENCES

- [1] K. Wang, R. Chen, B. Fung, and P. Yu, "Privacy-preserving data publishing: A survey on recent developments," *ACM Computing Surveys*, 2010.
- [2] Z. Qin, Y. Yang, T. Yu, I. Khalil, X. Xiao, and K. Ren, "Heavy hitter estimation over set-valued data with local differential privacy," in *Proceedings of the 2016 ACM SIGSAC Conference on Computer and Communications Security*. ACM, 2016, pp. 192–203.
- [3] L. Sweeney, "k-anonymity: A model for protecting privacy," *International Journal of Uncertainty, Fuzziness and Knowledge-Based Systems*, vol. 10, no. 05, pp. 557–570, 2002.
- [4] K. LeFevre, D. J. DeWitt, and R. Ramakrishnan, "Incognito: Efficient full-domain k-anonymity," in *Proceedings of the 2005 ACM SIGMOD international conference on Management of data*. ACM, 2005, pp. 49–60.
- [5] J. Xu, W. Wang, J. Pei, X. Wang, B. Shi, and A. W.-C. Fu, "Utility-based anonymization using local recoding," in *Proceedings of the 12th ACM SIGKDD international conference on Knowledge discovery and data mining*. ACM, 2006, pp. 785–790.
- [6] L. Sweeney, "Achieving k-anonymity privacy protection using generalization and suppression," *International Journal of Uncertainty, Fuzziness and Knowledge-Based Systems*, vol. 10, no. 05, pp. 571–588, 2002.
- [7] A. Machanavajjhala, J. Gehrke, D. Kifer, and M. Venkatasubramanian, "l-diversity: Privacy beyond k-anonymity," in *22nd International Conference on Data Engineering (ICDE'06)*. IEEE, 2006, pp. 24–34.
- [8] N. Li, T. Li, and S. Venkatasubramanian, "t-closeness: Privacy beyond k-anonymity and l-diversity," in *2007 IEEE 23rd International Conference on Data Engineering*. IEEE, 2007, pp. 106–115.
- [9] T. Li and N. Li, "On the tradeoff between privacy and utility in data publishing," in *Proceedings of the 15th ACM SIGKDD international conference on Knowledge discovery and data mining*, 2009, pp. 517–526.
- [10] R. C.-W. Wong, A. W.-C. Fu, K. Wang, P. S. Yu, and J. Pei, "Can the utility of anonymized data be used for privacy breaches," *ACM Transactions on Knowledge Discovery From Data*, vol. 5, no. 3, p. 16, 2011.
- [11] K. LeFevre, D. DeWitt, and R. Ramakrishnan, "Mondrian multidimensional k-anonymity," in *22nd International Conference on Data Engineering (ICDE'06)*, 2006, pp. 25–25.
- [12] X. Xiao and Y. Tao, "Anatomy: simple and effective privacy preservation," in *Proceedings of the 32nd international conference on Very large data bases*, 2006, pp. 139–150.
- [13] Q. Zhang, N. Koudas, D. Srivastava, and T. Yu, "Aggregate query answering on anonymized tables," in *2007 IEEE 23rd International Conference on Data Engineering*, 2007, pp. 116–125.
- [14] T. Li, N. Li, J. Zhang, and I. Molloy, "Slicing: A new approach for privacy preserving data publishing," *IEEE Transactions on Knowledge and Data Engineering*, vol. 24, no. 3, pp. 561–574, 2012.

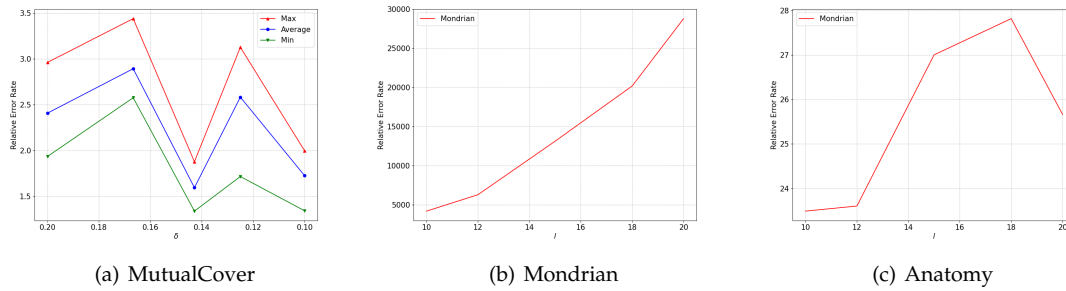
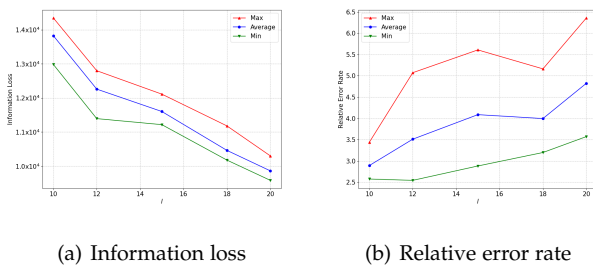


Fig. 7. Relative error rate.

Fig. 8. Effect of parameter  $l$ .

- [15] M. E. Nergiz, M. Atzori, and C. Clifton, "Hiding the presence of individuals from shared databases," in *Proceedings of the 2007 ACM SIGMOD international conference on Management of data*, 2007, pp. 665–676.
- [16] D. Kifer, "Attacks on privacy and definetti's theorem," in *Proceedings of the 2009 ACM SIGMOD International Conference on Management of data*, 2009, pp. 127–138.
- [17] C. Dwork, "Differential privacy," *Encyclopedia of Cryptography and Security*, pp. 338–340, 2011.
- [18] N. Mohammed, R. Chen, B. Fung, and P. S. Yu, "Differentially private data release for data mining," in *Proceedings of the 17th ACM SIGKDD international conference on Knowledge discovery and data mining*. ACM, 2011, pp. 493–501.
- [19] R. Chen, B. Fung, B. C. Desai, and N. M. Sossou, "Differentially private transit data publication: a case study on the montreal transportation system," in *Proceedings of the 18th ACM SIGKDD international conference on Knowledge discovery and data mining*. ACM, 2012, pp. 213–221.
- [20] C. Dwork, A. Roth et al., "The algorithmic foundations of differential privacy," *Foundations and Trends® in Theoretical Computer Science*, vol. 9, no. 3–4, pp. 211–407, 2014.
- [21] T. Zhu, G. Li, W. Zhou, and S. Y. Philip, "Differentially private data publishing and analysis: A survey," *IEEE Transactions on Knowledge and Data Engineering*, vol. 29, no. 8, pp. 1619–1638, 2017.
- [22] S. P. Kasiviswanathan, H. K. Lee, K. Nissim, S. Raskhodnikova, and A. Smith, "What can we learn privately?" *SIAM Journal on Computing*, vol. 40, no. 3, pp. 793–826, 2011.
- [23] Z. Qin, T. Yu, Y. Yang, I. Khalil, X. Xiao, and K. Ren, "Generating synthetic decentralized social graphs with local differential privacy," in *Proceedings of the 2017 ACM SIGSAC Conference on Computer and Communications Security*, 2017, pp. 425–438.
- [24] M. Bun, J. Nelson, and U. Stemmer, "Heavy hitters and the structure of local privacy," *ACM Transactions on Algorithms*, vol. 15, no. 4, pp. 1–40, 2019.
- [25] Y. Wang, X. Wu, and D. Hu, "Using randomized response for differential privacy preserving data collection," in *EDBT/ICDT Workshops*, vol. 1558, 2016.
- [26] N. Holohan, D. J. Leith, and O. Mason, "Optimal differentially private mechanisms for randomised response," *IEEE Transactions on Information Forensics and Security*, vol. 12, no. 11, pp. 2726–2735, 2017.
- [27] J. Soria-Comas, J. Domingo-Ferrer, D. Sanchez, and S. Martinez, "t-

closeness through microaggregation: Strict privacy with enhanced utility preservation," *IEEE Transactions on Knowledge and Data Engineering*, vol. 27, no. 11, pp. 3098–3110, 2015.

- [28] E. D. Andersen and K. D. Andersen, "The mosek interior point optimizer for linear programming: an implementation of the homogeneous algorithm," in *High performance optimization*. Springer, 2000, pp. 197–232.
- [29] S. Ruggles, S. Flood, R. Goeken, J. Grover, E. Meyer, J. Pacas, and M. Sobek, "IPUMS USA: Version 10.0 [dataset]," Minneapolis, MN: IPUMS, 2020. [Online]. Available: <https://doi.org/10.18128/D010.V10.0>
- [30] X. Xiao and Y. Tao, "Personalized privacy preservation," in *Proceedings of the 2006 ACM SIGMOD international conference on Management of data*. ACM, 2006, pp. 229–240.



**Boyu Li** received his Ph.D. degree in Computer Science and Technology from Jilin University, in 2018. He is currently a post-doctor in School of Computer Science and Technology, Huazhong University of Science and Technology. His research interests include privacy-preserving data publishing, social network and graph embedding.



**Yuyi Wang** received his Ph.D. degree in Computer Science from KULeuven, Belgium, in 2015. He is currently a researcher in Disco Group, ETH Zurich, Switzerland. His research interests include algorithm theories, machine learning and data mining.



**Kun He** is currently a Professor in School of Computer Science and Technology, Huazhong University of Science and Technology (HUST) Wuhan, P.R. China; and a Mary Shepard B. Upson Visiting Professor for the 2016-2017 Academic year in Engineering, Cornell University NY, USA. She received the B.S degree in physics from Wuhan University, Wuhan, China, in 1993; the M.S. degree in computer science from Huazhong Normal University, Wuhan, China, in 2002; and the Ph.D. degree in system

engineering from HUST, Wuhan, China, in 2006. Her research interests include machine learning, deep learning, social networks, and algorithm design.