

A Systematic Literature Review of Critical Features and General Issues of Freely Available mHealth Apps For Dietary Assessment

Transportation Research Record
2020, Vol. XX(X) 1-??
©National Academy of Sciences:
Transportation Research Board 2020
Article reuse guidelines:
sagepub.com/journals-permissions
DOI: 10.1177/ToBeAssigned
journals.sagepub.com/home/trr

SAGE

Ghalib Ahmed Tahir¹, Chu Kiong Loo¹, Nadine Kong² and Foong Ming Moy²

Abstract

Obesity is known to lower the quality of life substantially. It is often associated with increased chances of non-communicable diseases such as diabetes, cardiovascular problems, different types of cancers, etc. Evidence suggests that diet-related mobile applications play a vital role in assisting an individual in making healthier choices and keeping track of food intake. However, due to an abundance of similar applications, it becomes pertinent to evaluate each of them in terms of functionality, usability, and possible design issues to truly determine state-of-the-art solutions for the future. Since these applications involve implementing multiple user requirements and recommendations from different dietitians, the evaluation becomes quite complex. Therefore, this study aims to review existing dietary applications at length to highlight key features and problems that enhance or undermine an application's usability. For this purpose, we have examined the published literature from various scientific databases of the CINAHL, Science Direct, and PUBMED. Out of our findings, fifty-six primary studies met our inclusion criteria after filtering out titles, abstracts, and full text. A total of 35 apps are analyzed from the selected studies. Our detailed analysis concluded the comprehensiveness of freely available mHealth applications from users and dietitians' frames of reference. Furthermore, we have also specified potential future challenges and stated recommendations to help develop clinically accurate diet-related applications.

Despite considerable advancements in medicine today, the number of people getting affected by chronic diseases is significantly greater due to unhealthy lifestyles. Obesity is one of the most common contributing factors to chronic diseases, affecting almost every part of the world from middle to lower-income countries. According to a survey in 2016, 1.9 billion adults aged 18 years and older were overweight (1). The prevalence of the aforementioned diseases poses serious concerns. However, determining the right remedial measures is dependent on different factors ranging from a person's genetics to lifestyle, which need to be adjusted according to the cause and severity of the condition. Treatment may include medication, lifestyle changes (87) such as choosing healthier food alternatives, exercise, and requiring patients to follow a customized diet plan (88).

On the other hand, with rapid technological advancements and increased usage of handheld devices such as smartphones, tablets, and smartwatches, people's reliance on these devices has undoubtedly grown beyond their utility as a means to communicate. The number of mobile users in 2012 for Android and iOS devices (2) increased from 640 million to 2,562 million in 2016 (3). These days, smartphone applications are being extended to support electronic healthcare practices (4), (5). e-Health and related diet-related

applications are being increasingly used for professional and personal purposes. People are using these applications to make healthier lifestyle choices. Generally, these apps provide instant nutritional values of food items with barcode scanners, which is extremely helpful for people suffering from non-communicable diseases, and others who intend to choose healthier products (1). These applications not only assist users with the selection of more nutritious alternatives but also allow them to self-monitor their physical activity and diet intake by using behavioral strategies of goal settings (6). Moreover, these applications are designed to cater to various age groups, including children battling obesity from a very young age.

In this regard, recent developments in artificial intelligence-based functionalities and hardware capacity enhancement of handheld devices have led to the

¹Department of Artificial Intelligence, Faculty of Computer Science and Information Technology, University of Malaya, Kuala Lumpur, Malaysia

²Julius Centre University of Malaya, Department of Social and Preventive Medicine, Faculty of Medicine, University of Malaya, Kuala Lumpur, Malaysia

Corresponding author:

development of automatic food recognition and calories estimation methods, making them an essential subset of e-health applications.

Regardless of numerous diet-related applications freely available today, scientifically proven guidelines (both in terms of usability and functionality) have not yet emerged from the users' and the dietitian's perspective. Also, the author's first-hand app development experience (7) suggested a dire need to have in-depth knowledge about the state-of-the-art diet-related applications. To develop this understanding, the first step involves identifying key components relevant to existing diet-related applications, which are categorized in terms of general issues faced by dietitians and users, including user experience of both parties and functionalities required by each of them, respectively.

While the development of diet-related applications requires a significant amount of time and effort, general issues like their credibility remain a question. The term "Credibility" here refers to the authenticity or scientific validation of an application to achieve goal during trials. Another challenge present applications face is the maintenance of an updated food composition database, as new food products are being continuously introduced in the market. Mobile app developers also find it challenging to determine target users, their needs, and potential feedback to improve functionality and usability of apps (7) (8). Thus, an application with a good user experience may increase its preference over others despite offering lesser functionality. Therefore, the development of such applications should strongly consider essential factors like usability and 'ease of use' (9) (10), as poor usability can result in users switching over to alternative options (11) (7) (12).

The following paper aims to provide a systematic review of existing diet-related applications and seeks to equip researchers and dietitians with comprehensive knowledge about general issues encountered by their users in terms of usability and functionality. Thereby laying the foundation for developing state-of-the-art generalized solutions that can cater to vastly varying user needs.

Methods

We have developed the systematic review protocol by defining our research questions and considering multiple inclusion/exclusion criteria. Then we formally defined our search strategy by identifying the search terms and carried out the search using the electronic database of PUBMED, CINAHL, and Science Direct. Following this, we selected relevant studies based on our study selection criteria. Then we extracted the data and accessed the quality of selected studies according to the quality assessment questionnaire and presented our results. In the following section, we thoroughly described our process.

Research Questions

The primary aim of this review is to answer the research questions shown in Table 1.

Inclusion/Exclusion Criteria

The studies that met all of the following criteria are selected for this review.

IC1. Papers related to dietary applications for smartphones (iPhones, Android phones, and Blackberries) and modern commercially available portable devices such as iPads and Personal Digital assistants (PDAs).

IC2. Content is written in the English language only.

IC3. The study must be a full peer-reviewed paper (not an abstract).

This review excludes the following studies that are conformed to at least one of the following criteria.

EC1. Studies published in a language other than English.

EC2. Studies without a clear description of dietary application mentioned.

EC3. Dietary applications that are not freely available.

Search Strategy

We have carefully defined the search terms based on initial screening through a consensus among authors to investigate the diet-related mobile applications. Terms such as 'cellular phones,' 'mobile phone,' 'smartphone,' 'mHealth,' 'iPads' combined with terms like 'diet,' 'food and nutrition' are qualified as keywords in our work. The search was conducted up to January 2020 in CINAHL, Science Direct, and PUBMED databases and is limited to peer review journal articles. Search targets the following keywords in the title or abstract ('cellular phones' AND diet, 'mobile phone' AND diet, 'smart phone' AND diet, 'mHealth' AND diet, 'iPads' AND diet, 'cellular phones' AND 'food and 'nutrition,' 'mobile phone' AND 'food and nutrition, 'smart phone' AND 'food and nutrition, 'mHealth' AND 'food and nutrition,' 'iPads' AND 'food and nutrition). The Boolean AND joins the two major parts. These yield 15317 results, reduced to 9898 after duplicates removal. They are screened based on titles, and a total of 775 articles were accessed for eligibility against our inclusion/exclusion criteria and study selection process. References of eligible studies are scanned to identify additional studies, but no additional study is included in this review. Finally, a total of 56 studies are included in this review process. Figure 1 shows the selection process.

Data Extraction

Reviewer GAT extracted all the selected studies' key characteristics (study population, location, mobile app details, and aim of the survey) shown in Table 5. Similarly, other relevant information shown in Table 3 was extracted to answer our research questions. The whole process is carried

Table 1. Research Questions

No	Research question	Motivation
RQ1	What are the general problems that are resolved by the freely available diet-related applications?	To provide information about the general problems faced by dietary assessment apps such as frequent app crashes, cumbersome process of entering meal information, demotivating information displays, periodic notifications, difficulty in portion size estimation, credibility, etc.
RQ2	What are back-end application issues resolved by the freely available dietary applications?	To provide information about the application's stability, usage reports, data confidentiality, and offline accessibility-related issues faced by diet-related applications.
RQ3	To what extent do the freely available dietary applications fulfill user interface requirements?	To provide information regarding the critical user interface components catered by diet-related applications.
RQ4	What are the dietary components and critical features implemented by the freely available dietary applications?	To determine and provide information regarding the dietary components and critical features implemented by existing diet-related applications.
RQ5	What are the benefits and challenges stemming from the included case studies?	To summarize the benefits of dietary-related apps and the challenges they face based on the included studies.

Table 2. Search Results (The Boolean AND joins the two major parts)

Search Strings	Search Results		
	PUBMED	CINAHL	Science Direct
'Cellular Phone' AND Diet	178	725	430
'Mobile Phone' AND Diet	190	1376	1628
'Mobile Telephone' AND Diet	183	603	801
'Smart Phone' AND Diet	96	598	805
mHealth AND Diet	211	656	200
iPads AND Diet	0	471	263
'Cellular Phone' AND 'Food and Nutrition'	3	730	281
'Mobile Phone' AND 'Food and Nutrition'	2	978	1201
'Mobile Telephone' AND 'Food and Nutrition'	2	601	62
'Smart Phone' AND 'Food and Nutrition'	1	633	294
mHealth AND 'Food and Nutrition'	278	314	102
iPads AND 'Food and Nutrition'	0	212	209

out by completing the data extraction forms. Researcher GAT and NK verified the data's soundness and ensured data extracted from each study justified the study's aim.

Quality Assessment

PRISMA (13) guidelines unfortunately do not provide quality assessment questionnaires. Therefore, we assessed the validity of each shortlisted study by a quality assessment questionnaire as shown in Table 4. Each question graded numerically with three options: 1 (yes), 0.5 (partly), and 0 (no). 0 is the minimum value, and 14 is the maximum score that a study can obtain. After assigning a score based on

our questionnaire (Table 4) to each study, we adopted the approach proposed by Malthora (86) to rate the study into four categories: very high ($12.5 \leq \text{scores} \leq 14$), high ($8.5 \leq \text{scores} \leq 12$), medium ($4 \leq \text{scores} \leq 8$), and low ($0 \leq \text{scores} \leq 3.5$).

Around 64.285% of the studies lies in the high category, whereas 28.57% of research work lies in the medium type. The 'very high' sort includes three studies, while the low category consists of a single study. After the quality assessment, we excluded the studies belonging to the low category. The total score and the rating of each study is shown in Table 6.

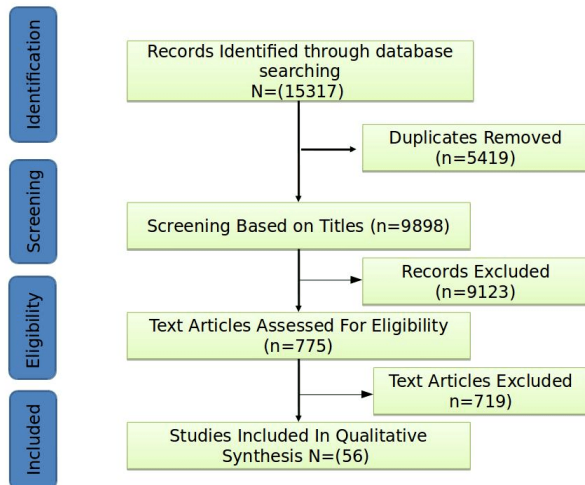


Figure 1. Flow chart of identification, screening, and inclusion of studies.

Table 3. Data extraction for answering research questions

NO	Extracted Data
RQ1	Data regarding general issues such as misleading information, difficulty in portion size estimation, etc., should be extracted to answer this question.
RQ2	Data regarding back end application issues (Stability of application, Usage reports, Confidentiality of data, and Offline accessibility) should be extracted to answer this question
RQ3	Data regarding user interface requirements implemented by apps should be extracted to answer the question.
RQ4	Data regarding key dietary components should be extracted to answer this question.

Results

This section presents the results of the essential characteristics of each selected study. It shows the results obtained from the extracted information to answer our research question. The brief detail of all the data extracted to answer our research question is provided in the study's supplementary material.

Study Selection

The database search yielded 15,317 results. 9898 studies were filtered out after removing duplicates, titles and abstracts. Moreover, about 775 article texts were assessed for eligibility by reviewers and out of which 56 studies are selected for the quality assessment. The quality assessment score of all the included studies is shown in Table A1 in the Appendix. The first study included is from 2010. From 2013

to 2017, the publication rate increased by 55.08 %, with the highest number of studies published studies in 2017 (22.3%). The publication year of all the included studies is shown in our key characteristics table.

In the subsequent sections, we have briefly described mobile applications' status as per our research questions. We have evaluated existing dietary applications by keeping in view critical features and general issues mentioned by dietitians and users, supported by existing literature of mHealth apps.

RQ1: What are the general problems that are resolved by the freely available diet-related applications?

To determine the general issues found in existing applications, we have categorized important parameters from different perspectives of users and dietitians as shown in Figure 2. For this purpose, we surveyed 35 freely available mHealth apps from included studies.

These general issues mentioned by dietitians and users in existing mHealth apps include credibility, (78) localization of database sources, (80), and difficulty in portion size estimation (79). Moreover, applications that require users to go through multiple steps for data entry (81) make the process cumbersome and negatively impact the whole user experience. (Figure 3) (A) shows the percentage breakdown of applications that looked to resolve these issues.

Credibility of database sources is one of the major reasons for dietitians to not recommend apps to clients or patients due to concerns regarding their validity and questionable feedback in terms of accuracy. Nearly 34% of the applications (20, 21, 24, 29, 34, 36, 44, 48, 54, 55, 60, 62, 64) managed to resolve this issue by providing extensive details about the database, especially in terms of its sourcing. However, there are still some applications that offer little or no information about their database sources (17, 19, 27, 31, 33, 37, 45, 59, 68–70). Remaining applications (6, 15, 18, 22, 28, 32, 35, 41, 42, 65, 67) did not address the issue of credibility of database resources. On other hand only 10 out of 35 (6, 20, 21, 36, 41, 44, 45, 48, 55, 59) applications surveyed had localized databases which are specific to certain region or culture.

Subsequently, portion size estimation also plays a vital role when it comes to dietary applications. This component usually requires prior contextual knowledge to ensure better accuracy. Several apps deal with fixed food measurements in terms of serving size, weight, or other simple household measurements. Generally, it is hard for most people to convert what they see on their plates to these measurements for entering into dietary apps. Moreover, when it comes to Asian food, estimating portion size becomes even more challenging when multiple food items are mixed or placed on top of each other. Therefore, over or underestimating portion size is common for unskilled individuals, even

Table 4. Quality assessment checklist

Q#	Quality questions	Yes	Partly	No
Q1	Are the aims of the research clearly stated?	(+1)	(+0.5)	(+0)
Q2	Are the risk factors related to inadequate dietary intake clearly defined?	(+1)	(+0.5)	(+0)
Q3	Are the study protocol and design clearly stated?	(+1)	(+0.5)	(+0)
Q4	Is the study protocol and design clearly stated?	(+1)	(+0.5)	(+0)
Q5	Is the proposed diet-related application in the research article commercially available?	(+1)	(+0.5)	(+0)
Q7	Do they clearly define the user interface components of the application?	(+1)	(+0.5)	(+0)
Q8	Do they clearly define the backend functionalities details of their application?	(+1)	(+0.5)	(+0)
Q9	Do the authors have defined the dietary components of the application?	(+1)	(+0.5)	(+0)
Q6	Does the research article has done a pilot study of their application?	(+1)	(+0.5)	(+0)
Q10	Are the limitations of the study specified?	(+1)	(+0.5)	(+0)
Q11	Are the future directions for improving the diet-related application mentioned?	(+1)	(+0.5)	(+0)
Q12	Is the research methodology of the study repeatable?	(+1)	(+0.5)	(+0)
Q13	Does the study contribute to the existing literature?	(+1)	(+0.5)	(+0)
Q14	Does the study have an adequate average citation count per year?	(+1)	(+0.5)	(+0)

more so in Asian families where each meal consists of multiple side dishes. These challenges make the estimation of portion size a complicated task for machine learning researchers, application developers, and dietitians. Many existing applications (6, 20, 22, 27–29, 32, 34, 35, 48, 66–68) do not accommodate features which support estimation of portion size. Alternately, many existing applications (15, 17–20, 22, 27–29, 32–34, 36, 37, 41, 45, 54, 55, 59, 60, 62, 65–70) require minimum steps for data recording ensuring a smooth user experience.

applications (41, 42, 44, 45, 69, 70) had no information about application’s stability in terms of app crashes. Both "happy" (17) and "lose it" (18) experienced frequent app crashes. The remaining applications do not experience frequent app crashes.

Furthermore, large number of surveyed applications display motivating information and require less steps to record user information (15, 17–22, 27–29, 32–37, 41, 54, 55, 59, 60, 62, 64, 65, 67–69). Frequent notifications often bother the user; especially when the app provides notifications after nearly every step. Also, 40% of surveyed applications had no information available about notification or reminder settings, (6, 20, 24, 27, 31, 32, 35, 36, 42, 44, 48, 60, 68, 70) whereas remaining applications accommodated notification system except “lose it” (18). Furthermore, all applications except FoodWiz2 (62) and MyFitness Pal (Log2Lose) (67) do not require any sort of electrical device. Also, almost 37% of applications (19) (21) (24) (27) (6) (31) (32) (44) (48) failed to address the cumbersome process of entering meal information. In addition to this, a large number of existing applications do not address the difficulty in portion size estimation. This is due to multidimensional challenges, from users’ perspective; as it is difficult to estimate the portion size of food items used during preparation of food at different restaurants. Moreover, lack of guidance/reference regarding the quantity, further complicates the procedure of estimating portion size.

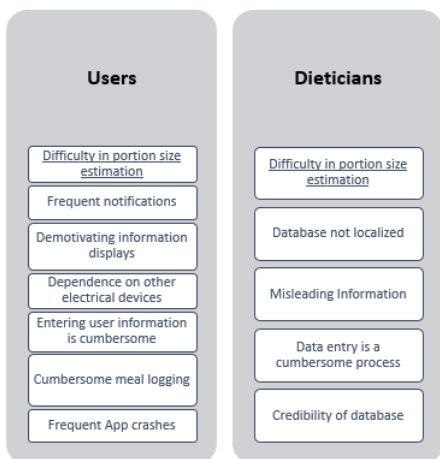


Figure 2. General issues faced by freely available diet-related applications

General issues faced by users involve frequent app crashes (82), cumbersome process of entering meal details, demotivating information displays, dependence on expensive electrical devices such as fit bands (50), frequent notifications and difficulty in estimating portion size (80). As shown in figure 3 (B), out of 35 surveyed applications, 6

RQ2: What are back-end application issues resolved by the freely available dietary applications?

The backend is an essential part of any mobile application, as it involves data storage, business logic, and security. Therefore, it plays the role of a server for mobile applications and stores information invisible to the end-users. Figure

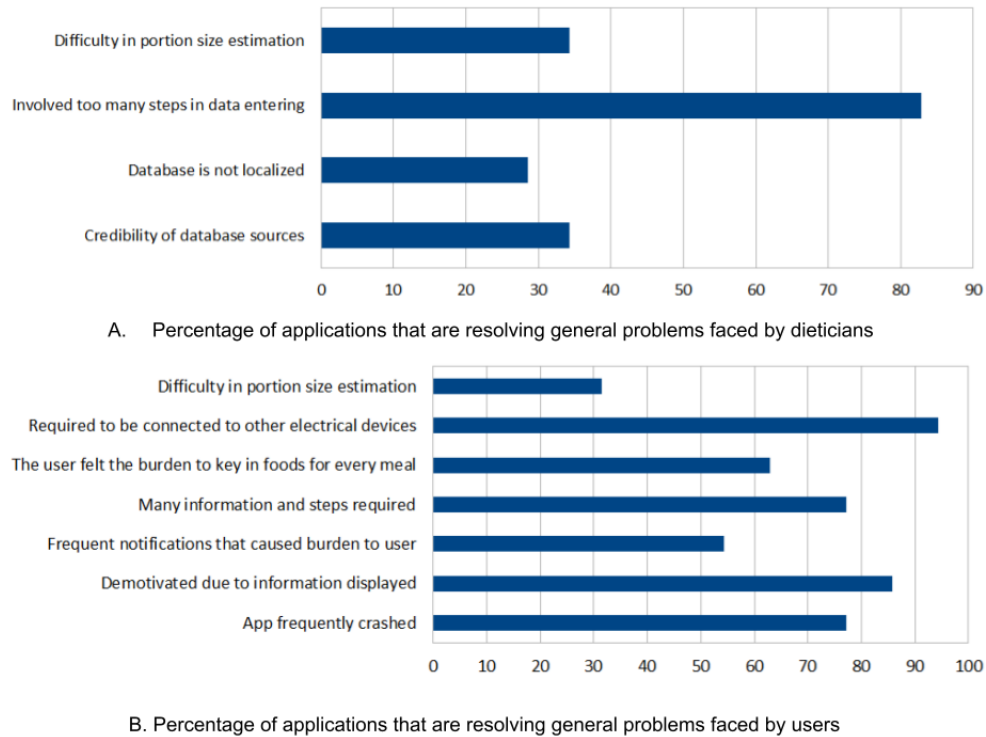


Figure 3. (A) and (B) shows percentage of applications that are resolving general problems faced by dietitians and users

4 presents backend application issues faced by end-users. Backend issues generally involve no offline access to the key features, absence of usage reports, privacy or data confidentiality concerns, and frequent application crashes. Therefore, the issues mentioned above should be addressed by mobile applications to enhance the usability or user-friendliness of any diet-related application.

Reduced dependence on the Internet will not only improve usability. It will also enhance the app's responsiveness and data processing, as the end-user is not restricted from recording their data offline. Thus far, only 3 out of 35 surveyed applications allow offline accessibility/usability (22) (41) (67), whereas other applications require an internet connection for data transmission to their respected servers. Moreover, apps like Diet Cam rely on the client-server configuration for connectivity between mobile phones and databases (21), which again requires a stable internet connection.

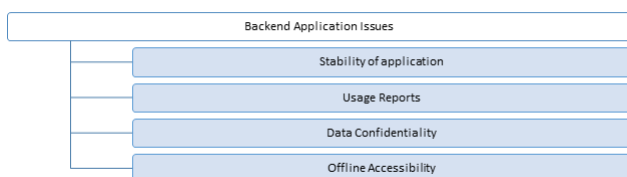


Figure 4. Backend application issues

Similarly, technical bugs and frequent app crashes resulted in unstable applications (17) (18)(19)(27)(6)(68)(54)(60). Many of the applications surveyed suffer from technical glitches and slow processing speed due to their dependence on a reliable internet connection. Therefore, offline accessibility can help to address all these concerns.

Another important issue is lack of data confidentiality and privacy. Mobile applications, especially health-related applications, should have concrete measures to ensure user's records' confidentiality. Similarly, web services included in mobile applications should extract data without any leakages and minimal pilferage instances. Almost 22% of surveyed applications offer data privacy, while many studies do not mention this problem. Moreover, some existing applications such as Social POD (15), Happy (17), and 'mDPP' (19) report user engagement or adherence to the app declined over time. Figure 5 describes percentage of applications that managed to resolve aforementioned issues.

RQ3: To what extent do the freely available dietary applications fulfill user interface requirements?

Generally, user interface requirements encompass application design, user-friendliness, tutorial page, and two-user dashboard. As application design is one of the main requirements (28, 76, 77), as it should be simple, have nice and appropriate icons along with clear font size and color to improve

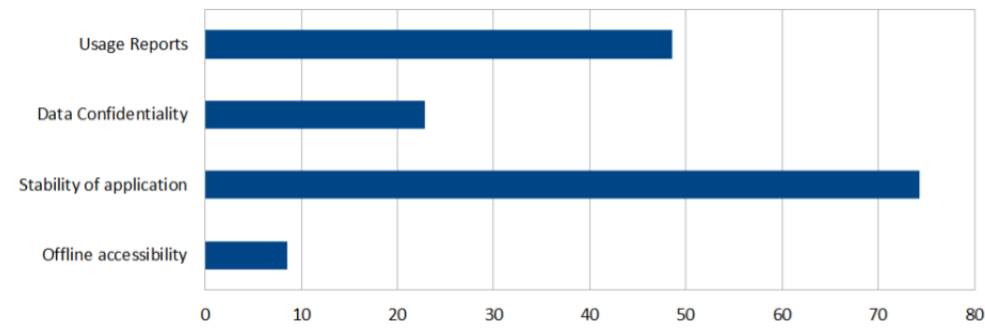


Figure 5. Shows percentage of applications that are resolving Backend application issues

usability. Out of 35 surveyed applications, 29 applications met the design criteria according to users' requirements. However, remaining applications (15, 19, 29, 35, 37, 48) did not endorse their design details.

Another feature which enhances usability is the presence of appropriate tutorial pages (74, 75). For many diet-related applications, tutorial pages are preferred to show the metric measurements of serving size of food for a better understanding of the user. Unfortunately, most of the surveyed apps fail to provide this information, and only 20% of surveyed applications (20, 22, 45, 55, 64, 67, 69) were able to provide the details for a tutorial page.

Two-user dashboards are another essential feature whereby a simplified or easy-to-use version of the dashboard is available for patients or the general public. A more detailed version is available for dietitians or researchers. Most surveyed applications do not incorporate this feature except for the Dietary Intake Assessment app (47).

Apart from these, user-friendliness has been qualified as the most important UI design component (77). Applications are considered user-friendly when they have a complete data set, require fewer data entry steps, provide meaningful information, and have a user-friendly interface. Therefore, bugs, glitches, and a cumbersome user interface of apps can negatively influence the app's usability. According to dietitians, almost 77% of the surveyed applications (6, 17, 18, 20–22, 24, 28, 32, 34–36, 41, 42, 44, 45, 48, 54, 55, 59, 60, 62, 64, 65, 67, 69, 70) were user friendly and had higher rate of user engagement due to presence of simple user interface and interactive design. According to the users, 91% of the total applications surveyed were user-friendly. For application design, most of the users prefer simple design and easy-to-use apps. 70% of applications (17, 18, 20, 24, 27, 28, 31, 32, 36, 41, 42, 45, 68) were attractive according to users' requirements.

User interface requirements also involve information to include in the user profile, and notification alerts to the user (76). Besides basic information, the application should allow users to set goals in terms of desired body weight, and diet (76, 78). Only 53% of surveyed applications (15, 18, 23, 28,

30, 33, 35, 69) included goal-setting feature, while others did not even provide personalized profiles.

Finally, another important feature of diet-related applications is notification alert to users (78). Reminders assist users in punching in their updated information and updating their body weight regularly in the app, thereby keeping track of their progress. Similarly, alerts to consume meals at specified times, alerts for calories, drinking water, and doing exercises improve user engagement. 62% of total surveyed applications (6, 16, 18–20, 23, 29, 32, 33, 35, 37, 41, 44, 45, 48, 69) were found out to provide such alerts to their users. Figure 6 shows the percentage of existing applications that are implementing these features.

RQ4: What are the dietary components and critical features implemented by the freely available dietary applications?

Dietary component functionality mainly included evaluation of diet quality, options to add supplements to the diet, history tracking, and storage of these records. Other essential features include validity and comprehensiveness of database (78, 84), portion size estimation (79) and diet/nutrient summary that provides information in terms of calories for each meal. Figure 8 below illustrates the summary of the results gathered from surveyed applications. To provide a good evaluation of diet quality, a dietary app should display macronutrients' balance and include reference values for interpretation. Based on this information, 34 out of 35 surveyed applications were able to assess diet quality properly.

Moreover, options to track users' weekly diet records and their storage on websites for later use are considered important factors that can improve user experience. As per our survey total 26 applications (6, 15, 17, 18, 20–22, 28, 29, 31, 32, 36, 44, 45, 48, 54, 55, 59, 60, 64, 65, 67–69) facilitate users by giving them access to their previous records. Items included in existing applications should also be considered an essential feature, as some applications are particular about specific food items (like beverages). In contrast, other diet

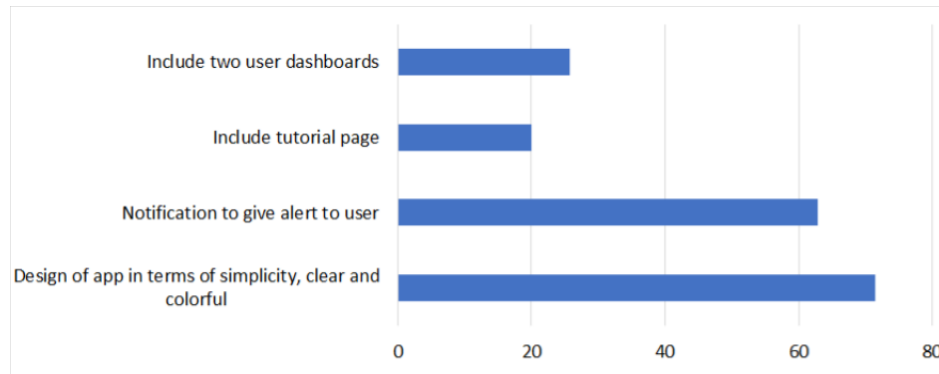


Figure 6. Shows percentage of applications that are implementing key user interface features

apps provide users with options to customize the food choices accordingly.

Another important feature which most of applications (15, 17–19, 22, 24, 27, 28, 31, 34, 37, 41, 69) (21 out of 35 applications) failed to include, is the incorporation of a reliable and comprehensive food database. Apart from inclusion of database, validity of database also matters and unfortunately only 37% of the surveyed applications (6, 20, 21, 24, 29, 34, 36, 44, 48, 54, 55, 60, 62) possess validated food database.

Furthermore, applications should display the breakdown of nutrient components of the consumed food items. Data should also include the proportion of calories of each meal (eg. Breakfast, lunch, dinner). However, some of the current applications only include calories per meal, whereas other application like ‘Lose it’ (18) provides information about balanced macronutrients. Another important functionality brought forth by existing applications (6, 18, 21, 22, 24, 24, 28, 29, 31, 36, 37, 42, 44, 45, 48, 70) is portion size estimation. Only few surveyed applications (21, 24, 24, 31, 36) use camera to estimate volume of a portion size, while most other surveyed apps rely on the standard household measurements (6, 18, 21, 22, 28, 29, 37, 42, 44?, 45). Water is considered an essential component of the human body, ensuring the proper functioning of multiple bodily functions. Therefore, it is equally as important to track users’ water intake. However, 14 out of 35 applications including Happy (17), Lose it (18), Metabolic Diet app (20), MyFitnessPal (22), and My Meal Mate (6) allows users to record total water intake. Whereas other diet-related applications tend to miss out on this important feature.

As for the nutrient summary, most application databases include calorie information while other surveyed applications provide more specific nutrient information in databases. Apps like “Lose it” (18) provide information about three significant macronutrients like carbohydrates, proteins, and fats, which guide users to make better food choices.

To enhance the user-friendliness of an application, tailored messages, feedback, and notifications according to user

dietary intake (76) are essential factors to be considered. Acting as guidelines for users, they improve the user-friendliness and user experience of an application. For instance, apps like My Meal Mate (6), ‘iDAT’ (32), and MyFitnessPal (22) display remaining calorie allowance to guide the user to achieve dietary goals.

Furthermore, applications can make use of visual aids by providing summaries of energy and nutrients intake in the form of a diary, pie chart, table, and progress bar (77) for better comprehension. Applications such as ENGAGED (34), provide goal thermometers to display user goals and the actual amount of calories and fat (in grams) consumed.

Finally, we have ranked these applications based on the number of features they have implemented and mentioned in their study. Lark application, Food wiz2, Gocarb application had a higher score in fulfilling the number of requirements from dietitians’ or researchers’ reference frames. On the other hand, MyFitnessPal, Engaged, and MyFoodApp focuses more on the general population’s requirements. Figure 10 and Figure 9 show the applications score.

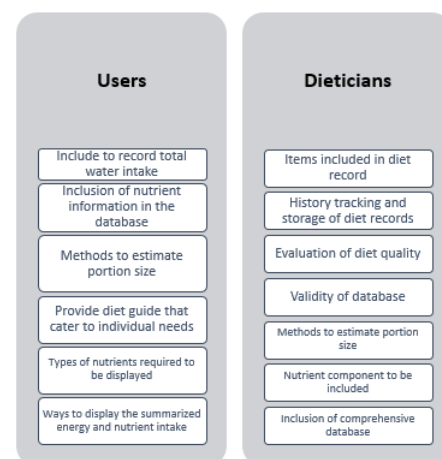


Figure 7. Important dietary component by users and dietitians

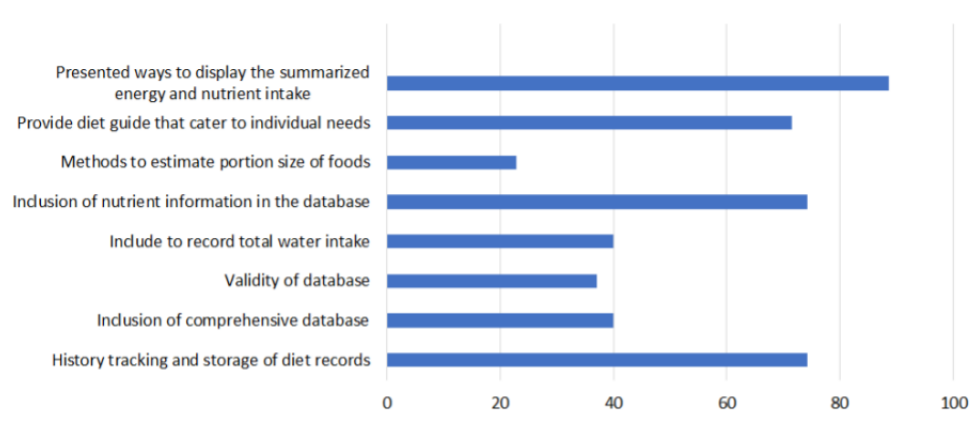


Figure 8. Shows percentage of applications that are implementing important dietary components

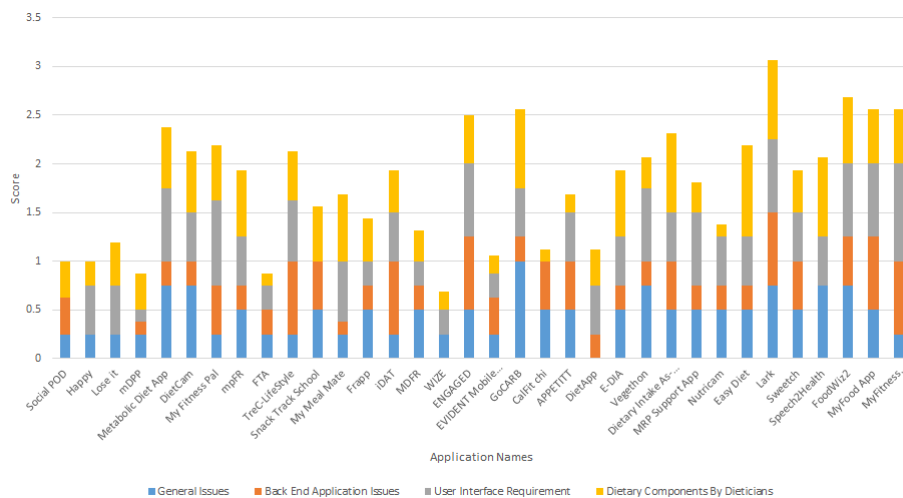


Figure 9. Application score by keeping in view requirements from dietician perspective. Equal weight is given to each category and applications fulfilling more requirements have the highest score. The maximum total score is 4, and the max score of each category is one.

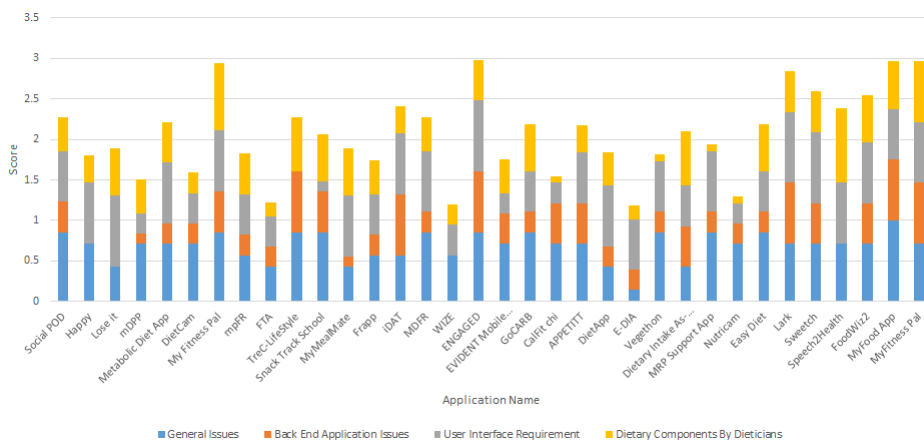


Figure 10. Application score by keeping in view requirements from user perspective. Equal weight is given to each category and applications fulfilling more requirements have the highest score. The maximum total score is 4, and the max score of each category is one.

RQ5: What are the benefits and challenges stemming from the included case studies?

Current case studies have several benefits that can help users monitor their daily diet and help them resolve diet-related issues. Based on the shortlisted studies, we investigated freely available diet-related applications in terms of features, general problems, and usability challenges. Our findings aim to provide a broader view of current solutions to dietitians, health experts, and researchers alike. Overall, the case studies equip both general users and health experts with information on the critical features that are not catered by most of the existing diet-related apps. Moreover, they will help users quickly determine the viability of existing solutions to recommend further or use the solution that fulfills their needs in the best possible way. Thus, these studies have paved the way for the research community to introduce standard guidelines for future diet-related apps according to criteria. As a result, the apps will be more substantial for patients, general users, and dietitians.

Apart from this, the studies also highlight different challenges that can undermine current applications' actual purpose. Major obstacles include integration and updating large food databases as food recipes, and their nutrient content varies from region to region. In addition to this, new food items are being introduced in the market every day. Therefore, making the design and implementation of such systems a difficult task. Similarly, a database's comprehensiveness is one of the primary requisites of users to keep track of their micronutrients and macronutrients. Other than this, the incorporation of user-friendliness along with notifications and personalized alerts are the challenges that the research community should consider. Also, data security is of vital importance (85) due to strict policies of regulating authorities and rising public concerns over sharing private data. Therefore, diet-related apps should ensure data privacy and confidentiality, which, unfortunately, many surveyed apps fail to address.

Discussion

This systematic review investigates the strength and weaknesses of freely available diet-related apps in contrast to previous works by Rusin et al. (71), Kankanhalli et al. (72), and Prgomet et al. (73). The primary emphasis of previous reviews was on functionalities and input methods or the combined intervention of sleep and diet. Similarly, Prgomet et al. (73) focused only on the inclusion of nutrition information in the meal ordering system and failed to evaluate other general applications.

Unlike existing reviews, our work evaluates existing solutions based on their usability, critical features and shows their strengths and weaknesses. The user-friendliness and high engagement are of considerable importance (77), especially since 68% of the existing mHealth apps

incorporate this feature. Similarly, the users' notifications are equally important, as it keeps them engaged and motivated (78). According to the survey, it has been found that 62% percent of the apps are providing timely alerts to the user. Likewise, goal setting also holds critical significance, as it gives information about user's personal preferences required for modification of their behavior accordingly (76, 78). Therefore, about 53% of the surveyed applications include the goal settings feature.

Likewise, our findings indicate that existing applications are lagging in various aspects. Despite the importance of the credibility of database resources (78), only 30% of surveyed applications highlighted this issue. Besides credibility, the comprehensive validation of the database with detailed information on macronutrients and micronutrients is also essential for clinical use. However, only 37% of the applications have included validated databases. Despite the rise of artificial intelligence, the methods for estimating portion size and logging food photos from the camera have made significant advancements (38, 51), many apps still depend on household measurements for portion size estimation or manual entries of the food log.

Due to rising concerns of data security among users (85), diet-related apps must encrypt user data and use standardized protocols to ensure data privacy and confidentiality. Yet, the results indicate that only 22% of surveyed applications have addressed data privacy issues.

Despite considerations that should be addressed by existing diet-related apps, all of the studies are valuable to broaden the research community's knowledge. These applications serve as a guide for users to choose between healthier alternatives and improve their dietary habits in the long term.

Moreover, our findings also indicate the gaps in existing solutions and determine the technological and future trends that are important for developing better nutritional assessment apps.

Finally, we have made the following recommendations for the research community based on our study. A localized database is essential for nutritional assessment apps due to variations in the food recipes and diet preferences among different cultures. Future diet-related apps should also consider the technological advancement in artificial intelligence and explore the current methods of logging food and automated portion size estimation from food photos. It is noteworthy that several studies have implemented AI-based strategies, but further investigation of these methods is required on a large scale. Furthermore, there is a dire need to develop standard guidelines for the development of diet-related apps, as standardized solutions will be more reliable in the future for patients, general users, and dietitians. Finally, when designing modern diet-related applications, our findings can be considered to enhance the usability and completeness of the solution.

Limitations of the data gathered for this study

This review has limitations that require further investigations. Firstly, the analysis was limited to studies published in the searched databases and only written in the English language. Related articles in other languages were not included. Secondly, this research does not consider demographic information about a particular race or culture while designing the research questions. Finally, this paper has evaluated the applications based on the literature only.

Conclusion

Dietary apps for nutritional assessment are developed to assist users with their diet-related issues or keep track of their dietary intake. Such apps tend to act as guides and enable users to choose healthier alternatives to improve their nutritional habits in the long term. Therefore, due to the vital importance of diet-related apps, this SLR analyzed a wide range of existing literature on mHealth apps from scientific databases of CINAHL, Science Direct, and PUBMED and shortlisted almost 56 studies. We have investigated the apps' comprehensiveness in terms of critical features, general issues, and usability challenges from general users' reference frames. We have further examined the strength and weaknesses of the existing freely available diet-related apps and summarized concerns and gaps for future work. Our findings show that the credibility of database resources, comprehensive information about macronutrients and micronutrients, validation of database, data privacy, use of AI for food logs, and automated portion size estimation from the pictures are foremost challenges. Addressing the challenges mentioned above will improve the usability and comprehensiveness of diet-related apps. Therefore, making them more substantial for patients, general users, and dietitians. Moreover, implementing blockchain technology and health standards for data security, exploring recent trends in continual learning for food recognition, and outlining standard guidelines for regulating apps are essential future topics that can be explored.

Acknowledgements

This research was supported by the UM Partnership Grant: Project No: RK012-2019 from University of Malaya, IIRG Grant (IIRG002C-19HWB) from University of Malaya, International Collaboration Fund for project Developmental Cognitive Robot with Continual Lifelong Learning (IF0318M1006) from MESTECC, Malaysia and ONRG grant (Project No.: ONRG-NICOP- N62909-18-1-2086) / IF017-2018 from Office of Naval and Research Global, UK.

References

1. "Obesity and Overweight." World Health Organization (WHO)

2. P. Farago, "iOS and Android Adoption Explodes Internationally," The Flurry Blog, 2013.
3. D. Amitava and P. Abhinay and R. Rahul and S. Priya, "Technology diffusion: Shift happens — The case of iOS and Android handsets," *Technological Forecasting and Social Change*, vol. 118, p. 28–43, 2017.
4. Y. Hairong and H. Hongwei and X. Youzhi and G. Mikael, "Wireless sensor network based E-health system—implementation and experimental results," *IEEE Transactions on Consumer Electronics*, vol. 56, p. 2288–2295, 2010.
5. H. Alfredo and M. Fernando and V. Guillermo and P. Gianfranco and C. Guy, "Real-time ECG transmission via internet for nonclinical applications.," *IEEE Transactions on Information Technology in Biomedicine*, vol. 5, p. 253–257, 2001.
6. C. Michelle and B. Victoria and C. Janet., "Development of 'My Meal Mate' - A smartphone intervention for weight loss.," *Nutrition Bulletin*, vol. 38, pp. 80-84, 2013.
7. D. BL and T.Schap and R. Ettienne-Gittens and F. Zhu et al., "Novel technologies for assessing dietary intake: evaluating the usability of a mobile telephone food record among adults and adolescents," *J Med Internet Res*, vol. 14, p. 58, 2012.
8. S. Lim and P.Bentley and N.Kanakam and F.Ishikawa and S.Honiden., "Investigating country differences in mobile app user behavior and challenges for software engineering," *IEEE Transactions on Software Engineering*, vol. 41, p. 40–64, 2015.
9. K.Hsu., "Efficiently and Effectively Mining Time-Constrained Sequential Patterns of Smartphone Application Usage," *Mobile Information Systems*, 2017.
10. E. Din, "Ergonomic requirements for office work with visual display terminals (VDTs)—Part 11: Guidance on usability, International Organization for Standardization," 1998.
11. J. Nielsen, "Usability 101: Introduction to usability," 2003.
12. A.Luca and S.Das and M.Ortlieb and I.Ion and B.Laurie, "Expert and Non-Expert Attitudes towards (Secure) Instant Messaging," *Symposium on Usable Privacy and Security (SOUPS)*, 2016.
13. L. Carvajal and A. Moreno and M.Sanchez-Segura and A. Seffah., "Usability through software design," *IEEE Transactions on Software Engineering*, vol. 39, no. 11, p. 1582–1596, 2013.
14. D.Moher and A. Liberati and J. Tetzlaff and D.G. Altman, "Preferred Reporting Items for Systematic Reviews and Meta-Analyses: The PRISMA Statement," *plos one medicine*, 2009.
15. S. Hales and GM. Turner-McGrievy and S. Wilcox, et al., "Social networks for improving healthy weight loss behaviors for overweight and obese adults: A randomized clinical trial of the social pounds off digitally (Social POD) mobile app.," *Int J Med Inform.*, vol. 94, pp. 81-90, 2016.
16. M. Mccarroll and S. Armbruster and R. Pohle-Krauza and A. Lyzen and S. Min and D. Nash and G. Roulette and S. Andrews and V. Gruenigen, "Feasibility of a lifestyle

- intervention for overweight/obese endometrial and breast cancer survivors using an interactive mobile application.," *Gynecol Oncol.*, vol. 137, p. 508–515, 2015.
17. N. Ribeiro and L. Moreira and AM. Almeida and F. Santos-Silva, "Happy: Cancer Prevention Using Smartphones," *Procedia Computer Science*, vol. 100, p. 466 – 473 , 2016.
 18. L. Burke and Y. Zheng and Q. Ma and J. Mancino and I. Loar and E. Music and M. Styn and L. Ewing and B. French and D. Sieworek and A. Smailagic and S. Sereika., "The SMARTER pilot study: Testing feasibility of real-time feedback for dietary self-monitoring," *Preventive Medicine Reports*, vol. 6, pp. 278-285, 2017.
 19. Y. Fukuoka and C. Gay and K. Joiner and E. Vittinghoff, "A Novel Diabetes Prevention Intervention Using a Mobile App," *American journal of preventive medicine*, vol. 49, pp. 223-237, 2015.
 20. G. Ho and Ueda, Keiko and Houben, Roderick and Joa, Jeff and Giezen, Alette and Cheng, Barbara and Karnebeek, Clara., "Metabolic Diet App Suite for inborn errors of amino acid metabolism," *Molecular Genetics and Metabolism*, vol. 117, no. 3, pp. 322-327, 2016.
 21. Fanyu Kong, Jindong Tan, DietCam: Automatic dietary assessment with mobile camera phones, *Pervasive and Mobile Computing*, Volume 8, Issue 1, 2012, Pages 147-163, ISSN 1574-1192, <https://doi.org/10.1016/j.pmcj.2011.07.003>.
 22. C. Levinson and L. Fewell and L. Brosf., "My Fitness Pal calorie tracker usage in the eating disorders," *Eat Behav.*, 2017.
 23. C. Wharton and C. Johnston and B. Cunningham and D. Sterner, "Dietary self-monitoring, but not dietary quality, improves with use of smartphone app technology in an 8-week weight loss trial," *J Nutr Educ Behav*, vol. 46, 2014.
 24. BL. Six and TE. Schap and FM. Zhu and A. Mariappan and M. Bosch and EJ. Delp and DS. Ebert and DA. Kerr and CJ. Boushey, "Evidence-based development of a mobile telephone food record," *Journal of the American Dietetic Association*, vol. 110, p. 74–79, 2010.
 25. Six BL, Schap TE, Kerr DA, Boushey CJ. Evaluation of the Food and Nutrient Database for Dietary Studies for use with a mobile telephone food record. *J Food Compost Anal.* 2011 Dec 1;24(8):1160-1167. doi: 10.1016/j.jfca.2011.06.006. PMID: 22389554; PMCID: PMC3289151.
 26. N. Gilson and T. Pavey and S. Gomersall and C. Vandelanotte and M. Duncan and O. Wright and S. Trost and W. Brown. , "Shifting gears: Process evaluation of an activity tracker and smart phone application to promote healthy lifestyle choices in Australian truck drivers," *Journal of Science and Medicine in Sport*, vol. 18, p. 124, 2014.
 27. H. Holmen and A. Torbjørnsen and A. Wahl and A. Jenum and M. Cvancarova and E. Arsand and L. Ribu., "A Mobile Health Intervention for Self-Management and Lifestyle Change for Persons With Type 2 Diabetes, Part 2: One-Year Results From the Norwegian Randomized Controlled Trial RENEWING HEALTH.," *JMIR Mhealth Uhealth*, vol. 2, p. 57, 2014.
 28. S. Gabrielli and M. Dianti and R. Maimone and M. Betta and L. Filippi and M. Ghezzi and S. Forti., "Design of a Mobile App for Nutrition Education (TreC-LifeStyle) and Formative Evaluation With Families of Overweight Children," *JMIR Cancer*, vol. 5, p. 48, 2017.
 29. W. Lippevelde and J. Vangeel and N. De Cock and C. Lachat and L. Goossens and K. Beullens and L. Vervoort and C. Braet and L. Maes and S. Eggermont and B. Deforche and J. Camp (2016). "Using a gamified monitoring app to change adolescents' snack intake: the development of the REWARD app and evaluation design.," *BMC Public Health*, 2016.
 30. M. Carter and V. Burley and J. Cade, "Weight Loss Associated With Different Patterns of Self-Monitoring Using the Mobile Phone App My Meal Mate," *JMIR mHealth and uHealth*, 2017.
 31. SL. Caspersen and J. Sieling and J. Moon and L. Johnson and JN. Roemmich and L. Whigham, "A mobile phone food record app to digitally capture dietary intake for adolescents in a free-living environment: usability study," *JMIR Mhealth Uhealth*, vol. 3, p. 30, 2015.
 32. G. Goh and NC. Tan and R. Malhotra et al. "Short-term trajectories of use of a caloric-monitoring mobile phone app among patients with type 2 diabetes mellitus in a primary care setting," *J Med Internet Res*, pp. 33-33, 2015.
 33. DA. Kerr and CM. Pollard and P. Howat, et al. "Connecting Health and Technology (CHAT): protocol of a randomized controlled trial to improve nutrition behaviours using mobile devices and tailored text messaging in young adults," *BMC Public Health*, 2012.
 34. C. Pellegrini and J. Duncan and A. Moller and J. Buscemi and A. Sularz and A. DeMott and A. Pictor and S. Pagoto and J. Siddique and B. Spring, "A smartphone-supported weight loss program: design of the ENGAGED randomized controlled trial," *BMC Public Health*, vol. 12, 2012.
 35. J. Recio-Rodríguez et al., "Short-Term Effectiveness of a Mobile Phone App for Increasing Physical Activity and Adherence to the Mediterranean Diet in Primary Care: A Randomized Controlled Trial (EVIDENT II Study).," *J Med Internet Res*, vol. 12, pp. 1-1, 2016.
 36. D. Rhyner and H. Loher and J. Dehais and M. Anthimopoulos and S. Shevchik and R. Botwey and D. Duke and C. Stettler and P. Diem and S. Mougiakakou., "Carbohydrate Estimation by a Mobile Phone-Based System Versus Self-Estimations of Individuals With Type 1 Diabetes Mellitus: A Comparative Study.," *JMIR Mhealth Uhealth*, vol. 18, p. 101, 2016.
 37. E. Seto and J. Hua and L. Wu and V. Shia and S. Eom et al., "Models of Individual Dietary Behavior Based on Smartphone Data: The Influence of Routine, Physical Activity, Emotion, and Food Environment," *PLOS One*, 2016.
 38. F. Zhu and M. Bosch and C. Boushey and E. Delp, "AN IMAGE ANALYSIS SYSTEM FOR DIETARY ASSESSMENT AND EVALUATION.," *Proc Int Conf Image Proc.*, pp. 1853-1856, 2010.

39. Y. Probst and DT. Nguyen and M. Tran and W. Li., "Dietary Assessment on a Mobile Phone Using Image Processing and Pattern Recognition Techniques: Algorithm Design and System Prototyping," *Nutrients*, vol. 7, no. 8, pp. 6128-6138, 2015.
40. K. Serrano and M. Yu and K. Coa and L. Collins and A. Atienza, . "Mining Health App Data to Find More and Less Successful Weight Loss Subgroups," *J Med Internet Res*, vol. 18, p. 60, 2016.
41. C. Farsjø and A. Moen, "New app can give nutritional support to home-dwelling elderly," *Norwegian Journal of Clinical Nursing / Sykepleien Forskning*, pp. 1-10, 2017.
42. I.De La Torre Díez and B. Zapirain and M. López-Coronado and J. Rodrigues and C. Vegas., "A New mHealth App for Monitoring and Awareness of Healthy Eating: Development and User Evaluation by Spanish Users.," *J Med Syst*, vol. 41, pp. 1-7, 2017.
43. E. Delisle Nyström Forsum and H, Henriksson and Y. Lagerros and C. Larsson and R. Maddison and T. Timpka and M. Löf, "A Mobile Phone Based Method to Assess Energy and Food Intake in Young Children: A Validation Study against the Doubly Labelled Water Method and 24 h Dietary Recalls.," *Nutrients*, vol. 8, pp. 1-11, 2016.
44. A. Rangan and L. Tieleman and JCY. Louie and LM. Tang and L.Kairey and R. Roy and J. Kay and M. Allman-Farinelli., "Electronic Dietary Intake Assessment (e-DIA): relative validity of a mobile phone application to measure intake of food groups," *British Journal of Nutrition*, vol. 1, pp. 2219-2226, 2016.
45. S. Mummah and T. Robinson and M. Mathur and S. Farzinkhou and S. Sutton and C. Gardner., "Effect of a mobile app intervention on vegetable consumption in overweight adults: a randomized controlled trial.," *Int J Behav Nutr Phys Act*, vol. 14, p. 125, 2017.
46. S. Mummah and A. King and C. Gardner and S. Sutton., "Iterative development of Vegethon: a theory-based mobile app intervention to increase vegetable consumption.," *Int J Behav Nutr Phys Act*, vol. 13, p. 90, 2016.
47. P. Hull and J.Emerson and M. Quirk and J. Canedo and J. Jones and V. Vylegzhanina and D. Schmidt and S. Mulvaney and B. Beech and C. Briley and C. Harris and B. Husaini., "A Smartphone App for Families With Preschool-Aged Children in a Public Nutrition Program: Prototype Development and Beta-Testing," *JMIR Mhealth Uhealth*, vol. 5, p. 102, 2017.
48. A. Svensson and M. Magnusson and C. Larsson and, "Overcoming Barriers: Adolescents' Experiences Using a Mobile Phone Dietary Assessment App," *JMIR Mhealth Uhealth*, vol. 4, p. 92, 2016.
49. C. Martin and A. Gilmore and J. Apolzan and C. Myers and D. Thomas and L. Redman. , "Smartloss: A Personalized Mobile Health Intervention for Weight Management and Health Promotion.," *JMIR Mhealth Uhealth*, vol. 4, p. 18, 2016.
50. E. Arsand and M. Muzny and M. Bradway and J. Muzik and G. Hartvigsen., "Performance of the first combined smartwatch and smartphone diabetes diary application study," *JMIR Mhealth Uhealth*, vol. 9, pp. 556-563, 2015.
51. F. Zhu and M. Bosch and I. Woo and S. Kim and C. Boushey and D. Ebert and E. Delp. , "The Use of Mobile Devices in Aiding Dietary Assessment and Evaluation," *IEEE J Sel Top Signal Process*, vol. 4, pp. 756-766, 2010.
52. Ali ZC, Silvioli R, Rajai A, Aslam TM. Feasibility of Use of a Mobile Application for Nutrition Assessment Pertinent to Age-Related Macular Degeneration (MANAGER2). *Transl Vis Sci Technol*. 2017;6(1):4. Published 2017 Jan 20. doi:10.1167/tvst.6.1.4
53. Ahmed M, Mandic I, Lou W, Goodman L, Jacobs I, L'Abbé MR. Validation of a Tablet Application for Assessing Dietary Intakes Compared with the Measured Food Intake/Food Waste Method in Military Personnel Consuming Field Rations. *Nutrients*. 2017 Feb 27;9(3):200. doi: 10.3390/nu9030200. PMID: 28264428; PMCID: PMC5372863.
54. G. Ambrosini and M. Hurworth and R. Giglia and G. Trapp and P. Strauss., Feasibility of a commercial smartphone application for dietary assessment in epidemiological research and comparison with 24-h dietary recalls," *Nutrition Journal*, vol. 17, 2017.
55. M. Bardus and G.Hamadeh and B. Hayek and R. Al Kherfan., , "A Self-Directed Mobile Intervention (WaznApp) to Promote Weight Control Among Employees at a Lebanese University: Protocol for a Feasibility Pilot Randomized Controlled Trial," *JMIR Research Protocols*, vol. 7, 2018.
56. G. Bennett, "Effectiveness of an App and Provider Counseling for Obesity Treatment in Primary Care," *American Journal of Preventive Medicine*, vol. 55, 2018.
57. J. Chen and W. Berkman and M. Bardouh and C.Ng and M. Allman-Farinelli, "The use of a food logging app in the naturalistic setting fails to provide accurate measurements of nutrients and poses usability challenges," pp. 208-216, 2019.
58. N. De Cock and J. Vangeel and C. Lachat and K. Beullens and L. Vervoort and L. Goossens and L. Maes and B. Deforche and S. Henauw and C. Braet and S. Eggermont and P. Kolsteren and J. Camp and W. Lippevelde, "Use of Fitness and Nutrition Apps: Associations With Body Mass Index, Snacking, and Drinking Habits in Adolescents," *JMIR mHealth and uHealth*, vol. 5, p. e58, 2017.
59. E. Everett and B. Kane and A. Yoo and A. Dobs and N. Mathioudakis. "A Novel Approach for Fully Automated, Personalized Health Coaching for Adults with Prediabetes: Pilot Clinical Trial," vol. 20, no. 2, 2018.
60. N. Hezar Jaribi and S. Mazrouee and H. Ghasemzadeh. "Speech2Health: A Mobile Framework for Monitoring Dietary Composition From Spoken Data," *IEEE Journal of Biomedical and Health Informatics*, vol. 22, pp. 252-264, 2018.

61. M. Ipjian and C. Johnston. , "Smartphone technology facilitates dietary change in healthy adults," vol. 33, pp. 343-347, 2017.
62. F. Jimoh and E. Lund and L. Harvey and C. Frost and W. Lay and M. Roe and R. Berry and P. Finglas. Comparing Diet and Exercise Monitoring Using Smartphone App and Paper Diary: A Two-Phase Intervention Study, *JMIR mHealth and uHealth*, vol. 6, p. 17, 2018.
63. S. Chiu and Y. Liu and C. Chen and Y. Tsou and Y. Lin and H. Chen and J. Yeh. "Evaluating Mobile Health Application on Customized Dietary Recording for Young Adults and Elders Using Randomized Trials (Preprint)," 2018.
64. Pagoto S, Tulu B, Agu E, Waring ME, Oleski JL, Jake-Schoffman DE. "Using the Habit App for Weight Loss Problem Solving: Development and Feasibility Study," vol. 6, no. 6, p. e145, 2018.
65. M. Paulsen and M. Hagen and M. Fryen and RJ. Foss-Pedersen and R. Tangvik and L. Andersen. "A Dietary Assessment App for Hospitalized Patients at Nutritional Risk: Development and Evaluation of the MyFood App," *JMIR Mhealth Uhealth*, vol. 6, p. 175, 2018.
66. J. Recio-Rodríguez and C. Rodríguez-Martin and J. Gonzalez-Sanchez and E. Rodríguez-Sánchez and C. Borràs and V. Martínez Vizcaino and M. Arieteleanizbeaskoa and O. Magdalena-Gonzalez and C. Fernández-Alonso and J. Maderuelo-Fernandez and M. Gomez-Marcos and L. Garcia-Ortiz. EVIDENT Smartphone application, a new method for the dietary record. Comparison against a food frequency questionnaire, vol. 7, no. 2, 2018.
67. Log2Lose: Development and Lessons Learned from a Mobile Technology Weight Loss Intervention (Preprint)," 2018.
68. Mann D, Riddell L, Lim K, Byrne LK, Nowson C, Rigo M, Szymlek-Gay EA, Booth AO Mobile Phone App Aimed at Improving Iron Intake and Bioavailability in Premenopausal Women: A Qualitative Evaluation *JMIR Mhealth Uhealth* 2015;3(3):e92 doi: 10.2196/mhealth.4300
69. E. Brindal and G. Hendrie and J. Freyne and M. Coombe and S. Berkovsky and M. Noakes. Design and pilot results of a mobile phone weight-loss application for women starting a meal replacement programme, *J Telemed Telecare*, vol. 19, pp. 166-174, 2013.
70. M. Rollo and S. Ash and P. Lyons-Wall and A. Russel. Trial of a mobile phone method for recording dietary intake in adults with type 2 diabetes: evaluation and implications for future applications," *J Telemed Telecare*, vol. 17, pp. 318-323, 2011.
71. Rusin M, Arsand E, Hartvigsen G. Functionalities and input methods for recording food intake: a systematic review. *Int J Med Inform.* 2013 Aug;82(8):653-64. doi: 10.1016/j.ijmedinf.2013.01.007. Epub 2013 Feb 13. PMID: 23415822.
72. Kankanhalli, Atreyi & Saxena, Meghna & Wadhwa, Bimlesh. (2018). Combined Interventions for Physical Activity, Sleep, and Diet using Smartphone Apps: A Scoping Literature Review. *International Journal of Medical Informatics.* 123. 10.1016/j.ijmedinf.2018.12.005.
73. Prgomet, Mirela & Li, Julie & Li, Ling & Georgiou, Andrew & Westbrook, Johanna. (2019). The impact of electronic meal ordering systems on hospital and patient outcomes: A systematic review. *International Journal of Medical Informatics.* 129. 10.1016/j.ijmedinf.2019.06.023.
74. A Eriksson et al. Perceived usefulness of user interface characteristics for mobile health applications
75. Hsu, F. User Satisfaction and System Environment Convenience for Interface Design of Mobile Games. *Ekoloji* 2018, 27, 1211–1215.
76. Ashish Joshi, Chioma Amadi, Harleigh Schumer, Leah Galitzdorfer, Ann Gaba A human centered approach to design a diet app for patients with metabolic syndrome
77. Varadraj P. Gurupurcorresponding and Thomas T. H. Wan Challenges in implementing mHealth interventions: a technical perspective
78. Wei Peng, Shaheen Kanthawala, Shupey Yuan and Syed Ali Hussain A qualitative study of user perceptions of mobile health apps
79. Beenish Chaudry, Kay Connelly, Katie A. Siek, and Janet L. Welch The Design of a Mobile Portion Size Estimation Interface for a Low Literacy Population
80. Wesley Tay, Bhupinder Kaur, Rina Quek, Joseph Lim and Christiani Jeyakumar Henry Current Developments in Digital Quantitative Volume Estimation for the Optimisation of Dietary Assessment
81. Afua van Haasteren, Felix Gille, Marta Fadda, Effy Vayena Development of the mHealth App Trustworthiness checklist **DIGITAL HEALTH**
82. Ruth N. Jeminiwa, Natalie S. Hohmann, and Brent I. Fox, Developing a Theoretical Framework for Evaluating the Quality of mHealth Apps for Adolescent Users: A Systematic Review
83. VanAnh Vo,Lola Auroy, and Aline Sarradon-Eck Patients' Perceptions of mHealth Apps: Meta-Ethnographic Review of Qualitative Studies *JMIR Mhealth Uhealth*
84. Amoutzopoulos B, Steer T, Roberts C, Cade JE, Boushey CJ, Collins CE, et al. Traditional methods new technologies - dilemmas for dietary assessment in large-scale nutrition surveys and studies: a report following an international panel discussion at the 9th International Conference on Diet and Activity Methods (ICDAM9), Brisbane, 3 September 2015. *J Nutr Sci* 2018;7:e11 [FREE Full text] [doi: 10.1017/jns.2018.4] [Medline: 29686860]
85. Michael McCarthy Experts warn on data security in health and fitness apps *BMJ* 2013; 347 doi: <https://doi.org/10.1136/bmj.f5600>
86. Ruchika Malhotra, A systematic review of machine learning techniques for software fault prediction, *Applied Soft Computing*, Volume 27,2015, Pages 504-518,ISSN 1568-4946,<https://doi.org/10.1016/j.asoc.2014.11.023>.
87. Ross R, Bradshaw AJ. The future of obesity reduction: beyond weight loss. *Nat Rev Endocrinol.* 2009 Jun;5(6):319-25. doi:

10.1038/nrendo.2009.78. PMID: 19421242.

88. Colquitt JL, Pickett K, Loveman E, Frampton GK. Surgery for weight loss in adults. Cochrane Database of Systematic Reviews 2014, Issue 8. Art. No.: CD003641. DOI: 10.1002/14651858.CD003641.pub4. Accessed 01 April 2021.

Table 5. Main characteristics of the selected studies

Author, Year	Study Population, Country	Mobile App	Aim of the Study
Hales et al., 2016 (15)	N=51 Overweight adults, South Carolina USA	Social POD	To scrutinize the efficacy of the mobile app in terms of weight-loss
McCarroll et al., 2015 (16)	N=50 overweight participants, USA	LoseIt	Investigate the usefulness of the lifestyle intervention program designed for weight loss of early-stage obese/overweight cancer survivors in the last three years.
Ribeiro et al., 2017 (17)	N=32 volunteers, Portuguese	Happy	To scrutinize the effectiveness of the behavior change approach to persuade users to choose healthier alternatives to minimize the risk of several types of cancer.
Burke et al., 2017 (18)	N=39 volunteers, Pittsburgh, USA	Lose it	A randomized clinical trial to examine the benefit of 1–4 daily FB messages customized to dietary recordings through a smartphone for weight loss purposes
Fukuoka et al., 2015 (19)	N=61 overweight adults, San Francisco, USA	mDPP	Explore the usefulness of a diabetes prevention intervention along with a smartphone application and pedometer among overweight individuals at risk of type 2 diabetes.
Ho et al., 2016 (20)	N= 5 families using the app, Vancouver, Canada	Metabolic diet App	To implement apps for medical diet for all intrinsic delusions of amino acid metabolism.
Kong and Tan, 2012 (21)	N=21 restaurants are covered to verify their vision-based method, USA	DietCam	To monitor the food intake with few human interventions
Levinson et al., 2017 (22)	N=105 participants diagnosed with eating disorder, USA	My Fitness Pal	To examine the relationship of calorie tracking app with eating disorder pathology
Wharton et al., 2014 (23)	N=19 participants, Arizona, USA	Lose It	To study the effectiveness of smartphone application for self-monitoring of dietary intake and weight loss compared to the traditional approaches of counseling and recording methods.
Six et al., 2010 (24)	N= 78 participants, USA	mpFR	To compare the calculated energy and protein content of foods provided by the app with the published estimates in the FNDDS.
Gilson et al., 2014 (26)	N= 44 drivers, Australia	UP	To study how drivers have accomplished the process from baseline phase to smartphone application for diet monitoring.
Holmen et al., 2014 (27)	N=151 participants, Norway	FTA	To determine the effectiveness of a smartphone-based self-management system to monitor the levels of glycated hemoglobin A1c (HbA1c) and health-related quality of life.
Gabrielli et al., 2017 (28)	N=6 families participating, Italy	TreC-LifeStyle	To demonstrate the TreC-LifeStyle nutrition education application's design and development along with the results of a formative analysis of families.

Continued on next page

Table 5 continued

Van Lippevelde et al., 2016 (29)	N= 1400 participants, Belgium	Snack Track School	To study the benefits of a dual-system model combined with the behavioral change approach while targeting both the reflective and automatic processes.
Carter et al., 2017 (30)	N= 43 participants, United Kingdom	My Meal Mate	To study the association among frequency and pattern of self-monitoring diet through a smartphone app and weight loss.
Goh et al., 2015 (32)	N= 84 participants, Singapore	iDAT	To study short-term (8-week) trajectories resulted from iDAT application between patients with type 2 diabetes and determined the patient's behavior associated with every trajectory.
Kerr et al., 2012 (33)	N=220 participants, Perth Australia	CHAT	To study the effectiveness of a smartphone app for monitoring dietary intake, giving feedback through text messages to motivate young individuals for bringing change in their diet through more intake of fruits, vegetables, and less consumption of junk foods.
Mann et al., 2015 (68)	N= 26 participants, Australia	WIZE	To investigate the usability, content and acceptability of a smartphone application developed to boost the absorption of dietary iron.
Pellegrini et al., 2012 (34)	N=96 obese adults, USA	ENGAGED	Examine the efficacy of using a smartphone application for weight loss purposes.
Recio-Rodriguez et al., 2016 (35)	N=833 individuals, Spain	EVIDENT Mobile phone apps	To compare the expected amount of macro and micronutrients, calorie intake, and misuse of alcohol by using the mobile app to gather data with the data assessed using the food frequency questionnaire.
Rhyner et al., 2016 (36)	N=19 Participants, Switzerland	GoCARB	Evaluate the accuracy of GoCARB application used by individuals with type 1 diabetes and collate it to their performance in carbohydrate counting.
Seto et al., 2016 (37)	N=12, Participants, USA	CalFit Chi	To investigate the relation between individual-based modeling methods and the eating behavior of a person. Also, to determine the usefulness of such approaches compared to conventional regression models.
Six et al., 2011 (25)	N=78 participants, Australia	mpFR	To compare measured energy and protein content of foods with the published estimates in the FNDDS among adolescents
Zhu et al., 2010 (38)	N= 78 participants, USA	Food Record App	To automate the food logging process by using image processing methods and reduce the burden on the respondents.
Probst et al., 2015 (39)	No Participants, App Prototype, Australia	Prototype App	To develop a prototype for automatic food recognition via a use of image processing methods

Continued on next page

Table 5 continued

Serrano et al., 2016 (40)	No participants, Health data mining, USA	Lose It	To scrutinize the data from a commercial dietary app (Lose It!) about subgroups who were successful in the weight loss program by exploratory examinations and confirm the results' stability.
Farsjø, et al., 2017 (41)	N = 4 participants, Norway	APPETITT	To access the effectiveness of apps for inexperienced users of technology and examine its contribution for encouragement and orientation about meals.
Torre Díez, I., et al., 2017 (42)	N= 150 participants, Spain	DietApp	To implement and study smartphone application to provide suggestions to achieve a healthy diet according to individual's age, clinical history, and physical condition.
Carter, M. C., et al., 2013 (6)	N= 9 participants, United Kingdom	My Meal Mate	They introduced and developed a smartphone application based on focus group interviews for weight loss.
Nyström, C. D. et al., 2016 (43)	N= 39 participants, Sweden	TECH	To evaluate energy intake (EI) using TECH application with total energy expenditure (TEE) calculated using doubly labeled water (DLW), and to compare dietary intakes using TECH app with intakes obtained through 24 h dietary recalls.
Rangan, A. M., et al., 2016 (44)	N=80 university Students, Australia	e-DIA	To investigate the validity of the e-DIA app's comparison with the 24-h recall approach to calculate dietary intake of food groups.
Casperson, S. L. et al., 2015 (31)	N= 18 participants, USA	FRapp	To determine the amenability of adolescents to use the FRapp to monitor their dietary intake.
Mummah, S. et al., 2016 (45)	N=17 participants, USA	Vegethon	To develop a theory-driven mobile application for increasing vegetable consumption
Mummah, S. et al., 2017 (46)	N=135 participants, USA	Vegethon	To examine the effectiveness of a smartphone application to improve the diet's vegetable content among overweight adults endeavoring weight loss.
Hull, P. et al., 2017 (47)	N=80 participants, USA	CHEW	To examine end-user's reviews about the CHEW app regarding usage, usability, perceived limitations, and advantages of the app.
Svensson et al., 2016 (48)	N= 92 participants, Sweden	FR App	To investigate adolescents' practices using a dietary assessment app, considering circumstances that may impact their dietary intake reporting.
Martin, C. K. et al., 2016 (49)	USA	Smartloss	To demonstrate mHealth platform for weight loss.
Zhu, F., et al., 2010 (51)	No participants, USA	Dietary Assessment app	To accurately measure food and nutrient intake by use of image processing methods.

Continued on next page

Table 5 continued

Ahmed, M. et al., 2017 (53)	N=18 participants, Canada	MyFitness-Pal	To evaluate a tablet application's soundness that incorporates detailed nutritional composition data with a calculated food intake/waste activity.
Ali, Z. C. et al., 2017 (52)	N= 54 participants, United Kingdom	Manager App	To examine the feasibility of a smartphone application (app.) to calculate nutrient intake as per age-related muscular degeneration
Ambrosini, G. L. et al., 2017 (54)	N= 50 participants, Australia	Easy Diet	To examine the application's acceptability and relative validity as an epidemiological diet monitoring tool compared to a conventional dietary assessment method.
Bardus, M. et al., 2018 (55)	N= 5,486 participants, Lebanon	WaznApp	To investigate the usefulness of a self-directed weight loss intervention and study the outcomes of the intervention.
Bennett, Gary G. et al., 2018 (56)	N=351 participants, USA	Track App	To study the effect of the digital weight-loss intervention by embedding it within a community health center system.
Brindal, E. et al., 2013 (69)	N= 58 participants, Australia	MRP Support App	To support individual's partial meal replacement program using a smartphone app.
Chen, J. et al., 2019 (57)	N= 43 participants, Australia	MyFitness-Pal	To evaluate how participants in naturalistic environments achieved when reporting their dietary intake and their usability practices.
De Cock, N. et al., 2017 (58)	N=889 participants, Belgium	Nike+ Running and Fitness Pall etc.	To evaluate the association of commercial nutrition or fitness apps with a lower value of BMI and healthier intake of snacks and drinking practices in youngsters
Everett, E. et al., 2018 (59)	N = 55 participants, USA	Sweetch	To study the acceptability, feasibility, effectiveness, and safety of the Sweetch app in alliance with an electronic scale for measuring body weight.
Hezarjaribi, N. et al., 2018 (60)	N= 30 participants, USA	Speech2-Health	Examine the technology adaptation rate of the voice-based mobile nutrition monitoring method
Ipjian, Michelle et al., 2017 (61)	N=30 healthy adults, USA	MyFitness-Pal	To decrease sodium intake and to study whether a commercial health app is beneficial for supporting dietary change.
Jimoh, F. et al., 2018 (62)	N=34 participants, United Kingdom	FoodWiz2	To study the benefits of a smartphone app with regards to encouraging healthy lifestyle decisions among adolescence.
Liu, Y. C. et al., 2019 (63)	N= 105 total participants, Taiwan	MRP Support App	To evaluate the accuracy and time performance of two prototypes for dietary recording utilization
Pagoto, S. et al., 2018 (64)	Two iterative single arm pilots with participants N=27 and N=16, USA	Habit App	To automate problem-solving therapy for weight loss using smartphone apps.
Paulsen, M. M. et al., 2018 (65)	N= 32 hospitalized patients, USA	MyFood App	To evaluate the app's capability to calculate intake of energy, protein, and liquid with the help of hospitalized patients' food and beverage details.

Continued on next page

Table 5 continued

Recio-Rodriguez, et al. J. I., 2019 (66)	N=362 individuals, Spain	EVIDENT-II App	To compare the calculated values of energy intake, macronutrients, micronutrients, and alcohol consumption using the dietary app with values evaluated using food frequency questionnaire.
Shaw, R.et al., 2019 (67)	N= 96 participants, USA	My Fitness Pal (Log2Lose)	Determine smartphone apps' effectiveness for weight loss programs by giving financial rewards and dietary self-monitoring.

Table 6. Quality assessment score of selected studies

Author	Q1	Q2	Q3	Q4	Q5	Q6	Q7	Q8	Q9	Q10	Q11	Q12	Q13	Q14	Score	Perc	Rating
Hales et al., 2016 (15)	1	0.5	1	1	0	1	1	0	1	1	1	0	0	1	9.5	67.86%	High
McCarroll et al., 2015 (16)	1	0.5	1	1	1	0	0	0	1	1	1	0	1	1	9.5	67.86%	High
Ribeiro et al., 2017 (17)	1	0.5	1	1	1	1	1	0	0	1	1	1	1	0	10.5	75%	High
Burke et al., 2017 (18)	1	0	1	1	1	1	0	0	1	1	1	0	1	0	9	64.29%	High
Fukuoka et al., 2015 (19)	1	0	1	1	0	1	0	0	0.5	1	1	0	0	1	7.5	53.57%	Medium
Ho et al., 2016 (20)	1	1	1	1	1	1	1	1	1	1	1	0	1	1	13	92.86%	Very High
Kong and Tan, 2012 (21)	1	0.5	1	0	0	0	1	1	0	1	0	0	0	1	6.5	46.43%	Medium
Levinson et al., 2017 (22)	1	0.5	1	1	1	0	0	0.5	0.5	1	1	0	1	0	8.5	60.71%	High
Wharton et al., 2014 (23)	1	0	1	1	1	1	1	0	1	1	1	0	1	1	11	78.57%	High
Six et al., 2010 (24)	1	0	1	1	0	0	0	0	0.5	1	1	1	0	1	7.5	53.57%	Medium
Gilson et al., 2014 (26)	1	0	1	0.5	0	0	0	0	0	0	0	0	0	0	2.5	17.86%	Low
Holmen et al., 2014 (27)	1	0	1	1	0	0	0.5	0	0	0	1	0	1	1	6.5	46.43%	Medium
Gabrielli et al., 2017 (28)	1	0.5	1	1	0	1	1	1	1	1	1	0	1	0	10.5	75%	High
Van Lippevelde et al., 2016 (29)	1	1	1	1	0	1	0	0	1	0	0	0	0.5	0	6.5	46.43%	Medium
Casperson et al., 2015 (31)	1	0	1	1	0	1	1	0.5	0.5	1	0.5	0	0	1	8.5	60.71%	High
Goh et al., 2015 (32)	1	0	1	1	1	0	1	1	0.5	1	1	0	1	1	10.5	75%	High
Kerr et al., 2012 (33)	1	1	1	1	0	1	0	0.5	1	0	1	0	1	1	9.5	67.86%	High
Mann et al., 2015 (68)	1	1	1	1	1	0	1	0	0.5	1	1	0	1	1	10.5	75%	High
Pellegrini et al., 2012 (34)	1	0.5	1	1	0	1	1	0	1	0	1	0	1	1	9.5	67.86%	High
Recio-Rodriguez et al., 2016 (35)	1	0	1	1	0	0	0	0	1	1	0	0	1	1	7	50%	Medium
Rhyner et al., 2016 (36)	1	0.5	1	1	1	0	1	0	1	1	1	0	1	1	10.5	75%	High
Seto et al., 2016 (37)	1	0	1	1	1	0	0	0	0	1	1	0	0	1	7	50%	Medium
Six et al., 2011 (25)	1	0	1	1	0	0	0.5	0	1	0	0.5	0	0	1	6	42.86%	Medium
Zhu et al., 2010 (38)	0.5	0	1	1	0	0	0	0	1	0	0.5	0	0	1	5	35.71%	Medium
Probst et al., 2015 (39)	1	0	1	0	0	0	0	0	1	0	1	0	1	1	6	42.86%	Medium
Serrano et al., 2016 (40)	1	0	1	0.5	1	0	0.5	0	0	1	1	0	0	1	7	50%	Medium
Farsjø, et al., 2017 (41)	1	1	1	1	0	1	1	0.5	0	1	0.5	0	0	0	8	57.14%	Medium
Torre Díez, I., et al., 2017 (42)	1	0	1	1	1	0	1	0	0.5	1	1	0	0	0	7.5	53.57%	Medium
Carter, M. C., et al., 2013 (6)	1	0	1	0	1	1	1	0	1	0	1	0	0	1	8	57.14%	Medium
Nyström, C. D. et al., 2016 (43)	1	0.5	1	1	0	1	0	0	1	1	1	0	0	1	8.5	60.71%	High
Rangan, A. M., et al., 2016 (44)	1	0	1	1	1	0	1	1	1	1	1	0	0	1	10	71.42%	High
Casperson, S. L. et al., 2015 (31)	1	0	1	1	0	1	0	0	0.5	1	0.5	1	0.5	1	8.5	60.71%	High
Mummah, S. et al., 2017 (45)	1	1	1	1	1	0.5	0	0	1	0.5	1	1	1	0	10	71.43%	High
Mummah, S. et al., 2016 (46)	1	1	1	1	1	1	0	1	1	1	1	1	1	0	12	85.71%	High
Hull, P. et al., 2017 (47)	1	1	1	1	0	1	0.5	0	0	1	1	0	1	0	8.5	60.71%	High
Svensson et al., 2016 (48)	1	0	1	0.5	0	0.5	0	0.5	1	1	1	1	1	0	8.5	60.71%	High
Martin, C. K. et al., 2016 (49)	1	1	1	1	0	0.5	0.5	0	1	1	0	0	1	1	9	64.28%	High
Zhu, F., et al., 2010 (51)	1	0.5	1	1	0	0	1	0.5	0	0	0	0	1	1	7	50.00%	Medium
Ahmed, M. et al., 2017 (53)	1	1	1	1	1	1	0	0	0.5	0.5	1	0.5	1	1	10.5	75%	High
Ali, Z. C. et al., 2017 (52)	1	0.5	1	1	0	1	1	0.5	1	1	0.5	0.5	1	0.5	10.5	75%	High
Ambrosini, G. L. et al., 2017 (54)	1	1	1	1	1	1	1	0.5	1	1	0.5	0.5	1	1	12.5	89%	Very High
Bardus, M. et al., 2018 (55)	1	1	1	1	1	1	0	0	0.5	1	0.5	0.5	1	0.5	10	71.4%	High

Continued on next page

Table 6 continued

Bennett, Gary G. et al., 2018 (56)	1	0.5	1	1	0	1	0	0	0.5	1	0	0.5	0.5	1	8	57.1%	Medium
Brindal, E. et al., 2013 (69)	1	0.5	1	1	0	1	1	0.5	1	1	0.5	1	1	0.5	11	78.57%	High
Carter, M. C et al., 2017 (30)	1	1	0.5	1	1	1	0	0	0.5	1	0.5	1	1	1	10.5	75%	High
Chen, J. et al., 2019 (57)	1	0.5	1	1	1	1	1	0.5	1	1	1	1	1	1	13	92.8%	Very High
De Cock, N. et al., 2017 (58)	1	0.5	1	1	1	1	0.5	0	0.5	1	1	1	1	1	11.5	82.14%	High
Everett, E. et al., 2018 (59)	1	0.5	1	1	1	1	1	0.5	1	1	1	1	1	0	12	85.71%	High
Hezarjaribi, N. et al., 2018 (60)	1	1	1	1	0	0	0.5	1	1	0.5	1	1	1	1	11	78.57%	High
Ipjian, Michelle et al., 2017 (61)	1	0.5	1	1	1	1	0	0	0.5	0.5	1	0.5	1	1	10	71.42%	High
Jimoh, F. et al., 2018 (62)	1	1	1	1	0	1	0.5	0.5	1	1	0.5	0.5	1	1	11	78.57%	High
Liu, Y. C. et al., 2019 (63)	1	0.5	1	1	0	1	1	0.5	1	1	1	1	1	0	11	78.57%	High
Pagoto, S. et al., 2018 (64)	1	0.5	1	1	0	1	1	0.5	1	1	1	1	1	0.5	11.5	82.14%	High
Paulsen, M. M. et al., 2018 (65)	1	1	1	1	0	1	1	0.5	1	1	0.5	0.5	1	0	10.5	75%	High
Recio-Rodriguez, et al. J. I., 2019 (66)	1	0.5	0.5	1	0	1	0.5	1	1	1	0.5	0.5	1	1	10.5	75%	High
Shaw, R. et al., 2019 (67)	1	1	0.5	1	1	1	0.5	1	0.5	1	0.5	1	1	0	11	78.57%	High

Table 7. (A) Overview of mHealth applications reporting on general issues (Data extracted for RQ1)

Application Name	Year	Credibility of database sources	Database is not localized	Involved too many steps in data entering	Difficulty in portion size estimation
Social POD (15)	2016	Not resolved	Not resolved	Resolved	Not mentioned
Happy (17)	2017	Not mentioned	Not mentioned	Resolved	Not mentioned
Lose it (18)	2017	Not resolved	Not resolved	Resolved	Not mentioned
mDPP (19)	2015	Not mentioned	Not mentioned	Resolved	Not mentioned
Metabolic Diet app (20)	2016	Resolved	Resolved	Resolved	Not resolved
DietCam (21)	2012	Resolved	Resolved	Not resolved	Resolved
My Fitness Pal (22)	2017	Not resolved	Not resolved	Resolved	Not resolved
mpFR (24)	2010	Resolved	Not resolved	Not resolved	Resolved
FTA (27)	2014	Not mentioned	Not mentioned	Resolved	Not resolved
TreC-LifeStyle (28)	2017	Not resolved	Not resolved	Resolved	Not resolved
Snack Track School (29)	2016	Resolved	Not resolved	Resolved	Not resolved
My Meal Mate (6)	2013	Not resolved	Resolved	Not resolved	Not resolved
FRapp (31)	2015	Not mentioned	Not mentioned	Resolved	Resolved
iDAT (32)	2015	Not resolved	Not resolved	Resolved	Not resolved
MDFR (33)	2012	Not mentioned	Not mentioned	Resolved	Resolved
WIZE (68)	2015	Not mentioned	Not mentioned	Resolved	Not resolved
ENGAGED (34)	2012	Resolved	Not resolved	Resolved	Not resolved
EVIDENT Mobile app (35)(66)	2016	Not resolved	Not mentioned	Resolved	Not resolved
GoCARB (36)	2016	Resolved	Resolved	Resolved	Resolved
CalFit Chi (37)	2016	Not mentioned	Not mentioned	Resolved	Resolved
APPETITT (41)	2017	Not resolved	Resolved	Resolved	Not mentioned
DietApp (42)	2017	Not resolved	Not mentioned	Not mentioned	Not mentioned
e-DIA (44)	2016	Resolved	Resolved	Not resolved	Not mentioned
Vegethon (45)	2017	Not mentioned	Resolved	Resolved	Resolved
Dietary Intake Assessment (48)	2016	Resolved	Resolved	Not resolved	Not resolved
MRP Support App (69)	2013	Not mentioned	Not mentioned	Resolved	Resolved
Nutricam (70)	2011	Not mentioned	Not mentioned	Resolved	Resolved
Easy Diet (54)	2017	Resolved	Not resolved	Resolved	Not mentioned
Lark (55)	2018	Resolved	Resolved	Resolved	Not mentioned
Sweetch (59)	2018	Not mentioned	Resolved	Resolved	Not mentioned
Speech2Health (60)	2018	Resolved	Not resolved	Resolved	Resolved
FoodWiz2 (62)	2018	Resolved	Not resolved	Resolved	Resolved
Habit App (64)	2018	Resolved	Not resolved	Resolved	Not mentioned
MyFood App (65)	2018	Not resolved	Not resolved	Resolved	Resolved
MyFitness Pal (Log2Lose) (67)	2019	Not resolved	Not resolved	Resolved	Not resolved

Table 8. (B) Overview of mHealth applications reporting on general issues (Data extracted for RQ1).

Application Name	Year	App frequently crashed	Demotivated due to information displayed	Frequent notifications caused burden to user	Many information and steps required	The user felt the burden to key in foods for every meal	Required to be connected to other electrical devices	Difficulty in portion size estimation
Social POD (15)	2016	Resolved	Resolved	Resolved	Resolved	Resolved	Resolved	Not mentioned
Happy (17)	2017	Not resolved	Resolved	Resolved	Resolved	Resolved	Resolved	Not mentioned
Lose it (18)	2017	Not resolved	Not resolved	Not resolved	Resolved	Resolved	Resolved	Not mentioned
mDPP (19)	2015	Resolved	Resolved	Resolved	Resolved	Not resolved	Resolved	Not mentioned
Metabolic diet app (20)	2016	Resolved	Resolved	Not mentioned	Resolved	Resolved	Resolved	Not resolved
DietCam (21)	2012	Resolved	Resolved	Resolved	Not resolved	Not resolved	Resolved	Resolved
My Fitness Pal (22)	2017	Resolved	Resolved	Resolved	Resolved	Resolved	Resolved	Not resolved
mpFR (24)	2010	Resolved	Resolved	Not mentioned	Not resolved	Not resolved	Resolved	Resolved
FTA (27)	2014	Resolved	Not resolved	Not mentioned	Resolved	Not resolved	Resolved	Not resolved
TreC-LifeStyle (28)	2017	Resolved	Resolved	Resolved	Resolved	Resolved	Resolved	Not resolved
Snack Track School (29)	2016	Resolved	Resolved	Resolved	Resolved	Resolved	Resolved	Not resolved
My Meal Mate (6)(27)	2013	Resolved	Resolved	Not mentioned	Not resolved	Not resolved	Resolved	Not resolved
FRapp (31)	2015	Resolved	Resolved	Not mentioned	Not resolved	Not resolved	Resolved	Resolved
iDAT (32)	2015	Resolved	Resolved	Not mentioned	Resolved	Not resolved	Resolved	Not resolved
MDFR (33)	2012	Resolved	Resolved	Not resolved	Resolved	Resolved	Resolved	Resolved
WIZE (68)	2015	Resolved	Not resolved	Not mentioned	Resolved	Resolved	Resolved	Not resolved
ENGAGED (34)	2012	Resolved	Resolved	Resolved	Resolved	Resolved	Resolved	Not resolved
EVIDENT Mobile app (35)(66)	2016	Resolved	Resolved	Not mentioned	Resolved	Resolved	Resolved	Not resolved

Continued on next page

Table 8 continued

GoCARB (36)	2016	Resolved	Resolved	Resolved	Not mentioned	Resolved	Resolved	Resolved	Resolved	Resolved
Calfit (37)	2016	Resolved	Resolved	Resolved	Resolved	Not resolved	Resolved	Resolved	Resolved	Not resolved
APPEITTT (41)	2017	Not mentioned	Resolved	Resolved	Resolved	Resolved	Resolved	Resolved	Resolved	Not mentioned
DietApp (42)	2017	Not mentioned	Resolved	Resolved	Not mentioned	Not mentioned	Resolved	Resolved	Resolved	Not mentioned
e-DIA (44)	2016	Not mentioned	Not mentioned	Not mentioned	Not mentioned	Not resolved	Not mentioned	Resolved	Resolved	Not resolved
Vegethon (45)	2017	Not mentioned	Resolved	Resolved	Resolved	Resolved	Resolved	Resolved	Resolved	Resolved
Dietary Intake Assessment (48)	2016	Resolved	Resolved	Resolved	Not mentioned	Not resolved	Not resolved	Resolved	Resolved	Not resolved
MRP Support App (69)	2013	Not mentioned	Resolved	Resolved	Resolved	Resolved	Resolved	Resolved	Resolved	Resolved
Nutricam (70)	2011	Not mentioned	Resolved	Resolved	Not mentioned	Resolved	Resolved	Resolved	Resolved	Resolved
Easy Diet (54)	2017	Resolved	Resolved	Resolved	Resolved	Resolved	Resolved	Resolved	Resolved	Not mentioned
Lark (55)	2018	Resolved	Resolved	Resolved	Resolved	Resolved	Not resolved	Resolved	Resolved	Not mentioned
Sweetch (59)	2018	Resolved	Resolved	Resolved	Resolved	Resolved	Not resolved	Resolved	Resolved	Not mentioned
Speech2Health (60)	2018	Resolved	Not mentioned	Not mentioned	Not mentioned	Resolved	Resolved	Resolved	Resolved	Resolved
FoodWiz2 (62)	2018	Resolved	Resolved	Resolved	Resolved	Resolved	Not resolved	Not resolved	Not resolved	Resolved
Habit App (64)	2018	Resolved	Resolved	Resolved	Resolved	Resolved	Not resolved	Resolved	Resolved	Not resolved
MyFood App (65)	2018	Resolved	Resolved	Resolved	Resolved	Resolved	Resolved	Resolved	Resolved	Resolved
My Fitness Pal (Log2Lose) (67)	2019	Resolved	Resolved	Resolved	Resolved	Resolved	Resolved	Resolved	Not resolved	Not resolved

Table 9. Overview of mHealth applications reporting on the Backend issues (Data extracted for RQ2).

Application Name	Year	Offline accessibility	Stability of application	Data Confidentiality	Usage Reports
Social POD (15)	2016	No	Resolved	Not mentioned	User engagement declined over time
Happy (17)	2017	No	Not resolved (Bugs and technical issues)	Not mentioned	Engagement with the app was low
Lose it (18)	2017	No	Not resolved (App crash and bugs)	Not mentioned	Not mentioned
mDPP (19)	2015	No	Not resolved (App glitches)	Not mentioned	Declined Adherence to app overtime
Metabolic Diet app (20)	2016	No	Resolved	Not mentioned	Not mentioned
Diet Cam (21)	2012	No	Resolved	Not mentioned	Not mentioned
My Fitness Pal (22)	2017	Yes	Resolved	Not mentioned	Not mentioned
impFR (24)	2010	No	Resolved	Not mentioned	Not mentioned
FTA (27)	2014	No	Not resolved	Resolved (Secure server)	Not mentioned
TreC-LifeStyle (28)	2017	No	Resolved	Resolved	Good usability with high adherence.
Snack Track School app (29)	2016	No	Resolved	Not mentioned	Good usability with the weekly report to measure user engagement.
My Meal Mate (6)	2013	No	Not resolved	Not mentioned	Apps adherence declined over time.
FRapp (31)	2015	No	Resolved	Not mentioned	Not mentioned
iDAT (32)	2015	No	Resolved	Resolved (Personal information & data were kept confidential)	Usability is good and app usage is tracked continuously
MDFR (33)	2012	No	Resolved	Not mentioned	Not mentioned
WIZE (68)	2015	No	Not resolved (User interface and design issues)	Not mentioned	Not mentioned
ENGAGED (34)	2012	No	Resolved	Resolved	Good usability and usage access reports based on user reporting.
EVIDENT Mobile phone app (35)(66)	2016	No	Resolved	Not mentioned	The adherence score is based on user records.
GoCARB (36)	2016	No	Not resolved	Resolved (Images are transmitted to a dedicated secure server)	Not mentioned
CalFit Chi (37)	2016	No	Resolved	Resolved (Data are encrypted and stored locally in the memory on the phone)	Not mentioned
APPETITT (41)	2017	Yes	Resolved	Not mentioned	Not mentioned
DietApp (42)	2017	No	Resolved	Not mentioned	Not mentioned
e-DIA (44)	2016	No	Resolved	Not mentioned	Not mentioned
Vegethon (45)	2017	No	Resolved	Not mentioned	Not mentioned
Dietary Intake Assessment (48)	2016	No	Resolved	Not mentioned	The researcher can view user profile data, food recordings, and user responses to questions.
MRP Support App (69)	2013	No	Resolved	Not mentioned	Not mentioned
Nutricam (70)	2011	No	Resolved	Not mentioned	Not mentioned
Easy Diet (54)	2017	No	Not resolved	Not mentioned	Continuous feedback and high engagement

Continued on next page

Table 9 continued

Lark (55)	2018	No	Resolved	Secure Server	Continuous feedback on behavior out comes using Artificial Intelligence helps to engage users
Sweetch (59)	2018	No	Resolved	Not mentioned	Personalized notifications engages users of the app.
Speech2Health (60)	2018	No	Not resolved	Not mentioned	Not mentioned
FoodWiz2 (62)	2018	No	Resolved	Not mentioned	Personalized feedback and help increase motivation and user engagement.
Habit App (64)	2018	No	Resolved	Not mentioned	Adherence to the app was high as it helps users to lose weight by resolving the problems
MyFood App (65)	2018	No	Resolved	Resolved (Encrypted Data Transfer)	High adherence and the majority of users can learn new information.
My Fitness (Log2Lose) (67)	Pal 2019	Yes	Resolved	Not mentioned	Usability is high as apps offers financial incentives for logging foods and achieving goals

Table 10. (A) Overview of mHealth apps reporting on user interface requirement (Data extracted for RQ3).

Application Name	Year	Design of the app	Include tutorial page	Include two user dashboards	User friendly
Social POD (15)	2016	Not mentioned	Not mentioned	Not mentioned	Not mentioned
Happy (17)	2017	Simple, font size is medium	Not mentioned	Not mentioned	Easy to use app
Lose it (18)	2017	Font size is okay, clear images and relevant icon	Not mentioned	Not mentioned	Less step to key in data
mDPP (19)	2015	Not mentioned	Not mentioned	Not mentioned	App glitches,
Metabolic Diet app (20)	2016	Simple, relevant icon, nice color, clear font	Specify preferred IEM diet app, option for users to enter weight	Personalized dashboard according to preferred IEM diet	User friendly interface, the use of lay language and distinctive icons
Diet Cam (21)	2012	Simple design,	Not mentioned	Calorie, camera, calendar and album tab	Easy to operate with few tabs
My Fitness Pal (22)	2017	Simple and Interactive Design	Yes	Mobile and Web Platform	Easy to use app
mpFR (24)	2010	Very simple design	Not mentioned	Not mentioned	Less steps
FTA (27)	2014	Simple design, large icon	Not mentioned	Food habit registration system	Cumbersome user interfaces
TreC-LifeStyle (28)	2017	Simple, icons and clear font	Not mentioned	Web and mobile platform	Easy to use
Snack Track School app (29)	2016	Not mentioned	Not mentioned	Not mentioned	Not mentioned
My Meal mate (6)(30)	2013	Simple, less icon, large font	Not mentioned	Mobile and Web Platform	Encountered bug but easy to use
FRapp (31)	2015	Very simple, not attractive, large font, less icon & images	Not mentioned	Mobile app	Not mentioned
iDAT (32)	2015	Simple design, nice icon, font and image clear	Not mentioned	Mobile App	Easy to use and interactive
MDFR (33)	2012	Simple interface	Not mentioned	Mobile app	Not mentioned
WIZE (68)	2015	Simple and basic, large icon	Not mentioned	Mobile app	Cumbersome to use
ENGAGED (34)	2012	Simple interface, less attractive, clear font	Not mentioned	Mobile app and coaching application	Simple interface
EVIDENT Mobile phone apps (35, 66)	2016	Not mentioned	Not mentioned	Mobile app	Easy to use interface for logging food
GoCARB (36)	2016	Simple, big icons, small font	Not mentioned	Mobile app	Graphical user interface, Easy to use
CalFit Chi (37)	2016	Not mentioned	Not mentioned	Mobile app	Not mentioned
APPETITT (41)	2017	Simple user interface without menu function, distinctive color contrasts, and large letters.	No	Not mentioned	Yes
DietApp (42)		Simple design	No	Not mentioned	Yes. 84% of users were of the opinion that the app was easy to use
e-DIA (44)	2016	Simple & clean	No	No	Yes
Vegethon (45)	2018	Uses icon, graphic, simple and colorful design	Yes	Not mentioned	High rate of engagement.

Continued on next page

Table 10 continued

Dietary Intake Assessment (48)	2016	Not mentioned	Not mentioned	Mobile and Web Platform	Most Users found it was easy to record dietary intake see the results, but there were also views that the recording of dietary intake was burdensome.
MRP Support App (69)	2013	Simple interface, more icon & less word.	Yes	Not mentioned	Yes
Nutricam (70)	2011	Simple interface	No	No	Yes
Easy Diet (54)	2017	Simple and interactive interface	Not mentioned	Mobile app	Easy to use app
Lark (55)	2018	Simple Interface	Yes	Mobile App	Easy to use app
Sweetch (59)	2018	Simple And Interactive Interface	Not mentioned	No	83 percent are of opinion that app was easy to use
Speech2Health (60)	2018	Simple And Interactive Interface	Not mentioned	No	High rate of user friendliness as user adds meal using speech to text conversation
FoodWiz2 (62)	2018	Simple Interface	Not mentioned	Mobile and web platform	Easy to use as users are able to add meal using barcode scanning
Habit App (64)	2018	Simple and interactive interface	Yes	Mobile and Web Platform	The high rate of engagement as it introduced the problem-solving process for weight loss
MyFood App (65)	2018	Simple and interactive interface	Not mentioned	Mobile and Web Platform	Ninety percent of participant reported that the app was easy to use.
My Fitness Pal (Log2Lose) (67)	2019	Simple and interactive design	Yes	Mobile and Web Platform	High Rate of engagement as it offers financial incentives for logging food

Table 11. (B) Overview of mHealth apps reporting on the user interface requirement (Data extracted for RQ3).

Application Name	Year	Design of app in terms of simplicity, clear and colorful	Items to include in the user profile	Notification to give alert to user	Things to be considered as user friendly
Social POD (15)	2016	Not mentioned	User Goals	Message send to user who did not enter data for previous 48H	Saving a meal as a template to be loaded the next time when an identical meal is consumed; User could take a picture of their meal as a memory aid if the consumed foods could not be entered until later
Happy (17)	2017	Simple, soft color and clear images	Not mentioned	Tailored messages sent to user everyday	It is easy to use and learn to operate. Messages sent easy to understand, and meaningful information
Lose it (18)	2017	Clear images, simple design, easy to use	Dietary goals,	FB messages generated (software)	Easy to use and less step for data entry
mDPP (19)	2015	Not mentioned	Not mentioned	Automated text message was generated as reminder	App glitches reflect adherence
Metabolic Diet app (20)	2016	Simple design with soft color and clear icon/words	Body weight, preferred IEM apps	Not mentioned	User friendly interface, the use of lay language and distinctive icons
Diet cam (21)	2012	Simple, not attractive	Not mentioned	No	Easy to operate with few tabs
My Fitness Pal [23] [56] [61] [65]	2017	Not mentioned	Allow user to set weight and nutrition goals	Feedback on the number of calories and nutrient needed to reach goal	User friendly interface
mpFR (24)	2010	Very simple design (Interaction design)	Not mentioned	No	Easy to use
FTA (27)	2014	Clear images, nice color, simple design	Management of personal goals	No	Cumbersome user interface
TreC-Lifestyle (28)	2017	Simple with soft colors and words	Configuration of an app based on children's age and weight	Feedback and virtual coaching function	High adherence of usage
Snack Track app (29)	2016	Not mentioned	Goal Setting	No	Not mentioned
My Meal Mate (6)(27)	2013	Design and color not attractive	Goal setting	Feedback via weekly message	Easy to use
FRapp (31)	2015	Simple design, relevant color, clear icon	Not mentioned	No	Camera function with easy interface
iDAT (32)	2015	Color too soft, icon and words are clear	Weight loss goal	Reminder	Easy to use, interactive
MDFR (33)	2012	Very simple, less function	Not mentioned	Text message as reminder	Easy to use
WIZE (68)	2015	Simple and basic, colorful	Goal setting (dietary)	No	Personalized dashboard to individual not exist, prompt and reminders, to add pictures and colors. User interface and design issues
ENGAGED (34)	2012	Black background not suitable, simple interface	Calorie goals	Real time feedback and coaching	Simple interface
EVIDENT Mobile phone apps (35)(66)	2016	Not mentioned	Not mentioned	No	Easy to use interface

Continued on next page

Table 11 continued

GoCARB (36)	2016	Basic color and simple design	Not mentioned	No	Reminder text messages	-	Useful and easy to use
CalFit Chi (37)	2016	Not mentioned	Not mentioned		APPETITT had a function that notified the user with a short signal at mealtime		Minimal entering of data, everything is on the same screen. Very simple and user friendly
APPETITT (41)	2017	A stable user interface without menu function, distinctive color contrasts and large letters, consistent touch functions and large touch surfaces	No feature for personalized profile				
DietApp (42)	2016	Simple and clear design. 43% users found it attractive.	Stores name, password, email, weight, height, gender and any illnesses that the user may suffer from.	No			Covers the most common foods; simple home page that can access all feature just from there; ease of installation and use can be used by all type of public (experts and non-expert)
e-DIA (44)	2016	Simple & clean	Not mentioned		a text message reminder sent to participant to record food intake on a dedicated days in a week		Has a complete dataset for varieties of food. They also can put custom food
Vegethon (45)		Uses icon, graphic, simple and colorful design	Not mentioned		Push notifications: notifications to prompt self-monitoring of vegetable consumption		Provide tutorial; simple graphic and attractive design; targeted apps (focus on veggie intake only)
Dietary Intake Assessment (48)	2016	Not clearly mention	Name, date of birth, gender, weight, height, email address, and phone number.		Push notification reminders to record meals at a chosen time interval		Complete dataset with varieties of foods; connected to the mobile phone camera and the user could take a picture of their meal as a memory aid if the consumed foods could not be entered until later; save a meal as a template to be loaded the next time the same meal was consumed
MRP Support App (69)	2013	Simple, more icon clean but less attractive	No personalized user profile		Push notifications to remind user to record meal in 3 mealtimes		Clean UI, simple icon, not many step require to log meal and weight
Nutricam (70)	2011	Simple and clear	No personalized user profile	No			Few step to record food. Very simple app
Easy Diet (54)	2017	Clear image, simple design, easy to use	Not mentioned		Disabled for this study		Easy to use and less step for data entry. Automatically detects food and beverages
Lark (55)	2018	Simple And Clear	Goals Settings		Sends notification to user to review activity throughout the day		Interactive Conversations
Sweetch (59)	2018	Simple and clear according to majority of users	Goal settings		Push notifications based on habits		Well Integrated, Consistence, Easy To Learn And Use
Speech2Health (60)	2018	Simple and clear	Not mentioned		Feedback on calories and nutrients to reach goal		Record food without manual logging by using speech to text conversation

Continued on next page

Table 11 continued

FoodWiz2 (62)	2018	Simple and clear	Goal settings	Personalized feedback text messages for motivation and help	Allow users to record home prepared recipes and food products through barcode scanning
Habit App (64)	2018	Simple and clear	User profile, Goal settings	Goal settings	Notifications on problem solving process and Automatic Problem solving process
MyFood App (65)	2018	Interactive design and clear icons with soft colors	User profile	Not mentioned	Allow users to add food and determine its nutrient content by taking picture
My Fitness (Log2Lose) (67)	2019	Not mentioned	Allow user to set weight and nutrition goals	User receives messages about financial incentives every week	User friendly interface

Table 12. (A) Overview of mHealth apps reporting on the implementation of the dietary components (Data extracted for RQ4).

Application Name	Year	Evaluation of diet quality	History tracking and storage of diet records	Inclusion of comprehensive database	Items included in diet record	Methods to display nutrient components	Methods to estimate portion size	Nutrient component to be included	Validity of database
Social POD (15)	2016	To track diet goal(calorie consumed)	able to review history	No	Not mentioned	Calories per meal	Not mentioned	Calories only	Not validated
Happy (17)	2017	The intake of fruit and vegetables	Trends history	No fruit and vegetables	Not mentioned	Not mentioned	Not mentioned	No	Not mentioned
Lose it (18)	2017	Achieve dietary goals, calories, fat, sugar(calorie allowance and balances)	Select date to view history	Not mentioned	Not mentioned	Balance macronutrient	Manual estimation with household measurement	Calories, fat and sugar	Not mentioned
mDPP (19)	2015	The intake of calories,SF, sugar(dietary goals)	Calorie diary	No	Not mentioned	Diary pattern	Not mentioned	Calories, saturated fat, sugar	Not mentioned
Metabolic Diet app (20)	2016	Specific nutrient goals for daily goals	Daily food diary and review food log	GMDI Pro database with 100,000 food	Not mentioned	A pie chart	Not mentioned	Nutrient information is based on Metabolic Pro (Energy, CHO, fat, protein, amino acid)	USDA food database
Diet cam (21)	2012	Calorie intake	Calendar menu view history by date	Global database and small personal database	Not mentioned	Food images with calorie	Volume estimation from the integrated camera	Calories	USDA food database
My Fitness Pal (22)	2017	Breakdown of daily calories and nutrient based on goal	Select date to review history	Not mentioned	Not mentioned	Breakdown of daily calories and nutrient	Household measurement	Calories and nutrients	Not mentioned
mpFR (24)	2010	Nutrient content of food consumed	Not mentioned	Food and nutrient database	Not mentioned	Labeled image and nutrient analysis	Integrated camera	Nutrients	FNDDS
FTA (27)	2014	Personal goals	Not mentioned	No	Not mentioned	Food diary	Not mentioned	Not mentioned	Not mentioned
TreC-LifeStyle (28)	2017	Color bars to achieve balance nutrients and meal	Select date to view history and record	No	Not mentioned	Progress bar of meals and nutrient balance	Grams	Calories, carbs, protein, fat	No mentioned

Continued on next page

Table 12 continued

Snack Track School app (29)	2016	Points for nutritional value of snack	Monitor weekly report	in A large database	snack	Snack	Nutrition value of snack	Common standard measure	Calories	Based on International Trade Name Database
My Meal Mate (6)	2013	Remaining calories (Daily summary)	Select date to view history record	UK-specific branded database	food	Not mentioned	Breakdown of calories per meal in table	Common standard measure	Calorie	Database provided by Weight Loss resources, a commercial company
FRapp (31)	2015	Food record with image	Tab to review history record	No		Not mentioned	Breakdown of daily meal with images	Integrated camera	No	No
iDAT (32)	2015	Balanced calorie to consumed	Tab to review history record	A database with locally available food		Not mentioned	Breakdown of calories per meal, calories consumed	Not mentioned	Calories	Not mentioned
mpFR (24)	2012	Food record with dietary feedback	Not mentioned	No		Not mentioned	Food images before and after eating	Camera	No	No
WIZE (68)	2015	Goals tracker weekly review	Goal review	No		Not mentioned	Weekly review goals in list	No	Not mentioned	No
ENGAGED (34)	2012	Showing remaining calories and fat	Not mentioned	Calorie database	king	Not mentioned	Goal thermometer display calorie and fat consumed	Not mentioned	Calories and fat	Comprehensive nutritional source containing over 50,000 food entries
EVIDENT Mobile phone apps (35)(66)	2016	Personalized recommendation	Not mentioned	Not mentioned		Not mentioned	Not mentioned	Not mentioned	Carb, protein, fats, fiber	Not mentioned
GoCARB (36)	2016	Images and CHO estimation	Select by date	USDA database	nutrient	Not mentioned	Food type, volume and cho estimation in table	Integrated camera, recognition, volume estimation	CHO	USDA

Continued on next page

Table 12 continued

CallFit (37)	2016	Not mentioned	Not mentioned	Not mentioned	Not mentioned	Video camera, record contents of meal, coded the portion size by dietitian	Not mentioned	Not mentioned	Not mentioned
APPETITT (41)	2017	Only a graphic chart for displaying goal achievement.	No function to see what food and drink reported earlier.	No food database info	Not mentioned	Graphic chart with capacity of 4 meals and 20 units of liquid keeps track of food and water intake.	No portion size info. User only tell whether they eat or not.	No macro/micronutrient database included. Only incorporated water and rated simple meal	No food database
DietApp (42)	2017	Shows total energy balance and alert the user	Not stated	Not mentioned	Only calories is shown	Food History is not displayed, and the app alerts the user when taking certain food affects the calorie goal.	User can choose the portion size of food	Calories shown based on RDI	Not mentioned
e-DIA (44)	2016	Food displayed in grams, and only the researcher can view other nutrients	24h Food record only stored in the phone and other Data is stored in the cloud	Using Australian food composition database	Only food item with gram	Simple table	User portion estimate using metric cups and spoons with manual booklet before entering gram of food	Gram only	Database used was AUSNUT 2007.
Vegethon (45)	2017	Only focus on veggie intake	Store veggie intake record	Not clearly mention what database used	Only servings sizes of veggies	how plate graphic icon of veggies serving sizes	User estimate using '1 serving' standard of veggies	Not mentioned	Not mentioned
Dietary Intake Assessment (48)	2016	The user can see details of TEE, EI, food grams, dietary fiber, calcium, iron, vitamin C, vitamin D, and folic acid acc. to RDI.	Displays energy and nutrient content in the records per food, meal, or day, and data is stored in the server.	Swedish national food database version 2010-05-05 is used	Estimated TEE; EI; gram of food; dietary fiber; calcium, iron, vitamin C, and vitamin D, and folic acid acc. to RDI	Not mentioned	Estimated with well-suited units (eg, gram, deciliter, teaspoon, and piece).	Estimated TEE; dietary calcium, iron, vitamin C, and vitamin D, and folic acid	Validated database EI; fiber, iron, C, and vitamin D, and folic acid

Continued on next page

Table 12 continued

MIRP Support App (69)	2016	Only show meal type with no evaluation of the nutrient	User views meal and feedback from researcher by clicking the date on the calendar	No database	No nutrient and calories shown. Only type of meal taken	No nutrients and calories information and Meals are displayed in 5 categories (meal replacements, balanced meals, other meals, allowed snacks, and other snacks)	No portion size estimation	No nutrient and calories shown.	No database
Nutricam (70)	2011	User cannot view evaluation by the dietitian	No history. Data directly send to dietitian for analysis	No	No diet record	No	Take photograph and voice recording explaining the food and/or drink items for consumption.	Not mentioned	No database
Easy Diet (54)	2017	Calorie and Macro Nutrients intake	Type of meal and meals information	AusBrands 2015 and AusFoods 2015	Meal type and nutrient Information	Calories, Micro and Macro nutrient Information of each category of meal	Common standard measure	Calories, Macro and Micro Nutrient Components	Validated database
Lark (55)	2018	Calories intake, Energy Expenditure and messages of health consequences of foods	Goals Achievement, Meals and nutrient Information	USDA database and traditional recipes	Meal Type and Calories Information	Break down of calories and nutrient information per meal	Not mentioned	Calories, Micro and Macro Nutrient components	Validated
Sweetch (59)	2018	Meal Calories and Nutrients Tracking Charts	Review Summarized History, Meals, calories, Nutrient information, weight changes	Not mentioned	Meal Calories and Nutrient Information	Not mentioned	Not mentioned	Calories	Not mentioned
Speech2Health (60)	2018	Break down of daily calories and charts for nutrients based on goal	Select date to review	USDA database	Not mentioned	Break down of daily calories and nutrient components	Text for mapping information to dietary composition	Calories nutrients	Validated database

Continued on next page

Table 12 continued

FoodWiz2 (62)	2018	Track calories intake according to set targets	Not mentioned For User side but dietician are able to view all meals added from app through web portal	UK McCance and Widdowson's database	Calories and weight information	Not mentioned	Bluetooth scale to estimate portion size	Calories	Validated database
Habit App (64)	2018	Tracking calories intake and steps to achieve weight loss goal	Able To Review Previous history	Not mentioned	Calories	Calories taken relative to Calories goal	Not mentioned	Calories	Not mentioned
MyFood App (65)	2018	Estimation of Energy, protein and liquid consumption	Able to Review previous history of Energy, protein and liquid consumption	Not mentioned	Energy, protein, liquid consumption, meal type and portion size	Energy, protein and liquid consumption of each meal type	Integrated mobile camera for estimation	Calories, protein and liquid consumption	Not mentioned
My Fitness Pal (Log2Lose) (67)	2019	Breakdown of daily calories and nutrient based on goal	Select date to review history	Not mentioned	Not mentioned	Breakdown of daily calories and nutrient	Household measurement	Calories and nutrients	Not mentioned

Table 13. (B) Overview of mHealth apps reporting on the implementation of the dietary components (Data extracted for RQ4).

Application Name	Year	Include to record total water intake	Inclusion of nutrient information in the database	Provide diet guide that cater to individual needs	Types of nutrients required to be displayed	Ways to display the summarized energy and nutrient intake
Social POD (15)	2016	No	Calories	Notifications	Calories	Calories per meal
Happy (17)	2017	Yes	Not mentioned	Messages followed the European Code Against Cancer guidelines	Not mentioned	Not mentioned
Lose it (18)	2017	Yes	Calories, fat, sugar	FB messages for dietary intake	Calories, fat, sugar	Calories balanced per meal
mDPP (19)	2015	No	Calories, SF, sugar	Tailored feedback was provided	Calories, SF, sugar	Calorie diary
Metabolic Diet app (20)	2016	Yes	Energy, carbo, fat, protein, amino acid	No	Amino acid, energy, macronutrients	Nutrient information per serving size, and pie charts showing target and actual intake of specific amino acid and total protein
Diet cam (21)	2012	No	Calories	Not mentioned	Calories	The Album menu organizes all the food items as frequency list, and shows them in a table.
My Fitness Pal (22)	2017	Yes	Calories and nutrients	Balance calories	Daily calories and nutrient intake	Breakdown of daily calories and nutrient in pie chart and table
mpFR (24)	2010	No	Energy and nutrient	Not mentioned	Energy and nutrient	Image analysis with volume estimation and nutrient information
FTA (27)	2014	No	No	Food habit registration	Not mentioned	Food information diary
TreC-LifeStyle (28)	2017	Yes	Calories, carbs, protein, fat	Food pyramid and Mediterranean diet guidelines	Calories, carbs, protein, fat	Colors of food categories on dashboard, reports of meals and nutrient balance
Snack Track School app (29)	2016	No	Calories	Flemish guidelines	Nutritional value	Size and nutritional content of each snack
My Meal Mate (6, 27)	2013	Yes	Calories	Remaining calories allowance	Calories	Remaining calories table and breakdown of calories per meal
FRapp (31)	2015	Yes	Not mentioned	Real time communication between user & clinician	Not mentioned	Breakdown food images according to meal

Continued on next page

Table 13 continued

iDAT [32]	2015	No	Calories	Calories left to consume	Calories	Calories consumed
Metabolic Diet App (19)	2012	Yes	Not mentioned	Text messages & dietary feedback	Not mentioned	Before and after eating food images table
WIZE (68)	2015	No	Facts, games, & goals	List of weekly goals		
ENGAGED (34)	2012	No	Calories & fat	Calories and fat	Goal thermometers display user goal & actual amount of calories & fat gram consumed	
Mobile phone apps [36]	2016	No	Calories	Personalized recommendation, balance calories	Calories	Summary of food intake, a balance of ingested and spent calories
GoCARB (36)	2016	Yes	CHO	CHO estimation	Volume and CHO	CHO and volume estimation of each food type
CalFit Chi (37)	2016	No	Not mentioned	Not mentioned	Standard portion size	Not mentioned
APPEITTT (41)	2017	Yes. actual volume no	But No applicable	Not mentioned	No nutrient displayed	Very simple and to little info shown
DietApp (42)	2017	No	Only calories info	Shows whether food beneficial; user receive personalized dietary suggestions acc. to illnesses they provide in profile.	Calories, calories burn, balance calories left	Calories, calories burn from activity, balance calories left all shown in table in one page
e-DIA (44)	2016	No	No	Not mentioned	Very minimal. Only gram from user app side	Simple table only with food item, mealtime and gram
Vegethon (45)	2017	No	Only shows serving	veggies Not mentioned	Not mentioned	Not mentioned

Continued on next page

Table 13 continued

Dietary Intake Assessment (48)	No	Swedish food database calculated the intake of 49 nutrients	Energy percentages of each meal in relation to recommended intakes was given.	Estimated TEE; EI; gram of food; dietary fiber, calcium, iron, vitamin C, vitamin D, and folic acid	The user could see details regarding his/her body mass index (BMI); estimated TEE; EI; and intake of macronutrients, fruits and vegetables, dietary fiber, calcium, iron, vitamin C, vitamin D, and folic acid concerning recommended daily intakes. Energy percentages of each meal with recommended intakes were also given.
MRP Support App (69)	No	No nutrient and calories shown.	At the end of each week users received tailored feedback messages, which reflected their progress to date based on their reported compliance to the MRP and their weight loss.	No nutrient and calories shown.	No nutrient and calories shown. Meals shown in 5 simple categories (meal replacements, balanced meals, other meals, allowed snacks and other snacks) for each mealtime in a table
Nutricam (70)	2011 No	No	No	No	No
Easy Diet (54)	2017 yes	Calories, Micro and Macro Nutrients	No	Calories	Breakdown of Meal according to meal time
Lark (55)	2018 No	Calories, Micro and Macro Nutrient Information	Notifications, messages on behavior and outcome of behavior	Calories	Goals, Break down of Meal according to Meal Type, Outcomes of various Foods
Sweetch (59)	2018 No	Calories, Micro And Macro Nutrient Information	Notifications	Calories	Calories Consumed and Total Calories
Speech2Health (60)	2018 Yes	Calories and Nutrients Information	Balance Calories	Daily calories and nutrient intake	Breakdown of daily calories and nutrient in pie chart and table
FoodWiz2 (62)	2018 No	Calories	Personalized Feedback text messages for motivation and help	Calories	Breakdown of daily Calories
Habit App (64)	2018 No	Calories	Problem Solving process for weight loss and breaking bad habits	Calories	Calories taken by user relative to calories goal

Continued on next page

Table 13 continued

My Food App (65)	2018	Yes	Energy and protein	Not mentioned	Calories and protein	Breakdown of calories and protein intake according to meal type
My Fitness Pal (Log2Lose) (67)	2019	Yes	Calories and nutrients	User Receives weekly Feedback on goals and their financial incentives.	Daily calories and nutrients intake	Breakdown of daily calories and nutrient