

Static Neural Compiler Optimization via Deep Reinforcement Learning

Rahim Mammadli

Technical University of Darmstadt
Department of Computer Science
mammadli@cs.tu-darmstadt.de

Ali Jannesari

Iowa State University
Department of Computer Science
jannesari@iastate.edu

Felix Wolf

Technical University of Darmstadt
Department of Computer Science
wolf@cs.tu-darmstadt.de

Abstract—The phase-ordering problem of modern compilers has received a lot of attention from the research community over the years, yet remains largely unsolved. Various optimization sequences exposed to the user are manually designed by compiler developers. In designing such a sequence developers have to choose the set of optimization passes, their parameters and ordering within a sequence. Resulting sequences usually fall short of achieving optimal runtime for a given source code and may sometimes even degrade the performance when compared to unoptimized version. In this paper, we employ a deep reinforcement learning approach to the phase-ordering problem. Provided with sub-sequences constituting LLVMs O3 sequence, our agent learns to outperform the O3 sequence on the set of source codes used for training and achieves competitive performance on the validation set, gaining up to 1.32x speedup on previously-unseen programs. Notably, our approach differs from autotuning methods by not depending on one or more test runs of the program for making successful optimization decisions. It has no dependence on any dynamic feature, but only on the statically-attainable intermediate representation of the source code. We believe that the models trained using our approach can be integrated into modern compilers as neural optimization agents, at first to complement, and eventually replace the hand-crafted optimization sequences.

Index Terms—code optimization, phase-ordering, deep learning, neural networks, reinforcement learning

I. INTRODUCTION

Code optimization remains one of the hardest problems of software engineering. Application developers usually rely on a compiler’s ability to generate efficient code and rarely extend its standard optimization routines by selecting individual passes. The diverse set of applications and compute platforms make it very hard for compiler developers to produce a robust and effective optimization strategy. Modern compilers allow users to specify an optimization level which triggers a corresponding sequence of passes that is applied to the code. These passes are initialized with some pre-defined parameter values and are executed in a pre-defined order, regardless of the code being optimized. Intuitively, this rigidity limits the effectiveness of the optimization routine. Indeed, a recent study [1] has shown that even the highest optimization level of different compilers leaves plenty of room for improvement.

In order to establish an even playing field with existing optimization sequences, we limit the scope of our approach by allowing as input only information which is statically available during compilation. This sets us apart from autotuning

approaches where the data gathered from one or multiple runs of the program is used to supplement the optimization strategy. Our predictive model uses the intermediate representation (IR) of the source code to evaluate and rank different optimization decisions. By iteratively following the suggestions of our model, we are able to produce an optimization strategy tailored to a given IR. This is the main difference of our approach from pre-defined optimization strategies shipped as part of modern compilers.

More formally, we rephrase the phase-ordering problem as a reinforcement learning problem. The environment is represented by the operating system and the LLVM optimizer. The agent is a deep residual neural network, which interacts with the environment by means of *actions*. The actions can be of various levels of abstraction, but ultimately they translate to passes run by LLVM’s optimizer on the IR. We will discuss actions in greater detail in Section III. The state information that is used by the agent to make predictions is represented by the IR of the source code and the history of actions that produces the IR. In response to actions, the environment returns the new state and the reward. The new state is produced by the LLVM optimizer which runs the selected pass(es) on the current IR and produces the new IR. The reward is calculated by benchmarking the new IR and comparing its runtime to that of the original IR (i.e., a reduction in runtime produces a positive reward while an increase produces a negative one). Through interchanging steps of exploration and exploitation we train an agent that learns to correctly value the various optimization strategies.

We believe that the agents produced by our approach could be integrated into existing compilers alongside other routines, such as O2 or O3. Our agent outperforms O3 in multiple scenarios, achieving up to 1.32x speedup on previously-unseen programs, and can therefore be beneficial in a toolkit of optimization strategies offered to an application developer. While the agent learns to achieve superior performance on the training set, it is, on average, inferior to O3 on the validation set. However, we believe that this is due to current limitations of encoding we use for the IRs and the relatively small size of our dataset. We are convinced that the optimization strategies of the future will resemble learned agents rather than manually designed sequences, and that reinforcement learning will likely be the framework used to produce these agents. This work

intends to be one of the first steps in this direction.

The static phase-ordering problem considered in this work is challenging because of several factors. First, the limited amount of information available during compilation, such as the unknown input size already reduces the optimization potential of the agent. In order to partially offset this we include benchmarks with various problem sizes in our dataset. Next, the number of possible optimization sequences grows exponentially with the number of passes. The space grows even more if we consider possible parameterizations of distinct passes. To deal with the large optimization space we employ several strategies: (i) we make the agent pick only a single action at a time instead of predicting the whole sequence from scratch, (ii) we experiment with different levels of abstraction for our actions, from triggering a sequence of optimization passes down to selecting a parameter for a single pass. Moreover, the space of possible IRs of each source code can also be quite large, therefore to encode the IRs we use the embeddings by Ben-Nun et al. [2]. Another challenge is that the efficacy of different optimizations might vary depending on the underlying hardware. In our approach we use only one out of two available distinct system configurations per agent to run all of the benchmarks. This means that the learned agents are fine-tuned for the given hardware. However, this is not necessarily a disadvantage, because it is possible to train an agent once per processing unit and ship it alongside a compiler optimizer. Moreover, it could also be possible to train a single versatile agent by supplementing state with the information about the underlying hardware.

We use a dataset of 109 single-source benchmarks from the LLVM test suite to train and evaluate our model. The model is trained using IRs of source codes from the training set and evaluated on the source codes in the validation set. Using passes from the existing O3 sequence of the LLVM optimizer we are able to train an agent which is on average 2.24x faster than the unoptimized version of a program in the training set, whereas O3 is 2.17x faster. The best-performing agent on the validation set achieves an average of 2.38x speedup over the unoptimized version of the code, while the O3 sequence achieves an average of 2.67x speedup.

Most of the prior work related to ours [3], [4] focuses on the autotuning problem, where a program has to be run one or more times before it is possible to choose the optimization sequence. The advantage of these approaches is that the dynamic information gathered during program runs provides an accurate characterization of the program. These methods are therefore usually quite successful in outperforming compilers' pre-defined optimization sequences. However, a big disadvantage of these approaches is that they require extra developer effort to run the program and gather the necessary information, which prevents them from being integrated into compilers as part of a standard compilation routine. The problem of developing methods competing with pre-defined optimization sequences using only static information has not gained much attention in the scientific literature in recent years. This is partially because the problem is very challenging. Nonetheless,

we believe that this problem is at least of equal importance and to the best of our knowledge we are the first to apply deep reinforcement learning to solve it. This paper makes the following contributions:

- A novel deep reinforcement learning approach to static code optimization. The approach does not rely on manual feature engineering by a human, but instead learns by observing the effects of the various optimizations on the IR and the rewards from the environment. The approach is therefore fully automatic and relies only on the initial supply of the source codes.
- A trained optimization agent that can be integrated into modern compilers alongside existing optimization sequences exposed through compiler flags such as -O2, -O3, etc. The agent can produce IRs that are up to 1.32x faster than the ones resulting from using the O3 optimization sequence.
- An efficient framework "Compiler Optimization via Reinforcement Learning" (CORL) allowing fast exploration and exploitation in batches. The dynamic load-balancing mechanism distributes the benchmarking workload across the number of available workers and facilitates efficient exploration. Using a large replay memory allows for fast off-policy training of the agent. The results of benchmarks are further stored in a local database to allow reproducibility as well as higher efficiency of subsequent runs.

This paper is structured in the following manner. We start by providing background information in Section II, before introducing our approach and CORL framework in Section III. We evaluate our approach in Section IV and describe the related work in Section V. Finally, we conclude our paper and sketch future work in Section VI.

II. BACKGROUND

Modern compilers expose multiple optimization levels via their command line interface. For example, the current version of LLVM¹ offers a selection of seven such levels. These aim to strike a certain trade-off between the size of the produced binary and its performance. Each optimization level corresponds to a unique sequence of passes that are run on the source code. These passes are constructed using hard-coded values matching the selected optimization level. Having to maintain multiple manually-designed optimization sequences is one of the drawbacks of the current design. Another disadvantage is that while the optimization sequences are generally efficient, they are not optimal, and in certain cases can even increase the runtime when compared to an unoptimized version. For example, after applying the O3 optimization sequence to the `evalloop.c` benchmark from the LLVM test suite we observed a more than three-fold slowdown. In comparison to hand-crafted sequences of passes our method is fully-automatic and can learn to achieve any sort of a trade-off

¹<https://releases.llvm.org/10.0.0/tools/clang/docs/CommandGuide/clang.html#code-generation-options>, Access date: 22.06.2020

given the correct reward function. Constructing such a reward function for the size of the binary or the runtime is trivial, as discussed in Section III-B.

The majority of existing machine learning methods to compiler optimization tackle the problem of autotuning. This means that they depend on dynamic runtime information and require at least one run of the source program to make a prediction. Apart from this, some of these methods rely on static features extracted from the source code, such as tokens [5], IR [2], etc. In contrast to these methods we abandon the dependence on the dynamic features and aim to achieve the best-possible performance by only using the static features extracted from the IR [2].

III. APPROACH

We first give a high level overview of our approach in Section III-A, before formally defining the problem in Section III-B. Then, we discuss the three levels of abstraction for actions we consider and the corresponding action spaces in Section III-C, before introducing the tools used to map actions to concrete LLVM passes in Section III-D. We finish by going over the functionality offered by the CORL framework in Section III-E.

A. Overview

The high-level overview of our approach is shown in Figure 1. The agent takes the IR of the source code as well as the initially empty history of actions and calculates the expected cumulative rewards for different actions. If the predicted reward of an action is positive then it is expected to eventually lead to a speedup, while the negative rewards are expected to result in a slowdown. To ensure this, the rewards are calculated as $\log(\text{speedup})$ during training. Next, the action with the highest reward is chosen and if its value is positive LLVM optimizer applies the chosen optimization(s) to the input IR. The produced IR alongside the updated history of actions is then fed into the agent once again and the cycle continues. Eventually, the cycle breaks when the highest predicted reward is negative or the maximum number of allowed optimizations is applied.

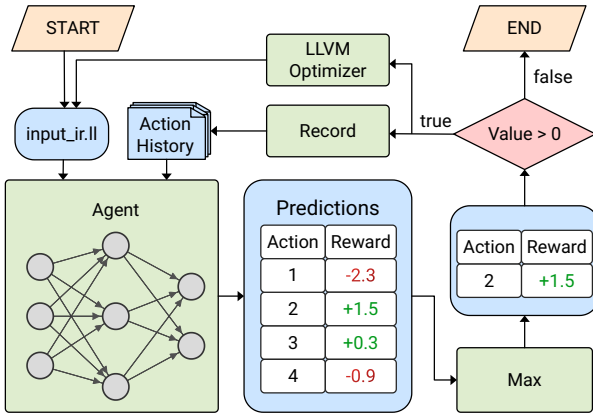


Fig. 1: The CORL workflow.

B. Problem Definition

We define the phase-ordering problem as a reinforcement learning problem. Since the IR of a source code carries only static information that we use to represent states, the states lack the Markovian property. Moreover, using embeddings produced by Ben-Nun et al. [2] results in a further loss of information about the IR such as immediate values of instructions. To enrich the state representation we supplement it with the history of actions performed by the agent.

For a set of all possible states S and actions A , our goal is to learn the value function $Q(s, a, w)$ parameterized with weights w , such that for any state $s \in S$ and action $a \in A$, the function predicts the highest cumulative reward attainable by taking that action. In order to learn the value function we enforce consistency:

$$Q(S_t, A_t, w) = R(S_t, A_t) + \gamma \max_{a \in A} Q(S_{t+1}, a, w) \quad (1)$$

In the equation, $R(S_t, A_t)$ is the reward awarded for taking action A_t in state S_t , after which the agent ends up in state S_{t+1} , and $\gamma \in [0, 1]$ is the discount factor for future rewards. Assuming that function $T(s)$ represents the runtime of the executable produced by compiling the IR corresponding to state $s \in S$, the reward for the action transitioning the agent from state S_t to state S_{t+1} is calculated as follows:

$$R = \ln \frac{T(S_t)}{T(S_{t+1})} \quad (2)$$

Representing the reward as the logarithm of the attained speedup or slowdown allows for the rewards to be accumulated across transitions. Notably, to train an agent to minimize the size of the produced binary instead of its runtime, one would only need to update the reward function. Specifically, the function $T(s)$ calculating the runtime of an executable would need to be replaced with another function calculating its size. Similarly, using both the runtime and the size of an executable in the reward calculation would stimulate the agent to learn the trade-off between the two.

In order to learn an approximation of a function $Q(s, a, w)$ we first initialize a deep residual neural network (DQN) with random weights w . Then, we use a replay memory to sample experiences each represented as a set $\{S_t, A_t, R, S_{t+1}\}$ and compute the loss (TD-error) of our DQN as the squared mean of the difference between the left and right sides of Equation 1.

C. Action Spaces

In order to produce an optimization sequence for a given IR an agent must decide on a chain of actions. To represent the actions, we experiment with three different levels of abstraction, which are illustrated in Figure 2. At the highest level of abstraction an action triggers a series of passes to be applied to an IR. At the middle level of abstraction each action corresponds to an individual pass. Finally, at the lowest level of abstraction an action might select a pass or a parameter value for an already selected pass. For high and middle level actions

the passes are initialized with pre-defined parameter values. The lower the level of abstraction for actions, the harder is the learning problem.

In this work we experiment with all three levels of abstraction. We label the action spaces produced by *high*, *middle* and *low* level actions as H , M , L respectively. The size of each action space has exponential dependence on the maximum allowed number of consecutive actions, which we designate as parameter μ . Selecting larger values for the parameters μ and γ allows an agent to learn the existence of rewards lying many steps ahead. However, having μ too large may unnecessarily complicate the learning problem if such long-term dependences among actions do not exist. Furthermore, compilation time potentially also increases proportionally to μ . Note that in action space L only actions selecting individual passes and not parameters contribute towards μ . Moreover, since only the last parameter selection for every pass with multiple parameters makes it possible to construct and evaluate a pass, all the preceding intermediate actions produce a reward of 0. Therefore, to allow the agent to learn the values of different parameter selections of a given pass the value of γ for all intermediate actions is set to 1.

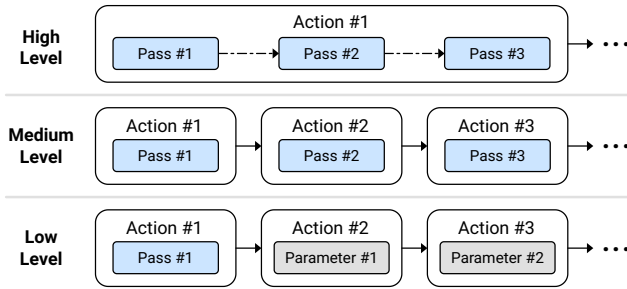


Fig. 2: Three levels of abstraction for actions.

D. Implementation

Some of the passes in LLVM's O3 sequence are initialized with non-default constructors, and are therefore impossible to replicate using the command line interface of the LLVM optimizer *opt*. To allow experimentation at the highest level of abstraction in action space H using the exact passes from LLVM's O3 sequence, we create a special optimizer *opt_corl*. This optimizer alters the functionality of *opt* by using one or more user-specified subsequences of passes out of O3 to optimize a given IR. Each subsequence of passes is specified using its starting and ending indexes within the O3 sequence.

Both *opt_corl* and *opt* allow experimentation in action space M . However, for the sake of generality, we only use *opt* for the action spaces M and L , since it allows us to specify both individual passes and set their parameters. When dealing with action space L , *opt* is only invoked when both pass and parameter selections have been finalized.

E. CORL Framework

The majority of reinforcement learning algorithms can be described as iterative processes with interchanging exploration

and exploitation steps performed in a loop. The sequential nature of these algorithms is usually not an issue for many reinforcement learning problems for which the exploration step completes in a short amount of time. Receiving a quick response to an action from the environment allows for fast generation of training data and consequently faster training [6], [7]. In contrast, for our problem the benchmarking step required to calculate the reward takes a relatively long time to complete. Therefore, waiting for the exploration step to finish before proceeding with the exploitation is suboptimal both in terms of the agent's training and efficient use of compute resources. To that end, we devise an algorithm which allows for the exploration and exploitation steps to be performed in parallel.

Figure 3 illustrates the essential elements of the CORL framework, which is designed as a client-server architecture. The server-side functionality is divided across several objects responsible for training agents, managing workers and replay memory, and visualizing progress. As part of the exploration process the *learner* object generates new tasks in the form of state-action pairs and sends them to the *manager* object. Afterwards, as part of exploitation process, the learner continuously samples batches of experiences from the *replay memory* and trains the agent. The manager distributes the tasks generated by the learner across *workers* and updates the replay memory with the newly-generated experiences. Both the learner and the manager run in separate server-side processes, allowing for exploration and exploitation to be performed in parallel. Below we describe the various functionalities of the CORL framework in a greater level of detail.

1) *Initialization*: The server-side logic starts with the manager scanning the source codes provided by the user and splitting them into training and validation sets. Then, the manager loads previously-saved IRs and transitions from the SQL database into memory and populates the replay memory with experiences. Afterwards, workers are utilized to produce and benchmark unoptimized *base* IR and its O3-level optimized version for every source code in the dataset if not already present in memory. All the data generated at this stage and during exploration is asynchronously saved to the database. Upon completing this step the initialization is finished and the learner starts exploration.

2) *Benchmarking*: A single exploration step involves applying selected pass(-es) to a given IR, producing a new IR, which is then benchmarked to calculate the reward. Benchmarking any program is prone to noise and based on our observations the variation in runtime in terms of percentage of deviation from the mean is itself dependent on runtime. For the source codes in our dataset the bigger the runtime the smaller is the observed variation. Therefore, to calculate the runtime of an IR a worker runs it between 20 and 1000 times, depending on its runtime, and sends the median runtime back to the manager. To hide the latency induced by benchmarking, we perform exploration in batches.

3) *Exploration*: To perform exploration we use an ϵ -greedy strategy. The value of ϵ is linearly-annealed throughout train-

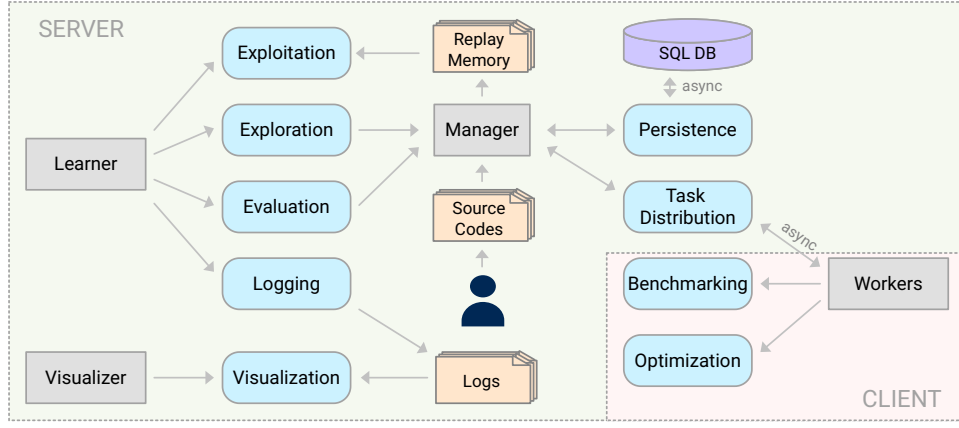


Fig. 3: Overview of the CORL framework.

ing. The agent starts every exploration step by sampling a batch of *base* states. These states correspond to unoptimized versions of the IR for every source code in the training set. For each sampled state an agent selects an action either greedily or randomly based on the toss of a coin. State-action pairs already present in memory are used to perform server-side state transitions and the exploration proceeds with the new state until the transition for a selected action is not yet present in memory. Finally, an assembled set of state-action pairs is sent to the manager and the agent proceeds to exploitation.

4) *Exploitation*: Before the exploitation process starts the replay memory has to be populated with a sufficient number of experiences. Once the replay memory is large enough, the learner starts to train the agent by minimizing the loss function described previously in Section III-B. To stabilize training we use fixed Q-targets which are updated once every τ steps. Every δ steps, where δ is a multiple of τ , the framework switches to evaluation mode, during which both exploration and exploitation halts and the agent’s performance is evaluated.

5) *Evaluation, Logging, and Visualization*: Evaluation is performed similarly to exploration, with two main differences. First, instead of sampling base states from the training set, the agent is evaluated in all of the base states in the dataset, including the validation set. Second, instead of letting the toss of a coin determine the chosen action, the agent always behaves greedily. The learner logs all of the data pertaining to a single run of the CORL framework, including evaluation and exploitation progress, to a separate file. The *visualizer* object continuously scans the logs directory and performs visualization using the VisDom framework².

IV. EVALUATION

We first explain the experimental setup in Section IV-A, before discussing the quality of the fit achieved by our agents in Section IV-B. Then, we introduce the metrics we use to evaluate the performance of our agents in Section IV-C.

²<https://github.com/facebookresearch/visdom>

TABLE I: The list of benchmarks and source codes used for evaluation.

Benchmark	Sources
Polybench	correlation.c covariance.c 2mm.c 3mm.c atax.c bigc.c cholesky.c doitgen.c gemm.c gemver.c gesummv.c mvt.c symm.c syr2k.c syrkc.c trisolv.c trmm.c durbin.c dynprog.c gramschmidt.c lu.c ludcmp.c floyd-warshall.c reg_detect.c adi.c fdttd-2d.c fdttd-apml.c jacobi-1d-imper.c jacobi-2d-imper.c seidel-2d.c
Linpack	linpack-pc.c
McGill	chomp.c misr.c queens.c
Dhrystone	dry.c fldry.c
Stanford	Bubblesort.c FloatMM.c IntMM.c Oscar.c Perm.c Puzzle.c Queens.c Quicksort.c RealMM.c Towers.c Treesort.c
Misc	dt.c evalloop.c fbench.c ffbench.c flops-1.c flops-2.c flops-3.c flops-4.c flops-5.c flops-6.c flops-7.c flops-8.c flops.c fp-convert.c himenobmtxpa.c lowercase.c mandel-2.c mandel.c matmul_f64_4x4.c ourafft.c perlin.c pi.c ReedSolomon.c revert-Bits.c richards_benchmark.c salsa20.c whetstone.c mandel-text.cpp oopack_v1p8.cpp sphereflake.cpp almbench.c huffbench.c lpbench.c smallpt.cpp
CoyoteBench	fannkuch.c n-body.c nsieve-bits.c partialsums.c puzzle.c recursive.c spectral-norm.c fasta.c
SmallPT	ackermann.c ary3.c fib2.c hash.c heapsort.c lists.c
BenchmarkGame	matrix.c methcall.c nestedloop.c objinst.c random.c sieve.c stratc.c ackermann.cpp fibo.cpp heapsort.cpp matrix.cpp methcall.cpp random.cpp except.cpp
Shootout	

We conclude with reviewing the results of our evaluation in Sections IV-D and IV-E.

A. Experimental Setup

The dataset for training our optimizing agents consists of 109 single-source benchmarks from the LLVM test suite. Single-source benchmarks were chosen as they provide a simple and convenient way of building and executing the benchmarks. The complete list of benchmarks and source codes is available in Table I. To speed-up experimentation we excluded top-four source codes with the longest runtime when dealing with action spaces M and L.

To execute optimization sequences we use LLVM optimizer version 3.8. The choice of this particular version is motivated by the ability to use pre-trained embeddings from the study by Ben-Nun et al. [2]. However, our approach can be used with the newer versions of the LLVM optimizer as well.

To define the action space H, we partition the O3 sequence of the LLVM optimizer into eight different actions, as shown in Table II. The division follows the observation that the optimization sequence consists of smaller logical subsequences ending with a `simplifycfg` pass. To allow a fair comparison of the results of our experiments we define the actions in spaces M and L using 42 unique transformation passes which are part of actions in space H. In action space M, the passes are initialized with the default parameter values, while in action space L agents also choose the parameter values. Table III lists the passes in action space L which have tunable parameters along with the values for these parameters. The value $\mu = 16$, the maximum number of actions, is used in all of the experiments.

For our experiments, we run the server-side and the client-side logic of the CORL framework on two different hardware architectures. Below we describe these architectures in detail.

1) *Server*: The server-side logic responsible for training the agents and distributing tasks to clients was run on a single server with two Intel(R) Xeon(R) Gold 6126 2.60GHz CPUs, 64GBs of main memory, two NVIDIA GeForce GTX 1080 Ti GPUs, and Ubuntu 16.04 LTS operating system. We trained our models using a single GPU.

2) *Client*: We ran the clients on the nodes of the Hardware Phases I and II of the Lichtenberg High Performance Computer. The nodes within Hardware Phases I and II each have two Intel(R) Xeon(R) E5-2670 CPUs and Intel(R) Xeon(R) E5-2680 v3 CPUs respectively, 64GBs of main memory, and run CentOS Linux version 7. Each node ran a single client at a time, with the number of clients dynamically changing throughout the runs as the workers were added and removed from the pool. Due to availability constraints experiments with action space H were performed on the nodes of Hardware Phase II while experiments with action spaces M and L were performed on the nodes of Hardware Phase I.

B. Convergence

To measure the quality of the fit achieved by our agents we record the mean value of the loss function for sampled batches of experiences throughout training. Figure 4 shows how the loss converges in all three action spaces. We achieve the best fit in the action space H with the relatively high value of $\gamma = 0.9$ which allows the network to account for long-term rewards when predicting the values of different actions. We use $\gamma = 0.5$ and increase the value of τ for larger action spaces to stabilize the training. While the loss converges in action space M, it diverges in action space L in spite of larger values of τ . The disadvantage of increasing τ is that the training time also increases proportionally. As can be observed from Figure 4c, using larger values of τ in action space L stabilizes training. However, it also prohibitively increases training time

TABLE II: Passes within the O3 sequence of the LLVM optimizer version 3.8, divided into eight different actions for experiments in the action space H.

Order	Pass	Action	Order	Pass	Action
0	tta	0	38	instcombine	5
1	verify		39	indvars	
2	tbaa		40	loop-idiom	
3	scoped-noalias		41	loop-deletion	
4	simplifycfg		42	loop-unroll	
5	sroa		43	mldst-motion	
6	early-cse		44	gvn	
7	lower-expect		45	memcpyopt	
8	targetlibinfo	1	46	sccp	6
9	tta		47	bdce	
10	forceatrs		48	instcombine	
11	tbaa		49	jump-threading	
12	scoped-noalias		50	correlated-propagation	
13	inferatrs		51	dse	
14	ipsccp		52	licm	
15	globalopt	2	53	adce	7
16	mem2reg		54	simplifycfg	
17	deadargelim		55	instcombine	
18	instcombine		56	barrier	
19	simplifycfg		57	rpo-functionattrs	
20	globals-aa		58	elim-avail-extern	
21	prune-eh		59	globals-aa	
22	inline	3	60	float2int	8
23	functionattrs		61	loop-rotate	
24	argpromotion		62	loop-vectorize	
25	sroa		63	instcombine	
26	early-cse		64	slp-vectorizer	
27	jump-threading		65	simplifycfg	
28	correlated-propagation		66	instcombine	9
29	simplifycfg		67	loop-unroll	
30	instcombine	4	68	instcombine	
31	tailcallelim		69	licm	
32	simplifycfg		70	alignment-from-assumptions	
33	reassociate	5	71	strip-dead-prototypes	
34	loop-rotate		72	globaldce	
35	licm		73	constmerge	
36	loop-unswitch				
37	simplifycfg				

and therefore we refrain from further experiments with even bigger values of τ .

C. Metrics

In order to evaluate the optimization potential of an agent we compare its performance with that of LLVM’s built-in O3 optimization sequence. To do that, we first calculate the speedup achieved by an agent on every source code in the dataset. Then we aggregate these values across training and validation sets by computing geometric means of speedup for source codes in the respective sets. We do similar calculations for LLVM’s O3 sequence and compare the computed metrics to evaluate the performance of an agent.

For an agent to learn the values of taking different actions, these actions have to be explored first. As the agent continuously explores its environment, it accumulates new experiences which potentially yield higher speedups. In other words, highest observed speedups on source codes in the dataset continue to grow over time. These values put an

TABLE III: Passes in the action space L that have tunable parameters. The first value is the default for each parameter.

Pass	Parameter	Values	Pass	Parameter	Values
loop-vectorize	vectorizer-maximize-bandwidth	[false, true]	slp-vectorizer	slp-vectorize-hor	[true, false]
	max-interleave-group-factor	[8, 6, 10]		slp-threshold	[0, 1, 2]
	enable-interleaved-mem-accesses	[false, true]		slp-vectorize-hor-store	[false, true]
	vectorizer-min-trip-count	[16, 8, 32, 64]		slp-max-reg-size	[128, 64, 256, 512]
	enable-mem-access-versioning	[true, false]		slp-schedule-budget	[100000, 50000, 200000]
	max-nested-scalar-reduction-interleave	[2, 1, 4]	inline	inlinecold-threshold	[275, 175, 225, 325, 400]
	enable-cond-stores-vec	[false, true]		inline-threshold	[275, 175, 225, 325, 400]
	enable-ind-var-reg-heur	[true, false]		inlinehint-threshold	[325, 175, 275, 225, 400]
	vectorize-num-stores-pred	[1, 2, 4]	loop-unswitch	with-block-frequency	[false, true]
	enable-if-conversion	[true, false]		threshold	[100, 60, 140]
	enable-loadstore-runtime-interleave	[true, false]		coldness-threshold	[1, 2, 3]
	loop-vectorize-with-block-frequency	[false, true]	indvars	liv-reduce	[true, false]
small-loop-cost	[20, 10, 30]	verify-indvars		[true, false]	
		replexitval		[cheap, never, always]	
simplifycfg	bonus-inst-threshold	[1, 2]	gvn	enable-pre	[true, false]
	phi-node-folding-threshold	[2, 3, 4]		enable-load-pre	[true, false]
	simplifycfg-dup-ret	[false, true]		max-recurse-depth	[1000, 2000, 3000]
	simplifycfg-sink-common	[true, false]	sroa	sroa-random-shuffle-slices	[false, true]
	simplifycfg-hoist-cond-stores	[true, false]		sroa-strict-inbounds	[false, true]
	simplifycfg-merge-cond-stores	[true, false]		jump-threading	implication-search-threshold
	simplifycfg-merge-cond-stores-aggressively	[false, true]	threshold		[6, 3, 9, 12]
	speculate-one-expensive-inst	[true, false]	loop-rotate	rotation-max-header-size	[16, 8, 32, 64]
max-speculation-depth	[10, 5, 20]	licm		disable-licm-promotion	[true, false]
loop-unroll	percent-dynamic-cost-saved-threshold	[20, 15, 25]	lower-expect	likely-branch-weight	[64, 32, 128]
	runtime	[false, true]		float2int	float2int-max-integer-bw
	allow-partial	[false, true]			
	max-iteration-count-to-analyze	[0, 10, 100, 1000, 10000]			
	dynamic-cost-savings-discount	[2000, 1500, 2500]			
threshold	[150, 75, 300, 600]				

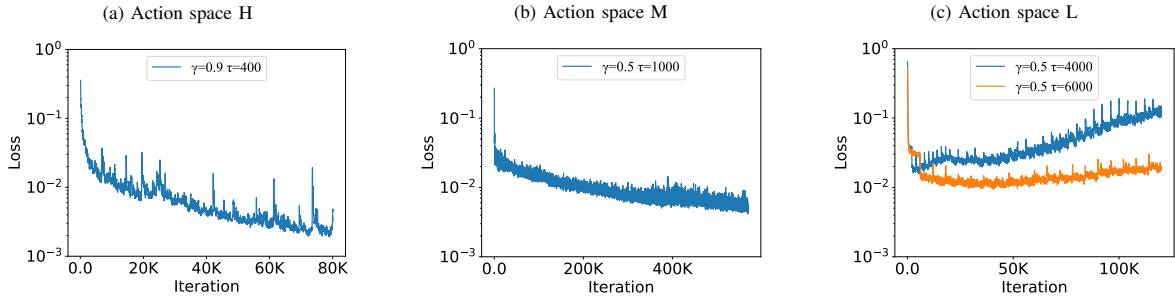


Fig. 4: From left to right, convergence of the loss value during training for action spaces H, M and L. Loss values are running means on logarithmic scale. As the size of the action space increases, the quality of the fit achieved by our model decreases. For action space L, the loss value diverges even despite increasing parameter τ .

upper bound on the agent’s performance and enable us to tell how close it is to the best possible one. Therefore, during evaluation we also record the highest observed speedup for every source code in the dataset. Below we first present the results for aggregate metrics before showing the performance of our agents on individual source codes.

D. Aggregate Results

As can be observed in Figure 5a the agent learns to outperform the O3 strategy on the training set in action space H, achieving an average speedup of 2.24x over the unoptimized version, while the O3 sequence achieves an average speedup

of around 2.17x. The agent’s performance is nearly 95% of the observed best-possible performance, which confirms that the model achieves a good fit on the training data. Figure 5d shows that, while the validation set performance also increases over time, it only approaches the performance of the O3 strategy, achieving an average speedup of 2.38x over the unoptimized version versus the 2.67x average speedup achieved by O3. The growing best-observed performance on the validation set shows that by behaving greedily the agent independently discovers states corresponding to IRs with lower runtime than those produced by O3. As we will see later, while the agent seldom significantly outperforms the O3 strategy, it fails to be equally robust across all the source codes. We attribute

TABLE IV: Top 5 best and worst performances on individual programs of an agent trained in action space H.

Dataset	Source Code	Action Sequence	O3	Speedup	
				Agent	Agent vs O3
Training	floyd-warshall.c	4→7→7→6→6→6→6→6→6→6→4→6→6→6→6→6	4.55x	3.19x	0.70x
	reg_detect.c	5→5→0→5→1→0→0→0→0→0→0→0→0→0→0→0	4.81x	3.61x	0.75x
	flops-5.c	4→7→7→4→4→4→7→7→7→4→4→7→4→4→4→4	1.55x	1.25x	0.81x
	fdtd-apml.c	4→4→1→4→4→1→7→7→1→7→1→1→1→1→1→1	1.13x	0.95x	0.84x
	FloatMM.c	2→4→0→2→2→2→2→6→6→6→6→5→6→6→6→6→1→1	4.56x	3.88x	0.85x
	ary3.c	1→6→1→1→1→1→1→1→1→1→1→1→1→1→1→1	5.45x	6.85x	1.26x
	himenobmtxpa.c	1→4→4→0→5→0→0→3→0→3→3→0→0→0→0→0	1.38x	1.82x	1.32x
	perlin.c	0→4→6→2→2→4→2→2→2→4→2→2→2→2→4→2	1.85x	2.55x	1.38x
	puzzle.c	1→6→2→7→3→7→3→7→2→7→3→2→7→2→2→4	6.80x	12.82x	1.89x
	Bubblesort.c	0→4→7→5→5→3→3→3→0→6→6→3→3→3→6→6	1.35x	2.74x	2.03x
Validation	recursive.c	1→6→6→6→6→6→6→6→6→6→6→6→5→6→6→0→0	2.96x	1.47x	0.50x
	dt.c	7→6→2→0→0→0→0→1→1→0→0→0→0→0→0→0	2.00x	1.01x	0.51x
	fib2.c	0→2→6→2→2→2→2→2→2→2→2→2→2→2→2→2	1.65x	0.96x	0.58x
	ourafft.c	3→4→6→3→3→3→3→3→3→3→3→3→3→3→3→3	2.99x	1.79x	0.60x
	ackermann.c	6→7→3→6→6→7→7→7→3→6→7→6→1→2→2→2	6.95x	5.87x	0.84x
	durbin.c	5→0→4→0→0→0→0→0→0→0→0→0→0→0→0→0	1.80x	1.81x	1.01x
	pi.c	1→6→5→1→5→1→5→6→5→5→5→5→6→5→6→5	1.28x	1.38x	1.08x
	flops-7.c	0→1→2→2→2→0→1→1→1→1→1→1→1→1→1→1	1.00x	1.23x	1.23x
	jacobi-1d-imper.c	1→0→7→6→5→3→3→3→3→2→3→5→3→0→0→0	2.47x	3.03x	1.23x
	dynprog.c	4→5→4→5→0→5→5→7→3→5→1→3→3→3→3→3	2.91x	3.85x	1.32x

this mainly to a lack of diversity in the distribution of source codes in our training set and believe that having a larger more diverse training set would likely solve the issue. Nonetheless, that we were able to discover the IRs with lower runtime by re-arranging sub-sequences of passes comprising LLVM’s O3 routine shows that it is far from optimal.

At every step in action space M, our agent has to choose one of 42 actions, each corresponding to a particular LLVM pass. Since this space is much larger than space H it takes much longer for the agent to discover advantageous states. Figure 5b shows that after more than forty evaluation steps, which includes nearly six days of exploration within that period, the agent is able to observe experiences yielding the same average speedup over the baseline as the O3 sequence. During this time the agent continuously improves its performance on the training set and given enough time is likely to achieve and surpass the performance of the O3 strategy. However, its performance on the validation set does not seem to improve as seen in Figure 5e. Therefore, in view of the limited access to compute resources, we terminate the experiment in action space M after 56 evaluations. We believe that given a larger number of actions in space M when compared to H it is easier for the agent to memorize action sequences yielding high speedups on specific source codes in the training set. Similar to action space H, increasing the size and diversity of the training set is likely to force the agent to generalize and achieve better performance on the validation set.

Given that in our experiments in the action space L the loss function diverges, we do not see any meaningful improvement in agent’s performance during the evaluation, as shown in Figures 5c and 5f.

E. Performance on Individual Programs

To examine the behavior of an agent trained in action space H on individual source codes, we record the sequence of actions chosen by the model for every program. This allows us to verify that the model does indeed produce a different optimization strategy for different programs. Furthermore, we calculate the speedup achieved by our agent and LLVM’s O3 strategy over the unoptimized base version of the IR of every source code in our dataset. Table IV presents top five best and worst performance results in both training and validation sets.

By observing the results we can conclude that the agent does indeed produce specialized optimization strategy for every source code. Interestingly, the agent utilizes the balance of $\mu = 16$ available actions to the fullest in almost all cases. This means that in most cases the agent predicts at least one action to have a value higher than 1. Although the IR itself does not necessarily change as a result of every action, the history of actions is always updated to store the latest action. Since the state consists of both the IR and the history of actions, it changes after every action of the agent. Therefore we stop sampling the agent only when all of the actions are predicted to lead to slowdown, i.e., have value 0 or less, or after the maximum number of actions μ is taken.

V. RELATED WORK

Compiler optimization problem has been in focus of research community for several decades, with earliest works dating back to late 1970s [8]. Its subproblems of various complexity, ranging from the simplest, parameter value selection, to the most complex, phase-ordering, were tackled via different classes of methods [9]. Among these methods are iterative search techniques [10], genetic algorithms [11]–

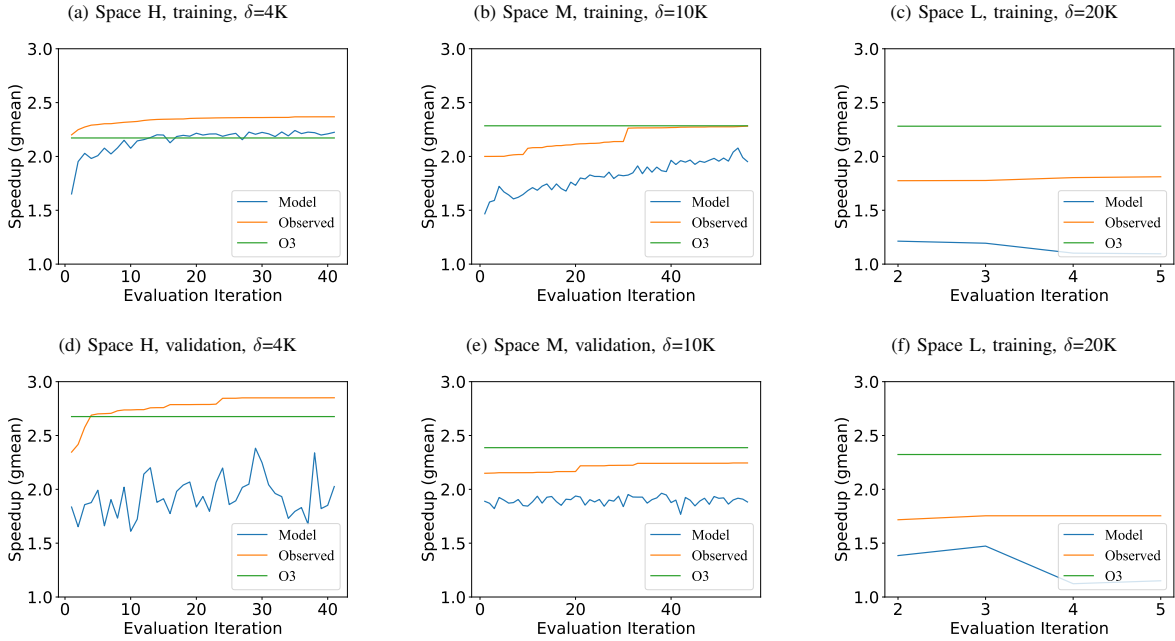


Fig. 5: Aggregate speedups in all three action spaces. The three curves in every plot show the average performance of a model, the average of the best observed performance on every program in the specified set and the average performance of LLVM’s O3 sequence.

[13], and machine learning methods [3], [4] with deep learning methods gaining popularity in recent years [5], [14].

In order to leverage the advantages of (deep) machine learning methods when it comes to compiler optimization, several challenges need to be addressed: (i) correctly defining the learning problem, (ii) choosing or building the right set of features to represent the program, (iii) generating the dataset for training, and (iv) selecting the right neural network architecture which is both expressive enough to learn the task and allows efficient training. The learning problem is defined as either an unsupervised learning problem, often used to learn features [2], [5], [14], [15], a supervised learning problem [4], [5], or a reinforcement learning problem [3]. A set of features includes statically-available ones, such as code token sequences [5], [16], [17], abstract syntax trees (AST) and AST paths [18]–[20], IRs and learned representations built on top of IRs [2], [14], [15], [21]–[23]. An additional set of features includes the problem size [5] and dynamic performance counters [24]. Training data is often generated manually for supervised learning methods [4], [5], while reinforcement learning methods use initial training set to generate data via exploration [3]. Unsupervised learning methods can take the advantage of the large code corpora available online [2], [14]. There also exist methods for automatic generation of training data using deep neural networks [17].

Our work is most similar to the approach by Kulkarni et al. [3], who also use reinforcement learning and train a neural network to tackle the phase-ordering problem. However, important differences from the above work are the following:

(i) our approach does not depend on dynamic features and therefore does not require a program to be run to make a prediction, (ii) the search space of possible optimizations considered in our work is much larger, (iii) our approach depends on the IR of the program and is therefore agnostic to the front-end language a program is written in, and (iv) instead of NEAT, we use gradient-based optimization to train our neural network.

Ashouri et al. [4] developed the MiCOMP framework to tackle the phase-ordering problem by first clustering LLVM passes composing the O3 sequence of the LLVM optimizer and then using a supervised learning approach to devise an iterative compilation strategy which outperforms the O3 sequence within several trials. Similar to Kulkarni et al. [3], they use dynamic features and consider a smaller search space of size 5^6 compared to 8^{16} , which is the size of H, the smallest action space considered in our work.

VI. CONCLUSION

We formulated compiler phase-ordering as a deep reinforcement learning problem and developed the CORL framework, which allows for efficient training of optimizing agents. Our approach is fully automatic and relies only on the initial supply of a dataset of programs. We were able to train the agents which surpass the performance of LLVM’s hard-coded O3 optimization sequence on the observed set of source codes and achieve competitive performance on the validation set, gaining up to 1.32x speedup over the O3 sequence with previously unseen programs. We believe these results exhibit the big

potential of deep reinforcement learning in tackling phase-ordering problem of compilers.

Our approach has several shortcomings, which we plan to address in the future. Firstly, increasing the size of the dataset to include a more diverse set of source programs might be enough to achieve superior performance compared with the hard-coded optimization strategy. Next, using higher-quality embeddings for the IR and the appropriate neural architecture can result in more efficient and robust optimizing agents. Finally, optimizing the agents' training procedure could allow for similar results to be achieved in higher dimensional action spaces.

ACKNOWLEDGMENTS

This work is supported by the Graduate School CE within the Centre for Computational Engineering at Technische Universität Darmstadt and by the Hessian LOEWE initiative within the Software-Factory 4.0 project. The calculations for this research were conducted on the Lichtenberg Cluster of TU Darmstadt.

REFERENCES

- [1] Z. Gong, Z. Chen, J. Szaday, D. Wong, Z. Sura, N. Watkinson, S. Maleki, D. Padua, A. Veidenbaum, A. Nicolau, and J. Torrellas, "An empirical study of the effect of source-level transformations on compiler stability," in *OOPSLA*, vol. 2, 2018, pp. 126:1–126:29.
- [2] T. Ben-Nun, A. S. Jakobovits, and T. Hoefler, "Neural code comprehension: A learnable representation of code semantics," in *Advances in Neural Information Processing Systems 31*, S. Bengio, H. Wallach, H. Larochelle, K. Grauman, N. Cesa-Bianchi, and R. Garnett, Eds. Curran Associates, Inc., 2018, pp. 3585–3597.
- [3] S. Kulkarni and J. Cavazos, "Mitigating the compiler optimization phase-ordering problem using machine learning," in *Proceedings of the ACM international conference on Object oriented programming systems languages and applications*, 2012, pp. 147–162.
- [4] A. H. Ashouri, A. Bignoli, G. Palermo, C. Silvano, S. Kulkarni, and J. Cavazos, "Micomp: Mitigating the compiler phase-ordering problem using optimization sub-sequences and machine learning," *ACM Trans. Archit. Code Optim.*, vol. 14, no. 3, pp. 29:1–29:28, Sep. 2017.
- [5] C. Cummins, P. Petoumenos, Z. Wang, and H. Leather, "End-to-end deep learning of optimization heuristics," in *26th International Conference on Parallel Architectures and Compilation Techniques, PACT 2017, Portland, OR, USA, September 9-13, 2017*, pp. 219–232.
- [6] V. Mnih, K. Kavukcuoglu, D. Silver, A. Graves, I. Antonoglou, D. Wierstra, and M. A. Riedmiller, "Playing atari with deep reinforcement learning," *CoRR*, vol. abs/1312.5602, 2013.
- [7] D. Silver, A. Huang, C. J. Maddison, A. Guez, L. Sifre, G. Van Den Driessche, J. Schrittwieser, I. Antonoglou, V. Panneershelvam, M. Lanctot *et al.*, "Mastering the game of go with deep neural networks and tree search," *Nature*, vol. 529, no. 7587, pp. 484–489, 2016.
- [8] B. W. Leverett, R. G. Cattell, S. O. Hobbs, J. M. Newcomer, and A. H. Reiner, "An overview of the production quality compiler-compiler project," Carnegie-Mellon University, Department of Computer Science, Tech. Rep., 1979.
- [9] A. H. Ashouri, W. Killian, J. Cavazos, G. Palermo, and C. Silvano, "A survey on compiler autotuning using machine learning," *ACM Computing Surveys (CSUR)*, vol. 51, no. 5, pp. 1–42, 2018.
- [10] F. Bodin, T. Kisuki, P. Knijnenburg, M. O'Boyle, and E. Rohou, "Iterative compilation in a non-linear optimisation space," 1998.
- [11] K. D. Cooper, P. J. Schielke, and D. Subramanian, "Optimizing for reduced code space using genetic algorithms," in *Proceedings of the ACM SIGPLAN 1999 workshop on Languages, compilers, and tools for embedded systems*, 1999, pp. 1–9.
- [12] K. D. Cooper, D. Subramanian, and L. Torczon, "Adaptive optimizing compilers for the 21st century," *The Journal of Supercomputing*, vol. 23, no. 1, pp. 7–22, 2002.
- [13] P. Kulkarni, S. Hines, J. Hiser, D. Whalley, J. Davidson, and D. Jones, "Fast searches for effective optimization phase sequences," *ACM SIGPLAN Notices*, vol. 39, no. 6, pp. 171–182, 2004.
- [14] C. Cummins, Z. V. Fisches, T. Ben-Nun, T. Hoefler, and H. Leather, "Programl: Graph-based deep learning for program optimization and analysis," *arXiv preprint arXiv:2003.10536*, 2020.
- [15] A. Brauckmann, A. Goens, S. Ertel, and J. Castrillon, "Compiler-based graph representations for deep learning models of code," in *Proceedings of the 29th International Conference on Compiler Construction*, 2020, pp. 201–211.
- [16] M. Allamanis and C. A. Sutton, "Mining source code repositories at massive scale using language modeling," in *Proceedings of the 10th Working Conference on Mining Software Repositories, MSR '13, San Francisco, CA, USA, May 18-19, 2013*, 2013, pp. 207–216.
- [17] C. Cummins, P. Petoumenos, Z. Wang, and H. Leather, "Synthesizing benchmarks for predictive modeling," in *CGO*, 2017, pp. 86–99.
- [18] H. K. Dam, T. Pham, S. W. Ng, T. Tran, J. Grundy, A. Ghose, T. Kim, and C.-J. Kim, "A deep tree-based model for software defect prediction," *arXiv preprint arXiv:1802.00921*, 2018.
- [19] U. Alon, M. Zilberstein, O. Levy, and E. Yahav, "A general path-based representation for predicting program properties," *ACM SIGPLAN Notices*, vol. 53, no. 4, pp. 404–419, 2018.
- [20] —, "code2vec: Learning distributed representations of code," *Proceedings of the ACM on Programming Languages*, vol. 3, pp. 40:1–40:29, 2019.
- [21] R. Aggarwal, S. Jain, M. S. Desarkar, R. Upadrasta, Y. Srikant *et al.*, "Ir2vec: A flow analysis based scalable infrastructure for program encodings," *arXiv preprint arXiv:1909.06228*, 2019.
- [22] E. Park, J. Cavazos, and M. A. Alvarez, "Using graph-based program characterization for predictive modeling," in *Proceedings of the Tenth International Symposium on Code Generation and Optimization*, ser. CGO '12. New York, NY, USA: ACM, 2012, pp. 196–206.
- [23] M. Allamanis, M. Brockschmidt, and M. Khademi, "Learning to represent programs with graphs," *CoRR*, vol. abs/1711.00740, 2017.
- [24] J. Cavazos, G. Fursin, F. Agakov, E. Bonilla, M. F. O'Boyle, and O. Temam, "Rapidly selecting good compiler optimizations using performance counters," in *International Symposium on Code Generation and Optimization (CGO'07)*. IEEE, 2007, pp. 185–197.