

Using Multi-Resolution Feature Maps with Convolutional Neural Networks for Anti-Spoofing in ASV

Qiongqiong Wang, Kong Aik Lee, Takafumi Koshinaka

Biometrics Research Laboratories
NEC Corporation, Japan

q-wang@nec.com

Abstract

This paper presents a simple but effective method that uses multi-resolution feature maps with convolutional neural networks (CNNs) for anti-spoofing in automatic speaker verification (ASV). The central idea is to alleviate the problem that the feature maps commonly used in anti-spoofing networks are insufficient for building discriminative representations of audio segments, as they are often extracted by a single-length sliding window. Resulting trade-offs between time and frequency resolutions restrict the information in single spectrograms. The proposed method improves both frequency resolution and time resolution by stacking multiple spectrograms that are extracted using different window lengths. These are fed into a convolutional neural network in the form of multiple channels, making it possible to extract more information from input signals while only marginally increasing computational costs. The efficiency of the proposed method has been conformed on the ASVspoof 2019 database. We show that the use of the proposed multi-resolution inputs consistently outperforms that of score fusion across different CNN architectures. Moreover, computational cost remains small.

1. Introduction

While Automatic speaker verification (ASV) offers flexible biometric authentication and has been increasingly employed in such telephone-based services as telephone banking, in forensics, at call centers, and in much mass-marketing of consumer products, its reliability depends on its resilience to intentional circumvention, i.e., spoofing, as is true of any biometric technology [1].

Attention to spoofing detection has increased significantly with the dramatically increased use of biometric technology, and effective anti-spoofing technology is essential for the commercial use of ASV in biometric authentication. There are four types of spoofing attacks w.r.t. to ASV: impersonation, replay, text-to-speech speech synthesis [2], and voice conversion [3], among which replay is easiest to implement and the hardest to detect.

ASVspoof Challenges have been driving efforts on anti-spoofing measures [4–7]. ASVspoof 2015 [5] focused on promoting awareness and fostering solutions to spoofing attacks generated from speech synthesis and voice conversion, while ASVspoof 2017 [6] focused on replay attacks. ASVspoof 2019 [7] addressed both logical and physical access scenarios and further extended datasets in terms of spoofing technology, numbers of conditions and volumes of data.

The ASVspoof Challenges have resulted in significant findings. Constant-Q cepstral coefficient (CQCC) [8] fea-

tures, which use constant-Q transforms (CQTs) rather than Fast Fourier Transforms (FFTs) to process speech signals, perform better than ordinary Mel-frequency cepstral coefficients (MFCCs). CQCC with Gaussian Mixture Models (GMMs) [9] is now a standard system used in spoofing detection for ASV. In [10], Cochlear filter cepstral coefficients (CFCCs) and changes in instantaneous frequencies (CFCCIFs) have been proposed for training two simple GMM classifiers for the detection of genuine and spoofing speech.

Recently, the use of high time-frequency resolution features has become a popular approach [10–12]. Higher accuracy has been achieved by directly using CQT spectrograms, from which CQCC features are extracted, together with deep neural networks (DNNs).

The use of convolutional neural networks (CNNs) has been shown to perform much better than using GMM directly [13–16]. Light CNNs (LCNNs) with a max-feature-map (MFM) activation function [16, 17] extract significantly high-level embeddings from log-power spectrograms, which are obtained via CQT or FFT [13, 16]. When binary classes are well-separable in a high-level feature space, it is useful to employ simple two-class GMMs to obtain log-likelihood ratios (LLRs).

Feature map extraction is essential in speech processing tasks, including spoofing detection. Utilizing only one type of acoustic feature is insufficient for detecting global spoofing factors when facing unseen spoofing speech [18]. From a given audio segment, more than one acoustic feature map can often be extracted. Different settings used in the extraction of feature maps will result in the obtaining of differing information. For example, FFT spectrograms [19] extracted with different window lengths contain spectral information having resolutions that differ on higher and lower frequency bands, and multiple FFT spectrograms might be obtained by using different window lengths in the extractions. A longer window length will lead to higher resolution in terms of frequency and lower in terms of time. Conversely, a shorter window length will result in higher resolution in terms of time but lower in terms of frequency. It may be difficult, if not impossible, to determine the one type of acoustic feature maps that will be best for spoofing detection, particularly when different neural network structures are used. The trade-off between time and frequency resolution makes it difficult to extract sufficient information with one FFT spectrogram alone. This is also true for other acoustic feature maps, such as CQT and MFCC, for which using just one extraction configuration will limit the amount of information obtained, and the use of multiple acoustic feature maps is needed to alleviate the problem. In general, different feature maps compliment one another and help obtain information that is more highly discriminative.

Feature fusion and score fusion make use of the multiple feature maps. Feature fusion, a.k.a. early fusion, includes feature map concatenation along a single dimension, such as a time or frequency dimension. Linear interpolation is an alternative feature fusion method. Score fusion, a.k.a. late fusion, can be used to fuse scores produced from systems using individual feature maps. However, score fusion can be computationally costly since it needs to train neural networks for multiple times. In addition, when scores are fused, weights need to be determined in advance, which may not be easy to do since optimum weights often differ depending on the application being used.

We propose a simple but effective method that uses multi-resolution feature maps for anti-spoofing in deep neural networks. It stacks multiple feature maps of the same dimensionality into a three-dimension input for deep neural networks. Our aim is to alleviate the problem that the feature maps commonly used in anti-spoofing networks are insufficient for building discriminative representations of audio segments, as they are often extracted by a fixed-length sliding window. With our proposed method, multi-resolution feature maps are fed into neural networks in the form of multiple channels. This makes it possible to extract more information from input signals with relatively little computational cost. The efficiency of the proposed method has been confirmed on the ASVspoof 2019 database [7]. We show that the used of the proposed multi-resolution inputs consistently outperforms that of score fusion across different DNN architectures. Moreover, the computational cost remains small.

The remainder of this paper is organized as follows: Section 2 describes feature extraction commonly used in spoofing detection and the proposed multi-resolution feature maps combined with CNNs. Section 3 describes our experimental setup, results, and analyses; and Section 4 summarizes our work.

2. Proposed System

2.1. Feature Extraction

In this paper we use Fast Fourier Transforms (FFTs) [13] for spoofing detection.

2.1.1. Fast Fourier Transforms (FFTs)

An FFT performs a Fourier Transform on a short segment that has been extracted from a longer data record upon its multiplication with a suitable window function. A sliding window is applied repetitively in order to analyze the local frequency content of the longer data record as a function of time [19]. The FFT is essentially a filter bank. The Q factor is a measure of the selectivity of each filter and is defined as the ratio between the center frequency f_k and the bandwidth δf :

$$Q = \frac{f_k}{\delta f} \quad (1)$$

In the FFT, the bandwidth of each filter is constant and related to the window function. The Q factor thus increases when moving from low to high frequencies since the absolute bandwidth f is identical for all filters. This is in contrast to the human perception system, which is known to approximate a constant Q factor between 500Hz and 20kHz [20].

2.1.2. Feature Engineering

We have followed the work in [21] in creating a unified feature map for use as input to CNN models.

Since the lengths of evaluation utterances are usually not

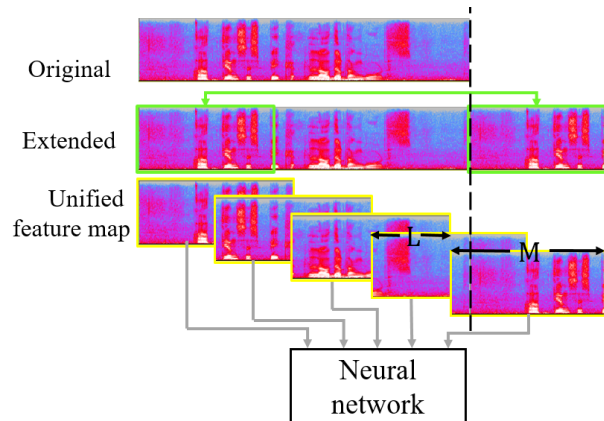


Figure 1: Illustration of the Unified Feature Map approach. Each feature map contains M frames, and the overlap between two feature maps consists of L frames.

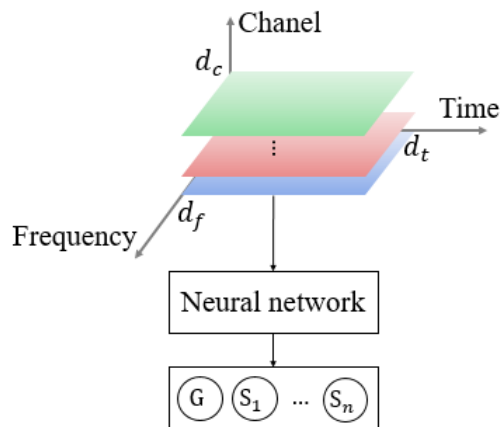


Figure 2: Illustration of the proposed deep learning using multi-resolution feature map input. Output node “ G ” represents “genuine class”. “ S_i ” represents the i^{th} spoofing class.

known beforehand, all utterances are extended in training and evaluation datasets to the minimal multiple of M frames by repeating the audio segments, as illustrated in Figure 1. The extended feature map is then broken down into segments of M frames. The segments have an overlap of L frames.

2.2. Multi-Resolution Feature Maps for CNNs

Feature map extraction is essential in speech processing tasks, including spoofing detection. Utilizing only one kind of acoustic feature is insufficient for capturing global spoofing factors when facing unseen spoofing speech [18]. Multiple feature maps for a single audio are often available. For example, multiple FFT spectrograms can be extracted from a single audio segment by using different window lengths. However, it is difficult, if not impossible, to determine which of the feature maps would be best for spoofing detection. As we have previously noted, a longer window length leads to an FFT spectrogram with higher resolution in terms of frequency and lower resolution in terms of time, while the converse is true for a shorter window. The trade-off between time and frequency resolution makes it difficult to extract sufficient information with a single FFT, as is

Table 1: Model parameters of ResNet18 and SENet50. BN stands for a bottleneck residual block. Basic and Bottleneck residual blocks are described in the original ResNet [22]

Model	Config.	Block1	Block2	Block3	Block4
ResNet18	unit type	Basic	Basic	Basic	Basic
	num. of unit	2	2	2	2
	channels	16	32	64	128
SENet50	unit type	BN	BN	BN	BN
	num. of unit	3	4	6	3
	channels	16	32	64	128

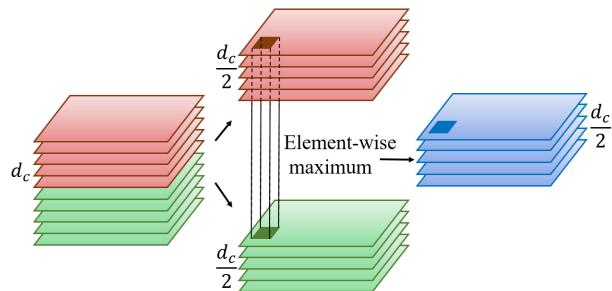


Figure 3: MFM for convolutional layers.

Table 2: LCNN structure. MFM stands for max-Feature-map activation.

Type	Filter	Stride	Channel
Conv1	5×5	1×1	32
MFM1	-	-	16
MaxPool1	2×2	2×3	16
Conv2a	1×1	1×1	32
MFM2a	-	-	16
Conv2b	3×3	1×1	48
MFM2b	-	-	24
MaxPool2	2×2	2×3	24
Conv3a	1×1	1×1	48
MFM3a	-	-	24
Conv3b	3×3	1×1	64
MFM3b	-	-	32
MaxPool3	2×2	2×3	32
Conv4a	1×1	1×1	64
MFM4a	-	-	32
Conv4b	3×3	1×1	32
MFM4b	-	-	16
MaxPool4	2×2	2×3	16
Conv5a	1×1	1×1	32
MFM5a	-	-	16
Conv5b	3×3	1×1	32
MFM5b	-	-	16
MaxPool5	2×2	2×3	16
FC6	Output: 64×2		
MFM6	Output: 64		
FC7	Output: 10		

also true for such other feature maps as CQT and MFCC, while multiple feature maps can be used compliment one another.

We propose the use of multi-resolution feature maps, which consist of a stack of multiple feature maps of the same dimensionality, into three-dimension inputs for convolutional neural networks (CNNs), as is shown in Figure 2. The modification to network is simple. We need to change only the configuration (input \times output) of the first convolutional layer from $(1 \times c_1)$ to $(n_c \times c_1)$, where n_c is the number of feature maps in the input of CNNs and c_1 is the number of output dimensions of the first convolutional layer. Thus, the increase in the number of parameters will be small, as the first convolutional layer generally contains a few hundred output nodes. Such increments are negligible in comparison to the total number of neural network parameters, which is usually on the order of millions.

3. Experiments

3.1. Experimental Settings

The experimental data used in this study was the Physical Access (PA) subset of ASVspoof 2019 Challenge [7]. It contained 48,600 spoofed and 5,400 bonafide utterances in the training partition, as well as 24,300 spoofed and 5,400 bonafide utterances in the development partition. The spoofed utterances were recorded under 27 different acoustic configurations and 9 replay configurations.

To extract acoustic features (here, FFT spectrograms), we used window lengths of 18ms, 25ms, and 30ms. The FFT spectrogram dimension was 257×400 . All FFT spectrograms were extracted using the Kaldi speech toolkit [23].

The length of segments was set to $M = 400$, and the overlap between two segments was set to $L = 200$. In training, each segment was counted equally in loss calculations. This may not be the best way for optimization since longer utterances had higher weights in optimization. In the future, all utterances should ideally be treated equally. In our evaluations, the score for each utterance was calculated by averaging DNN outputs over all segments of the utterance.

Experiments were carried out using the following three CNN variants: (1) ResNet18 [22, 24]; (2) SENet50 (Squeeze-Excitation Network) [24]; and (3) Light CNN (LCNN) [16]. The model parameters and architectures of ResNet18 and SENet50 are shown in Table 1. The basic and bottleneck residual blocks are described in the original ResNet paper [22]. LCNN is a kind of CNN with Max-Feature-MAP (MFM) activation. Its architecture and model parameters are shown in Table 2. The use of MFM allowed us to reduce CNN channels by half, which explains the use of the term Light CNN (see Figure 3). For details, please see [16, 17]. ResNet18 and SENet50 have been shown in [24] to be effective. LCNN worked the best in the ASVspoof 2017 replay detection [16] and was ranked highly in the ASVspoof 2019 challenge. That is why we chose these three neural networks to evaluate our proposed method. All three were trained using 64 segments in each mini-batch.

In network optimization, we followed the optimization schemes described in [24] for training all three of the DNN models described above. The output layer had 10 nodes representing a single bonafide condition and 9 spoofing conditions (different environments and methods of attack). For computing Equal Error Rates (EERs) during the evaluation stage, we took the log-probability of the bonafide class as the score for a given utterance.

The DNN models were optimized using an Adam optimizer with $\beta_1 = 0.9$, $\beta_2 = 0.98$, and a weight decay of 10^{-4} . The learning rate scheduler increased the learning rate linearly for

Table 3: *EER (%) of ASVspoof 2019 PA development and evaluation set using single feature maps with ResNet18, SENet50 and LCNN.*

Network	Feature map	Dev	Eval
ResNet18	18ms	6.44	6.36
	25ms	4.98	5.26
	30ms	5.33	4.98
SENet50	18ms	4.17	4.49
	25ms	4.24	4.46
	30ms	3.39	3.22
LCNN	18ms	10.19	10.69
	25ms	7.81	8.41
	30ms	8.70	8.68

the first 1000 warm-up steps and then decreased it proportionally to the inverse square root of the step number [25]. Finally, after every training epoch, we selected the best model on the basis of the EER of the development set.

3.2. Results and Analysis

We first compared spoofing detection EERs when using single feature maps of different resolutions in ResNet18, SENet50, and LCNN, as shown in Table 3. For different neural network architectures, the respective best performances were obtained with different feature maps. The FFT spectrograms extracted with 25ms and 30ms showed similar results in ResNet18, and significantly better than those with 18ms. For SENet50, however, FFT spectrograms with 18ms and 25ms gave similar results, while those with 30ms were best. For LCNN, the FFT spectrograms of 25ms gave the best performance, i.e., there may not be one single optimal FFT configuration for differing neural network structures.

Next, we applied the proposed multi-resolution feature maps as input to the CNNs. Results are shown in Table 4. In ResNet18, 2-resolution input showed, respectively, 22.7% to 31.9% and 12.2% to 21.5% lower EER in the development and evaluation sets as compared to the better of the two single-feature systems. 3-resolution input showed the best performance: 52.0% and 38.4% lower EER as compared to the best of the three single-feature systems.

For SENet50, 2-resolution input showed, respectively, 42.2% to 48.0% and 25.8% to 37.0% lower EER in the development and evaluation sets as compared to the better of the two single-feature systems. 3-resolution input showed the best performance: 57.5% and 45.3% lower EER as compared with the best of the three single-feature systems.

For LCNN, 2-resolution input of FFT spectrograms extracted using 18ms and 30ms sliding windows achieved the best performance in both the development and the evaluation sets, for which EER was lower by 42.8% and 22.9%, respectively.

When multiple feature map inputs are available, it is a straight-forward process to feed each feature map to a CNN and fuse the resulting scores at the late stage, i.e., to employ score fusion. Table 4 shows a performance-comparison between our proposed method and score fusion. Score fusion also resulted in better performance than that of the single-feature systems in Table 3. The proposed method was significantly better than score fusion in all cases in all the three networks, and particularly so in ResNet18 and SENet50. It not only showed significantly bet-

Table 4: *EER (%) of ASVspoof 2019 PA development and evaluation set using multi-resolution feature maps and score fusions (conventional method) with optimum weights.*

Network	Feature map	Proposed		Score fusion	
		Dev	Eval	Dev	Eval
ResNet18	18 25ms	3.85	4.62	4.89	5.06
	18 30ms	3.63	3.91	4.94	4.61
	25 30ms	3.48	3.94	4.54	4.56
	18 25 30ms	2.39	3.07	4.56	4.47
SENet50	18 25ms	2.17	2.90	3.36	3.61
	18 30ms	1.96	2.03	2.94	2.80
	25 30ms	1.88	2.39	3.13	3.04
	18 25 30ms	1.44	1.76	2.87	2.82
LCNN	18 25ms	6.20	7.98	7.74	8.26
	18 30ms	4.98	6.69	8.36	8.31
	25 30ms	5.72	7.50	7.63	7.88
	18 25 30ms	6.17	7.36	7.65	7.94

Table 5: *Comparison of parameter numbers in systems using single and multi-feature maps and score fusion.*

Network	System	Parameter Num.
ResNet18	1 map	701,808
	2 maps: proposed	+784
	2 maps: score fusion	+701,808
	3 maps: proposed	+1,568
	3 maps: score fusion	+1,403,616
SENet50	1 map	1,094,640
	2 maps: proposed	+784
	2 maps: score fusion	+1,403,616
	3 maps: proposed	+1,568
	3 maps: score fusion	+2,189,280
LCNN	1 map	73,504
	2 maps: proposed	+800
	2 maps: score fusion	+73,504
	3 maps: proposed	+1,600
	3 maps: score fusion	+147,008

ter spoofing detection accuracy but also offered computational cost nearly equivalent to that of the original neural networks.

As shown in Table 5, using the proposed 2-resolution feature maps only resulted in a parameter-number increase less than 0.12%, while the increase with use of the best 3-resolution feature maps was roughly 0.22%. Score fusion methods, as is well known, train two or more systems and fuse scores in the score level. This did not improve the performance significantly in our experiments, but it doubled or tripled the number of parameters, which means that our proposed method would be much more helpful in practical use.

4. Summary

This paper has presented a simple but effective method that uses multi-resolution inputs with convolutional neural networks for spoofing detection in ASV. Our aim is to alleviate the problem that the feature maps commonly used in anti-spoofing networks are likely to be insufficient for building discriminative representations of audio segments, as they are often extracted by fixed-length windows. With the proposed method, multi-resolution feature maps, which consist of a stack of multiple spectrograms,

are fed into CNNs in the form of a multi-channel input, resulting in automatic selection of optimal resolutions. The effectiveness of our proposed method has been confirmed on the ASVspoof 2019 Physical Access (PA) database with ResNet18, SENet50, and Light CNN. Experimental results show that use of 2-resolution feature maps results in EER lower by, respectively, nearly 21.5% and 37.0% with ResNet18 and SENet50 for the evaluation set, with only a 0.12% increase in the number of parameters. It also achieved the best performance in LCNN, resulting in an EER reduction of 22.9%. Use of 3-resolution feature maps showed the best performance for ResNet18 and SENet. It resulted in EER reductions of, respectively, 38.4% and 45.3% for the same datasets. In future work, we intend to add an attention mechanism that makes better use of multi-resolution feature maps. Other feature extractors, such as CQT, CQCC, and MFCC, are to be examined as well.

5. References

- [1] Z. Wu, N. Evans, T. Kinnunen, J. Yamagishi, F. Alegre, and H. Li, "Spoofing and countermeasures for speaker verification: A survey," in *Speech Communication* 66, 2015, pp. 130–153.
- [2] P. L. De Leon, M. Pucher, J. Yamagishi, I. Hernaez, and I. Saratxaga, "Evaluation of speaker verification security and detection of HMM-based synthetic speech," in *IEEE Transactions on Audio, Speech, and Language Processing*, 2012, pp. 2280–2290.
- [3] Z. Wu and H. Li, "Voice conversion versus speaker verification: an overview," in *APSIPA Transactions on Signal and Information Processing*, 2014.
- [4] N. W. Evans, T. Kinnunen, and J. Yamagishi, "Spoofing and countermeasures for automatic speaker verification," in *Proc. Interspeech*, 2013, pp. 925–929.
- [5] Z. Wu, T. Kinnunen, N. Evans, J. Yamagishi, C. Hanilci, M. Sahidullah, and A. Sizov, "ASVspoof 2015: the first automatic speaker verification spoofing and countermeasures challenge," in *Sixteenth Annual Conference of the International Speech Communication Association*, 2015.
- [6] H. Delgado, M. Todisco, M. Sahidullah, N. Evans, T. Kinnunen, K. Lee, and J. Yamagishi, "ASVspoof 2017 version 2.0: metadata analysis and baseline enhancements," in *Speaker Odyssey Workshop*, 2018.
- [7] Automatic Speaker Verification Spoofing and Countermeasures Challenge Evaluation Plan, "Available: <https://www.asvspoof.org/>," 2019.
- [8] M. Todisco, H. Delgado, and N. Evans, "A new feature for automatic speaker verification anti-spoofing: Constant Q cepstral coefficients," in *Speaker Odyssey Workshop*, 2016, pp. 249–252.
- [9] Reynolds D. A., Quatieri T. F., and Dunn R. B., "Speaker verification using adapted gaussian mixture models," in *Digital Signal Process*, 2000, pp. 19–41.
- [10] T. B. Patel and H. A. Patil, "Combining evidences from mel cepstral, cochlear filter cepstral and instantaneous frequency features for detection of natural vs. spoofed speech," in *Proc. Interspeech*, 2015, pp. 2062–2066.
- [11] G. Suthokumar, V. Sethu, C. Wijenayake, and E. Ambikairajah, "Modulation dynamic features for the detection of replay attacks," in *Proc. Interspeech*, 2018, pp. 691–695.
- [12] M. Sahidullah, T. Kinnunen, and C. Hanilci, "A comparison of features for synthetic speech detection," in *Proc. Interspeech*, 2015.
- [13] K. Sriskandaraja, V. Sethu, and E. Ambikairajah, "Deep siamese architecture based replay detection for secure voice biometric," in *Proc. Interspeech*, 2018, pp. 671–675.
- [14] F. Tom, M. Jain, and P. Dey, "End-to-end audio replay attack detection using deep convolutional networks with attention," in *Proc. Interspeech*, 2017, pp. 681–685.
- [15] Z. Chen, Z. Xie, W. Zhang, , and X. Xu, "ResNet and model fusion for automatic spoofing detection," in *Proc. Interspeech*, 2017, pp. 102–106.
- [16] G. Lavrentyeva, S. Novoselov, E. Malykh, A. Kozlov, O. Kudashev, and V. Shchemelinin, "Audio replay attack detection with deep learning frameworks," in *Proc. Interspeech*, 2017, pp. 82–86.
- [17] X. Wu, R. He, Z. Sun, and T. Tan, "A light CNN for deep face representation with noisy labels," in *IEEE Transactions on Information Forensics and Security*, 2018, pp. 2884–2896.
- [18] R. Li, M. Zhao, Z. Li, L. Li, and Q. Hong, "Anti-spoofing speaker verification system with multi-feature integration and multi-task learning," in *Proc. Interspeech*, 2019.
- [19] A. V. Oppenheim, R. W. Schaffer, and J. R. Buck, *Discrete-time Signal Processing*, Prentice-Hall, Inc., 1999.
- [20] B. C. J. Moore, *An Introduction to the Psychology of Hearing*, Academic Press, 2003.
- [21] C-I. Lai, A. Abad, K. Richmond, J. Yamagishi, N. Dehak, and S. King, "Attentive filtering networks for audio replay attack detection," in *IEEE International Conference on Acoustics, Speech and Signal Processing (ICASSP)*, 2019.
- [22] K. He, X. Zhang, S. Ren, and J. Sun, "Deep residual learning for image recognition," in *Proceedings of the IEEE Conference on Computer Vision and Pattern Recognition*, 2016, pp. 770–778.
- [23] D. Povey, A. Ghoshal, G. Boulianne, L. Burget, O. Glembek, N. Goel, M. Hannemann, P. Motlicek, Y. Qian, and P. Schwarz et al., "The Kaldi speech recognition toolkit," in *IEEE Signal Processing Society*, 2011.
- [24] C-I. Lai, N. Chen, J. Villalba, and N. Dehak, "ASSERT: Anti-spoofing with squeeze-excitation and residual networks," in *Proc. Interspeech*, 2019.
- [25] A. Vaswani, N. Shazeer, N. Parmar, J. Uszkoreit, L. Jones, A. N. Gomez, L. Kaiser, , and I. Polosukhin, "Attention is all you need," in *Advances in Neural Information Processing Systems*, 2017, pp. 5998–6008.