

Optimal Network Compression

Hamed Amini * Zachary Feinstein †

February 5, 2022

Abstract

This paper introduces a formulation of the optimal network compression problem for financial systems. This general formulation is presented for different levels of network compression or rerouting allowed from the initial interbank network. We prove that this problem is, generically, NP-hard. We focus on objective functions generated by systemic risk measures under systematic shocks to the financial network. We conclude by studying the optimal compression problem for specific networks; this permits us to study the so-called robust fragility of certain network topologies more generally as well as the potential benefits and costs of network compression.

Keywords: Systemic risk, financial networks, portfolio compression, genetic algorithm.

1 Introduction

The financial crisis 2007-2009 has highlighted the importance of network structure on the amplification of the initial shock to the level of the global financial system, leading to an economic recession. In response to market dysfunctions, the US congress enacted the largest regulations of financial market, in the form of the "Dodd-Frank Wall Street Reform and Consumer Protection Act" of 2010, to ensure financial stability and reduce systemic risk. Among the regulations is that the majority of over-the-counter (OTC) derivatives should be centrally cleared so as to reduce counterparty risk and ensure financial stability. Portfolio compression is another way to modify the financial network structure. Several parties in the network enter into a multi-lateral netting agreement to essentially reduce the gross exposures while keeping the net positions unchanged. The main provider of such systems is TriOptima [41], who have compressed over \$1.7 trillion in gross notional.

*Robinson College of Business, Georgia State University, Atlanta, GA 30303, USA, email: hamini@gsu.edu

†Stevens Institute of Technology, School of Business, Hoboken, NJ 07030, USA. zfeinste@stevens.edu

For the purposes of this paper we consider a *known* initial finite network of obligations over which we seek an “optimal” network compression. This is in contrast to the random graph structure considered in [2, 24, 29]. Though the initial network compression formulation is presented without consideration of the network clearing procedure, we will primarily focus on clearing based on [23, 40]. Under the DebtRank [10, 11] clearing, a version of the optimal network compression problem as a mixed integer linear program was proposed in [20]. Other notions of contagion could be added to our clearing problem as well, e.g., portfolio overlap [4, 17, 25]; such additional avenues of contagion would influence the systemic risk and may impact the optimal compression. We focus on the Eisenberg-Noe framework so as to remain in a, relatively, simple setting.

The optimal compression problem is related to studies in many other works in the Eisenberg-Noe clearing framework. For instance, the compression constraints can be viewed as the feasibility conditions for a network reconstruction problem; [7, 30, 31, 35, 42] propose methods to sample either deterministically or stochastically from this feasible region. [1] considered the optimal rerouting problem of a system of identical banks under i.i.d. Bernoulli shocks. That work found that the completely connected system has a “robust fragility” property, i.e., it is the most stable for small shocks but the least stable for large shocks (and vice versa for the ring network). [27] studies the sensitivity of the Eisenberg-Noe clearing payments w.r.t. the relative liability matrix; that work uses these sensitivities in order to find the best and worst case *directions* for rerouting of the liability network. [12] utilizes majorization of the financial networks in order to guarantee the relative health of two financial networks (w.r.t. the number of defaulting banks). The network compression is also related to the literature on analyzing consequences of different netting mechanisms in centrally cleared financial markets; see, e.g., [3, 5, 6, 8, 13, 18, 21, 22, 32].

We are primarily motivated in this study by two streams of literature: that of [1] which proposed the robust fragility of the completely connected network and those of [19, 43] which proposed frameworks for network compression without regards for the impact on systemic risk. In this paper we seek to unify these problems into a single optimization framework, which we call *optimal network compression*. We further merge these problems with the systemic risk measures of [15, 38] so as to determine the compressed network that minimizes systemic risk; as shown in [43], network compression need not improve systemic risk.

The primary innovations and results of this paper are in multiple directions. First, we prove that the optimal network compression problem is generically NP-hard. This motivates us to consider a machine learning approach to approximating the optimal financial network. Second,

as in [9], we consider stress scenarios under systematic shocks. These stress scenarios allow us to analytically compute the systemic risk measures we wish to minimize; this removes the need for Monte Carlo simulations in the computation of the objective of our optimal compression problem. In particular, this framework allows us to numerically generalize the results of [1] to consider the optimal rerouting problem and [43] to quantify the suboptimality of the full compression as utilized in [19].

The organization of this paper is as follows. In Section 2, we propose the general optimal network compression problem to be considered throughout this work. In so doing, we formulate four meaningful types of “compression” problems motivated by [1, 19] and prove that the optimal compression problem is, generically, NP-hard given each of those constraint sets. We then focus on a meaningful form for the objective function, namely the systemic risk measures of [15, 38], in Section 3. Specifically, in Section 3.2, we present analytical forms for specific examples of these systemic risk measures under systematic shocks to the financial system. This is followed by two case studies in Section 4. First, we consider a simple three bank system that serves the dual purposes of validating our algorithmic approach as well as testing the results of [1] in heterogeneous system with systematic shocks. Second, we study a network calibrated to the 2011 European Banking Authority dataset; with this network we study the improvements in systemic risk via optimal compression and “maximal” compression (i.e., as proposed in [19]). Section 5 concludes.

2 The optimization problem

Throughout this work we will consider a system of n banks with obligations $L_{ij} \geq 0$ from bank i to j ; as is typical, we assume $L_{ii} = 0$ for every bank i , i.e., no bank has any obligations to itself. Additionally, each bank i will be assumed to have liabilities external to the banking network $L_{i0} \geq 0$. These external obligations are sometimes called societal obligations; we will interchangeably use these terms throughout this work. The set of all such networks is denoted by $\mathcal{L} := \{L \in \mathbb{R}_+^{n \times (n+1)} \mid L_{ii} = 0 \forall i\}$.

In this section we present the primary optimization problem of interest in this work. To do so we introduce the notion of portfolio compression which we take from [19]. In this work we seek to find the optimal network compression problem, i.e., for an initial liability network $\tilde{L} \in \mathcal{L}$, we wish to minimize some objective $f : \mathcal{L} \rightarrow \mathbb{R}$.

$$\min \left\{ f(L) \mid L \in \mathcal{C}(\tilde{L}) \right\}. \tag{1}$$

The objective function f can be directly computed from the network statistics (e.g., network entropy) or the results of systemic risk measures (see, e.g., [15, 38]). Note that in general this function may also depend on the initial liability network $f(L) = f(L; \tilde{L})$, but we drop this from the notation for compactness. We will discuss the systemic risk measure based objective functions in the following sections. Notably, as these objective functions are in general nonconvex, this optimization problem might be hard; in fact, we will show that (generically) this problem is NP-hard given certain objectives and network compression based constraints in Theorem 2.4.

Remark 2.1. Prior works on network compression, e.g., [19], focus on removing the maximal amount of liabilities in the system subject to certain financial constraints. That is, with objective $f(L) := \sum_{i=1}^n \sum_{j=1}^{n+1} L_{ij}$. In particular, with the compression constraints highlighted within this work, (1) becomes a linear programming problem and can be solved in polynomial time. Other, non-optimization based, algorithms for undertaking this compression are presented in [19]. In contrast, we are motivated, as in [43], to study partial compression to determine the optimal level of compression; [43] focuses on conservative compression (defined below) with a strict definition for optimality related to the set of defaulting banks.

The constraint set $\mathcal{C}(\tilde{L})$ denotes the set of all possibly compressed or rerouted networks consistent with \tilde{L} . Any such meaningful compression problem satisfies two properties: consistent net liabilities and feasibility as a network. This is encoded in the following definition consistent with prior works on network compression, e.g., [19, 43].

Definition 2.2. *Given an initial financial liability network $\tilde{L} \in \mathcal{L}$, $\mathcal{C}(\tilde{L})$ is a **set of compressed networks** if $L \in \mathcal{C}(\tilde{L})$ implies:*

- **constant net liabilities:** $\sum_{j=1}^n [L_{ij} - L_{ji}] + L_{i0} = \sum_{j=1}^n [\tilde{L}_{ij} - \tilde{L}_{ji}] + \tilde{L}_{i0}$ for every bank $i \in \{1, \dots, n\}$ and
- **feasibility:** $L \in \mathcal{L}$.

Compare the definition of the set of compressed networks to the General Compression Problem defined in [19]. We wish to note that the set of compressed networks can often be defined as a convex polyhedron; in fact it is explicitly defined this way in [19] and every specific example we consider in this work follow satisfy such a structure.

Example 2.3. In this example we consider 3 types of network compression and, fourth, the rerouting problem, which we will consider throughout this work. These 3 network compression problems are detailed in [19] with conservative compression studied further in [43]. We describe these compression problems in varying order from most to least restrictive; though each is

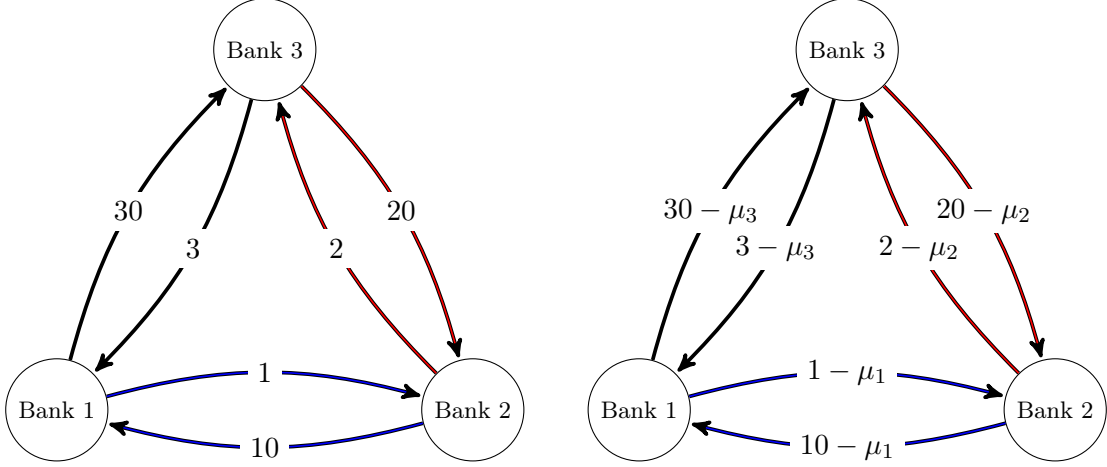


Figure 1: Example of bilateral compression with $\mu_1 \in [0, 1]$, $\mu_2 \in [0, 2]$ and $\mu_3 \in [0, 3]$.

financially meaningful, other types of compression can be implemented. To simplify notation, we will define $L_{0i} := 0$ for every bank i for any network $L \in \mathcal{L}$.

- (i) **Bilateral compression:** Given an initial network $\tilde{L} \in \mathcal{L}$, bilateral compression allows for the reduction of bilateral exposures only. That is, the net obligations between banks i and j must always be kept consistent with the initial network construction; additionally, all obligations can only be reduced from their initial levels. As such, we can define bilateral compression $\mathcal{C}^B(\tilde{L})$ as:

$$\mathcal{C}^B(\tilde{L}) := \left\{ L \in \mathcal{L} \mid \forall i, j : L_{ij} - L_{ji} = \tilde{L}_{ij} - \tilde{L}_{ji}, L_{ij} \in [0, \tilde{L}_{ij}] \right\}.$$

Bilateral compression is special insofar as the most the network can be compressed in this way is defined by obligations: $L_{ij} := \max\{0, \tilde{L}_{ij} - \tilde{L}_{ji}\}$.

- (ii) **Conservative compression:** Given an initial network $\tilde{L} \in \mathcal{L}$, conservative compression allows for the reduction of cyclical exposures only. That is, the net obligations owed around a directed cycle $i \rightarrow j_1 \rightarrow \dots \rightarrow j_m \rightarrow i$ must always be kept consistent with the initial network construction; additionally, all obligations can only be reduced from their initial levels. As defined in [19], this cyclical netting rule can be encoded by the fixed net liabilities condition for every bank i . As such, we can define conservative compression $\mathcal{C}^C(\tilde{L})$ as:

$$\mathcal{C}^C(\tilde{L}) := \left\{ L \in \mathcal{L} \mid \forall i, j : \sum_{k=0}^n [L_{ik} - L_{ki}] = \sum_{k=0}^n [\tilde{L}_{ik} - \tilde{L}_{ki}], L_{ij} \in [0, \tilde{L}_{ij}] \right\}.$$

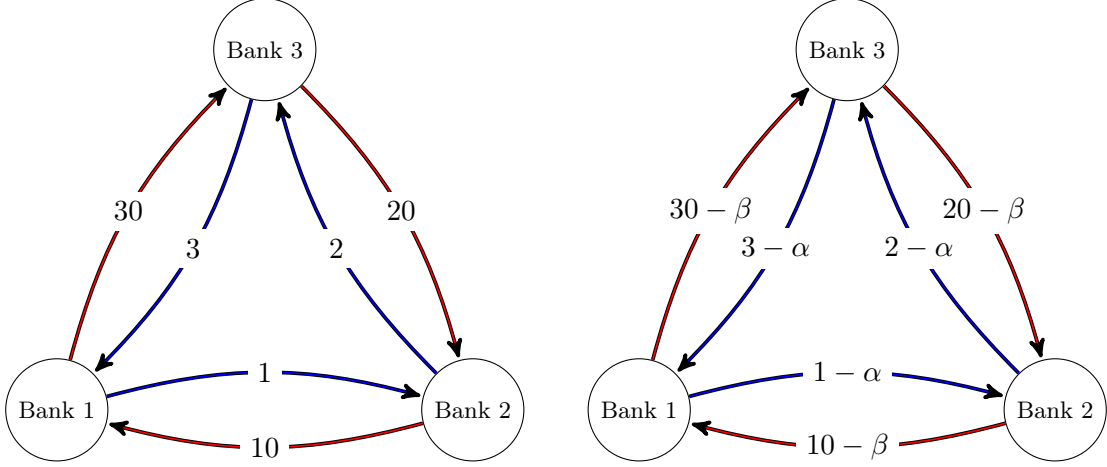


Figure 2: Example of cycle compression in different models. For conservative compression: $\alpha \in [0, 1]$ and $\beta \in [0, 10]$. For rerouting: $\alpha \in (-\infty, 1]$, $\beta \in (-\infty, 10]$ and $\alpha + \beta = 0$. For nonconservative compression: $\alpha \in (-\infty, 1]$, $\beta \in (-\infty, 10]$ and $\alpha + \beta \geq 0$.

- (iii) **Rerouting:** Given an initial network $\tilde{L} \in \mathcal{L}$, rerouting allows for the rewiring of the entire network. That is, all liabilities are redistributed throughout the system in such a way that net and gross liabilities are kept constant. As such, we can define rerouting $\mathcal{C}^R(\tilde{L})$ as:

$$\mathcal{C}^R(\tilde{L}) := \left\{ L \in \mathcal{L} \mid \forall i, j : \sum_{k=0}^n [L_{ik} - L_{ki}] = \sum_{k=0}^n [\tilde{L}_{ik} - \tilde{L}_{ki}], \sum_{k=0}^n L_{ik} = \sum_{k=0}^n \tilde{L}_{ik} \right\}.$$

- (iv) **Nonconservative compression:** Given an initial network $\tilde{L} \in \mathcal{L}$, nonconservative compression allows for the conservative compression of the rerouting problem. That is, for every bank i , net liabilities are kept constant while gross liabilities are allowed to be reduced from the initial setup. As such, we can define nonconservative compression $\mathcal{C}^N(\tilde{L})$ as:

$$\mathcal{C}^N(\tilde{L}) := \left\{ L \in \mathcal{L} \mid \forall i, j : \sum_{k=0}^n [L_{ik} - L_{ki}] = \sum_{k=0}^n [\tilde{L}_{ik} - \tilde{L}_{ki}], \sum_{k=0}^n L_{ik} \leq \sum_{k=0}^n \tilde{L}_{ik} \right\}.$$

Sometimes one may also wish to fix the obligations L_{i0} owed to society; this is accomplished by taking the intersection $\mathcal{C}(\tilde{L}) \cap \mathcal{C}^0(\tilde{L})$ where

$$\mathcal{C}^0(\tilde{L}) := \{L \in \mathbb{R}_+^{n \times (n+1)} \mid \forall i : L_{i0} = \tilde{L}_{i0}\}.$$

We conclude this section by showing that the optimal compression problem for the constraint sets of Example 2.3 are NP-hard in general. This result motivates us to consider specific settings

and algorithms used later in this work.

Theorem 2.4. *The optimal network compression problem is NP-hard for the conservative, rerouting and nonconservative compression models.*

The proof of theorem is provided in Appendix A. By considering the network (relative liabilities) entropy ($f(L) = -\sum_{i=1}^n \sum_{j=0}^n \frac{L_{ij}}{\sum_{k=0}^n L_{ik}} \log\left(\frac{L_{ij}}{\sum_{k=0}^n L_{ik}}\right)$) as our objective function we show that the optimal compression problem for each set of constraints is NP-hard. We prove this by performing reduction from instances of the NP-complete SUBSET SUM problem [36]; defined by a set of positive integers $S = \{k_1, k_2, \dots, k_n\}$ and an integer target value $\theta \in \mathbb{N}$, we wish to know whether there exist a subset of these integers that sums up to θ . We show that this can be viewed as a special case for the optimal network compression for each set of constraints.

Remark 2.5. In contrast to using the maximum entropy to find the missing liabilities as in [39], we can consider the minimum entropy as our objective function for compression, see e.g. [37,44]. Indeed, the network maximizing the entropy will be close to the complete regular network. On the other hand, the network minimizing the entropy would correspond to a sparse network. So it makes sense to consider it as an objective function for compression; as this is shown in [44], many of the known algorithms in pattern recognition can be characterized as efforts to minimize the entropy. Consider for example the case of similar firms all having the same total assets and liabilities (and without obligations to society). Then it is easy to check that the network maximizing entropy will correspond to the complete regular network with $\frac{L_{ij}}{\sum_{k=1}^n L_{ik}} = \frac{1}{n-1}$ which gives $f(L) = n \log(n-1)$. On the other hand, the network minimizing the entropy would correspond to the (regular) ring which corresponds to $f(L) = 0$.

Remark 2.6. As the optimal compression problem (1) is generically nonconvex and NP-hard, we cannot rely on a gradient descent method to converge to the global optimum. As such we believe that machine learning tools and methods would be best for solving such problems in general. For this paper, as will be utilized and validated in Section 4, we will implement a genetic algorithm to solve the optimal control problem.

3 Systemic risk objective

In this section we wish to give a specific structure to the objective function $f : \mathcal{L} \rightarrow \mathbb{R}$ in our optimal compression problem (1). Specifically, we wish to consider the network compression that minimizes a *systemic risk measure*. These functions are decomposed as $\rho \circ \Lambda$ for a risk measure ρ and an aggregation function Λ . Such functions were first introduced in [15,38] and are detailed

below; these mappings also coincide with the “insensitive systemic risk measures” of [14, 28]. In order to present this setting, and for the remainder of this paper, we fix some probability space $(\Omega, \mathcal{F}, \mathbb{P})$. Let $L^2 := L^2(\Omega, \mathcal{F}, \mathbb{P})$ denote those random variables that are square-integrable.

3.1 General stress scenario

In order to determine the health of a financial network, we first present a generic aggregation function Λ in the following definition. These aggregation functions are mappings of two arguments: the endowment for the banks and the liability network. The purpose of such a function is to provide an aggregate statistic of the state of the financial system.

Definition 3.1. *The mapping $\Lambda : \mathbb{R}_+^n \times \mathcal{L} \rightarrow \mathbb{R}$ is a **aggregation function** if it is a nondecreasing mapping in its first argument.*

Example 3.2. Throughout this work we specifically consider three different aggregation functions that are all fundamentally associated with the clearing mechanisms of [23, 40]. That is, for recovery rates $\alpha_x, \alpha_L \in [0, 1]$, the clearing payments are the *maximal* fixed point $p(x, L) = \text{FIX}_{p \in [0, L\bar{1}]} \Psi(p; x, L)$ for

$$\Psi_i(p; x, L) = \begin{cases} \sum_{j=0}^n L_{ij} & \text{if } x_i + \sum_{j=1}^n \frac{L_{ji}}{\sum_{k=0}^n L_{jk}} p_j \geq \sum_{j=0}^n L_{ij} \\ \alpha_x x_i + \alpha_L \sum_{j=1}^n \frac{L_{ji}}{\sum_{k=0}^n L_{jk}} p_j & \text{if } x_i + \sum_{j=1}^n \frac{L_{ji}}{\sum_{k=0}^n L_{jk}} p_j < \sum_{j=0}^n L_{ij}. \end{cases}$$

As such, the clearing procedure Ψ implies: if bank i has nonnegative wealth $x_i + \sum_{j=1}^n \frac{L_{ji}}{\sum_{k=0}^n L_{jk}} p_j - \sum_{j=0}^n L_{ij} \geq 0$ then it is solvent and its wealth is equal to its total assets minus its total liabilities; if bank i has negative wealth $x_i + \sum_{j=1}^n \frac{L_{ji}}{\sum_{k=0}^n L_{jk}} p_j - \sum_{j=0}^n L_{ij} < 0$ then it is defaulting and its assets are reduced by the recovery rates α_x, α_L . From [40], we immediately recover a greatest and least clearing solution to $p = \Psi(p; x, L)$ within the lattice $[0, L\bar{1}]$.

Let $V(x, L) \in \mathbb{R}^n$ denote the clearing wealths from an Eisenberg-Noe style clearing procedure with endowments $x \in \mathbb{R}_+^n$ and $L \in \mathcal{L}$ denote the network of obligations, i.e.,

$$V_i(x, L) = \begin{cases} x_i + \sum_{j=1}^n \frac{L_{ji}}{\sum_{k=0}^n L_{jk}} p_j(x, L) - \sum_{j=0}^n L_{ij} & \text{if } p_i(x, L) = \sum_{j=0}^n L_{ij} \\ \alpha_x x_i + \alpha_L \sum_{j=1}^n \frac{L_{ji}}{\sum_{k=0}^n L_{jk}} p_j(x, L) - \sum_{j=0}^n L_{ij} & \text{if } p_i(x, L) < \sum_{j=0}^n L_{ij}. \end{cases} \quad (2)$$

With this clearing procedure, we consider the following three aggregation functions:

- **Number of solvent banks:** $\Lambda^\#(x, L) := \sum_{i=1}^n \mathbb{I}_{\{V_i(x, L) \geq 0\}}$.
- **System-wide wealth:** $\Lambda^\mathcal{N}(x, L) := \sum_{i=1}^n V_i(x, L)$.

- **External wealth:** $\Lambda^0(x, L) := \sum_{i=1}^n \frac{L_{i0}}{\sum_{j=0}^n L_{ij}} \left[\sum_{j=0}^n L_{ij} - V_i(x, L) \right]$.

Additionally, we need to consider a risk measure ρ in order to determine the risk that the system is incurring. Such functions map random variables into capital requirements.

Definition 3.3. *The mapping $\rho : L^2 \rightarrow \mathbb{R}$ is a **risk measure** if it satisfies the following properties:*

- **normalization:** $\rho(0) = 0$;
- **monotonicity:** $\rho(X) \leq \rho(Y)$ if $X \geq Y$ a.s.; and
- **translative:** $\rho(X + m) = \rho(X) - m$ for $m \in \mathbb{R}$.

These risk measures may satisfy additional conditions, e.g., convexity or positive homogeneity.

Example 3.4. For the purposes of this work, we will focus on two standard risk measures parameterized by $\gamma \in [0, 1]$:

- **Value-at-Risk:** $\rho_\gamma^{\text{VaR}}(Z) = -\inf\{z \in \mathbb{R} \mid \mathbb{P}(Z \leq z) > 1 - \gamma\} =: -Z_{1-\gamma}$. If $\gamma = 1$ then we recover the so-called *worst-case risk measure*: $\rho_1^{\text{VaR}}(Z) = -\text{ess inf } Z =: \rho^{\text{WC}}(Z)$.
- **Expected shortfall:** $\rho_\gamma^{\text{ES}}(Z) = -\mathbb{E}[Z \mid Z \leq Z_{1-\gamma}]$. If $\gamma = 0$ then we recover the so-called *expectation risk measure*: $\rho_0^{\text{ES}}(Z) = -\mathbb{E}[Z] =: \rho^{\text{E}}(Z)$.

To measure the health of the financial system, we consider the systemic risk measures $\rho \circ \Lambda$ for risk measure ρ and aggregation function Λ .

Definition 3.5. *The mapping $R : (L^2)^n \times \mathcal{L} \rightarrow \mathbb{R}$ is a **systemic risk measure** if it can be decomposed into an aggregation function Λ and a risk measure ρ so that $R(X, L) := \rho(\Lambda(X, L))$ for every $X \in (L^2)^n$ and $L \in \mathcal{L}$.*

Within the optimal compression problem (1), we specifically are interested in

$$f(L) := \rho(\Lambda(X, L))$$

for some fixed (random) endowments $X \in (L^2)^n$. That is, given a stress scenario $X \in (L^2)^n$, we seek to find the optimal financial network (subject to compression constraints) such that the systemic risk is minimized.

Remark 3.6. We wish to highlight two special cases which relate to the notions proposed in [1]. Fix $X \in (L^2)^n$ such that $X_i \geq 0$ a.s. for every bank i .

- (i) Consider the worst-case risk measure $\rho^{\text{WC}}(Z) = -\text{ess inf } Z$. In the notation from [1], L is more **resilient** than \hat{L} if and only if $\rho^{\text{WC}}(\Lambda^\#(X, L)) \leq \rho^{\text{WC}}(\Lambda^\#(X, \hat{L}))$.
- (ii) Consider the expectation risk measure $\rho^{\mathbb{E}}(Z) = -\mathbb{E}[Z]$. In the notation from [1], L is more **stable** than \hat{L} if and only if $\rho^{\mathbb{E}}(\Lambda^\#(X, L)) \leq \rho^{\mathbb{E}}(\Lambda^\#(X, \hat{L}))$.

[1] presents these notions for symmetric systems of banks with i.i.d. Bernoulli shocks X_i . Notably, under such conditions, the number of solvent banks provides the full information on the health of the system; that is, any aggregation function that depends on (x, L) only through the clearing wealths $V(x, L)$, say Λ , provides the same ordering of liability networks $L, \hat{L} \in \mathcal{L}$ as $\Lambda^\#$:

$$\rho(\Lambda(X, L)) \leq \rho(\Lambda(X, \hat{L})) \Leftrightarrow \rho(\Lambda^\#(X, L)) \leq \rho(\Lambda^\#(X, \hat{L})).$$

We will revisit these problems, and compare our formulation with that with [1] further, in Section 4.1 below.

3.2 Systematic shocks

While the systemic risk measures provide a meaningful objective to minimize in order to optimize network compression, such constructs present additional computational challenges. Namely, even a simple systemic risk measure such as $\rho^{\mathbb{E}} \circ \Lambda^0$ requires an exponential (in number of banks) time to compute explicitly [34]. Computationally, this can be overcome with Monte Carlo simulations though that is subject to estimation errors. Herein we will impose *systematic* shocks on the endowments on the banks, i.e., a comonotonic setting on the stress scenarios $X \in (L^2)^n$, on an aggregate function based around the Eisenberg-Noe clearing notion. This is in contrast to [1] in which shocks were i.i.d.

Throughout this section let $C : \mathbb{R}_+ \rightarrow \mathbb{R}_+^n$ be a nondecreasing function and q be some random variable such that $C(q) \in (L^2)^n$. The stress scenario is then defined by $X = C(q)$. For the purposes of this section we will focus on systemic risk measures constructed from Value-at-Risk and expected shortfall (as defined in Example 3.4) and aggregate functions that depend on the endowments and liability network through Eisenberg-Noe clearing wealths only. We refer to Example 3.2 for a brief discussion of the Eisenberg-Noe clearing problem; importantly, we define the clearing wealths $V : \mathbb{R}_+^n \times \mathcal{L} \rightarrow \mathbb{R}^n$ as a mapping from the endowments and liability network. As detailed below, this setup allows for polynomial time computation of these meaningful systemic risk measures. Much of this section follows from the logic of [9].

The systematic shock setting allows us to determine threshold market values q^* such that

banks are on the cusp of bankruptcy; in particular, we take the view that q denotes a systematic factor. These values are presented in Definition 3.7 below. Though presented as a mathematical formulation, [9, Proposition 4.4] presents an iterative algorithm for finding q^* taking advantage of the monotonicity of C .

Definition 3.7. Define $q^* : \mathcal{L} \rightarrow \mathbb{R}_+^n$ so that $q_i^*(L)$ is the minimal value such that firm i is solvent under the liability network $L \in \mathcal{L}$, i.e.

$$q_i^*(L) = \inf \{t \geq 0 \mid V_i(C(t), L) \geq 0\}.$$

As noted above, we consider only those aggregate functions Λ whose dependence on the endowments $x \in \mathbb{R}_+^n$ and liability network $L \in \mathcal{L}$ come through the Eisenberg-Noe clearing wealths $V(x, L)$, i.e., $\Lambda(x, L) = \bar{\Lambda}(V(x, L))$ for every $x \in \mathbb{R}_+^n$ and $L \in \mathcal{L}$ for some monotonic function $\bar{\Lambda} : \mathbb{R}^n \rightarrow \mathbb{R}$. In this setting, the threshold values q^* provide a quick heuristic for the health of the financial system. Notably, if $q_i^*(L) \geq q_i^*(\hat{L})$ for every bank i for two financial networks $L, \hat{L} \in \mathcal{L}$, then $\Lambda(C(t), L) \leq \Lambda(C(t), \hat{L})$ for any $t \in \mathbb{R}_+$ and, thus, $\rho(\Lambda(C(q), L)) \geq \rho(\Lambda(C(q), \hat{L}))$ for any nonnegative random variable q .

Before proceeding to the representations for the systemic risk measures under systematic shocks, we need to introduce some notation that is provided in greater detail in [9]. Namely, we want to consider a piecewise linear construction for the clearing wealths which follows from the fictitious default algorithm of [40]. That is,

$$V(x, L) := \Delta(\mathbb{I}_{\{V(x, L) < 0\}}, L)x - \delta(\mathbb{I}_{\{V(x, L) < 0\}}, L)$$

for any endowment $x \in \mathbb{R}_+^n$ and liability network $L \in \mathcal{L}$. In this piecewise linear construction, the mappings Δ, δ are defined by:

$$\begin{aligned} \Delta(z, L) &:= (I - (I - (1 - \alpha_L) \text{diag}(z)) \Pi^\top \text{diag}(z))^{-1} (I - (1 - \alpha_x) \text{diag}(z)), \\ \delta(z, L) &:= (I - (I - (1 - \alpha_L) \text{diag}(z)) \Pi^\top \text{diag}(z))^{-1} [I - (I - (1 - \alpha_L) \text{diag}(z)) \Pi^\top] \bar{p}, \\ \bar{p} &:= L\bar{1}, \quad \pi_{ij} := \frac{L_{ij}}{\bar{p}_i} \end{aligned}$$

for $z \in \{0, 1\}^n$ denoting the set of defaulting institutions and $L \in \mathcal{L}$ is the liability network. In particular, for our comonotonic setting, we can simplify these notions as only a subset of

possible sets of defaulting institutions is possible, i.e., we define:

$$\Delta_k(L) := \begin{cases} \Delta(\sum_{i=1}^n \mathbb{I}_{\{q_i^*(L) \leq q_k^*(L)\}}, L) & \text{if } k = 1, 2, \dots, n \\ I & \text{if } k = 0, \end{cases}$$

$$\delta_k(L) := \begin{cases} \delta(\sum_{i=1}^n \mathbb{I}_{\{q_i^*(L) \leq q_k^*(L)\}}, L) & \text{if } k = 1, 2, \dots, n \\ (I - \Pi^\top)\bar{p} & \text{if } k = 0. \end{cases}$$

Finally, we will use the notation that $[k](L)$ is the index of the k^{th} greatest value of $q^*(L)$, i.e., $q_{[1]}^*(L) \geq q_{[2]}^*(L) \geq \dots \geq q_{[n]}^*(L)$. To simplify following formulae, $q_{[0]}^*(L) \equiv +\infty$ and $q_{[n+1]}^*(L) \equiv 0$ for every liability network $L \in \mathcal{L}$.

We are now able to present the specific forms for the systemic risk measures under these systematic shocks.

Proposition 3.8. *Consider a systematic stress scenario described by a nonnegative random variable q . Consider an aggregate function Λ whose dependence on the endowments $x \in \mathbb{R}_+^n$ and liability network $L \in \mathcal{L}$ come through the Eisenberg-Noe clearing wealths $V(x, L)$, i.e., $\Lambda(x, L) = \bar{\Lambda}(V(x, L))$ for every $x \in \mathbb{R}_+^n$ and $L \in \mathcal{L}$ for some monotonic function $\bar{\Lambda} : \mathbb{R}^n \rightarrow \mathbb{R}$. Let $q_{1-\gamma} \in \mathbb{R}_+$ denote the $(1 - \gamma)$ -quantile for q , then the Value-at-Risk for level $\gamma \in [0, 1]$ can be computed as*

$$\rho_\gamma^{\text{VaR}}(\Lambda(C(q), L)) = -\Lambda(C(q_{1-\gamma}), L) = -\bar{\Lambda}(\Delta_{[k]}(L)C(q_{1-\gamma}) - \delta_{[k]}(L))$$

if $q_{1-\gamma} \in [q_{[k+1]}^*(L), q_{[k]}^*(L)]$. Additionally, the expected shortfall for level $\gamma \in [0, 1]$ can be computed as

$$\begin{aligned} \rho_\gamma^{\text{ES}}(\Lambda(C(q), L)) &= -\frac{1}{1-\gamma} \sum_{k=0}^n \mathbb{E} \left[\Lambda(C(q), L) \mathbb{I}_{\{q \in [q_{[k+1]}^*(L), q_{[k]}^*(L)] \cap [0, q_{1-\gamma}]\}} \right] \\ &= -\frac{1}{1-\gamma} \sum_{k=0}^n \mathbb{E} \left[\bar{\Lambda}(\Delta_{[k]}(L)C(q) - \delta_{[k]}(L)) \mathbb{I}_{\{q \in [q_{[k+1]}^*(L) \wedge q_{1-\gamma}, q_{[k]}^*(L) \wedge q_{1-\gamma}]\}} \right]. \end{aligned}$$

Proof. This follows directly from the construction of Value-at-Risk and expected shortfall and the logic of Theorem 4.6 of [9]. \square

We conclude this section with a consideration of a special case in which the expected shortfall can be described in closed form for our example aggregation functions from Example 3.2. Specifically, we consider a case in which the systematic factor follows a lognormal distribution.

Corollary 3.9. Consider the setting of Proposition 3.8 in which $q \sim \text{LogN}(r - \sigma^2/2, \sigma^2)$, $C(t) := be^{rT} + st$ with $b \in \mathbb{R}^n$ and $s \in \mathbb{R}_+^n$, and Λ takes the form of the specific aggregate functions provided in Example 3.2. Let Φ denote the CDF for the standard normal distribution and Φ^{-1} is the inverse CDF. For fixed level $\gamma \in [0, 1)$:

$$\begin{aligned}\rho_\gamma^{\text{ES}}(\Lambda^\#(C(q), L)) &= -\frac{1}{1-\gamma} \sum_{k=1}^n k \times \left(\Phi(-d_{2,[k]}^\gamma(L)) - \Phi(-d_{2,[k+1]}^\gamma(L)) \right), \\ \rho_\gamma^{\text{ES}}(\Lambda^\mathcal{N}(C(q), L)) &= -\frac{1}{1-\gamma} \bar{1}^\top \sum_{k=0}^n \left[A_k^\gamma(L) + B_k^\gamma(L) \right], \\ \rho_\gamma^{\text{ES}}(\Lambda^0(C(q), L)) &= -\frac{1}{1-\gamma} \sum_{i=1}^n \frac{L_{[i]0}}{\sum_{j=0}^n L_{[i]j}} \left[\sum_{j=0}^n L_{[i]j} + e_{[i]}^\top \sum_{k=[i]}^n \left[A_k^\gamma(L) + B_k^\gamma(L) \right] \right],\end{aligned}$$

where

$$\begin{aligned}A_k^\gamma(L) &= (\Delta_{[k]}(L)be^{rT} - \delta_{[k]}(L)) \left(\Phi(-d_{2,[k]}^\gamma(L)) - \Phi(-d_{2,[k+1]}^\gamma(L)) \right), \\ B_k^\gamma(L) &= \Delta_{[k]}(L)s \left(\Phi(-d_{1,[k]}^\gamma(L)) - \Phi(-d_{1,[k+1]}^\gamma(L)) \right), \\ d_{1,k}^\gamma(L) &= \frac{-\log(q_k^*(L) \wedge q_{1-\gamma}) + (r + \frac{1}{2}\sigma^2)T}{\sigma\sqrt{T}}, \quad d_{2,k}^\gamma(L) = d_{1,k}^\gamma(L) - \sigma\sqrt{T}, \\ q_{1-\gamma} &= \exp((r - \sigma^2/2)T + \sigma\sqrt{T}\Phi^{-1}(1 - \gamma)).\end{aligned}$$

Proof. This is a direct consequence of the form for the expected shortfall as provided in Proposition 3.8. \square

4 Case studies

In this section we will consider two case studies to demonstrate the results of this work. As mentioned in Remark 2.6, we implement a genetic algorithm to optimize (1). First, we will present a small, 3 bank, financial system with heterogeneous (comonotonic) endowments. This system allows us to easily present analytical results to validate the genetic algorithm we utilize to consider optimal compression and rerouting. Additionally, this small system allows us to investigate the robust fragility results of [1] in a different setting to determine if those results hold for more general settings than presented in that work. Second, we calibrate a financial system to the 2011 European Banking Authority stress testing data. With that system we compare the original network, the fully compressed networks, and optimally compressed networks. As found in [43], we find that network compression can increase systemic risk, but optimal network compression can find significant improvements over the original network.

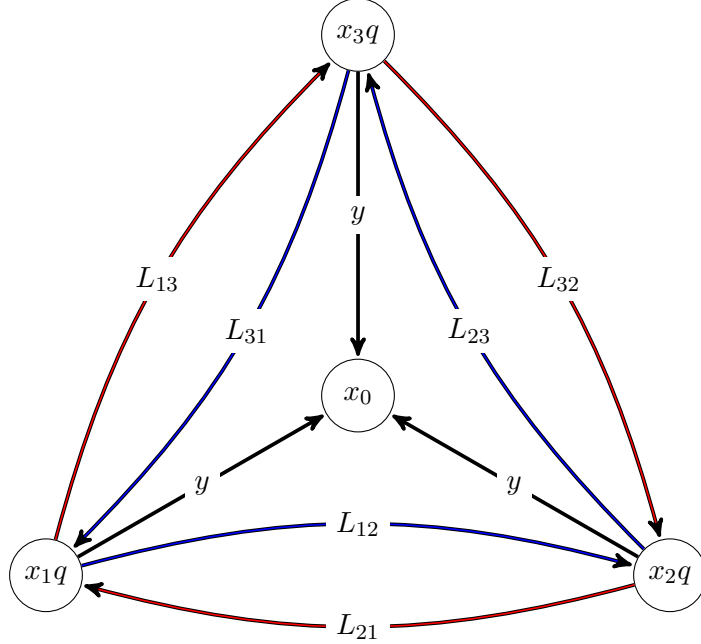


Figure 3: Section 4.1: The generic network structure under consideration.

4.1 Three bank system

In [1] comparison of completely connected to ring structured networks was undertaken. In that work, these networks were “symmetric” in that all banks were identical in assets and liabilities, but with i.i.d. Bernoulli shocks. That work focuses on stability and resilience, i.e., w.r.t. $\rho^{\text{WC}} \circ \Lambda^\#$ and $\rho^{\mathbb{E}} \circ \Lambda^\#$, respectively, as provided in Remark 3.6. Notably, [1] determines, under i.i.d. Bernoulli shocks, that the dense network is more stable if shocks are small, but the sparse network is more stable if the shocks are large. We will explore this question further with a consideration of a 3 bank system under *systematic* shocks that allows for: a completely connected network and two ring networks. The general network structure is depicted in Figure 3. For the sake of notational simplicity, we will consistently refer to bank $i \in \{1, 2, 3\}$ as the bank with endowment equal to $x_i \times q$. Without loss of generality we assume $x_1 \leq x_2 \leq x_3$. We additionally assume that either $x_1 \neq x_2$, $x_1 \neq x_3$, or $x_2 \neq x_3$; if $x_1 = x_2 = x_3$ then, due to the comonotonic endowments inherent for a systematic shock, all rerouted networks have identical systemic risk. We wish to note that both the net and gross liabilities of each bank is the same in all network setups.

To approach the problem of studying optimal compression and rerouting for our 3 bank system, we first want to study the minimal solvency prices q^* for our three banks. In order to

study these problems we impose the following netting conditions on the obligations:

$$L_{12} + L_{13} = L_{21} + L_{31}, \quad L_{21} + L_{23} = L_{12} + L_{13}, \quad L_{31} + L_{32} = L_{13} + L_{23}.$$

Given the network provided in Figure 3 with the aforementioned netting conditions, these values can be computed explicitly as:

$$q_1^* = \frac{y}{x_1}$$

$$q_2^* = \begin{cases} \min\{q_1^*, \frac{(L_{12}+y)(L_{12}+L_{13}+y)-\alpha_L L_{12}(L_{12}+L_{13})}{\alpha_x L_{12}x_1+(L_{12}+L_{13}+y)x_2}\} & \text{if } \textcircled{1} \\ \min\{q_3^*, \frac{\bar{p}_2(\bar{p}_1\bar{p}_3-\alpha_L^2 L_{13}L_{31})-\alpha_L(L_{12}(\alpha_L L_{23}L_{31}+\bar{p}_3L_{21})+L_{32}(\alpha_L L_{21}L_{13}+\bar{p}_1L_{23}))}{\alpha_x(\bar{p}_3L_{12}+\alpha_L L_{13}L_{32})x_1+(\bar{p}_1\bar{p}_3-\alpha_L^2 L_{13}L_{31})x_2+\alpha_x(\bar{p}_1L_{32}+\alpha_L L_{31}L_{12})x_3}\} & \text{if } \textcircled{\chi} \end{cases}$$

$$q_3^* = \begin{cases} \min\{q_2^*, \frac{\bar{p}_3(\bar{p}_1\bar{p}_2-\alpha_L^2 L_{12}L_{21})-\alpha_L(L_{13}(\alpha_L L_{32}L_{21}+\bar{p}_2L_{31})+L_{23}(\alpha_L L_{31}L_{12}+\bar{p}_1L_{32}))}{\alpha_x(\bar{p}_2L_{13}+\alpha_L L_{12}L_{23})x_1+\alpha_x(\bar{p}_1L_{23}+\alpha_L L_{21}L_{13})x_2+(\bar{p}_1\bar{p}_2-\alpha_L^2 L_{12}L_{21})x_3}\} & \text{if } \textcircled{1} \\ \min\{q_1^*, \frac{(L_{13}+y)(L_{12}+L_{13}+y)-\alpha_L L_{13}(L_{12}+L_{13})}{\alpha_x L_{13}x_1+(L_{12}+L_{13}+y)x_3}\} & \text{if } \textcircled{\chi} \end{cases}$$

where $\bar{p}_1 = L_{12} + L_{13} + y$, $\bar{p}_2 = L_{21} + L_{23} + y$, $\bar{p}_3 = L_{31} + L_{32} + y$ and

$$\textcircled{1} : ([1 - \alpha_L][L_{12} + L_{13}] + y)[L_{12}x_3 - L_{13}x_2] + y(L_{12} + L_{13} + y)[x_3 - x_2] + \alpha_x y(L_{13} - L_{12})x_1 \geq 0,$$

$$\textcircled{\chi} : ([1 - \alpha_L][L_{12} + L_{13}] + y)[L_{12}x_3 - L_{13}x_2] + y(L_{12} + L_{13} + y)[x_3 - x_2] + \alpha_x y(L_{13} - L_{12})x_1 < 0.$$

These values q^* allow us to explicitly compute the statistics on the network as discussed in Section 3.2.

To make these defaulting price levels more explicit, we wish to consider 4 simplified networks with $x_i = i$ and $\bar{p}_1 = \bar{p}_2 = \bar{p}_3 \leq 1$ for all banks. These networks and resultant q^* are:

- (i) **Completely connected:** Let $L_{ij} = \frac{1}{2}$ for all $i \neq j \in \{1, 2, 3\}$ with $y > 0$. First we note that, by construction, it must be that $q_1^* \geq q_2^* \geq q_3^*$ in this setup for any choice of bankruptcy costs and obligations to society. For notation to allow for easier comparisons later on, we will denote these thresholds as $q_1^{CC}, q_2^{CC}, q_3^{CC}$.

$$q_1^{CC} = y,$$

$$q_2^{CC} = \min\{q_1^{CC}, \frac{2y^2 + 3y + (1 - \alpha_L)}{4y + 4 + \alpha_x}\},$$

$$q_3^{CC} = \min\{q_2^{CC}, \frac{2(y^2 + (2 - \frac{\alpha_L}{2})y + (1 - \alpha_L))}{3(2y + 2 + \alpha_x - \alpha_L)}\}.$$

- (ii) **Ring 123:** Let $L_{12} = L_{23} = L_{31} = 1$ and $L_{13} = L_{32} = L_{21} = 0$ with $y > 0$. First we note that, by construction, it must be that $q_1^* \geq q_2^* \geq q_3^*$ in this setup for any choice of

bankruptcy costs and obligations to society. For notation to allow for easier comparisons later on, we will denote these thresholds as $q_1^{123}, q_2^{123}, q_3^{123}$.

$$\begin{aligned} q_1^{123} &= y, \\ q_2^{123} &= \min\left\{q_1^{123}, \frac{y^2 + 2y + (1 - \alpha_L)}{2y + 2 + \alpha_x}\right\}, \\ q_3^{123} &= \min\left\{q_2^{123}, \frac{y^3 + 3y^2 + 3y + (1 - \alpha_L^2)}{3y^2 + (6 + 2\alpha_x)y + (3 + \alpha_x(2 + \alpha_L))}\right\}. \end{aligned}$$

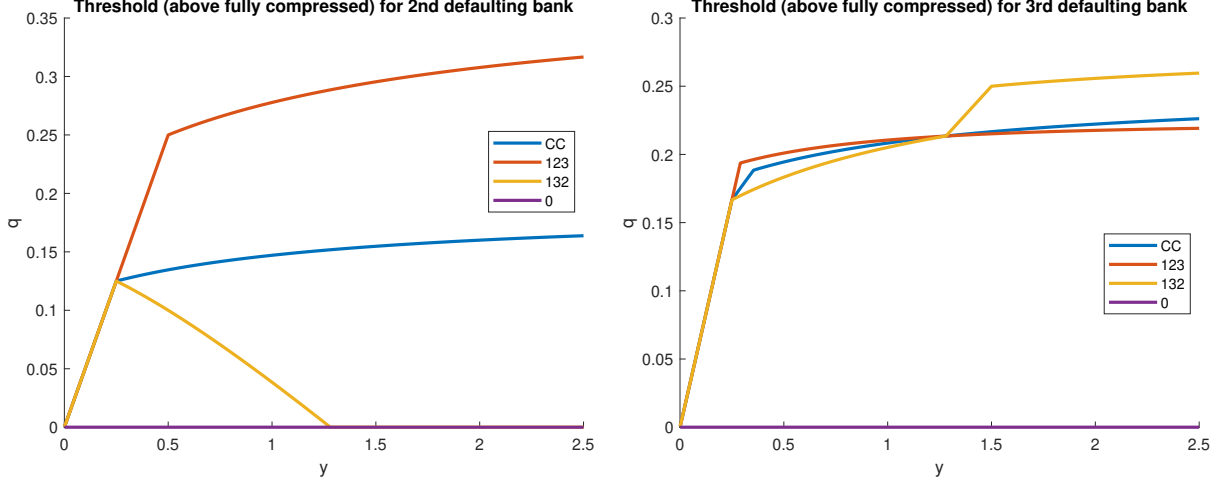
(iii) **Ring 132:** Let $L_{12} = L_{23} = L_{31} = 0$ and $L_{13} = L_{32} = L_{21} = 1$ with $y > 0$. For notation to allow for easier comparisons later on, we will denote these thresholds as $q_1^{132}, q_2^{132}, q_3^{132}$.

$$\begin{aligned} q_1^{132} &= y, \\ q_2^{132} &= \begin{cases} \frac{y}{2} & \text{if } y \geq \frac{1}{2} \left(1 - \alpha_x + \sqrt{(1 - \alpha_x)^2 + 8(1 - \alpha_L)}\right) \\ \min\left\{q_3^{132}, \frac{y^3 + 3y^2 + 3y + (1 - \alpha_L^2)}{2y^2 + (4 + 3\alpha_x)y + (2 + \alpha_x(3 + \alpha_L))}\right\} & \text{if } y < \frac{1}{2} \left(1 - \alpha_x + \sqrt{(1 - \alpha_x)^2 + 8(1 - \alpha_L)}\right), \end{cases} \\ q_3^{132} &= \begin{cases} \min\left\{q_2^{132}, \frac{y^3 + 3y^2 + 3y + (1 - \alpha_L^2)}{3y^2 + (6 + 2\alpha_x)y + (3 + \alpha_x(1 + 2\alpha_L))}\right\} & \text{if } y \geq \frac{1}{2} \left(1 - \alpha_x + \sqrt{(1 - \alpha_x)^2 + 8(1 - \alpha_L)}\right) \\ \min\left\{q_1^{132}, \frac{y^2 + 2y + (1 - \alpha_L)}{3y + 3 + \alpha_x}\right\} & \text{if } y < \frac{1}{2} \left(1 - \alpha_x + \sqrt{(1 - \alpha_x)^2 + 8(1 - \alpha_L)}\right). \end{cases} \end{aligned}$$

(iv) **Compressed:** Let $L_{ij} = 0$ for all $i \neq j \in \{1, 2, 3\}$ with $y > 0$. For notation to allow for easier comparison later on, we will denote these thresholds as q_1^0, q_2^0, q_3^0 .

$$q_1^0 = y, \quad q_2^0 = \frac{y}{2}, \quad q_3^0 = \frac{y}{3}.$$

As $q_1^* = y$ for any network construction in this setup, we will compare these 4 networks for the defaulting thresholds for banks 2 and 3 only. Figure 4 displays the default thresholds, in excess of the fully compressed system, for the 2nd and 3rd bank ($\max\{q_2^*, q_3^*\}$ and $\min\{q_2^*, q_3^*\}$ respectively) with $\alpha_x = \alpha_L = 0.5$. First, and notably, the default thresholds are lowest in the fully compressed system. This is further shown in Figure 7c in which the optimally compressed network with $\Lambda^\#$ is the fully compressed one. However, for comparison to [1], we also want to investigate the rerouting problem. By investigating q^* we can compare the stability and resilience of financial networks to *systematic* Bernoulli shocks. As displayed in Figure 4, and as can be verified analytically (for any $\alpha_x, \alpha_L \in [0, 1]$), $q_2^{CC} \leq q_2^{123}$ for any $y \geq 0$. That is for “small” shocks the completely connected system is always more stable and resilient than Ring 123. For “large” shocks with small enough obligations to society y , we find that $q_3^{CC} \leq q_3^{123}$; for larger obligations to society the opposite ordering is found. That is, for “large” shocks the total



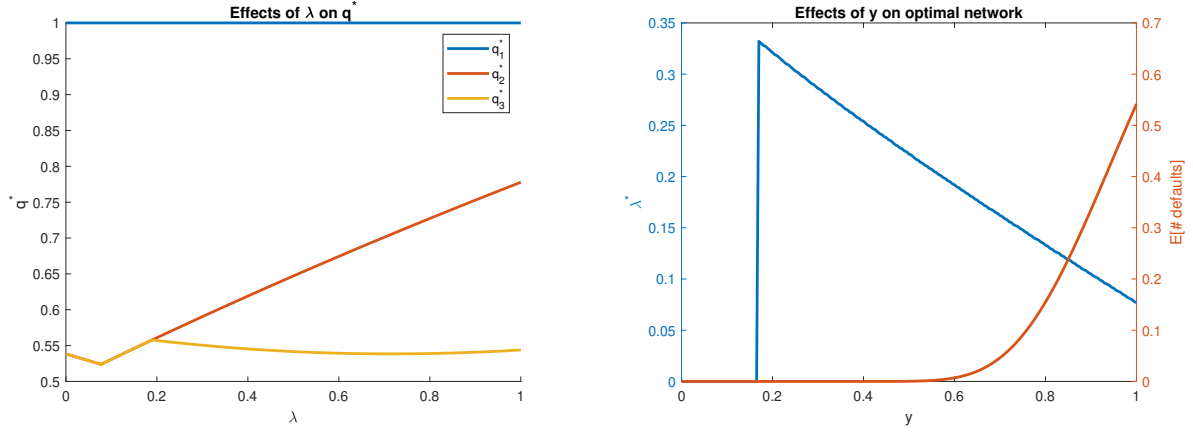
(a) The excess (over the fully compressed network) in the default threshold $\max\{q_2^*, q_3^*\} - y/2$ for the second defaulting bank.

(b) The excess (over the fully compressed network) in the default threshold $\min\{q_2^*, q_3^*\} - y/3$ for the third defaulting bank.

Figure 4: Section 4.1: Impact of obligations to society y to the default thresholds q^* .

obligations to society can alter the stability and resilience ordering between these two networks. This, generally, coincides with the robust fragility notion from [1] in which the completely connected system was more robust to small shocks but more fragile to large shocks. In contrast, the opposite relations hold between the completely connected network and Ring 132; that is, we find that the ring is more stable and resilient for “small” shocks ($q_2^{CC} \geq \max\{q_2^{132}, q_3^{132}\}$) but the ordering for “large” shocks depends on the obligations to society y (for small enough y then $q_3^{CC} \geq \min\{q_2^{132}, q_3^{132}\}$, for large enough y then $q_3^{CC} \leq \min\{q_2^{132}, q_3^{132}\}$). As systematic shocks and heterogeneous financial networks are vital to the consideration of financial stability, optimal compression and rerouting take on new significance since the typical heuristics in the literature will not hold generally.

We now wish to validate the performance of our genetic algorithm for finding the optimal networks. We will accomplish this by studying the expectation risk measure $\rho^{\mathbb{E}}$ with all three of our sample aggregation functions $\Lambda^{\#}, \Lambda^{\mathcal{N}}, \Lambda^0$. The validation is accomplished by comparing the results of the genetic algorithm with those using an interior point algorithm (initialized at $L_{ij} = \frac{1}{2}$ for all $i \neq j$). We also wish to compare these optimal networks with the 4 sample networks (completely connected, 2 rings, and the fully compressed system) to investigate the optimality of these heuristic constructions. In Figure 6, we consider the optimal rerouting problem under change of obligations to society y ; in Figure 7, we consider the optimal nonconservative compression (with fixed obligations to society) problem under change of obligations to society y . First, and foremost, our genetic algorithm accurately matches or even *outperforms* the optimal



(a) Effects of the network topology (λ) on the default thresholds q^* for rerouting. (b) Effects of obligations to society (y) on the most stable networks (determined by λ^*) in rerouting.

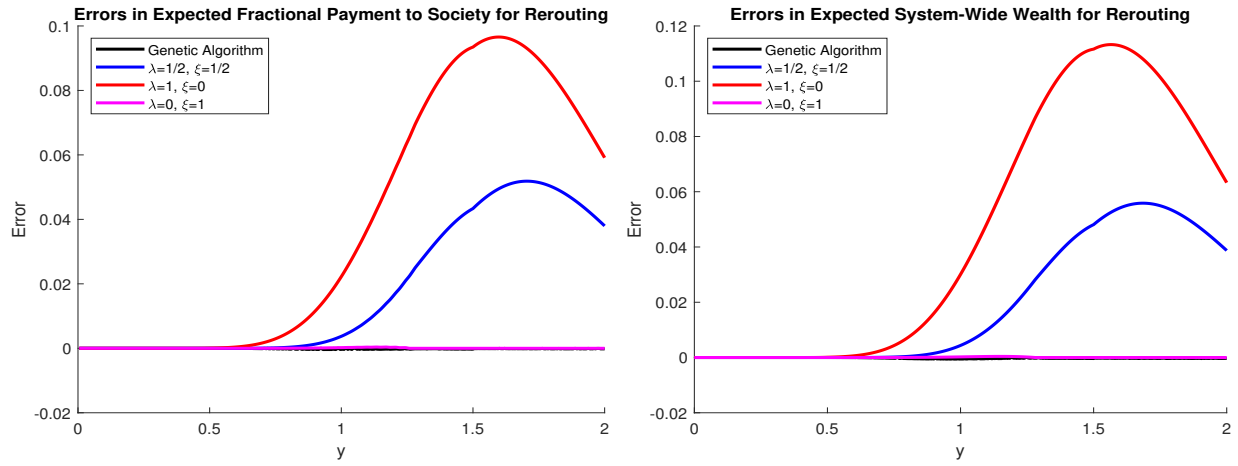
Figure 5: Section 4.1: Detailed visualization of the optimal rerouting problem.

network using an interior point algorithm (as seen in optimal nonconservative compression with Λ^0). Further, though the heuristic networks coincide with these optimal risk levels in specific cases, they do not uniformly perform as well as the optimal networks. Most interesting is the consideration of Λ^0 in which the optimally compressed network nearly coincides with the optimal rerouting problem for low y .

Consider now the optimal compression and rerouting problems for this three bank system. As above, throughout this example, we will fix $\alpha_x = \alpha_L = 0.5$ for simplicity of comparison. First, we will consider the optimal rerouting problem to generalize the notions from [1]. In order to ease the notation for the rerouting problem (with gross obligations of $1 + y$ for each of the three banks) let $L_{12} = L_{23} = L_{31} = \lambda$ and $L_{13} = L_{32} = L_{21} = 1 - \lambda$. First, for the most direct comparison, in Figure 5a we consider how modifying λ affects the defaulting thresholds q^* (with $y = 1$). By inspection the most stable and resilient system is clearly for some small, but strictly positive, λ . These optimally stable networks are described in Figure 5b; such a system is considered in which $q \sim \text{LogN}(-\frac{\sigma^2}{2}, \sigma^2)$ with $\sigma = 20\%$. Notably, the optimal network depends on the obligations to society y .

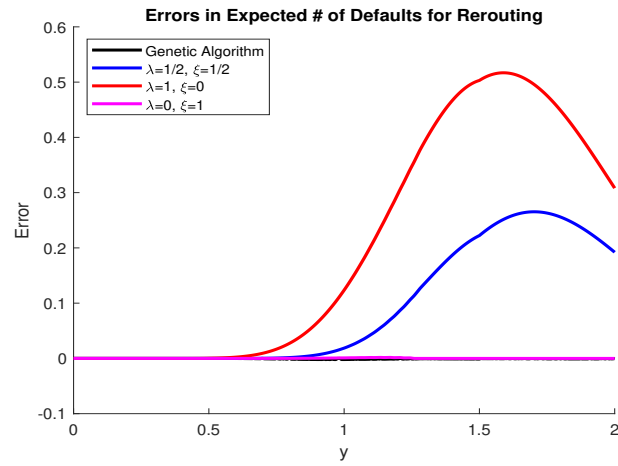
4.2 European banking system

In this section we demonstrate how our comonotonic approach with genetic algorithm for optimization can be applied in a larger financial network consisting of $n = 87$ banks to come



(a) Payments to society

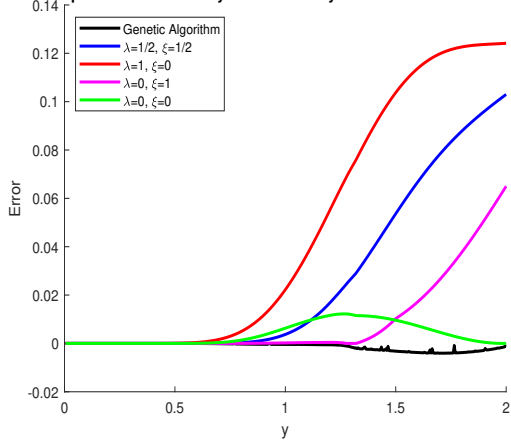
(b) Total wealth



(c) Number of defaulting (or solvent) banks

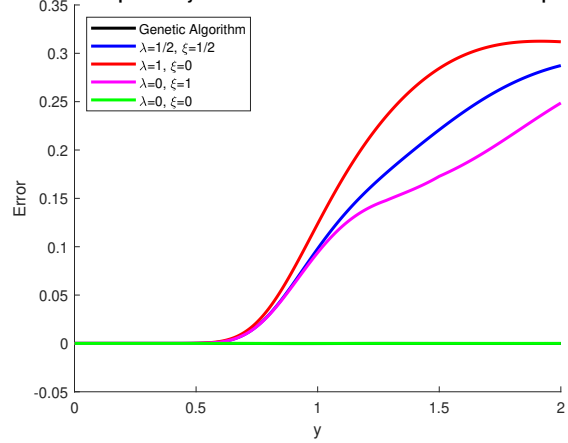
Figure 6: Section 4.1: Validation of the optimal rerouting problem.

Errors in Expected Fractional Payment to Society for Nonconservative Compression



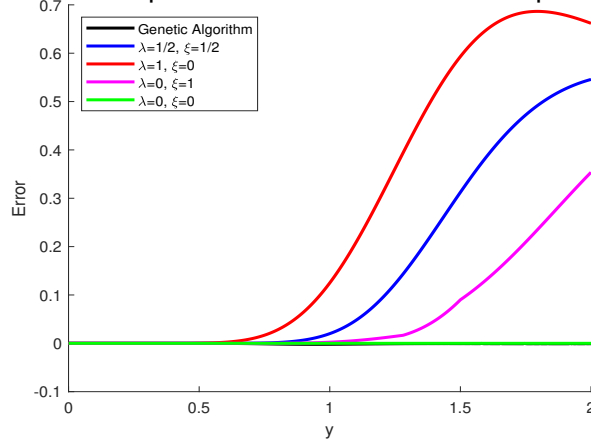
(a) Payments to society

Errors in Expected System-Wide Wealth for Nonconservative Compression



(b) Total wealth

Errors in Expected # of Defaults for Nonconservative Compression



(c) Number of defaulting (or solvent) banks

Figure 7: Section 4.1: Validation of the optimal nonconservative compression problem.

from the 2011 European Banking Authority EU-wide stress tests.¹ There are several previous empirical studies based on this dataset (see, e.g., [16,30]) and we calibrate this system by taking the same approach as [26]. We consider a stylized balance sheet for each bank with only three types of assets and liabilities. The total *interbank assets* for bank i is $\sum_{j=1}^n L_{ji}$ while the total *interbank liabilities* is $\sum_{j=1}^n L_{ij}$. The *external risk-free assets* for bank i is denoted by b_i and the *external risky assets* is denoted by s_i . On the other hand, the *external liabilities* for bank i is L_{i0} and the bank i is endowed with *capital* C_i .

Note that the EBA dataset only provides the total assets A_i , capital C_i , and interbank liabilities $\sum_{j=1}^n L_{ij}$ for each bank i . Therefore, we will make the following simplifying assumptions similar to [16,26,33]. We assume that the external (risky) assets are the difference between the total assets and interbank assets. The external obligations owed to the societal node (denoted by L_{i0}) will be assumed equal to the total liabilities less the interbank liabilities and capital. Further, we assume that the interbank assets is equal to the interbank liabilities for all banks, i.e., $\sum_{j=1}^n L_{ij} = \sum_{j=1}^n L_{ji}$ for all $i = 1, \dots, n$. Under these assumptions, the remainder of our stylized balance sheet can be constructed by setting

$$b_i = 0.8 \times (A_i - \sum_{j=1}^n L_{ij}), \quad s_i = 0.2 \times (A_i - \sum_{j=1}^n L_{ij}),$$

and,

$$L_{i0} = A_i - \sum_{j=1}^n L_{ij} - C_i, \quad \bar{p}_i = L_{i0} + \sum_{j=1}^n L_{ij},$$

which will guarantee that firm i 's net worth is equal to its capital, i.e., $C_i = A_i - \bar{p}_i$.

We will also need to consider the full nominal liabilities matrix $L \in \mathbb{R}_+^{87 \times 87}$ and not just the total interbank assets and liabilities. To achieve this, we will use the MCMC methodology of [30] which allows for randomized sparse structures to construct the full nominal liabilities matrix consistent with the total interbank assets and liabilities. Remark that as this example is only for illustrative purposes, we will consider only a single calibration of the interbank network.

The remaining parameters of the system are calibrated as follows. We specify the systematic factor as a lognormal distribution with parameters $q \sim \text{LogN}(r - \frac{\sigma^2}{2}, \sigma^2)$ described in millions of euros. Since during the period over which this data was collected, central banks were setting a low interest rate environment, we estimate that the risk-free interest rate is $r = 0$. Finally, from comparisons to annualized historical volatility of European markets in 2011, the volatility

¹Due to complications with the calibration methodology, we only consider 87 of the 90 institutions. DE029, LU45, and SI058 were not included in this analysis.

| | Bilateral | Conservative | Nonconservative-0 | Nonconservative |
|------------------------------|------------------|---------------------|--------------------------|------------------------|
| Maximally Compressed: | 2717.449 | 6749.574 | 6749.574 | 6749.574 |
| Optimally Compressed: | -0.033 | -0.033 | -1639.660 | -5339.976 |

Table 1: Section 4.2: Improvements in $\rho_{80\%}^{\text{ES}} \circ \Lambda^0$ from the initial network L in millions of euros (i.e., negative values indicate cost savings).

of the risky asset is estimated to be $\sigma = 20\%$.

For the purposes of this example, we consider clearing based on the pure Eisenberg-Noe mechanism, i.e., with full recovery in case of default ($\alpha_x = \alpha_L = 1$). We will consider two systemic risk measures to optimize over: the 80% expected shortfall of the payments to society ($\rho_{80\%}^{\text{ES}} \circ \Lambda^0$) and the number of solvent banks ($\rho_{80\%}^{\text{ES}} \circ \Lambda^\#$). Herein we compare two types of compression: “maximally compressed” corresponds to compressed network that removes as much excess liabilities from the network as possible (as is considered in [19]) whereas “optimally compressed” attempts to minimize the appropriate systemic risk measure. These two types of compression are then compared over 4 possible compression scenarios: bilateral compression ($\mathcal{C}^B(L)$), conservative compression ($\mathcal{C}^C(L)$), nonconservative compression with fixed obligations to society ($\mathcal{C}^N(L) \cap \mathcal{C}^0(L)$), and nonconservative compression ($\mathcal{C}^N(L)$). In particular, we wish to compare the systemic risk exhibited by the original network to those found in either the maximally compressed or optimally compressed scenarios. These results are provided in Tables 1 and 2.

As shown in Table 1, under maximal compression, the more relaxed the constraints the worse the expected outcome for society in the 20% tail event; however, by using optimal compression, the systemic risk can be improved significantly under compression. Notably, the optimal bilateral and conservative compression only find marginal improvements in the payments to society, whereas the maximally compressed versions increase systemic risk by billions of euros. The non-conservative compressions find substantial benefits (over €1.6 and €5.3 billion) if implemented optimally, but nearly €6.75 billion euros of cost when maximally applied without consideration for systemic effects.

In contrast, as shown in Table 2, the optimal and maximal compression algorithms provide identical systemic risk when attempting to minimize the expected number of defaults in the 20% tail events. In this scenario conservative compression outperforms bilateral compression and provides all the benefits of nonconservative compression; in such a setting we therefore find conservative compression the best as it allows all banks to remain with their original intended counterparties.

| | Bilateral | Conservative | Nonconservative-0 | Nonconservative |
|------------------------------|------------------|---------------------|--------------------------|------------------------|
| Maximally Compressed: | -0.599 | -2.196 | -2.196 | -2.196 |
| Optimally Compressed: | -0.599 | -2.196 | -2.196 | -2.196 |

Table 2: Section 4.2: Improvements in $\rho_{80\%}^{\text{ES}} \circ \Lambda^\#$ from the initial network L in $\#$ of banks (i.e., negative values indicate fewer bank defaults).

5 Conclusion

In this work we presented a general formulation for the optimal network compression problem and found it to be NP-hard. We then focused on an objective function taking the form of systemic risk measures. In particular, we consider systematic shocks in order to find tractable analytical forms for these systemic risk measures. Such scenarios allow us to generalize the work of, e.g., [1] to consider the robustness of various network topologies.

As the optimal network compression problem is nonconvex and NP-hard in general, the choice of optimization algorithms is of great interest. This is doubly so if idiosyncratic shocks are introduced as the computation of the systemic risk measures can be NP-hard as well in such a setting (see, e.g., [9,34]). In this work we implemented a genetic algorithm to search for global minima networks. We leave further research on choosing optimization procedures, especially machine learning methods, for future research.

References

- [1] Daron Acemoglu, Asuman Ozdaglar, and Alireza Tahbaz-Salehi. Systemic risk and stability in financial networks. *American Economic Review*, 105(2):564–608, 2015.
- [2] Hamed Amini, Rama Cont, and Andreea Minca. Resilience to contagion in financial networks. *Mathematical Finance*, 26(2):329–365, 2016.
- [3] Hamed Amini, Damir Filipović, and Andreea Minca. To fully net or not to net: Adverse effects of partial multilateral netting. *Operations Research*, 64(5):1135–1142, 2016.
- [4] Hamed Amini, Damir Filipović, and Andreea Minca. Uniqueness of equilibrium in a payment system with liquidation costs. *Operations Research Letters*, 44(1):1–5, 2016.
- [5] Hamed Amini, Damir Filipovic, and Andreea Minca. Systemic risk in networks with a central node. *SIAM Journal on Financial Mathematics*, 11(1):60–98, 2020.
- [6] Hamed Amini and Andreea Minca. Clearing financial networks: Impact on equilibrium asset prices and seniority of claims. *Available at SSRN 3632454*, 2020.

- [7] Kartik Anand, Ben Craig, and Goetz Von Peter. Filling in the blanks: Network structure and interbank contagion. *Quantitative Finance*, 15(4):625–636, 2015.
- [8] Yannick Armenti and Stéphane Crépey. Central clearing valuation adjustment. *SIAM Journal on Financial Mathematics*, 8(1):274–313, 2017.
- [9] Tathagata Banerjee and Zachary Feinstein. Pricing of debt and equity in a financial network with comonotonic endowments. 2019. Working paper.
- [10] Marco Bardoscia, Stefano Battiston, Fabio Caccioli, and Guido Caldarelli. DebtRank: A microscopic foundation for shock propagation. *PLOS ONE*, 10(6):1–13, 2015.
- [11] Stefano Battiston, Michelangelo Puliga, Rahul Kaushik, Paolo Tasca, and Guido Caldarelli. DebtRank: Too central to fail? Financial networks, the FED and systemic risk. *Scientific reports*, 2:541, 2012.
- [12] Agostino Capponi, Peng-Chu Chen, and David D. Yao. Liability concentration and systemic losses in financial networks. *Operations Research*, 64(5):1121–1134, 2016.
- [13] Agostino Capponi, W Allen Cheng, Sriram Rajan, et al. Systemic risk: The dynamics under central clearing. *Office of Financial Research, Working Paper (7 May)*, 2015.
- [14] Çağın Ararat and Birgit Rudloff. Dual representations for systemic risk measures. 2016. Working paper.
- [15] Chen Chen, Garud Iyengar, and Ciamac C. Moallemi. An axiomatic approach to systemic risk. *Management Science*, 59(6):1373–1388, 2013.
- [16] Nan Chen, Xin Liu, and David D. Yao. An optimization view of financial systemic risk modeling: The network effect and the market liquidity effect. *Operations Research*, 64(5), 2016.
- [17] Rodrigo Cifuentes, Hyun Song Shin, and Gianluigi Ferrucci. Liquidity risk and contagion. *Journal of the European Economic Association*, 3(2-3):556–566, 2005.
- [18] Rama Cont and Thomas Kokholm. Central clearing of otc derivatives: bilateral vs multi-lateral netting. *Statistics & Risk Modeling*, 31(1):3–22, 2014.
- [19] Marco D’Errico and Tarik Roukny. Compressing over-the-counter markets. 2019. Working paper.
- [20] Christian Diem, Anton Pichler, and Stefan Thurner. What is the minimal systemic risk in financial exposure networks? *Journal of Economic Dynamics and Control*, page 103900, 2020.

- [21] Darrell Duffie, Martin Scheicher, and Guillaume Vuillemeys. Central clearing and collateral demand. *Journal of Financial Economics*, 116(2):237–256, 2015.
- [22] Darrell Duffie and Haoxiang Zhu. Does a central clearing counterparty reduce counterparty risk? *Review of Asset Pricing Studies*, 1:74–95, 2011.
- [23] Larry Eisenberg and Thomas H. Noe. Systemic risk in financial systems. *Management Science*, 47(2):236–249, 2001.
- [24] Matthew Elliott, Benjamin Golub, and Matthew O. Jackson. Financial networks and contagion. *American Economic Review*, 104(10):3115–3153, 2014.
- [25] Zachary Feinstein. Financial contagion and asset liquidation strategies. *Operations Research Letters*, 45(2):109–114, 2017.
- [26] Zachary Feinstein. Obligations with physical delivery in a multi-layered financial network. *SIAM Journal on Financial Mathematics*, 10(4):877–906, 2019.
- [27] Zachary Feinstein, Weijie Pang, Birgit Rudloff, Eric Schaanning, Stephan Sturm, and Mackenzie Wildman. Sensitivity of the Eisenberg and Noe clearing vector to individual interbank liabilities. *SIAM Journal on Financial Mathematics*, 9(4):1286–1325, 2018.
- [28] Zachary Feinstein, Birgit Rudloff, and Stefan Weber. Measures of systemic risk. *SIAM Journal on Financial Mathematics*, 8(1):672–708, 2017.
- [29] Prasanna Gai and Sujit Kapadia. Contagion in financial networks. Bank of England Working Papers 383, Bank of England, 2010.
- [30] Axel Gandy and Luitgard A.M. Veraart. A Bayesian methodology for systemic risk assessment in financial networks. *Management Science*, 63(12):4428–4446, 2016.
- [31] Axel Gandy and Luitgard Anna Maria Veraart. Adjustable network reconstruction with applications to CDS exposures. *Journal of Multivariate Analysis*, 172:193–209, 2019.
- [32] Paul Glasserman, Ciamac C. Moallemi, and Kai Yuan. Hidden illiquidity with multiple central counterparties. *Operations Research*, 64(5):1143–1158, 2016.
- [33] Paul Glasserman and H. Peyton Young. How likely is contagion in financial networks? *Journal of Banking and Finance*, 50:383–399, 2015.
- [34] Christian Gouriéroux, Jean-Cyprien Héam, and Alain Monfort. Bilateral exposures and systemic solvency risk. *Canadian Journal of Economics*, 45(4):1273–1309, 2012.
- [35] Grzegorz Hałaj and Christoffer Kok. Assessing interbank contagion using simulated networks. *Computational Management Science*, 10(2-3):157–186, 2013.

- [36] Richard M Karp. Reducibility among combinatorial problems. In *Complexity of computer computations*, pages 85–103. Springer, 1972.
- [37] Mladen Kovačević, Ivan Stanojević, and Vojin Šenk. On the hardness of entropy minimization and related problems. In *2012 IEEE Information Theory Workshop*, pages 512–516. IEEE, 2012.
- [38] Eduard Kromer, Ludger Overbeck, and Katrin Zilch. Systemic risk measures on general probability spaces. *Mathematical Methods of Operations Research*, 84(2):323–357, 2016.
- [39] Paolo Emilio Mistrulli. Assessing financial contagion in the interbank market: Maximum entropy versus observed interbank lending patterns. *Journal of Banking and Finance*, 35(5):1114–1127, 2011.
- [40] Leonard C.G. Rogers and Luitgard A.M. Veraart. Failure and rescue in an interbank network. *Management Science*, 59(4):882–898, 2013.
- [41] TriOptima. TriReduce - portfolio compression. 2016. Available https://www.trioptima.com/media/filer_public/31/f1/31f14682-5137-4ef1-80af-e8bb09835dce/trireduce_general_factsheet.pdf.
- [42] Christian Upper and Andreas Worms. Estimating bilateral exposures in the German interbank market: Is there a danger of contagion? *European Economic Review*, 48(4):827–849, 2004.
- [43] Luitgard A.M. Veraart. When does portfolio compression reduce systemic risk? 2019. Working paper.
- [44] Satoshi Watanabe. Pattern recognition as a quest for minimum entropy. *Pattern Recognition*, 13(5):381–387, 1981.

A Proof of Theorem 2.4

We will consider the minimum relative liability entropy as the objective function:

$$f(L) = - \sum_{i=1}^n \sum_{j=1}^n \pi_{ij} \log(\pi_{ij}), \tag{3}$$

where $\pi_{ij} = \frac{L_{ij}}{\bar{p}_i}$ denotes the relative liability of firm i toward firm j . We refer to Remark 2.5 for the interpretation of this objective function for network compression.

Consider an instance of the NP-complete SUBSET SUM problem [36], defined by a set of positive integers $S = \{k_1, k_2, \dots, k_n\}$ and an integer target value $\theta \in \mathbb{N}$, we wish to know

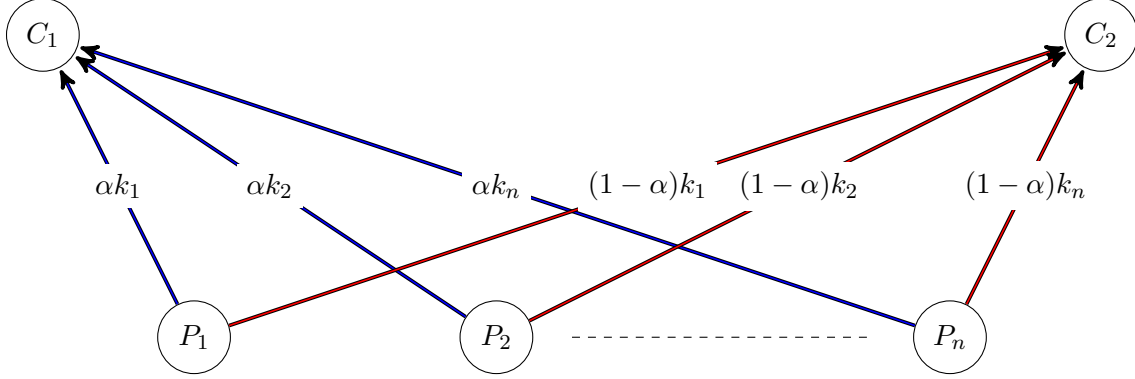


Figure 8: Reduction to SUBSET SUM NP-complete problem for optimal rerouting and nonconservative compression.

whether there exist a subset of these integers that sums up to θ . We will show that this can be viewed as a special case for the optimal network compression in the case of network rerouting, nonconservative and conservative compression models.

Let $K = k_1 + k_2 + \dots + k_n$ and $\alpha = \theta/K \in (0, 1)$ (otherwise, the SUBSET SUM decision is trivial). Given an instance of the SUBSET SUM problem, we define a corresponding instance of the optimal rerouting compression by considering the bipartite network of Figure 8 with two core nodes $\{C_1, C_2\}$ on one side and n periphery nodes $\{P_1, \dots, P_n\}$ on the other side. We set the initial liabilities \tilde{L} as $\tilde{L}_{P_i, C_1} = \alpha k_i$ and $\tilde{L}_{P_i, C_2} = (1 - \alpha)k_i$ for all $i = 1, \dots, n$. Note that the total interbank receivables for C_1 and C_2 is respectively θ and $K - \theta$, while the total interbank liabilities is zero for C_1 and C_2 . On the other hand, for all $i = 1, \dots, n$, the total interbank liabilities for node P_i is k_i while the total interbank receivables is zero.

The optimal rerouting compression model is thus equivalent to finding $x_i \in [0, 1]$ for $L_{P_i, C_1} = x_i k_i$ and $L_{P_i, C_2} = (1 - x_i)k_i$ which satisfies $\sum_{i=1}^n x_i k_i = \theta$, and minimizes

$$f(L) = f(x_1, \dots, x_n) = - \sum_{i=1}^n x_i \log(x_i) - \sum_{i=1}^n (1 - x_i) \log(1 - x_i).$$

Since $x \log(x) + (1 - x) \log(1 - x) \leq 0$ for all $x \in [0, 1]$ with equality only for $x = 0, 1$, we infer $f(x_1, \dots, x_n) \geq 0$, and the equality holds if and only if there exists $x_i \in \{0, 1\}$ such that $\sum_{i=1}^n x_i k_i = \theta$. Hence, if the solution to optimal rerouting compression model corresponds to $f(L) = 0$ then there exist a subset of S that sums up to θ .

Further, note that in the bipartite network of Figure 8, the optimal nonconservative compression is equivalent to optimal rerouting. Hence, the same argument shows that the optimal nonconservative compression is NP-hard.

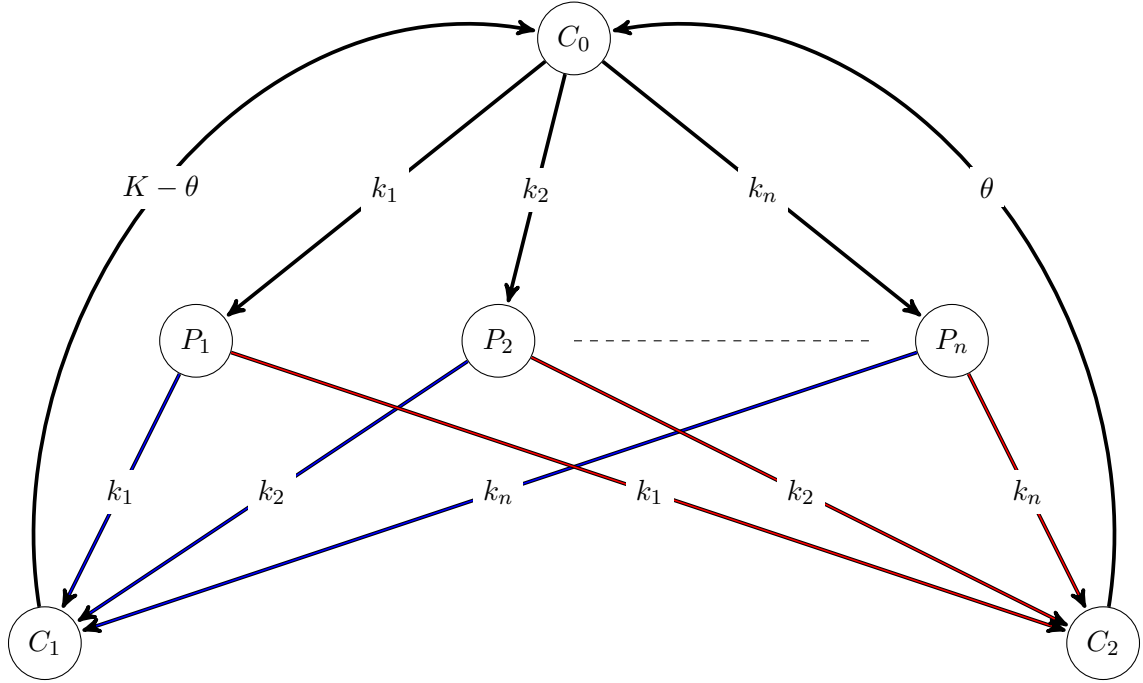


Figure 9: Reduction to SUBSET SUM problem for optimal conservative compression model.

Hence, it only remains to prove the case of conservative compression model. Given an instance of the SUBSET SUM problem, we define a corresponding instance of the optimal conservative compression by considering the network of Figure 9 with three core nodes $\{C_0, C_1, C_2\}$ and n periphery nodes $\{P_1, \dots, P_n\}$. We set the initial liabilities \tilde{L} as $\tilde{L}_{P_i, C_1} = k_i$ and $\tilde{L}_{P_i, C_2} = k_i$ for all $i = 1, \dots, n$. Note that the net interbank liabilities for C_1 and C_2 is respectively $-\theta$ and $-(K - \theta)$. On the other hand, for all $i = 1, \dots, n$, the net interbank liabilities for node P_i is k_i . Further, for the node C_0 the net interbank liabilities is zero.

It is then easy to show that the minimum relative liability entropy can be found by setting $L_{C_0, P_i} = 0$ for all $i = 1, \dots, n$ and consequently, $L_{C_1, C_0} = 0$ and $L_{C_2, C_0} = 0$. The optimization problem is thus equivalent to find $x_i \in [0, 1]$ which gives $L_{P_i, C_1} = x_i k_i$ and $L_{P_i, C_2} = (1 - x_i) k_i$ for all $i = 1, \dots, n$. The x_i s should satisfy $\sum_{i=1}^n x_i k_i = \theta$ and minimizes again

$$f(x_1, \dots, x_n) = - \sum_{i=1}^n x_i \log(x_i) - \sum_{i=1}^n (1 - x_i) \log(1 - x_i) \geq 0.$$

The equality holds if and only if there exists $x_i \in \{0, 1\}$ such that $\sum_{i=1}^n x_i k_i = \theta$. We conclude that if the solution to optimal conservative compression model corresponds to $f(L) = 0$, then there exist a subset of S that sums up to θ , which completes the proof.