

Coverage-Based Debloating for Java Bytecode

CÉSAR SOTO-VALERO, KTH Royal Institute of Technology, Sweden

THOMAS DURIEUX, KTH Royal Institute of Technology, Sweden

NICOLAS HARRAND, KTH Royal Institute of Technology, Sweden

BENOIT BAUDRY, KTH Royal Institute of Technology, Sweden

Software bloat is code that is packaged in an application but is actually not necessary to run the application. The presence of software bloat is an issue for security, for performance, and for maintenance. In this paper, we introduce a novel technique for debloating Java bytecode, which we call coverage-based debloating. We leverage a combination of state-of-the-art Java bytecode coverage tools to precisely capture what parts of a project and its dependencies are used at runtime. Then, we automatically remove the parts that are not covered to generate a debloated version of the compiled project. We successfully generate debloated versions of 220 open-source Java libraries, which are syntactically correct and preserve their original behavior according to the workload. Our results indicate that 68.3 % of the libraries' bytecode and 20.5 % of their total dependencies can be removed through coverage-based debloating. Meanwhile, we present the first experiment that assesses the utility of debloated libraries with respect to client applications that reuse them. We show that 80.9 % of the clients with at least one test that uses the library successfully compile and pass their test suite when the original library is replaced by its debloated version.

CCS Concepts: • **Software and its engineering** → **Software libraries and repositories; Software maintenance tools; Empirical software validation.**

Additional Key Words and Phrases: software bloat, code coverage, program specialization, bytecode, software maintenance

1 INTRODUCTION

Software systems have a natural tendency to grow over time, both in terms of size and complexity [16, 20, 40, 51]. A part of this growth comes with the addition of new features or bug fixes. Another part is due to the potentially useless code that accumulates over time. This phenomenon, known as software bloat, is becoming more prevalent with the emergence of large software frameworks [3, 28, 41], and the widespread practice of code reuse [15, 45, 57]. Software debloating consists of automatically removing unnecessary code [17]. This task poses several challenges for code analysis and transformation: determine the bloated parts of the software [10, 39, 43], remove these parts while keeping its integrity, and produce a debloated version of the software that can still run and provide useful features. In this context, the problem of effectively and safely debloating real-world applications remains a long-standing software engineering endeavor.

Most state-of-the-art debloating techniques target this problem using static analysis [24, 43, 44, 49]. Debloating software using static analysis is scalable. Yet, the results lack precision in the presence of dynamic language features, which are prevalent in modern programming languages, and commonly used in practice [46]. Dynamic program analysis techniques outperform static approaches through the collection of fine-grain program usage information at runtime [10, 39]. However, capturing complete and precise dynamic usage information is challenging, especially if it needs to be applied reliably and at scale.

In this paper, we propose a novel dynamic software debloating technique for Java bytecode based on code coverage. Our new approach, implemented in the Java `DeBLoater` (JDBL) tool, handles the challenge of capturing precise dynamic usage by leveraging the industry-standard dynamic analysis techniques implemented in software coverage tools. Coverage tools have several advantages compared to research prototypes. They are actively maintained and are used by the industry on

a large diversity of projects. Different coverage tools handle corner cases differently. This means that we can combine several tools to consolidate the coverage information and identify precisely which part of the applications is used at runtime. Based on this information, JDBL automatically transforms the bytecode and removes the bloated code. JDBL validates the debloated project by rebuilding it with the same configuration as the original, and re-executing the test suite. This validates if the debloated project is syntactically correct and if it preserves its original behavior.

The key technical contribution of our work consists in collecting very accurate coverage, to minimize the risks of generating an ill-formed debloated software artifact. The loss of information in the compilation from source to bytecode, as well as the existence of software elements that are required but are not executed are two essential challenges to precisely capture the code that can be safely removed. Additionally, coverage tools do not handle third-party libraries, while it is a primary source of software bloat [1, 45, 58]. In JDBL, we address those challenges through the aggregation of the coverage information collected by four coverage tools. The tools complement each other, as they implement custom heuristics to cover the corner cases. JDBL also extends the Maven build mechanism to collect coverage information from third-party libraries.

We evaluate JDBL by debloating 220 open-source Java libraries. This represents a total of 10M+ lines of code, which accounts for 121,055 classes and 254 unique third-party dependencies. We assess the effectiveness of our technique to preserve both syntactic correctness and the original behavior of these libraries. We quantify the impact of coverage-based debloating concerning the reduction of the libraries' size at three distinct granularity levels: number of removed methods, classes, and dependencies. JDBL finds that 62.2 % of classes in the libraries are bloated, which represents 68.3 % of the libraries' bytecode, whereas the 20.5 % of dependencies can be completely removed.

We further validate the usability of the debloated libraries by building client programs that declare a dependency towards these libraries. This is the first such utility assessment in the literature of software debloating. First, we check if the client program compiles correctly with the debloated library. Then, we check if the program's test suite still passes. We evaluate the utility of coverage-based debloating with respect to 1,001 programs that have at least one direct reference to the debloated library in their source code. Our additional validation shows that 95.6 % of the programs successfully compile after replacing the library by its debloated version, and 80.9 % of programs which test suite covers at least one class of the library can successfully run their test suite, when using the debloated libraries.

In summary, JDBL is the first debloating tool for Java that combines diverse coverage data sources with bytecode removal transformations and validates the debloating results throughout the whole software build pipeline. Unlike existing Java debloating techniques [7, 24, 26, 45, 49], our approach exploits the diversity of bytecode coverage tools to collect accurate and complete coverage information through the whole dependency tree. The complete automation of the debloating procedure and our reliable trace collection allowed us to evaluate JDBL on the largest debloating dataset up to date. Moreover, this is the first work in the debloating literature that assesses the utility of the debloated libraries with respect to their clients.

The contributions of this paper are the following:

- A practical bytecode debloating approach for Java artifacts based on the collection of complete coverage information from multiple sources.
- An open-source tool, JDBL, which executes throughout the Maven build pipeline and automatically generates debloated versions of Java artifacts.
- The largest empirical study on software debloating performed on 395 libraries, concerning code reduction at three granularity levels and using four different validation layers.

- A novel assessment of the impact of debloating for library clients, which exercises 1,001 clients of the 220 libraries that JDBL successfully debloats.

The rest of this paper is structured as follows. Section 2 presents a motivating example. Sections 3, 4, and 5 present the design and evaluation of our approach. Sections 6 and 7 present the threats to validity and the related work.

2 MOTIVATING EXAMPLE

In this section, we illustrate the impact of software bloat in the context of a Java application with dependencies. Figure 1 shows the dependency tree of a typical Java project. JPROJECT implements a set of features and reuses functionalities provided by third-party dependencies. To illustrate the notion of software bloat, we focus on one specific functionality that JPROJECT reuses: parsing a configuration file located in the file system, provided by the *commons-configuration2* library.¹

In our example, JPROJECT uses this library to read properties and json configuration files. However, *commons-configuration2* supports additional file formats, which are not necessary for JPROJECT to run correctly, i.e., they are considered as bloat. Yet, all the classes of the library must be added in the classpath of JPROJECT, as well as all the runtime dependencies of the library. The green and red components in Figure 1 highlight this phenomenon: only the API members in green are necessary for JPROJECT. All the code that belongs to the components in red, which includes all the functionalities for parsing other types of files than properties and json, are bloated with respect to JPROJECT. This represents a considerable amount of bytecode from *commons-configuration2* that is included in JPROJECT but is not needed. In addition, the dependency towards *commons-configuration2*, implies that JPROJECT has to include the classes of a total of 7 transitive dependencies in its classpath. Some classes in the dependency B are used to process the file formats used by JPROJECT, and parsing json files requires functions from dependencies C and D. Notice that no classes in the dependencies E, F, G, and H, are necessary for JPROJECT.

This example illustrates the typical characteristics of Java projects: they are composed of a main module and import third-party dependencies; all the code of the main module, the dependencies, and the transitive dependencies are packaged in the project’s JAR; the existence of disjoint execution paths makes Java projects susceptible to include unnecessary functionalities from libraries declared as dependencies.

In this paper, we focus on debloating functionalities from compiled Java projects and their dependencies. This involves the detection and removal of the reachable bytecode instructions that do not provide any functionalities to the project at runtime, both in the project’s own classes and in the classes of its dependencies. The objective of this bytecode transformation is to reduce the size and attack surface of the project while still providing the same functionalities to its clients.’

The main challenge for software debloating is to obtain a precise usage information of the application and identify which parts can be safely removed. In the next section, we describe our approach to overcome these challenges using code coverage for debloating. We first motivate our approach and introduce its critical technical challenges. Then, we present the details of our technique.

3 COVERAGE-BASED DEBLOATING

Given a Java project and coverage information collected when running a specific workload on the project, the coverage-based debloating technique consists of removing the bytecode constructs that are not necessary to run the workload correctly. Coverage-based debloating takes a project and a

¹<https://commons.apache.org/proper/commons-configuration2>

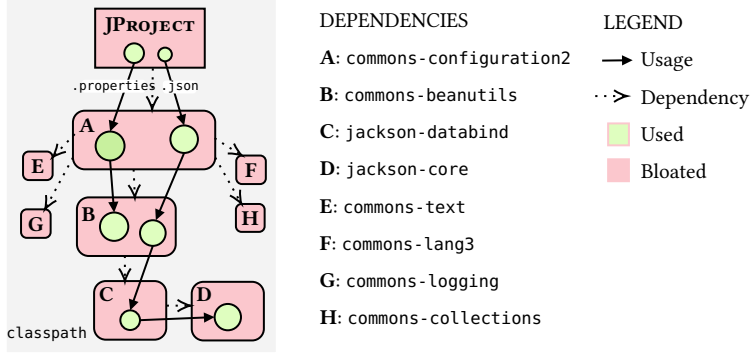


Fig. 1: Typical code reuse scenario in the Java ecosystem. The Java project, JPROJECT, uses functionalities provided by the library *commons-configuration2*. The square node represents the bytecode in JPROJECT, rounded nodes are dependencies, circles inside the nodes are API members called in the bytecode of libraries and dependencies. Used components are in green, bloated components are in red.

workload as input and produces a valid compiled Java project as output. The debloated artifact is executable and has the same behavior as the original, w.r.t. the workload.

DEFINITION 1. Coverage-based debloating: Let \mathcal{P} be a program that contains a set of instructions $\mathcal{S}_{\mathcal{P}}$ and a workload that exercises a set $\mathcal{F}_{\mathcal{P}}$ of instructions, where $\mathcal{F}_{\mathcal{P}} \subset \mathcal{S}_{\mathcal{P}}$. The coverage-based debloating technique transforms \mathcal{P} into a correct program \mathcal{P}' , where $|\mathcal{S}_{\mathcal{P}'}| < |\mathcal{S}_{\mathcal{P}}|$ and \mathcal{P}' preserves the same behavior as \mathcal{P} when executing the workload.

The collection of complete coverage information is a critical task for coverage-based debloating. If the coverage misses some bytecode instructions, then some functionalities will be incorrectly removed, or the debloated bytecode will be ill-formed. On the other hand, if the coverage marks too much bytecode as executed, the effectiveness of debloating is limited. In the following section, we discuss some key challenges and limitations of current techniques to collect complete Java bytecode coverage information. Then, we introduce the solutions we adopt to address these technical challenges, which are part of our contributions.

3.1 Challenges of Accurate and Complete Coverage for Debloating

Java has a rich ecosystem of tools and algorithms to collect code coverage reports. These tools, which rely on bytecode transformations [56], perform the following three key steps: (i) the bytecode is enriched with probes at particular locations of the program's control flow, depending on the granularity level of the coverage; (ii) the instrumented bytecode is executed in order to collect the information on which probes are activated at runtime; (iii) the activated regions of the bytecode are mapped with the source code, and a coverage report is given to the user.

Existing code coverage techniques are implemented in mature, robust, and scalable tools, which can serve as the foundation for coverage-based debloating. State-of-the-art tools for this purpose include JaCoCo,² Jcov,³ and Clover.⁴ Yet, all of them have two essential limitations when used for debloating. First, different instrumentation strategies do not handle specific corner cases, while capturing the program's execution [30]. For example, JaCoCo does not generate a complete

²<https://www.eclemma.org/jacoco>

³<https://github.com/openjdk/jcov>

⁴<https://opencllover.org>

```

1 public class Foo {
2     public void m1() {
3         m2();
4     }
5     public void m2() {
6         throw new IllegalArgumentException();
7     }
8 }
9
10 public class FooTest {
11     @Test(expected = IllegalArgumentException.class)
12     public void test() {
13         Foo foo = new Foo();
14         foo.m1();
15     }
16 }

```

Listing 1: Example of an incomplete coverage report given by JaCoCo. The method `m2` is executed when running the method `test` in `FooTest`. However, this method is not considered as covered by JaCoCo.

coverage report for fields, methods that contain only one statement that triggers an exception, and the compiler-generated methods and classes for enumerations. Second, by default, these tools collect coverage only for the bytecode of an artifact and do not instrument the bytecode of third-party libraries. In the following, we discuss the corner cases for accurate coverage in detail. In [Section 3.2](#), we present our approach to address corner cases and collect coverage information across the whole dependency tree.

Collecting code coverage involves several challenges related to source code compilation and bytecode instrumentation. First, the bytecode instrumentation must be safe and efficient, i.e., it must not alter the functional behavior of the application and have a limited runtime overhead. Second, the instrumentation must generate a coverage report that is complete, i.e., all the bytecode that is necessary to execute the workload should be reported as covered. This latter challenge is the most critical for our debloating purposes: missing a class in the report means that a necessary piece of bytecode will be removed, causing the debloated application to be syntactically or semantically incorrect.

Two main factors affect the completeness of the coverage. First, different coverage tools have divergent coverage strategies to handle the variety of existing bytecode constructs [21]. Consequently, these tools provide different reports for the same build setup, posing a challenge for debloating purposes. Second, the Java compiler transforms the bytecode, causing information gaps between source and bytecode, e.g., by inlining constants or creating synthetic API members in certain situations [31, 47]. In this case, it is not possible for coverage tools to collect information missing in the original bytecode. The following examples illustrate the challenges of capturing all bytecode constructs covered at runtime, in a way that is accurate enough to support debloating.

Example #1 *Implicit Exceptions Thrown From Invoked Methods.* [Listing 1](#) shows an example of an incorrect coverage report caused by a design limitation of JaCoCo. The method `m2` (lines 5 to 7) is not considered as covered by JaCoCo. However, it is clear that, if we remove it, the test in class `FooTest` fails (lines 11 to 15). The reason for this unexpected behavior is that the JaCoCo probe insertion strategy does not consider implicit exceptions thrown from invoked methods. These types of exceptions are subclasses of the classes `RuntimeException` and `Error`, and are expected to be thrown by the JVM itself at runtime. If the control flow between two probes is interrupted by an exception not explicitly created with a `throw` statement, all the instructions in between are considered as not covered because JaCoCo misses the instrumentation probe on the exit point of

```

1 public enum FooEnum {
2     MAGIC("forty two");
3     public final String label;
4     private FooEnum(String label) {
5         this.label = label;
6     }
7 }
8
9 public class FooEnumTest {
10     @Test
11     public void test() {
12         assertEquals("forty two", FooEnum.valueOf("MAGIC").label);
13     }
14 }

```

Listing 2: Example of an incomplete coverage result given by JaCoCo. The compiler-generated method `valueOf` in `FooEnum` is executed. However, this method is not instrumented and `FooEnum` is reported as not covered.

the method. To mitigate this issue, JaCoCo adds an additional probe between the instructions of two lines whenever the subsequent line contains at least one method invocation. This technique limits the effect of implicit exceptions from method invocations to single lines of source code. However, the approach only works for class files compiled with debug information (line numbers) and does not consider implicit exceptions from other instructions than method invocations (e.g., `NullPointerException` or `ArrayIndexOutOfBoundsException`). In conclusion, JaCoCo does not consider methods with a single-line invocation to other methods that throw exceptions as covered, which has a negative impact on the precision of the coverage report in this particular scenario.

Example #2 *Implicit Methods in Enumerated Types.* Listing 2 shows an example of incorrect coverage due to the inability of JaCoCo to account for implicit methods in enumerated types. `FooEnum` is a Java enumerated type declaring the string constant `MAGIC` with the value "forty two" (line 2). The test method in the class `FooEnumTest` asserts the value of the constant in line 12. However, `FooEnum` is not covered according to JaCoCo. The reason is that, in Java, every enumerated type implicitly extends the class `java.lang.Enum`, which implements the methods `Enum.values()` and `Enum.valueOf()`. These are compiler-generated methods, i.e., the `javac` compiler injects them at compile-time. These methods are not considered by various coverage tools, which degrades the overall completeness of the produced coverage report.

Example #3 *Java Compiler Optimizations.* Listing 3 illustrates an example that is incorrectly handled by all code coverage tools based on bytecode instrumentation. The variable `MAGIC`, initialized with a final static integer literal in line 2, is used in the `FooTest` class as `Foo.MAGIC` (line 8). However, the class `Foo` is not detected as covered by any code coverage tool based on bytecode instrumentation. The cause is a bytecode optimization implemented in the `javac` compiler, which inlines constants at compilation time. Listing 4 shows the bytecode generated after compiling the sources of the `FooTest` class in Listing 3. As we observe in lines 4 to 5, the value of the constant `MAGIC` is directly substituted by its integer value, and hence the reference to the class `Foo` is lost in the bytecode. Note that, if we remove the class `Foo`, the program will not compile correctly.

3.2 Addressing Coverage Challenges for Debloating

This section describes our approach to tackle the bytecode coverage challenges presented in the previous section. We describe our technique to aggregate coverage reports from different tools and capture coverage across the whole dependency tree. The goal is to consolidate coverage information that can be used for debloating.

```

1 class Foo(){
2     public static final int MAGIC = 42;
3 }
4
5 public class FooTest {
6     @Test
7     public void test() {
8         assertEquals(42, Foo.MAGIC);
9     }
10 }

```

Listing 3: Example of an inaccurate coverage report. The class `Foo` is not considered covered by any coverage tool, since the primitive constant `MAGIC` is inlined with its actual integer value by the Java compiler at compilation time.

```

1 public class org.example.FooTest {
2     public void test();
3     Code:
4         0: BIPUSH 42
5         2: BIPUSH 42
6         // Method junit/framework/TestCase.assertEquals:(II)V
7         4: INVOKESTATIC #3
8         7: RETURN
9 }

```

Listing 4: Excerpt of the disassembled bytecode of Listing 3.

3.2.1 Aggregating Coverage Reports. We address the bytecode tracing challenges described in the previous section by aggregating the coverage reports produced by diverse coverage tools. The baseline coverage report is collected with JaCoCo. Then we consolidate this information as follows.

To handle the case of implicit exceptions, illustrated in Listing 1, we develop Yajta,⁵ a customized tracing agent for Java. Yajta adds a probe at the beginning of the methods, including the default constructor. Yajta is engineered to work offline and uses Javassist⁶ for bytecode instrumentation.

To handle compiled-generated methods, which challenge for coverage collection is illustrated in Listing 2, we include the coverage reports of JCov. This pure Java implementation of code coverage is officially maintained by Oracle and used for measuring coverage in the Java platform (JDK). It maintains the version of Java which is currently under development and supports the processing of large volumes of heterogeneous workloads.

We leverage the JVM class loader to obtain the list of classes that are loaded dynamically and lead to errors discussed in Listing 3. The JVM dynamically links classes before executing them. The `-verbose:class` option of the JVM enables logging of class loading and unloading. We use this mode to consolidate the bytecode coverage with the collection of the classes loaded by the JVM while running the workload.

3.2.2 Keep All Necessary Bytecode That Cannot Be Covered. The Java language contains specific constructs designed to achieve programming abstractions, e.g., interfaces, exceptions, enumerations, and annotations. These elements do not execute any program logic and cannot be instantiated. Therefore, they can never be covered at runtime. Yet, they are necessary for compilation. Consequently, pure dynamic debloating techniques cannot determine if these constructs are a source of bloat or not.

⁵<https://github.com/castor-software/yajta>

⁶<https://www.javassist.org>

To address this limitation, we always keep interfaces, enumeration types, exceptions, as well as static fields in the bytecode. This approach significantly improves the syntactic correctness of the debloated bytecode artifacts. Meanwhile, the impact on the size of the debloated code is minimal, due to the small size of such language constructs.

3.2.3 Capturing Coverage Across the Whole Dependency Tree. To effectively debloat a Java project, we need to detect and remove the unnecessary bytecode in the compiled project, as well as in its dependencies. To do so, we extend the coverage information provided by JaCoCo to the level of dependencies down the dependency tree of the project. This requires modifying the way JaCoCo interacts with Maven during the artifacts' build life-cycle.

We rely on the automated build infrastructure of Maven for the compilation of the Java project and the resolution of its dependencies. Maven provides dedicated plugins for fetching and storing all the direct and transitive dependencies of the project. Therefore, a practical solution is to rely on the Maven dependency management mechanisms, which are all based on the use of a *pom.xml* file that declares the direct dependencies of the project towards third-party libraries. These dependencies are typically JAR files hosted in external repositories (e.g., Maven Central)⁷.

Only dependencies in the runtime classpath are packaged by Maven at the end of the build process. Therefore, we focus on dependencies with this specific scope. Once the dependencies have been downloaded and stored locally, we compile the Java sources and unpack all the bytecode of the project and its dependencies into the same local directory. Then, probes are injected at the beginning and end of all Java bytecode methods. This code instrumentation is performed in off-line mode, before the execution and coverage collection tasks.

During the execution of the instrumented application, JaCoCo receives an event every time the execution hits an injected probe. Our coverage-based approach executes the application with the given workload, captures the covered classes and methods, and combines them into a single coverage report.

3.3 Coverage-Based Debloating Procedure

In this section, we present the details of JDBL, our end-to-end tool to perform an automated coverage-based debloating for Java bytecode. JDBL receives as input a Java project that builds correctly with Maven and a workload that exercises the project. JDBL yields as output a debloated version of the packaged project that builds correctly and preserves the functionalities necessary to run that particular workload. The debloating procedure consists of three main phases: the coverage collection phase for gathering usage information based on dynamic analysis, the bytecode removal phase for modifying the bytecode of the artifact based on coverage, and the artifact validation phase for assessing the correctness of the debloated artifact (i.e., syntactic and semantic correctness).

Algorithm 1 details the end-to-end debloating procedure of JDBL. The algorithm contains three subroutines, corresponding to each debloating phase. In the following subsections, we describe these phases in more detail.

3.3.1 Coverage Collection. In the coverage collection phase, JDBL collects a set of coverage reports that are both accurate and complete. These reports capture the set of dependencies, classes, and methods that are actually used during the execution of the Java project. The coverage collection phase receives two inputs: a compilable set of Java sources, and a workload, i.e., a collection of entry-points and resources necessary to execute the compiled sources. For example, the workload can be a set of test cases, or a production workload that can be replayed. The output of the coverage collection phase is the original, unmodified, bytecode of the compiled sources and a set of coverage

⁷<https://mvnrepository.com/repos/central>

reports that account for the minimal set of classes and methods required to execute the workload. The collection of accurate and complete coverage is essential for coverage-based debloating, as we discussed in [Section 3.1](#).

Lines 1 to 11 in [Algorithm 1](#) show this procedure. It starts by compiling the source files of the project \mathcal{P} that is given as input, resolving all its direct and transitive dependencies \mathcal{D} , and adding the bytecode to the classpath CP of the project (line 1). Then, it proceeds to instrument the whole bytecode contained in CP (line 2), and initializes a data structure to store the classes and methods used when executing the workload \mathcal{W} (line 3). Then, JDBL executes the instrumented bytecode with \mathcal{W} : each element w in the workload is executed (line 5), and the classes and methods used are saved (lines 8 and 11). The main challenge here is to implement an accurate function `isExecuted`, which determines the actual usage status of classes and methods. We address this challenge through the aggregation of coverage reports obtained from diverse coverage tools, as described in [Section 3.2.1](#).

3.3.2 ② Bytecode Removal. The goal of the bytecode removal phase is to eliminate the methods, classes, and dependencies that are not used when running the project with the workload \mathcal{W} . This procedure is based on the coverage information collected during the coverage collection phase. The unused bytecode instructions are removed in two passes (lines 12 to 18 in [Algorithm 1](#)). First, the unused classes are directly removed from the classpath of the project (lines 14 and 18). After this pass, the procedure analyzes the bytecode of the classes that are present coverage report. When it encounters a method in that is not part of report, the body of the method is replaced to throw an `UnsupportedOperationException`. We choose to throw an exception instead of removing the entire method to avoid JVM validation errors caused by the nonexistence of methods that are implementations of interfaces and abstract classes.

In summary, our technique removes the following bloated bytecode elements from Java artifact:

- *Bloated methods.* A method is considered bloated if it is not triggered after executing the project with a given workload.
- *Bloated classes.* A class is considered bloated if it has not been instantiated or called via reflection and none of its fields or methods are used.
- *Bloated dependencies.* A third-party dependency is considered bloated if none of its classes or methods are used when executing the project with a given workload.⁸

3.3.3 ③ Artifact Validation. The goal of the artifact validation phase is to assess the syntactic and semantic correctness of the debloated artifact with respect to the workload provided as input. This phase is fundamental to detect errors introduced by the bytecode removal phase before packaging the debloated JAR.

To assess syntactic correctness, we verify the integrity of the bytecode in the debloated version. This implies checking the validity of the bytecode that the JVM has to load at runtime, and also checking that no dependencies or other resources were incorrectly removed from the classpath of the Maven project. We rely on the Maven tool stack for this validation, which includes several validation checks at each step of the build process [32]. For example, Maven verifies the correctness of the `pom.xml` file, and the integrity of the produced JAR at the last step of the build life-cycle. To assess semantic correctness, we check that the debloated project executes correctly with the workload.

[Algorithm 1](#) (lines 19 to 23) details this last phase of coverage-based debloating. We run the original version of \mathcal{P} with the workload \mathcal{W} , to collect the program’s original outputs in the variable `OBS` (line 19). Then, the algorithm performs two checks in line 20: a syntactic check that passes if

⁸In this work, we refer to Maven dependencies.

Algorithm 1: Coverage-based debloating procedure for Java bytecode.

Input: A correct program \mathcal{P} that contains a set of source files \mathcal{S} , and declares a set of dependencies \mathcal{D} .

Input: A workload \mathcal{W} that exercises at least one functionality in \mathcal{P} .

Output: A correct version of \mathcal{P} , called \mathcal{P}' , which is smaller than \mathcal{P} and contains the necessary code to execute \mathcal{W} and obtain the same results as with \mathcal{P} .

// ① Coverage collection phase

```

1  $CP \leftarrow compileSources(\mathcal{S}, \mathcal{P}) \cup getDependencies(\mathcal{D}, \mathcal{P});$ 
2  $INST \leftarrow instrument(CP);$ 
3  $USG \leftarrow \emptyset;$ 
4 foreach  $w \in \mathcal{W}$  do
5    $execute(w, INST);$ 
6   foreach  $class \in INST$  do
7     if  $isExecuted(class)$  then
8        $USG \leftarrow addKey(class, USG);$ 
9       foreach  $method \in class$  do
10        if  $isExecuted(method)$  then
11           $USG \leftarrow addVal(method, class, USG);$ 

```

// ② Bytecode removal phase

```

12 foreach  $class \in CP$  do
13   if  $class \notin keys(USG)$  then
14      $CP \leftarrow CP \setminus class;$ 
15   else
16     foreach  $method \in class$  do
17       if  $method \notin values(class, USG)$  then
18          $CP \leftarrow CP \setminus method;$ 

```

// ③ Artifact validation phase

```

19  $OBS \leftarrow execute(\mathcal{W}, \mathcal{P});$ 
20 if  $!buildSuccess(CP) \mid execute(\mathcal{W}, CP) \neq OBS$  then
21   return ALERT;
22  $\mathcal{P}' \leftarrow package(CP);$ 
23 return  $\mathcal{P}';$ 

```

the build of the debloated program is successful; and a behavioral check that passes if the debloated program produces the same output as \mathcal{P} , with \mathcal{W} . In other words, it treats *OBS* as an oracle to check that the debloated project preserves the behavior of \mathcal{P} . Finally, the debloated artifact is packaged and returned in line 23.

3.3.4 Implementation Details. The core implementation of JDBL consists in the orchestration of mature code coverage tools and bytecode transformation techniques. The coverage-based debloating process is integrated into the different Maven building phases. We focus on Maven as it is one of the most widely adopted build automation tools for Java artifacts. It provides an open-source

framework with the APIs required to resolve dependencies automatically and to orchestrate all the debloating phases during the project build.

JDBL gathers direct and transitive dependencies by using the maven-dependency plugin with the copy-dependencies goal. This allows us to manipulate the project’s classpath in order to extend code coverage tools at the level of dependencies, as explained in Section 3.2.3. For bytecode analysis, the collection of non-removable classes, and the whole bytecode removal phase, we rely on ASM, a lightweight, and mature Java bytecode manipulation and analysis framework. The instrumentation of methods and the insertion of probes are performed by integrating JaCoCo, JCov, Yajta, and the JVM class loader withing the Maven build pipeline, as described in Section 3.2.1.

JDBL is implemented as a multi-module Maven project with a total of 5K lines of code written in Java. It can be used as a Maven plugin that executes during the *package* Maven phase. Thus, JDBL can be easily invoked within the Maven build life-cycle and executed automatically, no additional configuration or further intervention from the user is needed. To use JDBL, developers only need to add the Maven plugin within the build tags of the *pom.xml* file. The source code of JDBL is publicly available on GitHub, with binaries published in Maven Central. More information on JDBL is available at <https://github.com/castor-software/jdbl>.

4 EMPIRICAL STUDY

In this section, we present our research questions, describe our experimental methodology, and the set of Java libraries utilized as study subjects.

4.1 Research Questions

To evaluate our coverage-based debloating approach, we study its *correctness*, *effectiveness*, and *impact*. We assess the debloating results through four different validation layers: compilation and testing of the debloated Java libraries and compilation and testing of their clients. Our study is guided by the following research questions:

RQ1: *To what extent can a generic, fully automated coverage-based debloating technique produce a debloated version of Java libraries?*

RQ2: *To what extent do the debloated library versions preserve their original behavior?*

RQ1 and RQ2 focus on assessing the *correctness* of our approach. In RQ1, we assess the ability of JDBL at producing a valid debloated JAR for real-world Java projects. With RQ2, we analyze the behavioral correctness of the debloated artifacts.

RQ3: *How much bytecode is removed in the compiled libraries and their dependencies?*

RQ4: *What is the impact of using the coverage-based debloating approach on the size of the packaged artifacts?*

RQ3 and RQ4 investigate the *effectiveness* of our debloating procedure at producing a smaller artifact by removing the unnecessary bytecode. We measure this effectiveness with respect to the amount of debloated methods, classes, and dependencies, as well as with the reduction of the size of the bundled JAR files.

RQ5: *To what extent do the clients debloated libraries compile successfully?*

RQ6: *To what extent do the client artifacts behave correctly with a debloated library?*

In RQ5 and RQ6, we go one step further than any previous work on software debloating and investigate how coverage-based debloating of Java libraries impacts the clients of these libraries. Our goal is to determine the ability of dynamic analysis via coverage at capturing the behaviors that are relevant for the users of the debloated libraries.

Table 1. Descriptive statistics of the dataset of libraries and their associated clients.

		MIN	1ST QU.	MEAN	3RD QU.	MAX	AVG.	TOTAL
395 Libraries	# Tests	1	139.8	378.0	1,108.2	24,946	1,830.6	713,932
	# LOC	132	5,439.5	17,935.5	47,866.0	341,429	35,629.6	10,831,394
	Coverage	0.1 %	61.7 %	80.8 %	89.8 %	100.0 %	73.7 %	N.A
2,874 Clients	# Tests	1	4.5	20.0	74.0	11,415	107.7	211,116
	# LOC	0	3,130.0	9,170.0	58,990.0	4,531,710	72,897.1	140,910,102
	Coverage	0.0 %	2.1 %	20.24 %	57.7 %	100.0 %	31.4 %	N.A

4.2 Data Collection

In this section, we describe the methodology that we follow to construct a dataset of open-source Maven Java projects extracted from GitHub, which we use to answer our research questions. We choose open-source projects because accessing closed-source software for research purposes is a difficult task. Moreover, the diversity of open-source software allows us to determine if our coverage-based debloating approach generalizes to a vast and rich ecosystem of Java projects.

The dataset is divided into two parts: a set of libraries, i.e., Java projects that are declared as a dependency by other Java projects, and a set of clients, i.e., Java projects that use the libraries from the first set. The construction of this dataset is performed in 5 steps. First, we identified the 147,991 Java projects on GitHub that have at least five stars. We use the number of stars as an indicator of interest. Second, we selected the 34,560 (23.4 %) Maven projects that are single-module. We chose single-module projects because they generate a single JAR. We identify them by listing all the files for each project and consider the projects that have a single Maven build configuration file, (i.e., *pom.xml*). Third, we ignore the projects that do not declare JUnit as a testing framework, and we exclude the projects that do not declare a fixed release, e.g., LAST-RELEASE, SNAPSHOT. During this step, we identify 155 (0.4 %) libraries, and 25,557 (73.9 %) clients that use 2,103 versions of the libraries. Fourth, we identify the commit associated with the version of the libraries, e.g., `commons-net:3.4` is defined in the commit SHA: [74a2282](#). For this step, we download all the revisions of the *pom.xml* files to identify the commit for which the release has been declared. We successfully identified the commit for 1,026/2,103 (48.8 %) versions of the libraries. 143/155 (92.3 %) libraries and 16,964/25,557 (66.4 %) clients are considered. As the fifth step, we execute three times the test suite of all the library versions and all clients, as a sanity check to filter out libraries with flaky tests. We keep the libraries and clients that have at least one test and have all the tests passing: 94/143 (65.7 %) libraries, 395/1,026 (38.5 %) library versions, and 2,874/16,964 (16.9 %) clients passed this verification. From this point, we consider each library version as a unique library to improve the clarity.

Table 1 summarizes the descriptive statistics of the dataset. The number of LOC and the coverage are computed with JaCoCo. In total, our dataset includes 395 Java libraries from 94 different repositories and 2,874 clients. The 395 libraries include 713,932 test cases that cover 80.83 % of the 10,831,394 LOC. The clients have 211,116 test cases that cover 20.24 % of the 140,910,102 LOC. The dataset is described in details in [12].

4.3 Experimental Protocol

In this section, we introduce the experimental protocol that we follow to answer our research questions. The goal is to examine the ability of JDBL to debloat Java projects configured to build with Maven.

Coverage-based debloating requires running the program to be debloated. For our experiments, we use the test suite of projects as a workload. Test suites are widely available, while obtaining a

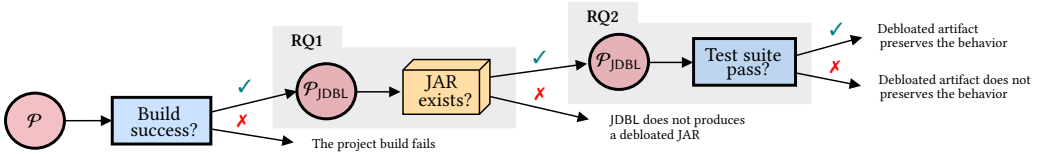


Fig. 2: Pipeline of our experimental protocol to answer RQ1 and RQ2.

realistic workload for hundreds of libraries is extremely difficult. Our choice of test suites is also motivated by novelty. As far as we know, no previous work uses the test suite for debloating. The third motivation of using test suites is to attack JDBL directly in the build process and deploy the debloated version, which can be directly used by the clients without additional steps. Therefore, we investigate the correctness and effectiveness of JDBL using all the existing tests as entry-points to execute the library and produce coverage reports that steer the debloating process.

Our experiments are based on performing coverage-based debloating on 395 different versions of 94 libraries, with their test suites as workload. An original step in our experimental protocol consists of further validating the utility of the debloated libraries with respect to their clients. This way, we check the extent to which coverage-based debloating preserves the elements that are required to compile and successfully run the test suites of the clients.

4.3.1 Coverage-Based Debloating Execution. To run JDBL at scale, we created an execution framework that automates the execution of our experimental pipeline. The framework orchestrates the execution of JDBL and the collection of data to answer our research questions. Since JDBL is implemented as a Maven plugin, most of the steps rely on the Maven build life-cycle.

The execution of JDBL is composed of three main steps:

- (1) *Compile and test the original library.* During the first step, we build the original library (i.e., using `mvn package`) to ensure that it builds correctly, i.e., it does not contain any failing test case before executing JDBL, and to generate a JAR file that contains all the binaries of the project. We configure the project to generate a JAR file. Notice that this change of configuration may be in conflict with the original project build configuration and therefore fail in some scenarios. A failing test case could introduce incorrect or limited coverage reports and, therefore, negatively impact the effectiveness of JDBL. At the end of the execution of the test suite, a JAR file is produced, which contains the bytecode of the library and all its dependencies. We also store the reports concerning test execution and the corresponding logs. The data produced during this step is used as a reference for further comparison with respect to the debloated version of the library, in RQ1 and RQ2.
- (2) *Configure the library to run JDBL.* The second step adds JDBL as a plugin inside the Maven configuration (`pom.xml`) and resets the configuration of the surefire Maven plugin.⁹ This reset ensures that its original configuration is not in conflict with the execution of the coverage collection phase of JDBL. A manual configuration of JDBL could prevent this problem, but in order to scale up the evaluation, we decided to standardize the execution for all the libraries.
- (3) *Execute JDBL.* The third and final step is to execute JDBL on the library. This consists in running `mvn package` with JDBL configured in the `pom.xml`. At the end of this step, we collect the report generated by JDBL with information about the debloated JAR (for RQ1, RQ3, and RQ4), the coverage report, and the test execution report (for RQ2).

The execution was performed on a workstation running Ubuntu Server with an i9-10900K CPU (16 cores) and 64 GB of RAM. It took 4 days, 8:39:09 to execute the complete JDBL experiment on

⁹<https://maven.apache.org/surefire/maven-surefire-plugin>

our dataset, and 1 day, 10:55:04 to only debloat the libraries. Each debloating execution is performed inside a Docker image in order to eliminate any potential side effects. The Docker image that we used during our experiment is available on DockerHub: [tdurieux/jdbl](https://hub.docker.com/r/tdurieux/jdbl) which uses JDBL commit SHA: [c57396a](https://github.com/castor-software/jdbl/commit/c57396a). The execution framework is publicly available on GitHub,¹⁰ and the raw data obtained from the complete execution is available on Zenodo: [10.5281/zenodo.3975515](https://zenodo.org/record/3975515). The JDBL execution framework is composed of 3K lines of Python code.

4.3.2 Debloating Correctness (RQ1 & RQ2). To answer RQ1 and RQ2, we run JDBL on each of the 395 versions of 94 libraries. Those two research questions assess the correctness of JDBL at two different levels: RQ1 assesses the ability of JDBL to produce a debloated JAR file, i.e., to successfully build the debloated Maven project; RQ2 analyzes if the test suite of the library has the same behavior before and after the debloat.

Figure 2 illustrates the pipeline of RQ1 and RQ2. First, we check that the library compiles correctly before the debloat. If it does, then we verify if JDBL has generated a JAR (RQ1). If no JAR file is generated, then the debloating is considered as failed and the library is excluded for the rest of the evaluation. The last step verifies that the test suite behaves the same before and after the bytecode removal phase. This approach is consistent with previous works [7, 38] in which existing tests are executed, and the results are used as a proxy for semantic preservation.

We compare the test execution reports produced during the first step of the JDBL execution (see Section 4.3.1) and the test report generated during the verification step of JDBL. We consider that the test suite has the same behavior on both versions if the number of executed tests is the same for both versions, and if the number of passing tests is also the same. The number of executed tests might vary between the two versions because we modify the surefire configuration to run. If the number of passing tests is not the same between the two reports, JDBL is considered as having failed and the libraries are excluded for the rest of the evaluation. We manually analyze the execution logs of the failing debloating executions to understand what happened.

4.3.3 Debloating Effectiveness (RQ3 & RQ4). In the third and fourth research questions, we study the effectiveness of JDBL in producing a debloated version of the libraries. We focus on two different aspects. The first aspect is the number of classes and methods that are debloated. The second aspect is the size on disk that JDBL allows saving by removing unnecessary parts of the libraries.

To answer those research questions, we use the debloating reports of the original and debloated JAR files. These reports contain the list of all the methods and classes of the libraries (including the dependencies), and if the element is debloated. We answer RQ3 by analyzing the ratio of methods and classes that are debloated. For RQ4, we extract the original and debloated JAR, and we collect the size in bytes of all the extracted files. We only consider the size of the bytecode files, since JDBL only debloats bytecode.

For both research questions, we consider the 220 library versions that successfully pass the debloating correctness assessment. We separate the 143/220 (65.0 %) libraries that do not have dependencies and the 77/220 (35.0 %) libraries that have at least one dependency. We decided to do so because we observed that the libraries that have dependencies contain many more elements (bytecode and resources), which may negatively impact the analysis compared to libraries that do not have a dependency.

4.3.4 Debloating Impact on Clients (RQ5 and RQ6). In the two final research questions, we analyze the impact of debloating Java libraries on their clients. This analysis is relevant since we are debloating libraries that are mostly designed to be used by clients. This analysis also provides further information on the validity of this approach. As far as we know, this is the first time that a

¹⁰<https://github.com/castor-software/jdbl-experiments>

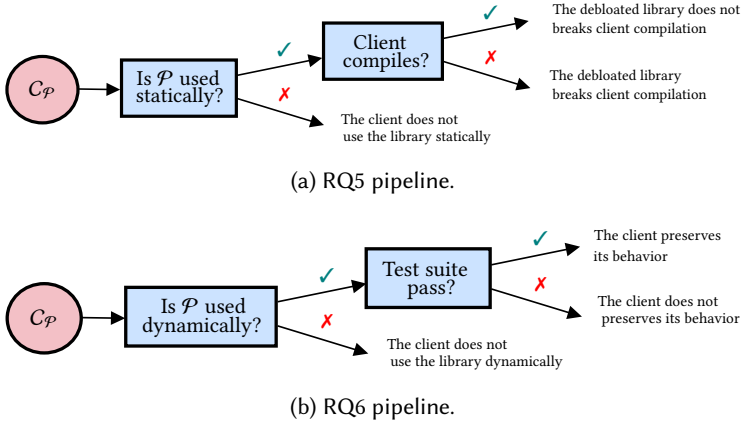


Fig. 3: Pipelines of our experimental protocol to answer RQ5 and RQ6.

software debloating technique is validated with the clients of the debloated artifacts. We perform debloating validation from the clients' side at two layers: client's compilation and client's testing.

In RQ5, we aim at verifying that the clients still compile when the original library is replaced by the debloated one in their *pom.xml*. We check that JDBL do not remove classes, methods, or interfaces in libraries that are necessary for their client. Figure 3a illustrates the pipeline for this research question. First, we check that the client, denoted as C_P in the figure, is using the library statically in the source code. If the library is used, we inject the debloated library and build the client again. If the client successfully compiles, we conclude that JDBL debloated the library while preserving the useful parts of the code.

In RQ6, the goal is to determine if the tests of the clients still pass after the debloating procedure, i.e., checking if JDBL preserves the functionalities that are necessary for the clients. Figure 3b illustrates the pipeline for this research question. First, we execute the test suite of the client, denoted as C_P in the figure, with the original version of the library to check that the library is covered by at least one test of the client. If this is true, we replace the library with the debloated version and execute the test suite again. If the test suite behaves the same as with the original library, we conclude that JDBL is able to preserve the functionalities that are relevant for the clients.

To ensure the validity of this protocol, we perform additional checks on the clients. All the clients have to use at least one of the 220 debloated libraries. We only consider the 1,001/1,370 (73.1 %) clients that either have a direct reference to the debloated library in their source code or which test suite covers at least one class of the library (static or dynamic usage). The 1,001 clients that statically use the library serve as the study subjects to answer RQ5. The 283/1,001 (28.3 %) clients that have at least a test that covers one of the classes in the debloated library serve as the study subjects to answer RQ6.

5 RESULTS

In this section, we present our experimental results on the correctness, effectiveness, and impact of our coverage-based debloating approach for automatically removing unnecessary bytecode from Java projects with JDBL.

5.1 Debloating Correctness (RQ1 and RQ2)

In this section, we report on the successes and failures of JDBL to produce a correct debloated version of Java libraries.

5.1.1 RQ1. To what extent can a generic, fully automated coverage-based debloating technique produce a debloated version of Java libraries? In the first research question, we evaluate the ability of JDBL at performing automatic coverage-based debloating for the 395 libraries in our initial dataset. Here, we consider the debloating procedure to be successful if JDBL produces a valid debloated JAR file for a library. To reach this successful state, the project to be debloated must pass through all the build phases of the Maven build life-cycle, i.e., compilation, testing, and packaging. Therefore, the goal is to assess the correctness of JDBL to execute all its debloating phases without breaking the projects' build, according to the protocol described in [Section 4.3.2](#).

[Figure 4](#) shows a bar plot of the number of successfully debloated libraries, and the number of libraries for which JDBL does not produce a debloated JAR file. The absence of the JAR may occur due to failures during the build process, as a result of modifying the *pom.xml* to execute the experiments with JDBL.

For the 395 libraries of our dataset, JDBL succeeds in producing a debloated JAR file for a total of 311 libraries, and fails to debloat 84. Therefore, the overall debloating success rate of JDBL for producing a debloated version of Java projects is 78.7%. However, when considering only the libraries that are originally compiling, JDBL succeed in debloating 87.9% of the libraries. We manually identify and classify the causes of failures in four categories:

- *Not compiled.* As a sanity-check, we compile the project before injecting JDBL in its Maven build. The only modification consists in modifying the *pom.xml* to request the generation of a JAR that contains the bytecode of the project, along with all its runtime dependencies. If this step fails, we consider that the project does not compile, and it is ignored for the rest of the evaluation.
- *Crash.* We run a second Maven build, with JDBL. This modifies the bytecode to remove unnecessary code. In certain situations, this procedure may cause the build to stop at some phase and terminate abruptly, i.e., due to accessing invalid memory addresses, using an illegal opcode, or triggering an unhandled exception.
- *Time-out.* JDBL utilizes various coverage tools to instrument the bytecode of the project and its dependencies to collect complete coverage information. This process induces an additional overhead to the Maven build process. Moreover, the incorrect instrumentation with at least one of the coverage tools may cause the test to enter into an infinite loop, e.g., due to blocking operations.
- *Validation error.* Maven includes dedicated plugins to check the integrity of the produced JAR file. Since JDBL alters the behavior of the project build, some of these plugins may not be compatible with JDBL, triggering errors during the build life-cycle.

We manually investigate the causes of the validation errors for the two libraries that fall into this category:

- *org.apache.commons:collection:4.0:* the `MANIFEST.MF` file is not included in the debloated JAR due to an incompatibility with library plugins. Therefore, Maven fails to package the debloated bytecode.
- *org.yaml:snakeyaml:1.17:* the Maven build fails, triggering a `LifecycleExecutionException`. The reason is a failure during the library instrumentation with Yajta. This tool relies on Javassist for inserting probes in the bytecode. In this case, JDBL tries to change a class that was frozen by Javassist when it was loaded. Consequently, Javassist crashes because further

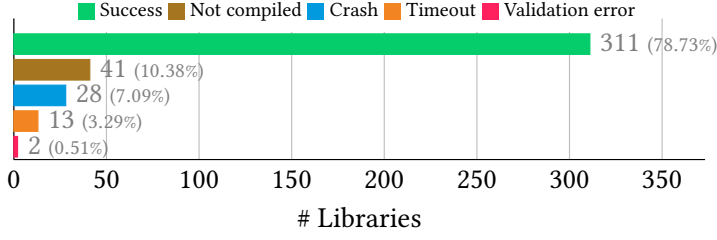


Fig. 4: Number of libraries for which JDBL succeeds or fails to produce a debloated JAR file.

changes in a frozen class are prohibited.¹¹

Answer to RQ1: JDBL successfully produces a debloated version of 311 libraries in our dataset, which represents 87.9 % of the libraries that compile correctly. This is the largest number of debloated subjects in the literature.

5.1.2 RQ2. To what extent do the debloated library versions preserve their original behavior? Our second research question involves evaluating the behavior of the debloated library with respect to its original version. This evaluation is based on the test suite of the project. We investigate if the code removal operations performed by JDBL affect the results of the tests of the 311 libraries for which JDBL produces a valid JAR file. This semantic correctness assessment constitutes the last phase in the execution of JDBL.

Figure 5 summarizes the comparison between the test suite executed on the original and the debloated libraries. We observe that, from the 311 libraries that reach the last phase of the debloating procedure, 220 (70.7 %) preserve the original behavior (i.e., all the 335,222 tests pass), whereas the number of libraries that have at least one test failure is 30 (9.6 %). This high test success rate is a fundamental result to ensure that the debloated version of the artifact preserves semantic correctness.

We excluded 61 (19.6 %) libraries because the number of executed tests before and after the debloating do not match. This indicates that the configuration of the tests has changed once JDBL has been injected into the build procedures for the libraries. We excluded those libraries since different numbers of test runs imply a different test-based specification for the original and the debloated version of the library. Consequently, the results of the tests do not provide a sound basis for behavioral comparison. The manual configuration of the libraries is a solution to handle this problem (expected usage of JDBL), yet it is impractical because of the large-scale of our experiments.

In total, we execute 344,596 unique tests, from which 343,191 pass, and 1,405 do not pass (973 fail, and 432 result in error). This represents an overall debloating correctness ratio of 99.59 %, considering the total number of tests. This result shows that our code-coverage debloating approach is able to capture most of the project behavior, as observed by the tests, while removing the unnecessary bytecode.

We investigate the causes of test failures in the 30 libraries that contain at least one test that does not pass. To do so, we manually analyze the logs of the tests, as reported by Maven. We find the following 5 causes that explain the errors:

- **TestAssertionFailure (TAF):** the asserting conditions in the test fail for multiple reasons, e.g., flaky tests, or test configuration errors.

¹¹<https://www.javassist.org/tutorial/tutorial.html>

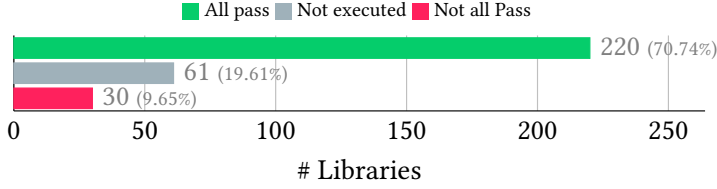


Fig. 5: Number of debloated libraries for which the test suite passes; number of debloated libraries for which the number of executed tests does not match the original test execution (ignored for the research question); number of debloated libraries that have at least one failing test case.
































- `UnsupportedOperationException` (UOE): JDBL mistakenly modifies the body of a necessary method, removing bytecode used by the test suite.
- `NullPointerException` (NPE): a necessary object is referenced before being instantiated.
- `NoClassDefFound` (NCDF): JDBL mistakenly removes a necessary class.
- Other: The tests are failing for another reason than the ones previously mentioned.

Table 2 categorizes the tests failures for the 30 libraries. They are sorted in descending order according to the percentage of tests that fail on the debloated version. The first column shows the name and version of the library. Columns 2–7 represent the 5 causes of test failure according to our manual analysis of the tests’ logs: TAF, UOE, NPE, NCDF, and Other. The column labelled as Other shows the number of test failures that we were not able to classify. The last column shows the percentage of tests that do not pass with respect to the total number of tests in each library. For example, the library with the largest number of tests that do not pass is *equalsverifier:3.4.1*, with a total of 605 test failures out of 921 tests in total (283 TAF, 221 NCDF, and 1 Other). These tests failures represent 65.7 % of the total number of tests in *equalsverifier:3.4.1*. For most of the debloated libraries, the tests that do not pass represent less than 5 % of the total.

The most common cause of test failure is TAF (592), followed by NCDF (735). We found that these two types of failures are related to each other: when the test uses a non-covered class, the log shows a NCDF, and the test assertion fails consequently. We notice that NCDF and UOE are directly related to the removal procedure during the debloating procedure, meaning that JDBL is removing necessary classes and methods, respectively. This occurs because there are some Java constructs that JDBL does not manage to cover dynamically, causing an incomplete debloating result, despite the union of information gathered from different coverage tools. Primitive constants, custom exceptions, and single-instruction methods are typical examples. These are ubiquitous components of the Java language, which are meant to support robust object-oriented software design, with little or no procedural logic. While these constructs are important for humans to design and program in an object-oriented manner, they are useless for the machine to run the program. Consequently, they are not part of the executable code in the bytecode, and cannot be covered dynamically.

JDBL can generate a debloated program that breaks a few test cases. These cases reveal some limitations of JDBL concerning semantic preservation, i.e., it fails to cover some classes and methods, removing necessary bytecode. One of the explanations is that the coverage tools that we use for collecting usage information modify the bytecode of the libraries. Those modifications can introduce failing test cases. A failing test case stops the execution of the test and can introduce a truncated coverage report of the execution. Since some code is not executed after the failing assertion, some required classes or methods will not be covered and therefore debloated by JDBL. For example, in the *reflections* library, a library that provides a simplified reflection API, some of the tests are

Table 2. Classification of the tests that fail for the 30 libraries that do not pass all the tests. We identified five causes of failures through the manual inspection of the Maven build testing logs: TestAssertionFailure (TAF), UnsupportedOperationException (UOE), NullPointerException (NPE), NoClassDefFound (NCDF), and other unknown causes (Other).

LIBRARY	TAF	UOE	NPE	NCDF	Other	TEST FAILURES
jai-imageio-core:1.3.1				3		3/3 (100.0%) 
jai-imageio-core:1.3.0				3		3/3 (100.0%) 
reflectasm:1.11.7	3			11		14/16 (87.5%) 
equalsverifier:3.3	273			315	1	589/894 (65.9%) 
equalsverifier:3.4.1	283			321	1	605/921 (65.7%) 
spark:2.0.0	3				22	25/57 (43.9%) 
logstash-logback-encoder:6.2				74	36	110/307 (35.8%) 
reflections:0.9.9	3					3/63 (4.8%) 
reflections:0.9.10	3					3/64 (4.7%) 
reflections:0.9.12	3					3/66 (4.5%) 
reflections:0.9.11	3					3/69 (4.3%) 
commons-jexl:2.0.1	6		2			8/223 (3.6%) 
commons-jexl:2.1.1	5		3			8/275 (2.9%) 
jackson-dataformat-csv:2.7.3		3				3/129 (2.3%) 
sslr-squid-bridge:2.7.0.377		1				1/43 (2.3%) 
jline2:2.14.3	2					2/141 (1.4%) 
jackson-annotations:2.7.5		1				1/77 (1.3%) 
commons-bcel:6.0	1					1/103 (1.0%) 
commons-bcel:6.2	1					1/107 (0.9%) 
commons-compress:1.12	2	1		2		5/577 (0.9%) 
commons-net:3.4				2		2/271 (0.7%) 
commons-net:3.5				2		2/274 (0.7%) 
jline2:2.13	1					1/141 (0.7%) 
commons-net:3.6				2		2/283 (0.7%) 
kryo-serializers:0.43		1				1/660 (0.2%) 
jongo:1.3.0					1	1/551 (0.2%) 
commons-codec:1.9		1				1/616 (0.2%) 
commons-codec:1.10		1				1/662 (0.2%) 
commons-codec:1.11		1				1/875 (0.1%) 
commons-codec:1.12		1				1/903 (0.1%) 
TOTAL	592	11	5	735	61	1,405 (15.0%) 

verifying the number of fields of a class extracted by the library. However, JaCoCo, i.e., one of our tracing tools, injects a field in each class, which will invalidate the asserts of *reflections* tests.

More generally, this reveals the existing challenges of coverage-based debloating for real-world Java applications when using the test suite as workload. For this study, handling these challenging cases to achieve 100 % correctness requires significant engineering effort, providing only marginal insights. Therefore, we recommend always using our validation approach to be safe of semantic alterations when performing aggressive debloating transformations.

Answer to RQ2: JDBL automatically generates a debloated JAR that preserves the original behavior of 220 (70.7 %) libraries. A total of 343,191 (99.59 %) tests pass on 250 libraries. This behavioral assessment of coverage-based debloating demonstrates that JDBL preserves a large majority of the libraries’ behavior, as expected by the users.

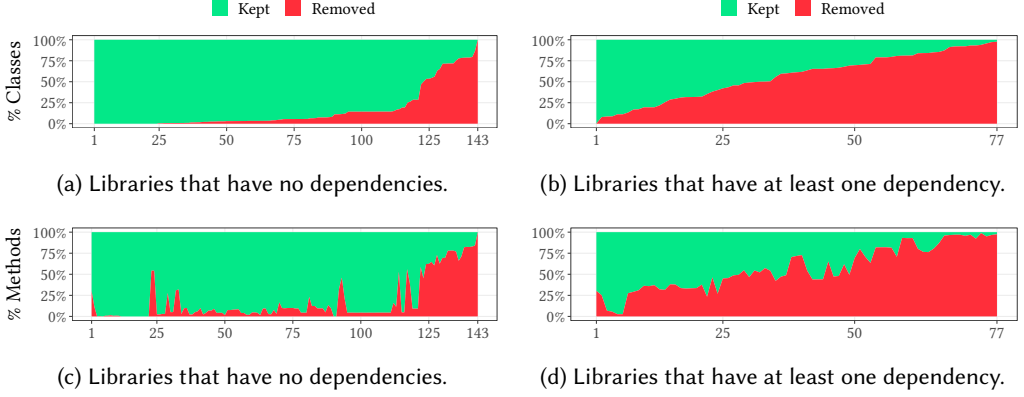


Fig. 6: Percentage of classes kept and removed in (a) libraries that have no dependencies, and (b) libraries that have at least one dependency. Percentage of methods kept and removed in (c) libraries that have no dependencies, and (d) libraries that have at least one dependency.

5.2 Debloating Effectiveness (RQ3 and RQ4)

In this section, we report on the effects of debloating Java libraries with JDBL in terms of bytecode size reduction.

5.2.1 RQ3. How much bytecode is removed in the compiled libraries and their dependencies? To answer our third research question, we compare the status (kept or removed) of dependencies, classes, and methods in the 220 libraries correctly debloated with JDBL. The goal is to evaluate the effectiveness of JDBL to remove these bytecode elements in the libraries through coverage-based debloating.

Figure 6 shows area charts representing the distribution of kept and removed classes and methods in the 220 correctly debloated libraries. We separate the libraries into two sets for better analysis of the impact of dependencies in the bloat: the libraries that have no dependency (Figures 6a and 6c), and the libraries that have at least one dependency (Figures 6b and 6d). In each figure, the x-axis represents the libraries in the set, sorted in increasing order according to the number of removed classes, whereas the y-axis represents the percentage of classes (Figures 6a and 6b) or methods (Figures 6c and 6d) kept and removed. The order of the libraries is the same vertically for each figure.

Figure 6a shows the comparison between the percentages of kept and removed classes in the 143 libraries that have no dependency. A total of 119 libraries have at least one removed class. The library with the largest percentage of removed classes is *apache-sling-api:2.16.0* with the 99.1 % of its classes considered as bloated. On the other hand, Figure 6b shows the percentage of removed classes for the 77 libraries that have at least one dependency. We observe that the ratio of removed classes in these libraries is significantly higher with respect to the libraries with no dependency. All the libraries that have dependencies have at least one removed class, and 45 libraries have more than 50 % of their classes bloated. This result hints on the importance of reducing the number of dependencies to mitigate software bloat.

Figure 6c shows the percentage of kept and removed methods in the 143 libraries that have no dependencies. We observe that libraries with a few removed classes still contain a significant percentage of removed methods. For example, the library *net.i4d:base64:2.3.9* has 42.2 % of its methods removed in the 99.4 % of its kept classes. This suggests that a fine-grained debloat, to

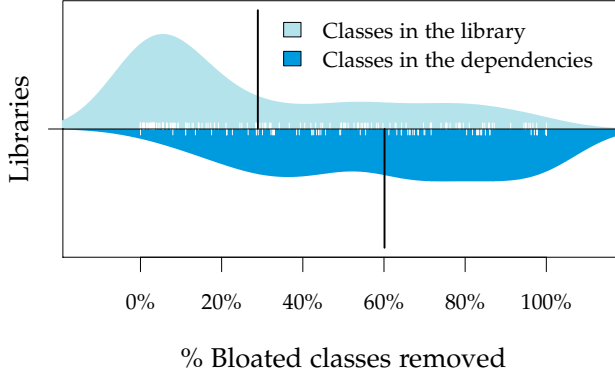


Fig. 7: Distribution of the percentage of bloated classes that belong to libraries, and bloated classes that belong to dependencies. The strip chart (white marks) in between represents the libraries that belong to each of the two groups. The two vertical bars represent the mean value for each group.

Table 3. Summary of debloat results for the 220 libraries correctly debloated with JDBL.

		REMOVED (%)
Dependencies	52/254 (20.5 %)	■
Classes	75,273/121,055 (62.2 %)	■
Methods	505,268/829,015 (60.9 %)	■

the level of methods, is beneficial for some libraries: used classes may still contain a significant number of bloated methods. On the other hand, Figure 6d shows the percentage of kept methods in libraries that have at least one dependency. All the libraries have a significant percentage of removed methods. As more bloated classes are in the dependencies, the artifact globally includes more bloated methods.

Now we focus on determining the difference between the bloat that is caused exclusively by the classes in the library, and the bloat that is a consequence of reuse through the declaration of dependencies. Figure 7 shows a beanplot [27] comparing the distribution of the percentage of bloated classes in libraries, with respect to the bloated classes in dependencies. The density shape at the top of the plot shows the distribution of the percentage of bloated classes that belong to the 220 libraries. The density shape at the bottom shows this percentage for the classes in the dependencies of the 77 libraries that have at least one dependency. The mean bloat in libraries is 28.9 %, whereas in the dependencies it is 60.1 %. Overall, the mean percentage of bloated classes removed for all the libraries is 37.1 %. We perform a two-samples Wilcoxon test, which confirms that there are significant differences between the percentage of bloated classes in the two groups ($p\text{-value} < 0.01$). Therefore, we reject the null hypothesis and confirm that the ratio of bloated classes is more significant among the dependencies than among the classes of the artifacts.

Table 3 summarizes the debloating results for the dependencies, classes, and methods. Interestingly, JDBL completely removes the bytecode for 20.5 % of the dependencies. In other words, 52/254 (20.5 %) dependencies in the dependency tree of the projects are not necessary to successfully execute the workload in our dataset. With respect to the classes, 62.2 % of them are bloated, from which we determine that 44.4 % belong to dependencies. JDBL debloats 60.9 % of the methods, from which 50.4 % belong to dependencies.

Table 4. Size in bytes of the elements in the JAR files.

METRICS	SIZE IN BYTES (%)
Resources	257,999,869 (22.4 %)
Bytecode	893,732,414 (77.6 %)
Non-bloated classes	283,424,921 (31.7 %)
Bloated classes	596,538,866 (66.7 %)
Bloated methods	13,768,627 (1.5 %)
Total size	1,151,732,283

Answer to RQ3: JDBL removes bytecode in all libraries. It reduces the number of dependencies, classes, and methods by 20.5 %, 62.2 %, and 60.9 %, respectively. This result confirms the relevance of the coverage-based debloating approach for reducing the unnecessary bytecode of Java projects, while preserving their correctness.

5.2.2 RQ4. What is the impact of using the coverage-based debloating approach on the size of the packaged artifacts? In this research question, we focus on assessing the effectiveness of JDBL in reducing the size of the packaged artifacts. We consider all the elements in the JAR files before the debloating, and study the size of the debloated version of the artifact, with respect to the original bundle. Decreasing the size of JAR files by removing bloated bytecode has a positive impact on saving space on disk, and helps reduce overhead when the JAR files are shipped over the network.

JAR files contain bytecode, as well as additional resources that depend on the functionalities of the artifacts (e.g., HTML, DLL, SO, and CSS files). JAR files also contain resources required by Maven to handle configurations and dependencies (e.g., `MANIFEST.MF` and `pom.xml`). However, JDBL is designed to debloat only executable code (`class` files). Therefore, we assess the impact of bytecode removal with respect to the executable code in the original bundle.

Table 4 summarizes the main metrics related to the content and size of the JAR files in our dataset. We observe that the additional resources represent 22.4 % of the total JAR size, whereas 77.6 % of the size is dedicated to the bytecode. This observation supports the relevance of debloating the bytecode in order to shrink the size of the Maven artifacts.

Overall, the bloated elements in the compiled artifacts in our dataset represent 610.3/893.7 MB (68.3 %) of pure bytecode: 596.5 MB of bloated classes and 13.8 MB of bloated methods. The used bytecode represents the 31.7 % of the size. In comparison with the classes, the debloat of methods represents a relatively limited size reduction. This is because we are reporting the removal of methods in the classes that are not entirely removed by JDBL. Furthermore, the methods cannot be completely removed, only the body of the method is replaced by an exception as detailed in Section 3.3.

Figure 8 shows a beanplot comparing the distribution of the percentage of bytecode reduction in the libraries that have no dependency, with respect to the libraries that have at least one dependency. From our observations, the mean bytecode size reduction in the libraries that have dependencies (46.7 %) is higher than the libraries with no dependencies (14.5 %). Overall, the mean percentage of bytecode reduction for all the libraries is 25.8 %. We performed a two-samples Wilcoxon test, which shows that there are significant differences between those two groups (p -value < 0.01). Therefore, we reject the null hypothesis that the coverage-based debloating approach has the same impact in terms of reduction of the JAR size for libraries that declare dependencies, and libraries that do not.

We perform a Spearman’s rank correlation test between the original number of classes in the libraries and the size of the removed bytecode. We found that there is a significant positive correlation between both variables ($\rho = 0.97$, p -value < 0.01). This result confirms the intuition that

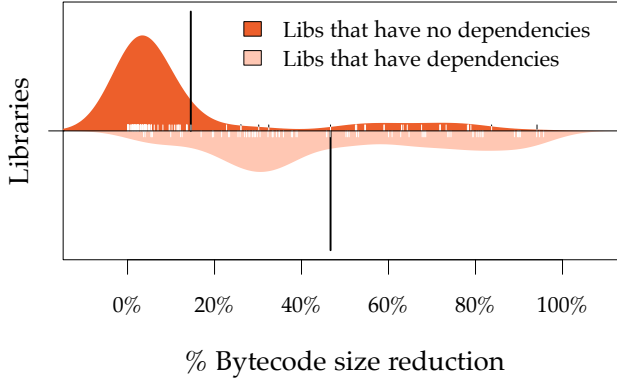


Fig. 8: Distribution of the percentage of reduction of the JAR size in libraries that have no dependencies and libraries that have at least one dependency, with respect to the original bundle.

Table 5. Frequency of the errors for the 44 unique clients that have compilation errors. Note that a client can have multiple errors from different categories.

DESCRIPTION	# LIBRARIES	# CLIENTS	OCCURRENCE
Cannot find class	15/23 (65.2 %)	25/44 (56.8 %)	722/1,096 (65.9 %)
Package does not exist	8/23 (34.8 %)	16/44 (36.4 %)	116/1,096 (10.6 %)
Unmappable character for encoding UTF8	1/23 (4.3 %)	1/44 (2.3 %)	100/1,096 (9.1 %)
Cannot find variable	8/23 (34.8 %)	10/44 (22.7 %)	81/1,096 (7.4 %)
Cannot find method	1/23 (4.3 %)	1/44 (2.3 %)	28/1,096 (2.6 %)
Static import only from classes and interfaces	2/23 (8.7 %)	2/44 (4.5 %)	18/1,096 (1.6 %)
Method does not override a method from a supertype	3/23 (13.0 %)	3/44 (6.8 %)	14/1,096 (1.3 %)
Processor error	2/23 (8.7 %)	11/44 (25.0 %)	11/1,096 (1.0 %)
Cannot find other symbol	2/23 (8.7 %)	2/44 (4.5 %)	4/1,096 (0.4 %)
UnsupportedOperationException	1/23 (4.3 %)	1/44 (2.3 %)	1/1,096 (0.1 %)
Plugin verification	1/23 (4.3 %)	1/44 (2.3 %)	1/1,096 (0.1 %)
10 Unique errors	23 Unique libraries	44 Unique clients	1,096 Compilation errors

projects with many classes tend to occupy more space on disk due to bloat. However, the decision of what is necessary or not heavily depends on the library, as well as on the workload.

Answer to RQ4: JDBL removes 68.3 % of pure bytecode in JAR files, which represents a mean size reduction of 25.8 % per library JAR file. The JAR size reduction is significantly higher in libraries with at least one dependency compared to libraries with no dependency.

5.3 Impact of Debloating on Library Clients (RQ5 and RQ6)

In this section, we study the repercussion of performing coverage-based debloating on library clients. To the best of our knowledge, this is the first experimental report that quantitatively measures the impact of debloating libraries on the syntactic and semantic correctness of their clients.

5.3.1 RQ5. To what extent do the clients debloated libraries compile successfully? In this research question, we investigate how debloating a library with a coverage-based approach impacts the compilation of the library’s clients. We hypothesize that the essential functionalities of the library




Fig. 9: Results of the compilation of the 1,001 clients that use at least one debloated library in the source code.

are less likely to be debloated, hence having a minimal negative impact on their clients in terms of compilation breakages.

As described in [Section 4.3.4](#), in this research question, we consider the 1,370 clients that use the 220 debloated libraries that pass all the tests. We check that the clients use at least one class in the library through static analysis. We identify 1,001/1,370 (73.1 %) clients that satisfy this condition.

[Figure 9](#) shows the results obtained after attempting to compile the clients with the debloated version of the library. JDBL generates debloated libraries for which 957 (95.6 %) of their clients successfully compile.

From the 1,001 clients that use at least one class of the library, we only observe compilation failures in 44 (4.4 %) clients. [Table 5](#) shows our manual classification of the errors, based on the analysis of the Maven build logs. The first column describes the error message, columns 2–3 represent the number of libraries that trigger this kind of error, and the number of clients that are affected and the percentage relative to the number of libraries/clients impacted by a compilation error. Note that a client can be impacted by several different errors. The column 4 represents the occurrence of the error in the clients, as quantified from the Maven logs.

The causes of compilation errors are diverse. However, they are as expected, primarily due to errors related to missing packages, classes, methods, and variables (84.0 % of all the compilations errors). The debloating procedure directly causes those errors, the elements in the bytecode are removed, and therefore the clients do not compile. We detect 1,096 errors, but most of them have duplicated causes. Indeed, 20/44 (45.5 %) clients are not compiling because of one single error cause (which can be unique for each client). Moreover, when a client fails for a library, the other clients of the same library are generally failing for the same reason. It means that a single action can solve most of the client problems, i.e., by adding the missing element to the debloated library. For example, the 8 clients that are not compiling for the project davidmoten/guava-mini are all failing for the same reasons: the package `com.github.davidmoten.guavamini.annotations` does not exist and the class from the same package `VisibleForTesting` is missing. Those 8 clients would compile if the class `com.github.davidmoten.guavamini.annotations.VisibleForTesting` was not debloated and the number of compilation errors would be reduced by 104.

Several clients are also not compiling because of their plugins, in order to force the client to use the debloated library, we inject the debloated library inside the bytecode folder of the clients. Unfortunately, some plugins of the clients will also analyze the bytecode of the debloated library that may not follow the same requirements. Plugin verification error, Unmappable character for encoding UTF8, and Processor error are related to this type of bytecode validation.

In the list of errors, we also observe a runtime exception: `UnsupportedOperationException`. This error is unexpected because the compilation should not execute code and therefore should not trigger a runtime exception. It happens during the build of `jenkinsci/warnings-plugin`, which uses the `apache/commons-io:2.6` library. In this case, the compilation itself of `jenkinsci/warnings-plugin`

Table 6. Frequency of the exceptions thrown during the execution of the tests for the 54 unique clients that have failing test cases. Note that a client can have multiple exceptions from different categories.

EXCEPTION	# LIBRARIES	# CLIENTS	OCCURRENCE
UnsupportedOperationException	28/39 (71.8 %)	41/54 (75.9 %)	635/744 (85.3 %)
IllegalStateException	1/39 (2.6 %)	2/54 (3.7 %)	55/744 (7.4 %)
NoClassDefFoundError	7/39 (17.9 %)	7/54 (13.0 %)	26/744 (3.5 %)
Assert	5/39 (12.8 %)	5/54 (9.3 %)	12/744 (1.6 %)
ExceptionInInitializerError	4/39 (10.3 %)	4/54 (7.4 %)	4/744 (0.5 %)
TargetHostsLoadException	1/39 (2.6 %)	1/54 (1.9 %)	4/744 (0.5 %)
NullPointerException	1/39 (2.6 %)	1/54 (1.9 %)	3/744 (0.4 %)
TimeoutException	1/39 (2.6 %)	1/54 (1.9 %)	2/744 (0.3 %)
PushSenderException	1/39 (2.6 %)	1/54 (1.9 %)	2/744 (0.3 %)
AssertionError	1/39 (2.6 %)	1/54 (1.9 %)	1/744 (0.1 %)
10 Unique exceptions	39 Unique libraries	54 Unique clients	744 Failing tests

does not fail, but the Maven build does. One of the Maven plugins of this project relies on one method that is debloated in `apache/commons-io`, therefore, the compilation does not fail because of the source code of the client but because of one particular Maven plugin used by the client.

Answer to RQ5: JDBL preserves the syntactic correctness of 957 (95.6 %) clients that use a library debloated by JDBL. This is the first empirical demonstration that debloating can preserve essential functionalities to successfully compile the clients of debloated libraries.

5.3.2 RQ6. *To what extent do the client artifacts behave correctly with a debloated library?* In the previous research question, we investigate the impact of debloating libraries w.r.t. the compilation of the clients. In this research question, we analyze another facet of the debloating that may affect the clients: the disturbance of their behavior. To do so, we use the test suite of the clients as the oracle for correct behavior. If a test in the client is failing after the debloating of the library, then the coverage-based debloating breaks the behavior of the client.

As described in [Section 4.3.4](#), in this research question, we consider the 1,370 clients that use the 220 debloated libraries that pass all the tests. We check that the client tests cover at least one class in the library, through dynamic code coverage. We identify 283/1,370 (20.7 %) clients that satisfy this condition.

[Figure 10](#) presents the results obtained after building the clients with the debloated library and running their test suite. In total, 229 (80.9 %) clients pass all the tests, i.e., they behave the same with the original and with the debloated library. There are 54 (19.1 %) clients that have more failing test cases with the debloated library than with the original. However, the number of tests that fail is only 744/44,428 (1.7 %) of the total number of tests in the clients. This result indicates that the negative impact of debloated libraries, as measured by the number of affected client tests, is marginal.

We investigate the causes of the test failures. [Table 6](#) quantifies the exceptions thrown by the clients. The first column shows the 10 types of exceptions that we find in the Maven logs. Columns 2–3 represent the number of libraries involved in the failure and the number of clients affected. Column 4 represents the occurrence of the exception, as quantified from the logs.

From our observations, the most frequent exception is `UnsupportedOperationException` with 635 occurrences in the failing-tests, which affects 75.9 % of clients with errors. This exception is triggered when one of the debloated methods is executed. The second most common exception is `IllegalStateException`, with a total of 55 occurrences. This exception happens when the client tries to load

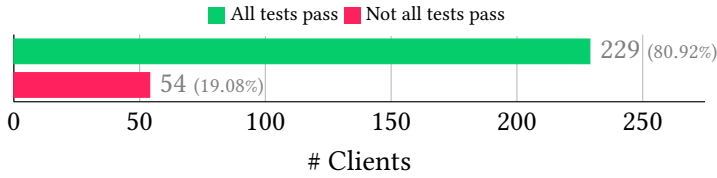


Fig. 10: Results of the tests on the 283 clients that cover at least one debloated library.

a bloated configuration class and fails. The third most frequent exception, with 26 occurrences, is `NoClassDefFoundError`. This exception is similar to `UnsupportedOperationException`, it happens when the clients try to load a debloated class in the library.

Interestingly, there are only 12 assertion related exceptions (11 `Assert` and 1 `AssertionError`). Therefore, JDBL does not change the behavior of the clients significantly, i.e., only 12 assertions are triggered that verify behavior change in the clients. Having runtime exceptions that are triggered during the executions of the clients is less harmful than having behavior changes that are not verified during the execution of the clients, since the runtime exceptions can be monitored and the execution stops the execution of the client, where a behavior change can stay hidden and corrupt the state of the clients.

Answer to RQ6: JDBL preserves the behavior of 229 (80.9 %) clients of debloated libraries. The 54 other clients still pass 43,684 (98.3 %) of their test cases. In these cases, 99.1 % of the test failures are due to a missing class or method, which can be easily located and fixed. This novel experiment shows that the risks of removing code in software libraries are marginal for their clients.

6 THREATS TO VALIDITY

In this section, we discuss internal, external, and construct threats to the validity of our results.

6.1 Internal Validity

The threats to internal validity are related to the effectiveness of JDBL when debloating generic real-world Java projects, and how the details of its implementation could influence our experimental results. Our coverage-based debloating solution have some inherent limitations, e.g. inadequate test cases and random behaviors. To mitigate these threats, we use as study subjects libraries with high coverage (see Table 1), and executed three times the test suite to avoid test randomness. The means that if we cannot provide complete test cases of the desired behaviors (in most cases it is impossible to get complete coverage based on test cases), then some necessary code will not be executed and thus will be incorrectly removed. Therefore, his aggressive debloating approach could break the functionality of the library. On the other hand, the debloated libraries could have non-deterministic tests cases with random behaviors. For example, based on the current date/time to perform an action or not. Due to these behaviors, executing the application multiple times with the same input will lead to different coverage results.

As explained in Section 3.3, JDBL relies on a complex stack of existing bytecode coverage tools. It is possible that some of these tools may fail to instrument the classes for a particular project. For example, JaCoCo expects valid so-called “stack map frame” information in class files of Java version 1.6 or higher. Invalid class files are typically created by some frameworks, which do not properly adjust stack map frames when manipulating bytecode. However, since we rely on a diverse set of coverage tools, the failures of one specific tool are likely to be corrected by the others. JDBL relies

on the official Maven plugins for dependency management and test execution. Still, due to the variety of existing Maven configurations and plugins, JDBL may crash at some of its phases due to conflicts with other plugins. For example, the Maven shade plugin allows developers to change the produced JAR by including/excluding custom dependencies; or the Maven surefire plugin allows excluding custom test cases, thus altering the validation phase of JDBL. To overcome this threat and to automate our experiments, we set the Maven surefire plugin to its default configuration, and use the Maven assembly plugin to construct the JAR of all the study subjects.

6.2 External Validity

The threats to external validity are related to the generalizability of our findings outside the scope of the present experiments. Our observations in [Section 5](#) about bloat are tailored to Java and the Maven ecosystem, and hence our findings are restricted to this particular ecosystem. Therefore, the chances are high that the coverage-based debloating approach applied to programs in different languages would yield different conclusions than ours. However, we took care to select all the open-source Java libraries available on GitHub, which cover projects from different domains. To the best of our knowledge, this is the largest set of study subjects used in software debloating experiments.

6.3 Construct Validity

The threats to construct validity are related to the relation between the coverage-based debloating approach and the experimental protocol employed. Our analysis is based on a diverse set of real-world open-source Java projects. We minimize the modifications on these projects to run JDBL (only the *pom.xml* file is modified). The assessment of the debloating effectiveness and correctness assumes that all the plugins involved in the Maven build life-cycle are correct, as well as all the generated reports. Note that, if a dependency is not resolved correctly by Maven, then its bytecode will not be instrumented. Therefore, the usage log is not included in the coverage reports, causing JDBL to remove necessary bytecode. Thus, the quality of the debloat result heavily depends on the effectiveness of the Maven dependency resolution mechanism.

Furthermore, the applicability of our coverage-based debloating approach heavily depends on the quality of the workload. In the specific case of our experiments, we rely on the projects' test suite; thus, our observations partly depend on the coverage of the projects, which determines the completeness of the debloat result. Since we rely on the developer's written test cases, we cannot guarantee that the test suite exercises the main functionalities of the debloated artifact. However, as explained in [Section 4.2](#), the coverage of the libraries in our dataset is high.

7 RELATED WORK

In this section, we present the works related to software debloating techniques and dynamic analysis.

7.1 Software Debloating

Research interest in software debloating has grown in recent years, motivated by the reuse of large open-source libraries designed to provide several functionalities for different clients [13, 25]. Seminal work on debloating for Java programs was performed by Tip et al. [48, 49]. They proposed a comprehensive set of transformations to reduce the size of Java bytecode including class hierarchy collapsing, name compression, constant pool compression, and method inlining. Recent works investigate the benefits of debloating Java frameworks and Android applications using static analysis. Jiang et al. [24] presented JRED, a tool to reduce the attack surface by trimming redundant code from Java binaries. REDDROID [23] and POLYDROID [18] propose debloating techniques for mobile

Table 7. Comparison of existing Java debloating techniques, w.r.t. this work. TARGET is the type of artifact considered for debloating; ANALYSIS refers to the type of code analysis performed for debloating; SCALE provides the number of study subjects used to evaluate the technique; GRANULARITY is the code level at which debloating is performed: field (F), method (M), class (C) or dependency (D); the last columns enumerate the three ways found in the state-of-the-art to assess the validity and utility of the debloated artifact.

TOOL	TARGET	ANALYSIS	SCALE	GRANULARITY				CORRECTNESS EVALUATION CRITERIA		
				F	M	C	D	lib compiles	lib's tests pass	lib's clients tests pass
DepClean [45]	Source	Static	30 libs	✗	✗	✗	✓	✓	✓	✗
Jax [49]	Bytecode	Static	13 libs	✓	✓	✓	✗	✓	✗	✗
JRed [24]	Bytecode	Static	9 libs	✗	✓	✓	✗	✓	✗	✗
J-Reduce [26]	Bytecode	Dynamic	3 libs	✗	✗	✓	✗	✓	✓	✗
JShrink [7]	Bytecode	Hybrid	26 libs	✓	✓	✓	✗	✓	✓	✗
JDBL	Bytecode	Dynamic	395 libs and 1,370 clients	✗	✓	✓	✓	✓	✓	✓

devices. They found that debloating significantly reduces the bandwidth consumption used when distributing the application, improving the performance of the system by optimizing resources. Other works rely on debloating to improve the performance of the Maven build automation system [8], removing bloated dependencies [45], and mitigating runtime bloat [54]. More recently, Haas et al. [17] investigate the use of static analysis to detect unnecessary code in Java applications based on code stability and code centrality measures. Most of these works show that static analysis, although conservative by nature, is a useful technique for debloating in practice.

To improve the debloating results of static analysis, recent debloating techniques drive the removal process using information collected at runtime. In this context, various dynamic analysis strategies can be adopted, e.g., monitoring, debugging, or performance profiling. This approach allows debloating tools to collect execution paths, tailoring programs to specific functionalities by removing unused code [19, 42, 50]. Unfortunately, most of the existing tools currently available for this purpose do not target large Java applications, focusing primarily on small C/C++ executable binaries. Sharif et al. [43] propose TRIMMER, a debloating approach that relies on user-provided configurations and compiler optimization to reduce code size. Qian et al. [39] present RAZOR, a tool for debloating program binaries based on test cases and control-flow heuristics. However, the authors do not provide a thorough analysis on the challenges and benefits of using code coverage to debloat software. More recently, Bruce et al. [7] propose JSHRINK, a tool to dynamically debloat modern Java applications. However, JSHRINK is not directly automatable within a build pipeline and the effect of debloating on the library clients is not studied. These previous works assess the impact of debloating on the size of the programs, yet, they rarely evaluate to what extent the debloating transformations preserve program behavior.

This work contributes to the state-of-the-art of software debloat. We propose an approach for debloating Java libraries based on the usage of code coverage to identify unused software parts. Our tool, JDBL, integrates the debloating procedure into the Maven build life-cycle, which facilitates its evaluation and its integration in most real-world Java projects. We evaluate our approach on the largest set of programs ever analyzed in the debloating literature, and we provide the first quantitative investigation of the impact of debloating on the library clients.

7.2 Dynamic Analysis

Dynamic analysis is the process of collecting and analyzing the data produced from executing a program. This long-time advocated software engineering technique is used for several tasks, such as

program slicing [2], program comprehension [11], or dynamic taint tracking [4]. Through dynamic analysis, developers can obtain an accurate picture of the software system by exposing its actual behavior. For example, trace-based compilation uses dynamically-identified frequently-executed code sequences (traces) as units for optimizing compilation [14, 22]. Mururu et al. [34] implemented a scheme to perform demand-driven loading of libraries based on the localization of call sites within its clients. This approach allows reducing the exposed code surface of vulnerable linked libraries, by predicting the near-exact set of library functions needed at a given call site during the execution. Palepu et al. [37] use dynamic analysis to effectively summarize the execution and behavior of modern applications that rely on large object-oriented libraries and components. In this work, we employ dynamic analysis for bytecode reduction, as opposed to runtime memory bloat, which was the target of previous works [5, 33, 35, 36, 53, 55].

In Java, dynamic analysis is often used to overcome the limitations of static analysis. Landman [29] performed a study on the usage of dynamic features and found that reflection was used in 78 % of the analyzed projects. Recent work from Xin et al. [52] utilize execution traces to identify and understand features in Android applications by analyzing its dynamic behavior. In order to leverage dynamic analysis for debloating, we need to collect a very accurate coverage report, which guides the debloating procedure.

Our work contributes to the state-of-the-art of dynamic analysis for Java programs. Our technique combines information obtained from four distinct code coverage tools through bytecode instrumentation [6]. The composition of these four types of observation allows us to build a very accurate and complete coverage report, which is necessary to know exactly what parts of the code are used at runtime and which ones can be removed. To collect coverage, we rely on the test suite of the libraries. This approach is similar to other dynamic analyses, e.g., for finding backward incompatibilities [9].

Table 7 summarizes the state-of-the-art of published techniques for debloating Java applications in comparison with JDBL. As observed, most existing techniques target bytecode instead of source code (DepClean [44] is the exception, which focuses on debloating *pom.xml* files based on static bytecode analysis). JShrink [7] uses a combination of static and dynamic analysis to address the potential unsoundness of static analysis in the presence of new language features. To our knowledge, JDBL is the first fully automatic debloating technique that also debloats code in third-party dependencies, and that assesses the correctness of debloating with respect to both the successful build of the debloated library and the successful execution of the library’s clients. Furthermore, our experiments are at least one order of magnitude larger than previous works.

8 CONCLUSION

In this work, we presented a novel approach for automatically debloating Java applications based on code coverage. We have addressed one key challenge of dynamic debloating: collect accurate and complete coverage information that includes the minimum set of classes and methods that are necessary to execute the program with a given workload. We implemented a coverage-based debloating technique in a tool called JDBL. We have performed the largest empirical validation of Java debloating in the literature with 354 libraries and 1,370 clients that use these libraries. We evaluated JDBL using an original experimental protocol that assessed the impact of debloating on the libraries’ behavior, on their size, as well as on their clients. Our results indicate that JDBL can reduce 68.3 % of the bytecode size. Our debloating impact analysis shows that 220 (70.7 %) debloated libraries compile and preserve their test behavior, whereas 80.9 % of the clients that statically and dynamically use the libraries can successfully compile and run their test suite, when using a debloated version of the library.

Our results provide evidence of the massive presence of unnecessary code in software applications and the usefulness of debloating techniques to handle this phenomenon. Furthermore, we demonstrate that dynamic analysis can be used to automatically debloating libraries while preserving the functionalities that are used by their clients.

The next step of coverage-based debloating is to specialize applications with respect to usage profiles collected in production environments, extending the debloating to other parts of the program stack (e.g., to the JRE, program resources, or containerized applications). As for the empirical investigation of debloating impact, we aim at evaluating the effectiveness of coverage-based debloating to reduce the attack surface of applications. These are major milestones towards full-stack debloating to drastically reduce software size and achieve significant resource savings.

ACKNOWLEDGMENTS

This work is partially supported by the Wallenberg AI, Autonomous Systems, and Software Program (WASP) funded by Knut and Alice Wallenberg Foundation and by the TrustFull project funded by the Swedish Foundation for Strategic Research.

REFERENCES

- [1] Ioannis Agadakis, Nicholas Demarinis, Di Jin, Kent Williams-King, Jearson Alfajardo, Benjamin Shteinfeld, David Williams-King, Vasileios P. Kemerlis, and Georgios Portokalidis. 2020. Large-Scale Debloating of Binary Shared Libraries. *Digital Threats: Research and Practice* 1, 4, Article 19 (dec 2020), 28 pages. <https://doi.org/10.1145/3414997>
- [2] Hiralal Agrawal and Joseph R. Horgan. 1990. Dynamic Program Slicing. *SIGPLAN Not.* 25, 6 (June 1990), 246–256. <https://doi.org/10.1145/93548.93576>
- [3] Babak Amin Azad, Pierre Laperdrix, and Nick Nikiforakis. 2019. Less is More: Quantifying the Security Benefits of Debloating Web Applications. In *Proceedings of the 28th USENIX Conference on Security Symposium* (Santa Clara, CA, USA) (SEC’19). USENIX Association, USA, 1697–1714.
- [4] Jonathan Bell and Gail Kaiser. 2014. Phosphor: Illuminating Dynamic Data Flow in Commodity JVMs. *ACM Sigplan Notices* 49, 10 (2014), 83–101.
- [5] Suparna Bhattacharya, Kanchi Gopinath, and Mangala Gowri Nanda. 2013. Combining Concern Input with Program Analysis for Bloat Detection. In *Proceedings of the 2013 ACM SIGPLAN International Conference on Object Oriented Programming Systems Languages & Applications* (Indianapolis, Indiana, USA) (OOPSLA ’13). Association for Computing Machinery, New York, NY, USA, 745–764. <https://doi.org/10.1145/2509136.2509522>
- [6] Walter Binder, Jarle Hulaas, and Philippe Moret. 2007. Advanced Java Bytecode Instrumentation. In *Proceedings of the 5th International Symposium on Principles and Practice of Programming in Java* (Lisboa, Portugal) (PPPJ ’07). Association for Computing Machinery, New York, NY, USA, 135–144. <https://doi.org/10.1145/1294325.1294344>
- [7] Bobby R Bruce, Tianyi Zhang, Jaspreet Arora, Guoqing Harry Xu, and Miryung Kim. 2020. JShrink: In-Depth Investigation into Debloating Modern Java Applications. In *Proceedings of the 28th ACM Joint Meeting on European Software Engineering Conference and Symposium on the Foundations of Software Engineering*. 135–146.
- [8] Ahmet Celik, Alex Knaust, Aleksandar Milicevic, and Milos Gligoric. 2016. Build System with Lazy Retrieval for Java Projects. In *Proceedings of the 2016 24th ACM SIGSOFT International Symposium on Foundations of Software Engineering* (Seattle, WA, USA) (FSE’16). Association for Computing Machinery, New York, NY, USA, 643–654. <https://doi.org/10.1145/2950290.2950358>
- [9] Lingchao Chen, Foyzul Hassan, Xiaoyin Wang, and Lingming Zhang. 2020. Taming Behavioral Backward Incompatibilities via Cross-Project Testing and Analysis. In *Proceedings of the ACM/IEEE 42nd International Conference on Software Engineering* (Seoul, South Korea) (ICSE ’20). Association for Computing Machinery, New York, NY, USA, 112–124. <https://doi.org/10.1145/3377811.3380436>
- [10] Yurong Chen, Tian Lan, and Guru Venkataramani. 2017. DamGate: Dynamic Adaptive Multi-feature Gating in Program Binaries. In *Proceedings of the 2017 Workshop on Forming an Ecosystem Around Software Transformation* (Dallas, Texas, USA) (FEAST ’17). ACM, New York, NY, USA, 23–29. <https://doi.org/10.1145/3141235.3141243>
- [11] B. Cornelissen, A. Zaidman, A. van Deursen, L. Moonen, and R. Koschke. 2009. A Systematic Survey of Program Comprehension through Dynamic Analysis. *IEEE Transactions on Software Engineering* 35, 5 (Sep. 2009), 684–702. <https://doi.org/10.1109/TSE.2009.28>
- [12] Thomas Durieux, César Soto-Valero, and Benoit Baudry. 2021. DUETS: A Dataset of Reproducible Pairs of Java Library-Clients. In *Proceedings of the 2021 IEEE/ACM 18th International Conference on Mining Software Repositories (MSR)*

- (MSR'21). Association for Computing Machinery, New York, NY, USA, 545–549. <https://doi.org/10.1109/MSR52588.2021.00071>
- [13] S. Eder, H. Femmer, B. Hauptmann, and M. Junker. 2014. Which Features Do My Users (Not) Use?. In *2014 IEEE International Conference on Software Maintenance and Evolution*. 446–450.
 - [14] Andreas Gal, Brendan Eich, Mike Shaver, David Anderson, David Mandelin, Mohammad R. Haghighat, Blake Kaplan, Graydon Hoare, Boris Zbarsky, Jason Orendorff, Jesse Ruderman, Edwin W. Smith, Rick Reitmaier, Michael Bebenita, Mason Chang, and Michael Franz. 2009. Trace-Based Just-in-Time Type Specialization for Dynamic Languages. In *Proceedings of the 30th ACM SIGPLAN Conference on Programming Language Design and Implementation (Dublin, Ireland) (PLDI '09)*. Association for Computing Machinery, New York, NY, USA, 465–478. <https://doi.org/10.1145/1542476.1542528>
 - [15] Antonios Gkortzis, Daniel Feitosa, and Diomidis Spinellis. 2021. Software Reuse Cuts Both Ways: An Empirical Analysis of Its Relationship With Security Vulnerabilities. *Journal of Systems and Software* 172 (01 Feb 2021), 110653. <https://www.sciencedirect.com/science/article/pii/S0164121220301199>
 - [16] Zhaoqiang Guo, Shiran Liu, Jinping Liu, Yanhui Li, Lin Chen, Hongmin Lu, and Yuming Zhou. 2021. How Far Have We Progressed in Identifying Self-Admitted Technical Debts? A Comprehensive Empirical Study. *ACM Trans. Softw. Eng. Methodol.* 30, 4, Article 45 (jul 2021), 56 pages. <https://doi.org/10.1145/3447247>
 - [17] Roman Haas, Rainer Niedermayr, Tobias Roehm, and Sven Apel. 2020. Is Static Analysis Able to Identify Unnecessary Source Code? *ACM Trans. Softw. Eng. Methodol.* 29, 1, Article 6 (Jan. 2020), 23 pages. <https://doi.org/10.1145/3368267>
 - [18] Brian Heath, Neelay Velingker, Osbert Bastani, and Mayur Naik. 2019. PolyDroid: Learning-Driven Specialization of Mobile Applications. *arXiv preprint arXiv:1902.09589* (2019).
 - [19] Kihong Heo, Woosuk Lee, Pardis Pashakhanloo, and Mayur Naik. 2018. Effective Program Debloating via Reinforcement Learning. In *Proceedings of the 2018 ACM SIGSAC Conference on Computer and Communications Security (Toronto, Canada) (CCS '18)*. Association for Computing Machinery, New York, NY, USA, 380–394. <https://doi.org/10.1145/3243734.3243838>
 - [20] G. J. Holzmann. 2015. Code Inflation. *IEEE Software* 32, 2 (Mar 2015), 10–13. <https://doi.org/10.1109/MS.2015.40>
 - [21] Ferenc Horváth, Tamás Gergely, Árpád Beszédes, Dávid Tengeri, Gergő Balogh, and Tibor Gyimóthy. 2019. Code Coverage Differences of Java Bytecode and Source Code Instrumentation Tools. *Software Quality Journal* 27, 1 (01 Mar 2019), 79–123. <https://doi.org/10.1007/s11219-017-9389-z>
 - [22] H. Inoue, H. Hayashizaki, P. Wu, and T. Nakatani. 2011. A Trace-Based Java JIT Compiler Retrofitted From a Method-Based Compiler. In *International Symposium on Code Generation and Optimization (CGO 2011)*. 246–256.
 - [23] Y. Jiang, Q. Bao, S. Wang, X. Liu, and D. Wu. 2018. RedDroid: Android Application Redundancy Customization Based on Static Analysis. In *2018 IEEE 29th International Symposium on Software Reliability Engineering (ISSRE)*. 189–199. <https://doi.org/10.1109/ISSRE.2018.00029>
 - [24] Y. Jiang, D. Wu, and P. Liu. 2016. "JRed: Program Customization and Bloatware Mitigation Based on Static Analysis". In *2016 IEEE 40th Annual Computer Software and Applications Conference (COMPSAC)*, Vol. 1. 12–21. <https://doi.org/10.1109/COMPSAC.2016.146>
 - [25] Y. Jiang, C. Zhang, D. Wu, and P. Liu. 2016. Feature-Based Software Customization: Preliminary Analysis, Formalization, and Methods. In *2016 IEEE 17th International Symposium on High Assurance Systems Engineering (HASE)*. 122–131.
 - [26] Christian Gram Kalhauge and Jens Palsberg. 2019. Binary Reduction of Dependency Graphs. In *Proceedings of the 2019 27th ACM Joint Meeting on European Software Engineering Conference and Symposium on the Foundations of Software Engineering*. 556–566.
 - [27] Peter Kampstra et al. 2008. Beanplot: A Boxplot Alternative for Visual Comparison of Distributions. *Journal of Statistical Software* 28, 1 (2008), 1–9.
 - [28] Hyungjoon Koo, Seyedhamed Ghavamnia, and Michalis Polychronakis. 2019. Configuration-Driven Software Debloating. In *Proceedings of the 12th European Workshop on Systems Security (Dresden, Germany) (EuroSec '19)*. Association for Computing Machinery, New York, NY, USA, Article 9, 6 pages. <https://doi.org/10.1145/3301417.3312501>
 - [29] Davy Landman, Alexander Serebrenik, and Jurgen J. Vinju. 2017. Challenges for Static Analysis of Java Reflection: Literature Review and Empirical Study. In *Proceedings of the 39th International Conference on Software Engineering (Buenos Aires, Argentina) (ICSE '17)*. IEEE Press, 507–518. <https://doi.org/10.1109/ICSE.2017.53>
 - [30] Nan Li, Xin Meng, Jeff Offutt, and Lin Deng. 2013. Is Bytecode Instrumentation as Good as Source Code Instrumentation: An Empirical Study With Industrial Tools. In *2013 IEEE 24th International Symposium on Software Reliability Engineering (ISSRE)*. 380–389. <https://doi.org/10.1109/ISSRE.2013.6698891>
 - [31] Tim Lindholm, Frank Yellin, Gilad Bracha, and Alex Buckley. 2014. *The Java Virtual Machine Specification*. Pearson Education.
 - [32] Christian Macho, Stefanie Beyer, Shane McIntosh, and Martin Pinzger. 2021. The Nature of Build Changes. *Empirical Software Engineering* 26, 3 (16 Mar 2021), 32. <https://doi.org/10.1007/s10664-020-09926-4>

- [33] N. Mitchell, E. Schonberg, and G. Sevitsky. 2010. Four Trends Leading to Java Runtime Bloat. *IEEE Software* 27, 1 (2010), 56–63.
- [34] Girish Mururu, Chris Porter, Prithayan Barua, and Santosh Pande. 2019. Binary Debloating for Security via Demand Driven Loading. *arXiv preprint arXiv:1902.06570* (2019).
- [35] Khanh Nguyen, Kai Wang, Yingyi Bu, Lu Fang, and Guoqing Xu. 2018. Understanding and Combating Memory Bloat in Managed Data-Intensive Systems. *ACM Trans. Softw. Eng. Methodol.* 26, 4, Article 12 (jan 2018), 41 pages. <https://doi.org/10.1145/3162626>
- [36] Khanh Nguyen and Guoqing Xu. 2013. Cachetor: Detecting Cacheable Data to Remove Bloat. In *Proceedings of the 2013 9th Joint Meeting on Foundations of Software Engineering* (Saint Petersburg, Russia) (ESEC/FSE 2013). Association for Computing Machinery, New York, NY, USA, 268–278. <https://doi.org/10.1145/2491411.2491416>
- [37] Vijay Krishna Palepu, Guoqing Xu, and James A. Jones. 2017. Dynamic Dependence Summaries. *ACM Trans. Softw. Eng. Methodol.* 25, 4, Article 30 (jan 2017), 41 pages. <https://doi.org/10.1145/2968444>
- [38] S. Ponta, W. Fischer, H. Plate, and A. Sabetta. 2021. The Used, the Bloaded, and the Vulnerable: Reducing the Attack Surface of an Industrial Application. In *IEEE International Conference on Software Maintenance and Evolution (ICSME)*. IEEE Computer Society, Los Alamitos, CA, USA, 555–558. <https://doi.org/10.1109/ICSME52107.2021.00056>
- [39] Chenxiong Qian, Hong Hu, Mansour Alharthi, Pak Ho Chung, Taesoo Kim, and Wenke Lee. 2019. RAZOR: A Framework for Post-deployment Software Debloating. In *28th Security Symposium (USENIX)*. 1733–1750.
- [40] Anh Quach, Rukayat Erinfolami, David Demicco, and Aravind Prakash. 2017. A Multi-OS Cross-Layer Study of Bloating in User Programs, Kernel and Managed Execution Environments. In *Proceedings of the 2017 Workshop on Forming an Ecosystem Around Software Transformation* (Dallas, Texas, USA) (FEAST '17). ACM, New York, NY, USA, 65–70. <https://doi.org/10.1145/3141235.3141242>
- [41] Vaibhav Rastogi, Drew Davidson, Lorenzo De Carli, Somesh Jha, and Patrick McDaniel. 2017. Cimplifier: Automatically Debloating Containers. In *Proceedings of the 2017 11th Joint Meeting on Foundations of Software Engineering* (Paderborn, Germany) (ESEC/FSE 2017). Association for Computing Machinery, New York, NY, USA, 476–486. <https://doi.org/10.1145/3106237.3106271>
- [42] Ulrik P. Schultz, Julia L. Lawall, and Charles Consel. 2003. Automatic Program Specialization for Java. *ACM Trans. Program. Lang. Syst.* 25, 4 (July 2003), 452–499. <https://doi.org/10.1145/778559.778561>
- [43] Hashim Sharif, Muhammad Abubakar, Ashish Gehani, and Fareed Zaffar. 2018. TRIMMER: Application Specialization for Code Debloating. In *Proceedings of the 33rd ACM/IEEE International Conference on Automated Software Engineering* (Montpellier, France) (ASE 2018). ACM, New York, NY, USA, 329–339. <https://doi.org/10.1145/3238147.3238160>
- [44] César Soto-Valero, Thomas Durieux, and Benoit Baudry. 2021. A Longitudinal Analysis of Bloating Java Dependencies. In *Proceedings of the 29th ACM Joint Meeting on European Software Engineering Conference and Symposium on the Foundations of Software Engineering* (Athens, Greece) (ESEC/FSE 2021). Association for Computing Machinery, New York, NY, USA, 1021–1031. <https://doi.org/10.1145/3468264.3468589>
- [45] César Soto-Valero, Nicolas Harrand, Martin Monperrus, and Benoit Baudry. 2021. A Comprehensive Study of Bloating Dependencies in the Maven Ecosystem. *Empirical Software Engineering* 26, 3 (25 Mar 2021), 45. <https://doi.org/10.1007/s10664-020-09914-8>
- [46] Li Sui, Jens Dietrich, Michael Emery, Shawn Rasheed, and Amjed Tahir. 2018. On the Soundness of Call Graph Construction in the Presence of Dynamic Language Features - A Benchmark and Tool Evaluation. In *Programming Languages and Systems*, Sukyoung Ryu (Ed.). Springer International Publishing, Cham, 69–88.
- [47] Dávid Tengeri, Ferenc Horváth, Árpád Beszédes, Tamás Gergely, and Tibor Gyimóthy. 2016. Negative Effects of Bytecode Instrumentation on Java Source Code Coverage. In *2016 IEEE 23rd International Conference on Software Analysis, Evolution, and Reengineering (SANER)*, Vol. 1. 225–235. <https://doi.org/10.1109/SANER.2016.61>
- [48] Frank Tip, Chris Laffra, Peter F. Sweeney, and David Streeter. 1999. Practical Experience with an Application Extractor for Java. In *Proceedings of the 14th ACM SIGPLAN Conference on Object-Oriented Programming, Systems, Languages, and Applications* (Denver, Colorado, USA) (OOPSLA '99). Association for Computing Machinery, New York, NY, USA, 292–305. <https://doi.org/10.1145/320384.320414>
- [49] Frank Tip, Peter F. Sweeney, Chris Laffra, Aldo Eisma, and David Streeter. 2002. Practical Extraction Techniques for Java. *ACM Trans. Program. Lang. Syst.* 24, 6 (Nov. 2002), 625–666. <https://doi.org/10.1145/586088.586090>
- [50] H.C. Vázquez, A. Bergel, S. Vidal, J.A. Díaz Pace, and C. Marcos. 2019. Slimming Javascript Applications: An Approach for Removing Unused Functions From Javascript Libraries. *Information and Software Technology* 107 (2019), 18–29. <https://doi.org/10.1016/j.infsof.2018.10.009>
- [51] Niklaus Wirth. 1995. A Plea for Lean Software. *Computer* 28, 2 (Feb. 1995), 64–68. <https://doi.org/10.1109/2.348001>
- [52] Qi Xin, Farnaz Behrang, Mattia Fazzini, and Alessandro Orso. 2019. Identifying Features of Android Apps from Execution Traces. In *Proceedings of the 6th International Conference on Mobile Software Engineering and Systems* (Montreal, Quebec, Canada) (MOBILESoft '19). IEEE Press, 35–39.

- [53] Guoqing Xu. 2013. CoCo: Sound and Adaptive Replacement of Java Collections. In *ECOOP 2013 – Object-Oriented Programming*, Giuseppe Castagna (Ed.). Springer Berlin Heidelberg, Berlin, Heidelberg, 1–26.
- [54] Guoqing Xu, Nick Mitchell, Matthew Arnold, Atanas Rountev, Edith Schonberg, and Gary Sevitsky. 2014. Scalable Runtime Bloat Detection Using Abstract Dynamic Slicing. *ACM Trans. Softw. Eng. Methodol.* 23, 3, Article 23 (jun 2014), 50 pages. <https://doi.org/10.1145/2560047>
- [55] Guoqing Xu, Nick Mitchell, Matthew Arnold, Atanas Rountev, and Gary Sevitsky. 2010. Software Bloat Analysis: Finding, Removing, and Preventing Performance Problems in Modern Large-scale Object-oriented Applications. In *Proceedings of the FSE/SDP Workshop on Future of Software Engineering Research* (Santa Fe, New Mexico, USA) (*FoSER’10*). ACM, New York, NY, USA, 421–426. <https://doi.org/10.1145/1882362.1882448>
- [56] Qian Yang, J Jenny Li, and David M Weiss. 2009. A Survey of Coverage-Based Testing Tools. *Comput. J.* 52, 5 (2009), 589–597.
- [57] Hao Zhong and Hong Mei. 2019. An Empirical Study on API Usages. *IEEE Transactions on Software Engineering* 45, 4 (2019), 319–334.
- [58] Andreas Ziegler, Julian Geus, Bernhard Heinloth, Timo Hönig, and Daniel Lohmann. 2019. Honey, I Shrunk the ELFs: Lightweight Binary Tailoring of Shared Libraries. *ACM Trans. Embed. Comput. Syst.* 18, 5s, Article 102 (oct 2019), 23 pages. <https://doi.org/10.1145/3358222>