

PRNU Estimation from Encoded Videos Using Block-Based Weighting

Enes Altinisik, Kasim Tasdemir, Hüsrev Taha Sencar

Abstract—Estimating the photo-response non-uniformity (PRNU) of an imaging sensor from videos is a challenging task due to complications created by several processing steps in the camera imaging pipeline. Among these steps, video coding is one of the most disruptive to PRNU estimation because of its lossy nature. Since videos are always stored in a compressed format, the ability to cope with disruptive effects of encoding is central to reliable attribution. In this work, by focusing on the block-based operation of widely used video coding standards, we present an improved approach to PRNU estimation that exploits this behavior. To this purpose, several PRNU weighting schemes that utilize block-level parameters, such as encoding block type, quantization strength, and rate-distortion values, are proposed and compared. Our results show that the use of the coding rate and the distortion introduced to a block serve as better estimators for the strength of PRNU with almost three times improvement in the matching statistic at low to medium coding bitrates as compared to the basic estimation method developed for photos.

I. INTRODUCTION

Videos pose several challenges to estimating the photo-response non-uniformity (PRNU) of imaging sensors as compared to photos. Capturing a video not only requires handling a large amount of sensor data but also involves several additional post processing steps for quality improvement. In this regard, downsizing, image stabilization, and video compression are three commonly deployed processing blocks in camera pipelines. In terms of their impact, however, these operations are very detrimental to PRNU estimation and matching as they introduce geometric transformations that distort pixel-to-pixel correspondences in unknown ways and incur information loss that weakens the underlying PRNU pattern. Several solutions have been proposed to deal with the adverse effects of these operations; however, PRNU based attribution of videos remains to be a complex task requiring further improvements.

During video acquisition cameras downsize the high resolution imaging sensor readout to create lower dimensional pictures through a combination of scaling and cropping. Since the number of resolutions supported by cameras is quite large [1], dimension mismatches between the reference PRNU pattern and the video whose source is in question are inevitable. Therefore, when attributing a video to its source downsizing parameters need to be determined first. Several works have examined in-camera downsizing behavior and introduced procedures to identify the necessary parameters [1], [2], [3]. One difficulty in applying these approaches is that when combined with the effects of other processing, such as image stabilization, correct identification of these parameters become computationally challenging, thereby making PRNU

matching more error prone. Although these parameters can be determined for each camera model in advance from videos captured under constrained settings, creating a comprehensive dictionary of downsizing parameters for potentially thousands of camera models requires a significant effort.

Image stabilization is another intermediate processing that video frames undergo to eliminate unwanted camera motion. When performed electronically, stabilization potentially subjects each frame to a different geometric transformation. Moreover, there are several methods for stabilizing videos with implementation level specifics typically unknown. These create a significant complication for PRNU based source attribution as the applied transformations need to be determined blindly for each frame separately. A number of approaches have been proposed considering application of frame-level affine transformations [4], [5], [2] and spatially-variant transformations [6]. These approaches, in common, perform a brute search of transformation parameters; therefore, they are computationally demanding. The main difficulty of dealing with stabilized videos, however, remains to be the weakened PRNU pattern in pictures of a video due to overall processing which makes this search very susceptible to errors.

At the final stage of the camera pipeline, the captured sequence of frames are encoded into a compressed video file. Video compression is much more sophisticated than still image coding as it is based on motion prediction and defines different types of frames and blocks in its operation. As a consequence, the weakening effect of compression on the PRNU pattern in a typical video frame is much higher than that in a typical photo [7]. Earlier work in this field mainly focused on combatting effects of a filtering operation, namely, the loop filtering, performed to suppress blockiness artifact introduced by video encoder by trying to eliminate its effects on the PRNU pattern as much as possible [8], [9] or utilizing only intra-coded frames for PRNU estimation [10]. Later, it has been shown that the adverse effects of the loop filter can be more effectively compensated at the decoder, rather than in post-processing, [11].

Another characteristic of video coding is that the specifics of quantization operation applied to prediction error of a block is decided at a block level with parameters changing from one block to another to typically achieve a target bitrate. To exploit this behavior, recent work also focused on treating contribution of each block differently. In [12], authors proposed elimination of blocks that lack high frequency content in the prediction error from PRNU estimation. Alternatively, [7] examined the relation between quantization parameter of a block and the

reliability of the PRNU pattern to introduce a block level weighting scheme that adjusts the contribution of each block accordingly.

In this work, we aim at further improving this approach by better utilizing decoding parameters at the block level and consider different weighting schemes to more reliably estimate the PRNU pattern. To this purpose, we expand on the earlier approach that utilizes quantization parameter as an estimator for the strength of PRNU pattern by incorporating the rate-distortion cost of coding block data to PRNU estimation, as well as investigating the impact of the so-called skipped blocks, which refer to minimally coded blocks whose parameters are essentially copied from its spatially preceding non-skipped block. Overall, our results show that the coding rate of a block serves as a much better estimator for the quality of the PRNU pattern.

Next, we examine the H264 and H265 video coding standards with a focus on their block level operation in Sec. II. Different block-based PRNU estimation approaches are discussed in Sec. III and comparison results are presented in Sec. IV. Finally, Sec. V closes this paper with a conclusion of major findings.

II. BLOCK-LEVEL VIDEO CODING

H.264/AVC [13] and H.265/HEVC [14] are the two most widely used video coding standards today. At their core, these block-based coding standards leverage the fact that pictures of a video are highly correlated and try to minimize the temporal redundancy between the successive frames. An encoded video essentially comprises a sequence of frames where a frame is a conceptual structure that contains information about the compression parameters and the data needed to reconstruct a picture. The compression of a frame might depend on other frames. In this regard, P type frames depend only on a past frame whereas B type frames might depend on the past and future frames. In contrast, I type frames are compressed independently of others to prevent a possible error propagation in case of a data transmission error.

During encoding the picture of a frame is split into smaller blocks, referred to as *macro blocks*, and each block is compressed individually. Just as it is with frames, blocks also have different types. A block that depends on a block of a past frame is defined as a P block. Similarly a B block depends on blocks of the past and future frames, and an I block depends only on neighboring blocks of the same frame. During encoding each picture block is predicted either from the neighbouring blocks of the same frame (intra-prediction) or from the blocks of the past or future frames (inter-prediction). Therefore, each coded block contains the position information of the reference picture (motion vector) and the difference between the current block and the reference picture block (residual). This residual matrix is first transformed to the frequency domain and then quantized. This is also the stage where information loss takes place. The severity of the compression and correspondingly the amount of distortion incurred by a block is determined by the choice of the quantization parameter (QP) which sets the

quantization step size. Thus, a higher degradation is expected in blocks coded with higher QP values.

Another type of block used during encoding is the *skip block*. A skip block essentially signals the decoder that a block has the same motion vectors and parameters (*i.e.*, the quantization parameter and the quantized transform coefficients) as its spatially preceding block. In other words, skipped blocks do not contain any pixel information, and it takes only a few bits to encode them. As a consequence, among all types of blocks, skipped blocks introduce the highest distortion to the reconstructed block. Therefore, they are of more concern for the PRNU estimation.

There is ultimately a trade-off between the amount of data used for representing a picture (data rate) and the quality of the reconstructed picture. Finding an optimum balance has been a research topic for a long time in video coding. The approach taken by H.264 and H.265 standards is based on rate-distortion optimization (RDO). According to the RDO algorithm, the relation between the rate and distortion is defined as

$$J = D + \lambda R, \quad (1)$$

where D is the distortion introduced to a picture block, R is the number of bits required for its coding, λ is a Lagrangian multiplier computed as a function of the QP (*i.e.*, $\lambda = 0.852^{\frac{QP-12}{3}}$ [13]), and J is the rate-distortion (RD) value to be minimized. The value of J obviously depends on several coding parameters such as block type (I, P or B), intra-prediction mode (samples used for extrapolation), number of pair of motion vectors, sub-block size (4x4, 8x4, *etc.*), and the QP . Each parameter combination is called *coding mode* of the block, and the encoder picks the mode m that yields the minimum J as given in

$$m = \underset{i}{\operatorname{argmin}} J_i \quad (2)$$

where the index i ranges over all possible coding modes. It must be noted that the selection for the optimum mode in Eq. (2) is performed on the encoder side. That is, the encoder knows all variables involved in computation of Eq. (1). The decoder, in contrast, has only the knowledge of the rate (R) and the λ value and oblivious to D and J values.

The reliability of an estimated PRNU pattern from a picture of a video evidently depends on the amount of distortion introduced to it during coding. Since encoding induced distortion D varies at the block level, its knowledge might be extremely useful during PRNU estimation in identifying the highly distorted blocks. Therefore, unlike in photos where the strength of quantization can be used as an estimator for the strength of the PRNU pattern, due to the rate-distortion optimization algorithm the D associated with each block of a picture will serve as a better estimator than QP . That is, given two blocks quantized using the same QP value, the one that has a higher R must have endured lesser distortion as higher R implies a lower D as indicated by Eq. (1).

Although the distortion information is not available during decoding, one can make some inferences about it. For example, it is reasonable to think that the distortion of a skipped

block is high because the data rate R is near zero. Similarly, a B type block should have lower distortion than that of a P type block because two pairs of motion vector components are included in a B block where there is only one component in a P block, *i.e.*, R is typically high for B type blocks.

We next discuss how block level parameters QP , R and an inference of D can be incorporated into PRNU estimation and provide comparisons on attribution accuracy.

III. PRNU WEIGHTING SCHEMES

Given a video compressed by H.264 or H.265 coding standards, the first step of source attribution is the elimination of the loop filtering step at the decoder as described in [7]. The adverse effects of encoding related information loss must then be countered. Since encoding is performed at the block-level, its weakening effect on the PRNU pattern must also be compensated at the block-level by essentially weighting the contribution of each block in accordance with the level of distortion introduced to it.

When the video is not stabilized (or very lightly stabilized) this can be incorporated into conventional PRNU estimation method [15] by introducing a block-wise mask for each picture as given below

$$K = \frac{\sum_{i=1}^N I_i \times W_i \times M_i}{\sum_{i=1}^N (I_i)^2 \times M_i} \quad (3)$$

where K is the sensor specific PRNU factor computed using a set of video pictures I_1, \dots, I_N , W_i represents the noise residue obtained after denoising picture I_i , and M_i is a mask to appropriately weight contribution of each block based on different block-level parameters. When the video is stabilized, however, Eq. (3) cannot be utilized directly since each picture would have been subjected to a different stabilization transformation. Therefore, each frame has to be the first inverse transformed and Eq. (3) must be evaluated after applying the identified inverse transformation to both I_i and the mask M_i .

When creating a mask M , several weighting schemes can be devised depending on which block-level coding parameters are used. In this study, we consider four PRNU weighting schemes that essentially depend on masking out skipped blocks, the quantization strength, a hybrid approach that combines both, and the rate-distortion values. Developing a formulation that relates such block-level parameters directly to the strength of the PRNU is in general analytically intractable. Therefore, we need to rely on observations obtained by changing coding parameters in a controlled manner and determining how the estimated PRNU pattern affects the accuracy of the attribution. To this purpose, we used a set of very high quality, almost uncompressed videos and encoded them with different parameters when determining the specifics of each weighting scheme. We must note here that in all our experiments and tests, we only considered H.264 encoding. However, since H.265 and H.264 coding standards are very similar in several respects including their operation with respect to the RDO algorithm, our findings also apply to H.265 encoding.

These videos are captured using various Android smartphone cameras through a custom built camera app that allows capturing videos at the highest possible bitrate (*i.e.*, corresponding to $QP = 1$) while turning off stabilization and electronic zoom to correctly determine the weighting function without interference from other in-camera post-processing [1]. All videos include indoor scenes captured under natural light by moving the cameras at the highest supported frame resolution of the camera by limiting the duration of each video to 4 seconds. One video from each camera is used to obtain a reference PRNU pattern of the sensor and another video is used for tests. In all cases, PRNU patterns are obtained using the loop-filter compensated versions of the pictures extracted from each video.

The test videos are re-encoded at different bitrates or quantization parameters depending on the requirements of each scheme as described below. When evaluating the goodness of a block-level weighting scheme, we use the conventional peak-to-correlation energy (PCE) detection statistic computed between the reference PRNU pattern and PRNU patterns obtained from pictures of videos using that scheme.

1) *Eliminating Skipped Blocks*: Skip blocks do not transmit any block residual information of their own. Therefore they provide large bitrate savings at the expense of a much higher distortion when compared to other block types as implied by Eq. (1). As a consequence, the PRNU pattern extracted from skipped blocks will be the least reliable. This weighting scheme, therefore, deploys a binary mask M where all pixel locations corresponding to a skipped block are set to zero and those corresponding to coded blocks are assigned a value of one. A major concern with the use of this scheme is that at lower bitrates, skip blocks are expected to be much more frequently encountered than other types of blocks, thereby potentially leaving very few blocks to reliably estimate a PRNU pattern.

To examine the behavior at low bitrates, we performed a measurement using 20 uncompressed ($QP = 1$) videos captured by different cameras. These videos are encoded repeatedly at 37 different bitrates from 200 Kbps to 2.3 Mbps. This yielded a total of 740 videos with different amount of skipped blocks depending on the frame resolution, video content, and the bitrate. Then, for all videos skipped block rate (SBR) is determined as the ratio of the number of skipped blocks to the total number of blocks in each video. The resulting SBR-bitrate relation is presented in Fig. 1. Accordingly, it is determined that for videos with a bitrate lower than 1 Mbps, more than 70% of the blocks are skipped during coding. This finding overall indicates that unless the video is extremely short in duration or encoded at a very low bitrate, elimination of skipped blocks will not significantly impair the PRNU estimation.

2) *Quantization Based PRNU Weighting*: Quantization of the prediction residue associated with a block is the main reason behind the weakening of the PRNU pattern during compression. Therefore in [7], the strength of quantization is used as the basis of the weighting scheme. Since the QP

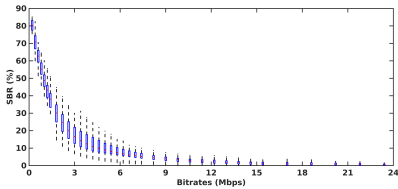


Fig. 1. The box plot of SBR measurements from 740 videos created by re-encoding 20 uncompressed videos at 37 different bitrates.

associated with each block is available at the decoder, this work empirically obtained a relation between QP and PCE. The underlying relation is obtained by re-encoding 28 high-quality videos at all possible (51) QP levels. Then, average PCE values between video pictures coded at different QP values and the camera reference pattern is computed separately for each video. (It must be noted here that setting a fixed QP value for all the blocks in a video does not prevent encoder to use skip blocks.) To suppress camera dependent variation in PCE values, obtained average PCE values are normalized with respect to the PCE value obtained for QP value of 15. Finally, resulting normalized average PCE values are further averaged across all videos to obtain a camera independent relationship between PCE and QP values.

Translating the obtained QP -PCE relation into a weighting function requires taking into account the formulation of the PCE metric. Given a reference and estimated PRNU pattern, PCE is defined as the ratio between the square of the correlation between the two patterns and the total energy in the cross-correlation plane except around a spot around the peak correlation. Essentially, the term in the denominator of this ratio can be interpreted as noise due to pixel-wise independent nature of PRNU, regardless of whether the two estimate match or not. Hence, the ratio of two PCE values corresponding to PRNU factors estimated from (two) videos captured by same source camera can be viewed as the square of the ratio of the energies of the two PRNU patterns [7]. Overall, taking the square root of the QP -PCE curve yields the needed weighting functions as shown in Fig. 2 (red colored curve). Correspondingly, the mask M in Eq. (3) is obtained by filling all pixel locations corresponding to a block with a particular QP value with the respective values using this curve.

3) *Quantization Based PRNU Weighting Without Skipped Blocks*: Since skipped blocks introduce higher distortion, they can be eliminated from PRNU estimation as discussed above. However, the contribution of remaining, coded blocks can still be weighted in accordance with their distortion. Hence, another weighting scheme that follows the previous two schemes is the quantization based weighting of non-skipped blocks. This can be simply realized by limiting the above described procedure devised considering all blocks to only coded blocks and obtaining the QP -PCE relationship and the corresponding weighting function.

Repeating the same process using videos captured by 20 cameras while eliminating all skipped blocks, the weighting

function given in Fig. 2 (blue colored curve) is obtained. As can be seen, both curves exhibit similar characteristics; however, the latter one exhibits a lesser change in weights depending on QP , which indicates that the variation in the strength of the PRNU estimated across all coded blocks is less variable. This is mainly because eliminating skipped blocks yields higher PCE values, and this increase is more apparent at high QP values where compression is more severe and skip blocks are more frequent. Therefore, when the resulting QP -PCE values are normalized with respect to a fixed PCE value ($QP = 15$), it yields a more compact weight function that takes relatively lower weights at low QP levels and higher weights at high QP levels. This new weight function is used in a similar way when creating a mask for each video picture with one difference that for skipped blocks the corresponding mask values are set to zero regardless of the QP value of the block.

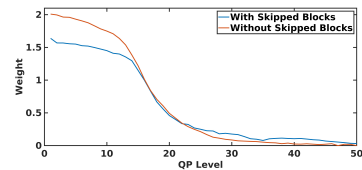


Fig. 2. Quantization based weighting functions for PRNU blocks depending on QP values when skip blocks are included (red curve) and eliminated (blue curve).

4) *RDO Based PRNU Weighting*: Although one can infer the distortion introduced to a block in terms of its type and/or through the strength of quantization (QP), the correct evaluation of the reliability of the PRNU ultimately depends on the actual distortion. Therefore incorporating RDO algorithm into PRNU estimation offers an improved ability to determine PRNU noise quality; however, the variables D and J , in Eq. (1), are unknown at the decoder. One way to cope with this problem is by assuming that the value of the optimum J for each block does not vary much throughout the video and obtaining the relation between the distortion and the rate experimentally. This can be simply performed by computing the mean square error (MSE) between the original and decoded versions of a block and determining the number of bits spent for coding that block.

Given only λR_k is known at the decoder, creating a mask to weigh PRNU blocks based on RDO requires defining two relations. One to estimate D from the known λR and the other to quantify how D affects PCE where the latter can be turned into a weighting function as it was done for the quantization based weighting scheme. Hence, given QP and the number of bits used in encoding of a block, one can utilize the λR - D relation in conjunction with the D -PCE relation to determine the associated weight for each block. These two relations can be determined empirically through a number of tests.

To this purpose, 20 high-quality videos captured by 20 cameras are re-encoded at 42 different bitrates that vary between 200 Kbps and 32 Mbps. Then for each block in all

pictures of these videos, the distortion D and λ values are calculated and the number of coded bits R are determined. By averaging all D values corresponding to λR values within the range of 0 to 500 with increments of 0.1, the λR - D relation is obtained as displayed in Fig. 3-a. As expected from the Eq. (2), the relation between λR and D is non-linear, reflecting the minimization over all coding modes. Accordingly, when quantization is light (*i.e.*, QP is low and correspondingly λ is high) the number of bits R used to represent a block is high and the distortion D is low. In contrast, when distortion is very high both, λ and R take very low values, and in the case of skip blocks R gets close to zero.

As for obtaining D -PCE relationship, however, the same approach cannot be taken because computing PCE at a block-level is not meaningful. This ideally requires pictures comprising blocks that endured similar levels of distortion. To this objective, we spliced together new frames from PRNU noise blocks of original pictures of each video by sorting them with respect to their estimated D values while preserving the location of each block in a frame to not impair the matching process. That is, blocks with similar D values in different pictures of a video are transferred to the same location in the newly generated spliced frames. Then, for all newly created frames in the PRNU domain corresponding PCE values are calculated by matching them with the camera's reference pattern. To suppress between-cameras variations in the D -PCE relation, obtained curves for each camera is normalized with respect to the center D value and all curves are averaged together to obtain a camera-independent D -PCE relation. Finally, the weighting function that depends on distortion D is obtained by taking its square root (see Sec. III.2) as displayed in Fig. 3-b.

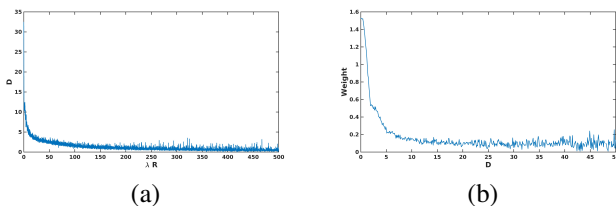


Fig. 3. Empirically obtained (a) λR - D and (b) the weighting functions based on D using pictures of 20 re-encoded videos at 42 different bitrates.

The estimation of the distortion D associated with a block from QP and R values will inevitably introduce some errors as the underlying relation is determined empirically. Therefore, as an alternative, we also investigated the feasibility of a PRNU weighting scheme based solely on λR , just like QP . For this, we obtained the λR -PCE relation by similarly splicing up frames in the PRNU domain with similar λR values and computing the PCE associated with each spliced frame. Normalizing each curve with respect to the PCE value at a fixed λR ($\lambda R = 60$), averaging them, and evaluating the square root, the weighting function given in Fig. 4 is obtained.

Ultimately, the masks corresponding to D and λR based weighting schemes are created for each video picture by set-

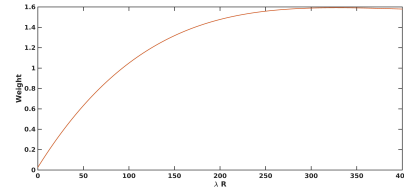


Fig. 4. The weighting function based on $\lambda \times R$ using pictures of 20 re-encoded 20 videos at 42 different bitrates.

ting all values corresponding to a block location depending on the QP and R values of a block using the curves determined in Figs. 3 and 4.

IV. PERFORMANCE COMPARISON

To determine how different block based PRNU weighting schemes compare against each other, we used another set of 47 videos captured similarly by the same 20 cameras using the custom camera app [1]. It must be noted that these videos were not used in the creation of a reference frame or during computation of the weighting functions. All videos are captured indoors under normal camera motion and had a duration of 4 seconds. The videos are captured at their native resolutions which varied between 768×432 to 2160×2160 pixels at the highest quality (by setting $QP = 1$). These were then re-encoded at 11 different bitrates, starting from 600 Kbps up to 4 Mbps, creating a total of 517 test videos.

The PRNU pattern estimated from each video using one of the five weighting schemes described in Sec. III, as well as the basic method that treats each video picture as a photo, are matched to the reference PRNU pattern of the camera and the PCE values are computed. Figure 5 presents the average PCE values obtained at low and high bitrates separately for better visibility. As can be seen from these results, all weighting schemes yield a better estimate of the PRNU as compared to the conventional method or to just compensating the loop filtering. In line with our expectations, at all bitrates, RDO based PRNU weighting methods yielded the best results. However, contrary to our expectation, the rate (λR) based PRNU weighting scheme performed better than the distortion (D) based scheme. Although the difference is not much, we believe this is mainly because of errors introduced due to the additional step of estimating D from QP and R .

It is also observed that at all bitrates the performance of QP based weighting scheme improves when skipped blocks are eliminated from the estimation process. Although at high bitrates, the performance of the two schemes is expected converge, there is still a gap at the bitrate of 4 Mbps. This can be explained by the fact that even at this bitrate 15-20% of all blocks are skipped as can be seen in Fig. 1. It can further be noticed that at 600 and 700 Kbps bitrates elimination of skipped blocks yield slightly better PCE values than quantization based weighting scheme. This is essentially due to incorrect weighting of skipped blocks, which constitute almost 80% of all block at those bitrates, as their QP values

are taken to be those of their reference blocks which are likely to be low.

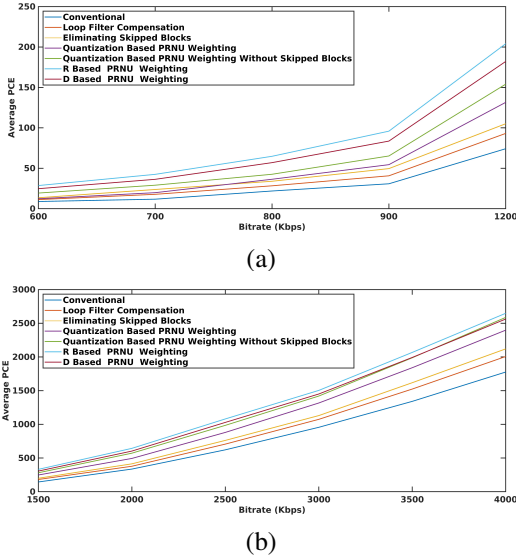


Fig. 5. Average PCE values for 47 high-quality videos encoded at 11 different bitrates ranging from (a) 600 kbps to 1200 kbps and (b) 1500 kbps to 4000 kbps.

Results show that at low bitrates (600 to 1200 Kbps) as compared to the conventional method, average PCE values increased by 1.33 times when only loop filter is compensated; by 1.62 times if skipped blocks are eliminated; 1.65 times for QP based PRNU weighting; 2.16 times for QP based weighting without skipped blocks; 2.72 times for D based weighting; and 3.13 times for R based weighting. At higher bitrates, average PCE values are observed to increase by a factor of 1.15, 1.24, 1.45, 1.60, 1.67, and 1.76, respectively, for the same methods.

To ensure that the improvement in the performance due to PRNU weighting does not come at the expense of an increased number of false-positive matches, we performed another experiment by attempting to match each test video to 14 randomly selected non-matching reference patterns. This in total yielded 7,238 PCE values for each weighting scheme. Table I provides results for average PCE values for all PRNU estimation approaches and the corresponding PCE thresholds when the false-positive rates (FPR) are set to 0%, 0.1% and 1%, respectively denoted as FPR_0 , $FPR_{0.001}$, and $FPR_{0.01}$. These results essentially show that the PCE thresholds needed for achieving a fixed FPR does only marginally change between different schemes and are all similar to the value of the conventional method.

TABLE I
AVERAGE PCE VALUES OBSERVED WHEN TESTS ARE PERFORMED
USING NON-MATCHING VIDEOS

| Statistic | Convent. Method | Filter Comp. | Eliminate Skipped | QP Based | QP without Skipped | D Based | R Based |
|---------------|-----------------|--------------|-------------------|----------|--------------------|---------|---------|
| Avg. | 0.13 | 0.10 | 0.03 | 0.09 | 0.07 | 0.08 | 0.05 |
| FPR_0 | 14.1 | 13.9 | 11.0 | 16.7 | 14.5 | 11.6 | 11.5 |
| $FPR_{0.001}$ | 9.6 | 9.7 | 8.4 | 8.8 | 10.9 | 9.5 | 9.7 |
| $FPR_{0.01}$ | 5.7 | 5.5 | 5.1 | 5.5 | 5.8 | 5.7 | 5.4 |

V. CONCLUSION

Overall our results show that when estimating a PRNU pattern from a video, block-level PRNU weighting yields much better results and that the rate and distortion associated with a block are more reliable estimators for the strength of extracted PRNU pattern. It is also observed that the improvement in PCE values due to PRNU weighting become more visible at bitrates higher than 900 Kbps. Our findings, however, also demonstrate that it is a challenge to estimate PRNU pattern from low bitrate videos (600-800 Kbps) even in the absence of other operations that may interfere with the estimation process. Considering a typical video that includes artifacts of other video processing operations, such as downsizing and stabilization, in addition to those of compression, the resulting PCE values will be even lower. For those cases, the improvements provided by the PRNU weighting schemes will be more critical for reliable source attribution.

REFERENCES

- [1] E. Sinan, E. Altınışık, S. Sarımurat, and H. T. Sencar, "Tackling in-camera downsizing for reliable camera id verification," 2019.
- [2] M. Iuliani, M. Fontani, D. Shullani, and A. Piva, "Hybrid reference-based video source identification," *Sensors*, vol. 19, no. 3, p. 649, 2019.
- [3] S. Taspinar, M. Mohanty, and N. Memon, "Source camera attribution of multi-format devices," *arXiv preprint arXiv:1904.01533*, 2019.
- [4] —, "Source camera attribution using stabilized video," in *2016 IEEE International Workshop on Information Forensics and Security (WIFS)*. IEEE, 2016, pp. 1–6.
- [5] S. Mandelli, P. Bestagini, L. Verdoliva, and S. Tubaro, "Facing device attribution problem for stabilized video sequences," *IEEE Transactions on Information Forensics and Security*, 2019.
- [6] E. Altınışık and H. T. Sencar, "Source camera attribution from strongly stabilized videos," *arXiv preprint arXiv:1912.05018*, 2019.
- [7] E. Altınışık, K. Taşdemir, and H. T. Sencar, "Mitigation of h.264 and h.265 video compression for reliable prnu estimation," *IEEE Transactions on information forensics and security*, 2019.
- [8] M. Chen, J. Fridrich, M. Goljan, and J. Lukáš, "Source digital camcorder identification using sensor photo response non-uniformity," in *Security, Steganography, and Watermarking of Multimedia Contents IX*, vol. 6505. International Society for Optics and Photonics, 2007, p. 65051G.
- [9] D.-K. Hyun, C.-H. Choi, and H.-K. Lee, "Camcorder identification for heavily compressed low resolution videos," in *Computer Science and Convergence*. Springer, 2012, pp. 695–701.
- [10] W.-H. Chuang, H. Su, and M. Wu, "Exploring compression effects for improved source camera identification using strongly compressed video," in *Image Processing (ICIP), 2011 18th IEEE International Conference on*. IEEE, 2011, pp. 1953–1956.
- [11] E. Altınışık, K. Taşdemir, and H. T. Sencar, "Extracting prnu noise from h.264 coded videos," in *2018 26th European Signal Processing Conference (EUSIPCO)*. IEEE, 2018, pp. 1367–1371.
- [12] E. K. Kouokam and A. E. Dirik, "Prnu-based source device attribution for youtube videos," *Digital Investigation*, vol. 29, pp. 91–100, 2019.
- [13] I. E. Richardson, *The H. 264 advanced video compression standard*. John Wiley & Sons, 2011.
- [14] G. J. Sullivan, J. Ohm, W. Han, and T. Wiegand, "Overview of the high efficiency video coding (hevc) standard," *IEEE Transactions on Circuits and Systems for Video Technology*, vol. 22, no. 12, pp. 1649–1668, 2012.
- [15] M. Chen, J. Fridrich, M. Goljan, and J. Lukáš, "Determining image origin and integrity using sensor noise," *IEEE Transactions on information forensics and security*, vol. 3, no. 1, pp. 74–90, 2008.