
SEQUENCE-TO-SEQUENCE PREDICTIVE MODEL: FROM PROSODY TO COMMUNICATIVE GESTURES

Fajrian Yunus ISIR Sorbonne University Paris, France fajrian.yunus@upmc.fr	Chloé Clavel LTCI Télécom-Paris, IP-Paris Palaiseau, France chloe.clavel@telecom-paristech.fr	Catherine Pelachaud ISIR CNRS / Sorbonne University Paris, France catherine.pelachaud@upmc.fr
-----------------------------------------------------------------------------------------------	------------------------------------------------------------------------------------------------------------------	------------------------------------------------------------------------------------------------------------------

ABSTRACT

Communicative gestures and speech prosody are tightly linked. Our objective is to predict the timing of gestures according to the prosody. That is, we want to predict when a certain gesture occurs. We develop a model based on a recurrent neural network with attention mechanism. The model is trained on a corpus of natural dyadic interaction where the speech prosody and the gesture phases and types have been annotated. The input of the model is a sequence of speech prosody and the output is a sequence of gesture classes. The classes we are using for the model output is based on a combination of gesture phases and gesture types. We use a sequence comparison technique to evaluate the model performance. We find that the model can predict better certain gesture classes than others. We also perform ablation studies which reveal that fundamental frequency is a pertinent feature. We also find that a model trained on the data of one speaker only also works for the other speaker of the same conversation. Lastly, we also find that including eyebrow movements as a form of beat gesture improves the performance.

1 Introduction

Human naturally performs gestures while speaking [24]. There are different types of gestures which vary based on the types of information they convey [34] such as iconic (e.g., linked to the description of an object), metaphoric (e.g. conveying abstract idea), deictic (indicating a point in space) or beat (marking speech rhythm). Gesture helps the locutor to form what he or she wants to convey and also helps the listener to comprehend the speech [14]. Therefore, it is desirable for a virtual agent which interacts with humans to show natural-looking gesturing behaviour. Because of that, researchers have been working on automatic gesture generation in the context of human-computer interaction [9, 10, 29]. The techniques behind these generators are based on the principle that gestures and speech are related [34]. Most of the prior gesture generators simplify the problem by focusing and generating only one type of gesture. For example, the technique proposed by Kucherenko et al [29] generates only beat gestures while the algorithm proposed by Bergman et al [6] generates only iconic gestures. However, an ideal generator should be able to generate various types of gestures. Therefore, it is desirable to know when different types of gesture are performed. In our work, we attempt to compute when a virtual-agent should perform a certain type of gesture. We are also simplifying the problem by considering two categories of gesture: beat and other gesture types. We are doing this in a larger context of generating natural-looking gestures within the context of human-computer interaction.

We compute the gesture class based on the speech prosody. We learn their relationship by using a recurrent neural network with an attention mechanism [2]. The model takes a sequence as the input and yields another sequence as the output. The input is the speech prosody broken into time-steps and the output is the sequence of gesture classes. Our input features are the fundamental frequency (F_0), the F_0 direction score, and intensity. These three features have been found to be highly correlated with gesture production. For instance, gesture strokes and pitch accent are known to be rather aligned [26], which suggests that F_0 and F_0 direction score are related to gestures. Besides that, the perception of pitch accent is also affected by intensity [37], which suggests that intensity might also be linked to the production of gestures. Lastly, it is also observed that when there is more gesturing activity, the speaker also speaks with a higher and

more variable pitch and intensity [41], which suggests that F_0 , F_0 direction score, and intensity may have a relation with gestures generation. By limiting the number of features to only three features, we also mitigate the problem of the curse of dimensionality. It should be noted that the model we are developing uses only the prosodic features as the input; the semantic feature is not considered. Our model aims to predict the timing of gestures only. We are not yet dealing with the problem of predicting the form of the gestures nor which hand is used for the gesture.

In Section 2 (Background), we explain the background concepts. In Section 3, we explain the relevant prior works about gesture and gesture generation techniques. In Section 4, we explain the dataset we use for our experiments. We explain the raw content and the various annotations provided in the dataset. In Section 5, we explain about how we extract usable data from the raw dataset. In Section 6, we explain the model which we use and how it is implemented. In section 7, we present the way we measure the performance of the model. In Section 8, we describe our experiments. In Section 9, we discuss our results and we draw the conclusions. Finally, we explain our future direction in Section 10.

2 Background

Gestures and speech are related. In most cases, gestures only occur during speech [34]. They are also co-expressive, which means that gestures and speech express the same or related meanings [34]. They are also temporally aligned, that is gesture strokes happen at almost the same time as the equivalent speech segment [34]. Gesture strokes themselves are known to occur slightly before or at the same time as the pitch accent [26]. Besides that, gestures and speech develop together in children and break down together in aphasia [34]. All these are possible because both gestures and speech are generated from a common process [34]. Gestures and speech convey the same information or they convey complementary information, but they work in tandem [34].

McNeill [34] splits gestures into four classes, namely metaphorical, deictic, iconic, and beat. This classification is based on the information conveyed by the gesture. Metaphorical gestures are used to convey an abstract concept. Deictic gestures are used to point at an object or a location. Iconic gestures are used to describe a concrete object by its physical properties. Lastly, beat gesture does not convey any specific meaning, but it marks the speech rhythm.

The non-beat gestures have phases, namely preparation, pre-stroke-hold, stroke, post-stroke-hold, hold and retraction [26]. The stroke phase is obligatory while the other phases are optional. Successive gestures co-articulate one from the others. Therefore, when multiple gestures are performed consecutively, the gesture phases are chained together. On the other hand, beat gestures do not have a phase. They are often produced with a soft open hand gestures.

Beat gestures can also be performed by facial and head movements [28]. Specifically, it is noted that eyebrow movements can be related to beat gestures [28]. Just like a beat gesture creates a perception of emphasis [28], an eyebrow movement or a head nod also has a similar effect [28]. Similarly, just like a beat gesture creates a perception that the spoken word is more prominent [28], a rapid eyebrow movement also has a similar (albeit weaker) effect [28].

3 Related Work

Embodied Conversational Agents ECAs are virtual agents endowed with the capacity to communicate verbally and non-verbally [9]. In this section, we present existing works that aim to compute communicative gestures ECAs should display while speaking. Many researchers agree that gestures and speech are generated from a common process [34, 26]. Most of prior computational models of communicative gestures simplify these relationship into that gestures can be inferred from speech. The common process which generates both gestures and speech is not observable, and thus inferring the gestures is hard. The existing computational models take often as input either the speech and its prosodic features or the text to be said by the agent.

The earliest gesture generators for ECAs are rule-based [9, 30]. However, the relationship between speech and gestures is complex and can not be described by set of rules. Lately, to deal with the lack of precise knowledge about the relationship between speech and gestures, researchers develop machine-learning based gesture generators. Machine learning aims to learn the pattern from the data, and therefore is well-suited for problems where we do not have a complete understanding of the underlying pattern.

One common approach among the machine-learning based generators is generating a sequence of the gestures based on the sequence of the prosody [31, 10, 8, 21, 29, 19]. These techniques have a similar formulation: they express the problem as a time series prediction problem where the input is the prosody and the output is the gesture motion. Levine et al solve the problem by using Conditional Random Field to model the sequential dependency [31]. The authors use fundamental frequency, intensity, and the lengths of each syllable as their input. This technique requires a motion library. The technique chooses only motion segments which smoothly connect from the motion library. Chiu and Marsella [10] use normalized amplitude quotient, peak slope, fundamental frequency, energy, energy slope, spectral stationarity,



Figure 1: Both Speakers During A Dialogue

and the voice tenseness as their input. They add Gaussian Process Latent Variable Models to ensure the movement's smoothness. This addition enables the technique to generate smooth transition between positions, and thus obviating the need of an extensive motion library to generate smooth motions. However, this technique learns the mapping from prosody to motion in two steps, namely mapping from prosody to discrete gesture annotations and mapping from the discrete gesture annotations to the motion. Thus, the discrete gesture annotations is an information bottleneck. Bozkurt et al use Hidden Semi-Markov Model to model the sequential dependency [8] with intensity, fundamental frequency, and confidence-to-pitch as input. Similar to the technique of Chiu and Marsella [10], the technique of Bozkurt et al [8] is not limited by a motion library to generate smooth motions. Hasegawa et al use Bi-Directional Long Short-Term Memory [21] with Mel-Frequency Cepstral Coefficients as their input. Unlike the technique of Chiu and Marsella [10], the technique of Hasegawa et al [21] directly generates the joint positions in one mapping step. Kucherenko et al extend the work of Hasegawa et al by compacting the representation of the motion by using Denoising Autoencoder [29]. Similar to the work of Hasegawa et al, Kucherenko et al also use Mel-Frequency Cepstral Coefficients as their input they augmented with other prosodic features, namely the energy of the speech signal, the fundamental frequency contour logarithm, and its derivative. Kucherenko et al report their technique to yield a more natural movement compared to the Hasegawa et al's technique [29]. Ginosar et al use UNet with the timestep as one of the dimensions to model the sequential dependency and use Mel-Frequency Cepstral Coefficients as their input [19]. The authors also add an adversarial learning component to avoid regressing to the mean of all possible modes of gesture [19]. They evaluate their model through perceptive study and find that the adversarial learning component makes the resulting agent's animation to be the most similar to human's gesturing style [19].

Among the machine-learning based generators, there are also text-based generators [6, 23, 1]. Their aim is to generate iconic, metaphoric, and deictic gestures. These gestures are related to the semantics, which are inferred from the text. The semantics are then used to predict the gestures. Bergmann et al [6] use Bayesian Decision Network to generate iconic gestures, by using the referent features and the pre-extracted discourse context. Ishii et al [23] use Conditional Random Field to generate a whole body pose, including iconic, metaphoric, and deictic gestures. This technique does not model temporal dependency: the technique works at the level of phrase and the dependency between consecutive phrases is not modeled. Ahuja et al [1] use a joint-embedding of text and body pose. The text is processed by using Word2Vec [36]. The technique generates whole body pose including arms movement.

Our work is different from those previous works because we attempt to bridge those two types of generators. We attempt to tell when a virtual agent should perform a certain type of gesture. We distinguish beat gestures from other gestures types. First of all, the non-beat gestures convey a specific meaning, beat gestures simply mark the speech rhythm. Moreover beat gestures tend to appear during the theme while the other gestures types [9] during the rheme that carry the new information [20]. Additionally, we also distinguish the stroke phase from the other phases because the stroke phase is known to usually be near the pitch accent [26]. Our work also uses the simplification that gestures can be inferred from speech.

4 Dataset

We use the Gest-IS English corpus [39]. The corpus consists of 9 dialogues of a dyad, a man and a woman, discussing various topics in English in a face-to-face setting. The total duration is around 50 minutes. In those dialogues, the speakers are talking about physical description of some places, physical description of some people, scenes of two-person interactions, and instructions to assemble a wooden toy.

The corpus has been annotated along different layers [39]: gesture phases (preparation, pre-stroke hold, stroke, post-stroke hold, partial retraction, retraction, and recoil), gesture types (iconic, metaphoric, concrete deixis, abstract deixis, nomination deixis, beat, and emblems), chunk boundaries, classification annotations on whether the gesture is communicative (i.e. it contributes to the dialogue discourse) or non-communicative (i.e. it does not contribute to the dialogue discourse, such as rubbing the eyes or scratching nose), the transcription, and the transcription timestamp for each word. The gesture annotations only consider gestures which are performed by at least one hand. The transcription timestamps include the starting timestamps and the ending timestamps of each word.

We divide the communicative gestures into beats and the other gesture types (i.e. iconic, metaphoric, concrete deixis, abstract deixis, nomination deixis, and emblems). As explained above beat gestures appear often during the theme while the other gesture types during the rheme. Theme and rheme are marked by different prosodic features [20, 22]. We also divide the gesture phases into strokes and non-strokes. Strokes are known to be temporally aligned with pitch accent. Therefore, we classify the gestures into four classes:

- “NoGesture” refers to the instance when the person does not perform gesture.
- “Beat” refers to the instance when the person does beat gesture.
- “NonBeatNonStroke” refers to the instance when the person does a non-stroke phase (e.g. preparation, retraction) of the non-beat gestures.
- “NonBeatStroke” refers to the time when the person does the stroke phase of the non-beat gesture. Note that beat gestures have neither stroke nor non-stroke phase.

5 Feature Extraction

The model uses only speech prosody as the model input. We decompose the speech into utterances where an utterance is defined by sequence of words surrounded by pauses. One utterance is one sample. To define the utterance boundaries, we use the concept of Inter-Pausal Unit (IPU) [32]: two consecutive utterances are separated by a silence of at least 200 milliseconds long [38]. In our corpus, there are 685 Inter-Pausal Units with the average duration of around 4.5 seconds.

After splitting the data into samples where each sample is one utterance, we use OpenSmile [16] to extract the prosodic features with 100 milliseconds time-steps. To avoid the curse of dimensionality problem, we limit ourselves to only three features, F_0 , F_0 direction score, and intensity, that are known to be related to gestures [33, 12].

We also extract eyebrow movements. We use OpenFace [4] to do so. OpenFace extracts facial movements, encoded by using Facial Action Coding System (FACS) [17]. FACS divides a facial movement into the constituent movements. Each constituent movement is called Action Unit (AU). There are three action units (AU) which represent eyebrow movements, namely AU1 (inner brow raiser), AU2 (outer brow raiser), and AU4 (brow lowerer). The presence of either AU1 or AU2 represents rising eyebrow while the presence of AU4 represents lowering eyebrow. We use OpenFace to extract these three AUs, namely AU1, AU2, and AU4.

After we obtain the raw Action Unit (AU) values, we filter out those whose confidence value is below 0.85 or the AU is absent. This is done to eliminate the timesteps when the AU is not present or when OpenFace is not confident on its reading. After that, we group them into consecutive blocks (i.e., not having any filtered out row in between), and we eliminate those whose average value for the AU we are interested in is less than 1. This is done to eliminate noises.

The samples are natural utterances that have different lengths. Thus, we pad the sequences to make them have the same length. We pad the inputs with 0-vectors and we pad the outputs with the “suffix” auxiliary class. In our full dataset, we have 3851 time-steps of “NoGesture”s (6.71%), 946 time-steps of “Beat”s (1.65%), 3303 time-steps of “NonBeatNonStroke”s (5.76%), 2739 time-steps of “NonBeatStroke”s (4.77%), and 46536 time-steps of the auxiliary “suffix”s (81.11%).

6 Model

We use recurrent neural network with attention mechanism [2] to perform the prediction. We use the model which we propose in our previous work [44].

6.1 Problem Statement

Let X be the input and Y be the output. Both X and Y are sequences with the same length. Onward, we will refer to their length as l . X is a sequence of vector. Let X_i be the vector at timestep i , X_i is a 3-dimension vector of real

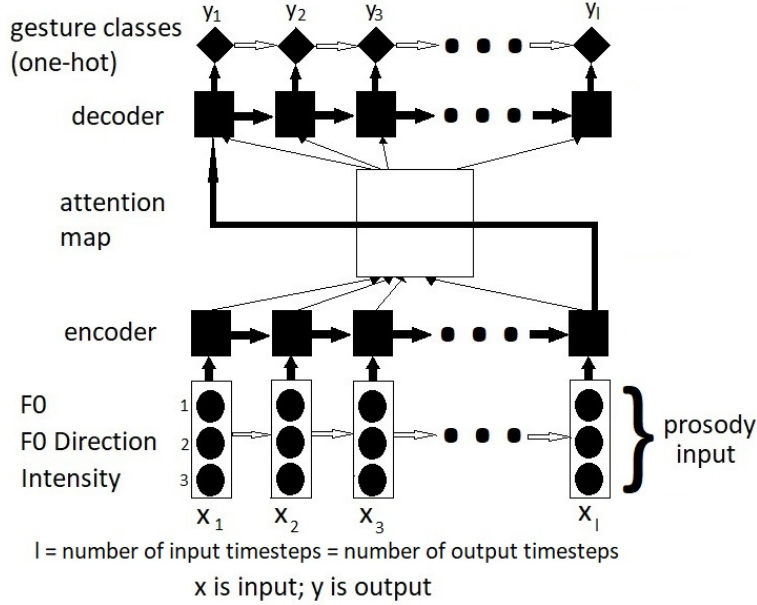


Figure 2: The Neural Network Model

numbers containing the three speech prosody features, namely the fundamental frequency, the fundamental frequency direction, and the intensity. Y is a sequence of gesture class (Formulae 3 and 2).

$$X_i = (F_0, F_0 \text{ direction}, \text{intensity}) \in \mathbb{R}^3, \quad (1)$$

$$CLASSES = \langle \text{"NoGesture"}, \text{"Beat"}, \text{"NonBeatNonStroke"}, \text{"NonBeatStroke"}, \text{"Suffix"} \rangle \quad (2)$$

$$Y_i \in CLASSES \quad (3)$$

6.2 Model Overview

The recurrent neural network with attention mechanism is an extension of the encoder-decoder model. The standard encoder-decoder model compresses the entire information from the input sequence into a fixed-length vector, namely the last encoder node. The attention mechanism adds an attention map between the encoder and the decoder. The map itself is a neuron matrix of the size l^2 . If w_{ij} is the weight in the attention map at position $\langle i, j \rangle$, then w_{ij} represents the weight of the input at timestep i on the output at timestep j . This neuron matrix enables focusing the “attention” toward some specific input timesteps. If the input at timestep i is pertinent on the output of timestep j , then the w_{ij} would be high. Those weights are learned during the training, similar to all other weights in the network. Because this is a multi-class classification problem where the output of each timestep belongs to one of the gesture classes (Formula 3 and 2), we use a one-hot encoding to encode Y_i . We present the schema of the model in Figure 2.

6.3 Implementation details

We implement the code by using the Zafarali¹'s code as the template. The code itself is written in Keras². We replace the input of the original code³ by the input we describe in Sub-Section 6.1. We use categorical cross-entropy as the loss function and Adam as the optimization method. To deal with the class imbalance in the dataset, we assign low weights to frequently-occurring classes and high weights to rarely-occurring classes.

¹<https://github.com/datalogue/keras-attention>

²<https://keras.io/>

³Originally for date format translation (e.g. the input is “Saturday 9 May 2018” string and the output is “2018-05-09” string)

7 Evaluation Measure

Our work uses encoder-decoder model. The prior works which also use encoder-decoder model use domain specific measurements to evaluate the performance of their model. Sutskever et al [40], the pioneer of the seq2seq formulation, use BiLingual Evaluation Understudy (BLEU) to evaluate their language translator. Chorowski et al [11] use phoneme error rate (PER) to evaluate their speech recognition model. Meanwhile, Bahdanau et al [3] use Character Error Rate (CER) and Word Error Rate (WER) to evaluate their speech recognition model. Our work does not belong to these problems. Therefore, we need a sequence comparison technique to quantify the similarity between the ground truth and the prediction: this technique has to tolerate shifts and dilations to some extent.

Tolerating the shift means that the technique must tolerate that the matching blocks can start at different times. Tolerating the dilation means that the technique must tolerate that the matching blocks can have different lengths. For example, in Figure 3, we see that the predicted “NonBeatStroke” starts 100 ms earlier than in the ground truth. The predicted “NonBeatStroke” is also 200 ms longer. Yet, this difference is barely if not not perceivable.

Dynamic Time Warping [5] is a sequence comparison technique which tolerate shifts and dilations. However, both techniques do not have a continuity constraint. That is, two consecutive elements which belong to the same class in a sequence might be matched against two non-consecutive elements in the other sequence. Without the continuity constraint, we might end up with a match like in Figure 4. In that figure, we can see that the “NoGesture”s in the middle of the ground truth are matched with the “NoGesture”s in the prediction before and after the “NonBeatStroke”. However, a continuous “NoGesture” is different from a “NonBeatStroke” preceded and followed by “NoGesture”s.

Thus, we propose a sequence comparison technique to quantify the similarity between the ground truth and the prediction where a block of consecutive elements with the same class is matched against a block of consecutive elements of that class. We use this technique to evaluate our result.

Our measurement technique uses the sequence comparison algorithm proposed by Dermouche and Pelachaud [13]. It measures the city-block distance between a block in the ground truth and a block in the prediction. This distance metric tolerates shift and dilation up to a certain threshold. If the distance between the two blocks is below the threshold, then they are considered as matches. The match formula is shown at Formula 4. We define b_{ps} and b_{pe} respectively as the start and the end of the prediction block. Correspondingly, we define b_{ts} and b_{te} respectively as the start and the end of the ground truth block. We also define T as the distance threshold. We define the match condition between the prediction block and ground truth block in Formula 4.

$$MATCH \iff |b_{ps} - b_{ts}| + |b_{pe} - b_{te}| \leq T \quad (4)$$

We measure the alignment based on how many blocks match and we normalize it against the lengths of those blocks and the frequency of that particular class. At its essence, we try to find out for how many time-steps the prediction matches the ground truth, subject to the condition that consecutive time-steps in the ground truth which share the same class must be matched to consecutive or the same time-steps in the prediction which belong to that class as well. This is then normalized against the frequency of that class.

We also introduce the concept of “insertion” and “deletion”. A block which exists in the prediction but has no match in the ground truth is considered to be “inserted”. This is conceptually similar to *false positive*: we predict what actually does not happen. The block exists in the prediction but it does not exist in the ground truth. Similarly, a block which exists in the ground truth but has no match in the prediction is considered to be “deleted”. This is similar to *false negative*: we fail to predict something which actually happens. For example, in Figure 5, we observe an “inserted” “NoGesture” block and a “deleted” “NonBeatNonStroke” block. The precise definition of alignment, insertion, and deletion score are at Formulae 5. In the formulae, n stands for the number of samples in the dataset, t_c is the number of timesteps of class c in the dataset, p_c is proportion of class c in the dataset, l is sample length (which is the same for all samples), $b.d$ stands for deleted block, d_c is the deletion score of class c , $b.i$ stands for inserted block, $b.p$ stands for predicted block, $b.t$ stands for ground truth block, and a_c is the alignment score of class c . The ideal alignment score is 1 while the ideal deletion and insertion score are 0. It means everything is aligned and there is neither deleted nor inserted block. The insertion score of class c can exceed 1 if we predict class c more frequently than it actually occurs. On the other hand, the deletion score is always between 0 and 1. The deletion score of class c is 1 when we fail to predict any of the block of that class. For the alignment score, if the predictor is accurate but slightly overestimates

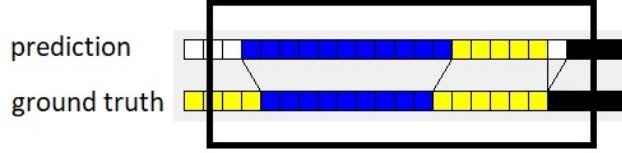


Figure 3: Alignment Example. Each cell is 100 ms long.
 Blue: “NonBeatStroke”
 Yellow: “NonBeatNonStroke”

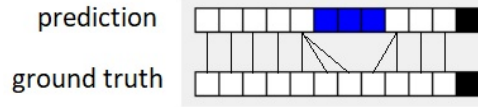


Figure 4: Discontinuity Example. Each cell is 100 ms long.
 White: “NoGesture”
 Blue: “NonBeatStroke”

the length of the block, then the alignment score will be slightly higher than 1. On the other hand, if the predictor is accurate but often slightly underestimates the length of the block, then the alignment score will be slightly lower than 1.

$$\begin{aligned}
 p_c &= \frac{t_c}{n \times l} \\
 d_c &= \frac{\sum_{b,d} \text{length}(b,d)}{n \times l \times p} \\
 i_c &= \frac{\sum_{b,i} \text{length}(b,i)}{n \times l \times p} \\
 a_c &= \frac{\sum_{b,p,b,t} \text{alignedlength}(b,p) + \text{length}(b,t)}{2 \times n \times l \times p}
 \end{aligned} \tag{5}$$

8 Experiment

We randomly split our data with the proportion of 64% training data, 16% validation data, and 20% testing data. This is chosen according to the common 80/20 rule. 80% of the data is for both training and validation and 20% of the data is for testing. The 80% is then split again $80\% \times 80\% = 64\%$ for training and $80\% \times 20\% = 16\%$ for validation. Each of the training, validation, and testing dataset contains a mix of samples from both speakers and different dialogues.

We perform five experiments. Experiment 1 is for obtaining the baseline performance by generating random outputs according to the data distribution. Experiment 2 is for obtaining the performance of the network by performing training and testing with our entire dataset. Experiment 3 is an ablation study to find out which features are more pertinent. A presence of pertinent features enables the model to perform prediction with a good performance. We replace some features with random values and retain the rest to find out how the performance of the model is being affected. Experiment 4 is to find out whether a model trained with one speaker only is generalizable to the dialogue counterpart. Experiment 5 is for finding out whether including eyebrow movements will lead to a higher performance on the “Beat” class.

To optimise the model, we vary the dimensions of the encoder and the decoder. The dimensions of the encoder and decoder are varied from 1 to 3, because our input data has three features. A challenge we face is that the loss function used in the training concerns only the matches at the same timestep, therefore ignoring the possibilities of shifts or dilations, which means that the network is not completely optimized for our objective. Therefore, we have to rely on the stochasticity of the neural network. In practice, it means we have to train the model many times to get a good result.

In **Experiment 1 (random output)**, we generate random outputs according to the probability distribution of the gesture classes, while completely ignoring the prosody input. Specifically, we measure two sets of probabilities, namely the probabilities that a sample is started by a particular class and the probabilities that a class follows another (or the same) class. This is done because our data consist of sequences, where each element affects the next element. We match this

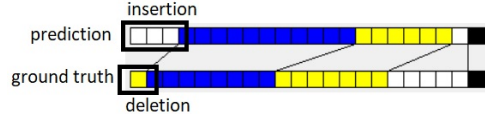


Figure 5: Insertion and Deletion Example. Each cell is 100 ms long.

White: “NoGesture”
 Yellow: “NonBeatNonStroke”
 Blue: “NonBeatStroke”

result against the output from our ground truth. We do this 50 times and we measure the mean of their performances. This can be seen as an extremely simple predictor and thus can be seen as the baseline result. The result is shown in Table 1 Result 1.

In **Experiment 2 (training and testing with the entire data)**, we train and test the neural network with the entire data with the 64%, 16%, and 20% split mentioned earlier. Note that in this data, we have two speakers performing several dialogues. We mix and shuffle the data, and then split them into training, validation, and testing data. The result is reported in Table 1 Result 2.

In **Experiment 3 (ablation study)**, we want to observe how much the model we obtain in Experiment 2 learns about the structure of the data and how each feature affects the performance of the model. In order to do that, we use the model and data used in Experiment 2, but we replace some or all input features (intensity, fundamental frequency, and fundamental frequency direction score) with random values.

First, in order to observe how much the model learns the structure of the data, we randomise all input features (Table 1, Result 3). This way, we force the model to make “educated guesses” about the outputs without seeing the inputs. Unlike in Experiment 1 where the random outputs are generated based on two explicitly-set probability distributions, here we use a model whose prediction ability comes only from the training.

Subsequently, we keep some features while randomizing the others in order to find which features are tied to gesture classes. In Table 1, Result 4), we keep only the intensity. In the Table 1, Result 5, we flip the condition, so we keep the F_0 and F_0 direction score. After that, to isolate the individual effect of the F_0 and the F_0 direction score, we keep the F_0 only (Table 1, Result 6) and F_0 direction score only (Table 2, Result 7).

In **Experiment 4 (trained with one speaker, tested on the other speaker)**, we train the model with the first speaker and test it on the second speaker, and then we do the reverse. The results of both sub-experiments are in Table 2, Results 8 and 9. It should be noted that one speaker is a man and the other one is a woman.

In **Experiment 5 (inclusion of eyebrow movements)**, in order to find out whether inclusion of eyebrow movements helps on predicting beat class, we compare the performance of the network when the data ignores the eyebrow movements, when the data considers upward eyebrow movements (Action Unit 1 or 2), and when the data considers both upward and downward eyebrow movements (Action Unit 1 or 2 or 4). We make 35 random permutations of our samples. For each sample in our dataset, we make three variations, namely the one which ignores the facial movements, the one where the presence of upward eyebrow movement is marked as a potentially-beat gesture, and the one where the presence of either upward or downward eyebrow movements is marked as a potentially-beat gesture. Then, we split them into training, validation, and testing datasets. Therefore, we have $35 \times 3 = 105$ unique training/validation/testing datasets. For each of them, we train and test the network 6 times and choose the one with the highest alignment score. For each variation of the three variations, we calculate the average alignment, insertion, and deletion scores of the 35 permutations. The results are shown in Table 3.

9 Discussion and Conclusion

We observe in the performance of the random output (Table 1, Result 1), not all classes are equally easy to predict. For example, “Beat” with the alignment score of 0.0, is harder to predict than all other classes. On the other hand, the “NoGesture” class, with the alignment score of 0.513, got better result than the other classes, despite the fact that we select our samples only when the person is speaking. It might be caused by the fact our data is unbalanced. The “NoGesture” class is 40% larger than the “NonBeatStroke” class and 300% larger than the “Beat” class.

In the performance of the model which is trained and tested with the entire data (Table 1, Result 2), we observe that the alignment scores outperform the random output (Table 1, Result 1) on all classes. The score of the “NoGesture” class is only slightly higher than the corresponding score of the random output. This result suggests that the three prosody

Table 1: Alignment, Insertion, and Deletion Scores
 Alignment: Exists in both prediction and ground truth
 Insertion: Exists in the prediction only
 Deletion: Exists in the ground truth only

Exp 1: Random output result (Result 1)			
	Alignment	Insertion	Deletion
Beat	0.0	0.506	1.0
NonBeatStroke	0.123	0.389	0.854
NonBeatNonStroke	0.118	0.448	0.870
NoGesture	0.513	1.152	0.469
Exp 2: Trained and tested with the entire data (Result 2)			
	Alignment	Insertion	Deletion
Beat	0.213	3.863	0.763
NonBeatStroke	0.551	0.404	0.493
NonBeatNonStroke	0.234	0.141	0.730
NoGesture	0.558	0.507	0.405
Exp 3: All input features are randomised (Result 3)			
	Alignment	Insertion	Deletion
Beat	0.0	0.0	1.0
NonBeatStroke	0.098	0.851	0.914
NonBeatNonStroke	0.035	0.358	0.959
NoGesture	0.260	0.871	0.713
Exp 3: Using intensity only (Result 4)			
	Alignment	Insertion	Deletion
Beat	0.0	0.0	1.0
NonBeatStroke	0.170	1.280	0.864
NonBeatNonStroke	0.039	0.450	0.952
NoGesture	0.461	1.284	0.550
Exp 3: Using F_0 and the F_0 direction score only (Result 5)			
	Alignment	Insertion	Deletion
Beat	0.0	3.631	1.0
NonBeatStroke	0.564	0.802	0.529
NonBeatNonStroke	0.201	0.345	0.793
NoGesture	0.558	0.635	0.480
Exp 3: Using F_0 only (Result 6)			
	Alignment	Insertion	Deletion
Beat	0.116	4.706	0.913
NonBeatStroke	0.579	0.552	0.521
NonBeatNonStroke	0.202	0.286	0.782
NoGesture	0.547	0.589	0.496

features, namely fundamental frequency, fundamental frequency direction score, and intensity enable prediction of the gesture classes with a certain degree of reliability.

That being said, even though the model yields an alignment score higher than the random output on “Beat” class, the alignment score is still low. In our case, the difficulty of the model to predict “Beat” is partly explainable by the lack of data. “Beat” occurs rarely in the corpus, therefore the difficulty of predicting “Beat” is expected. This leads us to the question on whether we would be able to predict “Beat” better if we have more data. Besides that, “Beat” gestures are not necessarily performed by hands; they can also be performed by head or facial movements [7, 15, 27]. Indeed, in Experiment 5 we find that the alignment score for the “Beat” class is higher when we include both the upward and the downward eyebrow movements (Table 3). When we include only the upward eyebrow movements, even though the alignment score is similar to when we do not include any eyebrow information, the insertion score is lower, which means that the performance is still higher than without eyebrow information. These results suggest that beat gestures can also be performed by eyebrow movements, in-line with the information in the literature [7, 15, 27].

On the “NonBeatStroke” class, our predictor is able to surpass the random output generator. This class encompasses the stroke of all communicative gestures except beat gestures. The model is able to predict where a gesture stroke (other

Table 2: Alignment, Insertion, and Deletion Scores (cont)

Alignment: Exists in both prediction and ground truth

Insertion: Exists in the prediction only

Deletion: Exists in the ground truth only

Exp 3: Using F_0 direction score only (Result 7)			
	Alignment	Insertion	Deletion
Beat	0.0	0.0	1.0
NonBeatStroke	0.091	0.966	0.918
NonBeatNonStroke	0.041	0.359	0.969
NoGesture	0.292	0.797	0.693
Exp 4: Trained with the 1st speaker tested on the 2nd speaker (Result 8)			
	Alignment	Insertion	Deletion
Beat	0.086	2.582	0.910
NonBeatStroke	0.604	0.479	0.486
NonBeatNonStroke	0.274	0.237	0.688
NoGesture	0.538	0.371	0.474
Exp 4: Trained with the 2nd speaker tested on the 1st speaker (Result 9)			
	Alignment	Insertion	Deletion
Beat	0.111	3.690	0.841
NonBeatStroke	0.432	0.633	0.626
NonBeatNonStroke	0.298	0.326	0.715
NoGesture	0.478	0.405	0.480

Table 3: The Effect of Inclusion of Eyebrow Movements On The Beat Performance (Exp 5)

	Alignment	Insertion	Deletion
No Eyebrow Information	0.257	2.62	0.745
With Upward Eyebrow Movement	0.246	1.448	0.742
With Upward/Downward Eyebrow Movement	0.415	0.298	0.579

than beat) is aligned with the acoustic features which we consider. This phase is well-studied in gesture literature as it carries the meaning of the gesture. This phase usually happens around or slightly before the pitch accent [42]. In our case, we have the intensity, fundamental frequency, and fundamental frequency direction score features as our input. These three prosody features participate to the characterization of the pitch accent.

On the “NotBeatNonStroke” class the model yields an alignment score higher than the random output, but the alignment score is still low. As a recall, this class contains all the gesture phases (e.g., preparation, hold, retraction) except the stroke phase for all gestures but the beats. Indeed, in all our experiments, we never obtain a good alignment on this class. This class is made of different gesture phases that may not correspond to the same prosodic profile. Their alignment may obey to different synchronisation needs [42].

In the first part of our ablation study, where we replace the entire speech prosody input with random values and use it on the trained model (Table 1, Result 3), we observe that all the alignment scores are lower than the alignment scores of the random output result (Table 1, Result 1), except for “Beat” which is 0.0, the absolute minimum, in both the first ablation study and the random output.

Subsequently, when we use the intensity alone (Table 1, Result 4), we find again that the model's alignment scores fails to outperform the random output result. The alignment score of “NonBeatStroke” is only marginally higher than the score from the random output. Other classes have equal or lower alignment scores than the random output. These results suggest that the gestures are not tied to intensity alone. Finally, in the sub-experiment where we use fundamental frequency alone (Table 1, Result 6), the alignment scores are similar to what we get when we use all features (Table 1, Result 2), except that the score for “Beat” is lower. However, the alignment score for “Beat” is still higher than the

score when we use random output result (Table 1, Result 1). However, as we have noted, the difficulty of predicting “Beat” is expected.

The results of our ablation studies suggest that the fundamental frequency is tied and is very pertinent to the gesture timing. This ablation study is to find which features are shown to be relevant to our task, namely gesture class prediction.

In Experiment 4 where we train the model with one speaker and test it on the other speaker of the same interaction (Table 2, Results 8 and 9), we find that the models' alignment scores outperform the random output (Table 1, Result 1), which suggests that some generalizability exists even-though people have different gesturing styles. These results may also be due as conversation participants tend to automatically align to each other, at different levels, such as phonology, syntax and semantics [35], as well as gesture types [43]. These different alignments make the conversation itself successful [18].

10 Future Work

Currently, we do the prediction based only on three prosodic features, namely the fundamental frequency, fundamental frequency direction, and intensity. However gesture generation is tightly linked to what is being said. In the future, our aim is to consider not only the prosody but also the semantics of the speech. The question of representing the semantics arises. We are planning to rely on a higher representation level such as image schema that can be linked to metaphoric gestures [25]. Combining both of text and the prosody is also a challenge by itself. A big part of the challenge is that aligning words, prosody and gestures is far from being a trivial problem. In the future, we intend to go into this direction.

Acknowledgement

This project has received funding from the European Union's Horizon 2020 research and innovation programme under grant agreement No 769553. This result only reflects the authors' views and the European Commission is not responsible for any use that may be made of the information it contains. We also thank Katya Saint-Amand for providing the Gest-IS corpus [39].

References

- [1] AHUJA, C., AND MORENCY, L.-P. Language2pose: Natural language grounded pose forecasting. In *2019 International Conference on 3D Vision (3DV)* (2019), IEEE, pp. 719–728.
- [2] BAHDANAU, D., CHO, K., AND BENGIO, Y. Neural machine translation by jointly learning to align and translate. *arXiv preprint arXiv:1409.0473* (2014).
- [3] BAHDANAU, D., CHOROWSKI, J., SERDYUK, D., BRAKEL, P., AND BENGIO, Y. End-to-end attention-based large vocabulary speech recognition. In *2016 IEEE International Conference on Acoustics, Speech and Signal Processing (ICASSP)* (2016), IEEE, pp. 4945–4949.
- [4] BALTRUSAITIS, T., ZADEH, A., LIM, Y. C., AND MORENCY, L.-P. Openface 2.0: Facial behavior analysis toolkit. In *2018 13th IEEE International Conference on Automatic Face & Gesture Recognition (FG 2018)* (2018), IEEE, pp. 59–66.
- [5] BELLMAN, R., AND KALABA, R. On adaptive control processes. *IRE Transactions on Automatic Control* 4, 2 (1959), 1–9.
- [6] BERGMANN, K., AND KOPP, S. Gnetic—using bayesian decision networks for iconic gesture generation. In *International Workshop on Intelligent Virtual Agents* (2009), Springer, pp. 76–89.
- [7] BOLINGER, D. *Intonation and its Uses*. Stanford University Press, 1989.
- [8] BOZKURT, E., YEMEZ, Y., AND ERZIN, E. Multimodal analysis of speech and arm motion for prosody-driven synthesis of beat gestures. *Speech Communication* 85 (2016), 29–42.
- [9] CASSELL, J., VILHJÁLMSSON, H., AND BICKMORE, T. BEAT: the Behavior Expression Animation Toolkit. In *Computer Graphics Proceedings, Annual Conference Series* (2001), ACM SIGGRAPH.
- [10] CHIU, C.-C., AND MARSELLA, S. Gesture generation with low-dimensional embeddings. In *Proceedings of the 2014 international conference on Autonomous agents and multi-agent systems* (2014), pp. 781–788.
- [11] CHOROWSKI, J. K., BAHDANAU, D., SERDYUK, D., CHO, K., AND BENGIO, Y. Attention-based models for speech recognition. In *Advances in neural information processing systems* (2015), pp. 577–585.

- [12] CRAVOTTA, A., BUSÀ, M. G., AND PRIETO, P. Effects of encouraging the use of gestures on speech. *Journal of Speech, Language, and Hearing Research* 62, 9 (2019), 3204–3219.
- [13] DERMOUCHE, S., AND PELACHAUD, C. Sequence-based multimodal behavior modeling for social agents. In *Proceedings of the 18th ACM International Conference on Multimodal Interaction* (2016), ACM, pp. 29–36.
- [14] DRISKELL, J. E., AND RADTKE, P. H. The effect of gesture on speech production and comprehension. *Human Factors* 45, 3 (2003), 445–454.
- [15] EKMAN, P. About brows: Emotional and conversational signals. In *Human ethology: Claims and limits of a new discipline: contributions to the Colloquium*, M. von Cranach, K. Foppa, W. Lepenies, and D. Ploog, Eds. Cambridge University Press, Cambridge, England; New-York, 1979, pp. 169–248.
- [16] EYBEN, F., WÖLLMER, M., AND SCHULLER, B. Opensmile: the munich versatile and fast open-source audio feature extractor. In *Proceedings of the 18th ACM international conference on Multimedia* (2010), ACM, pp. 1459–1462.
- [17] FRIESEN, E., AND EKMAN, P. Facial action coding system: a technique for the measurement of facial movement. *Palo Alto* 3 (1978).
- [18] GARROD, S., AND PICKERING, M. J. Joint action, interactive alignment, and dialog. *Topics in Cognitive Science* 1, 2 (2009), 292–304.
- [19] GINOSAR, S., BAR, A., KOHAVI, G., CHAN, C., OWENS, A., AND MALIK, J. Learning individual styles of conversational gesture. In *Proceedings of the IEEE Conference on Computer Vision and Pattern Recognition* (2019), pp. 3497–3506.
- [20] HALLIDAY, M. A. K. Explorations in the functions of language.
- [21] HASEGAWA, D., KANEKO, N., SHIRAKAWA, S., SAKUTA, H., AND SUMI, K. Evaluation of speech-to-gesture generation using bi-directional lstm network. In *Proceedings of the 18th International Conference on Intelligent Virtual Agents* (2018), ACM, pp. 79–86.
- [22] HIRSCHBERG, J., AND PIERREHUMBERT, J. The intonational structuring of discourse. In *24th Annual Meeting of the Association for Computational Linguistics* (New-York, 1986), pp. 136–144.
- [23] ISHII, R., KATAYAMA, T., HIGASHINAKA, R., AND TOMITA, J. Generating body motions using spoken language in dialogue. In *Proceedings of the 18th International Conference on Intelligent Virtual Agents* (2018), ACM, pp. 87–92.
- [24] IVERSON, J. M., AND GOLDIN-MEADOW, S. Why people gesture when they speak. *Nature* 396, 6708 (1998), 228.
- [25] JOHNSON, M. *The body in the mind: The bodily basis of meaning, imagination, and reason*. University of Chicago Press, 2013.
- [26] KENDON, A. Gesticulation and speech: Two aspects of the. *The relationship of verbal and nonverbal communication*, 25 (1980), 207.
- [27] KRAHMER, E., AND SWERTS, M. More about brows. In *From Brows till Trust: Evaluating Embodied Conversational Agents*, Z. Ruttkay and C. Pelachaud, Eds. Kluwer, 2004.
- [28] KRAHMER, E., AND SWERTS, M. The effects of visual beats on prosodic prominence: Acoustic analyses, auditory perception and visual perception. *Journal of memory and language* 57, 3 (2007), 396–414.
- [29] KUCHERENKO, T., HASEGAWA, D., HENTER, G. E., KANEKO, N., AND KJELLSTRÖM, H. Analyzing input and output representations for speech-driven gesture generation. *arXiv preprint arXiv:1903.03369* (2019).
- [30] LEE, J., AND MARSELLA, S. Nonverbal behavior generator for embodied conversational agents. In *International Workshop on Intelligent Virtual Agents* (2006), Springer, pp. 243–255.
- [31] LEVINE, S., KRÄHENBÜHL, P., THRUN, S., AND KOLTUN, V. Gesture controllers. In *ACM Transactions on Graphics (TOG)* (2010), vol. 29, ACM, p. 124.
- [32] LEVITAN, R., AND HIRSCHBERG, J. Measuring acoustic-prosodic entrainment with respect to multiple levels and dimensions. In *Twelfth Annual Conference of the International Speech Communication Association* (2011).
- [33] LOEHR, D. P. Temporal, structural, and pragmatic synchrony between intonation and gesture. *Laboratory Phonology* 3, 1 (2012), 71–89.
- [34] MCNEILL, D. *Hand and mind: What gestures reveal about thought*. University of Chicago press, 1992.
- [35] MENENTI, L., GARROD, S., AND PICKERING, M. Toward a neural basis of interactive alignment in conversation. *Frontiers in Human Neuroscience* 6 (2012), 185.

- [36] MIKOLOV, T., SUTSKEVER, I., CHEN, K., CORRADO, G. S., AND DEAN, J. Distributed representations of words and phrases and their compositionality. In *Advances in neural information processing systems* (2013), pp. 3111–3119.
- [37] NIEBUHR, O., AND PFITZINGER, H. R. On pitch-accent identification—the role of syllable duration and intensity. In *Speech Prosody 2010-Fifth International Conference* (2010).
- [38] PESHKOV, K., PRÉVOT, L., AND BERTRAND, R. Prosodic phrasing evaluation: measures and tools. *Proceedings of TRASP 2013* (2013).
- [39] SAINT-AMAND, K. Gest-is: Multi-lingual corpus of gesture and information structure. *Unpublished Report* (2018).
- [40] SUTSKEVER, I., VINYALS, O., AND LE, Q. V. Sequence to sequence learning with neural networks. In *Advances in neural information processing systems* (2014), pp. 3104–3112.
- [41] VOIGT, R., PODESVA, R. J., AND JURAFSKY, D. Speaker movement correlates with prosodic indicators of engagement. In *Speech prosody* (2014), vol. 7.
- [42] WAGNER, P., MALISZ, Z., AND KOPP, S. Gesture and speech in interaction: An overview. *Speech Communication* 57 (2014), 209 – 232.
- [43] WESSLER, J., AND HANSEN, J. Temporal closeness promotes imitation of meaningful gestures in face-to-face communication. *Journal of Nonverbal Behavior* 41, 4 (2017), 415–431.
- [44] YUNUS, F., CLAVEL, C., AND PELACHAUD, C. Gesture class prediction by recurrent neural network and attention mechanism. In *Proceedings of the 19th ACM International Conference on Intelligent Virtual Agents* (2019), pp. 233–235.