

Maximum Customers' Satisfaction in One-way Car-sharing: Modeling, Exact and Heuristic Solving

Welverton R. Silva, Rafael C. S. Schouery

*Institute of Computing, University of Campinas
Campinas, São Paulo, Brazil*

One-way car-sharing systems are transportation systems that allow customers to rent cars at stations scattered around the city, use them for a short journey, and return them at any station. The maximum customers' satisfaction problem concerns the task of assigning the cars, initially located at given stations, to maximize the number of satisfied customers. We consider the problem with two stations where each customer has exactly two demands in opposite directions between both stations, and a customer is satisfied only if both their demands are fulfilled. For solving this problem, we propose mixed-integer programming (MIP) models and matheuristics based on local search. We created a benchmark of instances used to test the exact and heuristic approaches. Additionally, we proposed a preprocessing procedure to reduce the size of the instance. Our MIP models can solve to optimality 85% of the proposed instances with 1000 customers in 10 minutes, with an average gap smaller than 0.1% for all these instances. For larger instances (2500 and 5000 customers), except for some particular cases, they presented an average gap smaller than 0.8%. Also, our local-based matheuristics presented small average gaps which are better than the MIP models in some larger instances.

Keywords: Car-sharing, Mixed-integer linear programming, Matheuristics.

1. Introduction

Car-sharing is a service that provides car rentals where customers occasionally rent cars for short periods. The most common car-sharing services are station-based systems, which designate stations in certain zones of the city. A station-based system is a *two-way* or *one-way* car-sharing system. In a two-way car-sharing system, the customers must return the car at the same departure station, while in a one-way car-sharing system the customers can return the car at a chosen station, as long as the drop-off station and time is indicated in advance [1]. In this paper, we focus on one-way station-based car-sharing systems, in particular systems where all driving demands are known in advance.

Email addresses: `welverton.silva@ic.unicamp.br` (Welverton R. Silva), `rafael@ic.unicamp.br` (Rafael C. S. Schouery)

The fact that a customer does not return the car to the origin station can generate an imbalance across the origin and destination stations. Thus, most researches on one-way car-sharing have studied the balancing problem of the car fleet, also called the relocation problem (e. g., Ait-Ouahmed et al. [2]; Boyacı et al. [3, 4]; Gambella et al. [5]; Jorge et al. [6]; Nourinejad et al. [1]; and Zhao et al. [7]). Also, other combinatorial optimization problems are considered, such as the problems of defining the number of car-sharing stations, location, and fleet size (e. g. George and Xia [8]).

In this paper, we consider a combinatorial optimization problem, proposed by Böhmová et al. [9], that explores the main idea in the one-way car-sharing, i. e., the flexible drop-off idea in the case where the driving demands are known in advance. We consider the problem with two stations where each customer has exactly two demands in opposite directions between both stations. In this problem, the trajectory of the car in the rental period is irrelevant, and it can be abstracted as moving the car from one station to another during a given time interval. The problem aims to determine the maximum number of customers that can be satisfied by the existing fleet of cars distributed within these two stations. We say that a customer is *satisfied* if and only if both the demands are fulfilled.

This problem and some variants are already considered in the literature, but this is the first work to consider the design of exact algorithms and heuristics for this problem.

From an approximation algorithm standpoint, Böhmová et al. [9] show that maximizing the number of satisfied customers is NP-hard and, in fact, APX-hard, even for the particular case where there is only a single car available and all demands have the same duration. Later on, Luo et al. [10–12] and Luo et al. [13] also considered the problem of maximizing customers' satisfaction in one-way car-sharing systems, presenting and analyzing online algorithms for the same problem that we consider and some close related variants (for example, when the customers have only one demand).

A practical application for the problem considered in this paper arises from one-way car-sharing systems like the Intelligent Sharing System (SCI, *Sistema de Compartilhamento Inteligente*) of electric cars, an initiative of Itaipu Binacional (a hydroelectric power plant owned by Brazil and Paraguay) and Itaipu Technological Park, in partnership with the Center for Engineering and Innovation of Mobility Industries (CEiiA). The SCI serves the employees in transportation within the Brazilian margin of the plant, which includes electric car pick-up and drop-off stations in different internal buildings of the company [14].

The remainder of the paper is organized as follows. Section 2 describes the problem formally, and how instances of the problem can be seen as network flow instances. Section 3 presents the proposed preprocessing procedure to reduce the instance's size. Sections 4 and 5 present an exact method by using a mixed-integer programming model and the proposed matheuristic algorithms to solve our car-sharing problem, respectively. Section 6 reports and discusses the experimental computational results, and Section 7 presents our final conclusions.

2. Problem statement

As previously mentioned, Böhmová et al. [9] propose a problem motivated in one-way car-sharing. In the same way that the problem was described by these authors, we formally define the problem with only two stations \mathcal{A} and \mathcal{B} , with an initial distribution of indistinguishable cars within these stations. There are n customers and each of them has exactly two demands, one from station \mathcal{A} to station \mathcal{B} and the other from station \mathcal{B} to station \mathcal{A} , but not necessarily in this order. The *maximum customers' satisfaction problem with car-sharing demand pairs between two stations*, which we will simply refer to it as the *car-sharing problem*, can be formally defined as follows.

Consider $\mathcal{T}_\mathcal{A} = \{a_1, \dots, a_{max}\}$ and $\mathcal{T}_\mathcal{B} = \{b_1, \dots, b_{max}\}$ as finite sets of discrete time instants for *stations* \mathcal{A} and \mathcal{B} , respectively, such that $\mathcal{T}_\mathcal{A} \cup \mathcal{T}_\mathcal{B}$ is totally-ordered. Let $\mathcal{C} = \{(o_c, r_c) : 1 \leq c \leq n\}$ be a set of *customers*, where each customer is an ordered pair of *demands* such that either $o_c = (a_i, b_j) \in \mathcal{T}_\mathcal{A} \times \mathcal{T}_\mathcal{B}$ and $r_c = (b_k, a_l) \in \mathcal{T}_\mathcal{B} \times \mathcal{T}_\mathcal{A}$, with $a_i \leq b_j \leq b_k \leq a_l$, or $o_c = (b_i, a_j) \in \mathcal{T}_\mathcal{B} \times \mathcal{T}_\mathcal{A}$ and $r_c = (a_k, b_l) \in \mathcal{T}_\mathcal{A} \times \mathcal{T}_\mathcal{B}$, with $b_i \leq a_j \leq a_k \leq b_l$, where o_c represents a request for *outbound* and r_c a request for *return*. Thus, either a customer has an outbound request from \mathcal{A} to \mathcal{B} and a return request from \mathcal{B} to \mathcal{A} , or the customer has an outbound request from \mathcal{B} to \mathcal{A} and a return request from \mathcal{A} to \mathcal{B} . Let $m_\mathcal{A}$ and $m_\mathcal{B}$ denote the starting fleet size (total number of cars) at the stations \mathcal{A} and \mathcal{B} , respectively.

A set $\mathcal{C}' \subseteq \mathcal{C}$ is *feasible* if and only if all customers can be satisfied simultaneously. A customer is *satisfied* only if both their demands are fulfilled, and a demand is *fulfilled* by moving one car between the stations. However, this is only possible when there is an available car at the origin station at the start time as defined by the customer's outbound request — the rented car will be available to other customers at the destination station at the end time. The objective is to find a maximum cardinality feasible set $\mathcal{C}^* \subseteq \mathcal{C}$.

2.1. Network design

In this section, we describe how instances can be modeled as capacitated directed acyclic multigraphs with two special vertices, a source s and a sink t . We are interested in describing instances of the car-sharing problem as instances of a network flow problem in the same way that was described by Böhmová et al. [9].

Let $G = (V, E)$ be a network, where $V = \mathcal{T}_\mathcal{A} \cup \mathcal{T}_\mathcal{B} \cup \{s, t\}$ is the set of vertices, and E is the set of arcs. The network contains arcs of three types. All demands o_c and r_c define *demand arcs*. For every two consecutive vertices a_i, a_{i+1} in $\mathcal{T}_\mathcal{A}$, there is a *connecting arc* (a_i, a_{i+1}) . Similarly, there is a connecting arc for every two consecutive vertices b_i, b_{i+1} in $\mathcal{T}_\mathcal{B}$. There are also two the connecting arcs (a_{max}, t) and (b_{max}, t) , from the last vertices of each station to the sink. Finally, there are two *source arcs* (s, a_1) and (s, b_1) .

To complete the construction of the network, it is necessary to assign capacity to the arcs. For all demand arcs, the capacity is set to 1, so it follows that at most one car can be moved through the arc, and for all connecting arcs, the capacity is set to ∞ (or, simply, $m_\mathcal{A} + m_\mathcal{B}$). Finally, the source arc (s, a_1) has capacity $m_\mathcal{A}$, and the source arc (s, b_1) has capacity $m_\mathcal{B}$. A feasible solution in this network is an integral s - t flow that satisfies three constraints:

capacity, flow conservation, and satisfying customer (i. e., whenever there is a unit flow on a demand arc of a customer, then both demand arcs has a unit flow).

Fig. 1 illustrates a network from an arbitrary instance, where the demand arcs are displayed as full arcs, the connecting arcs are displayed as dashed arcs, and those source arcs displayed as dotted arcs.

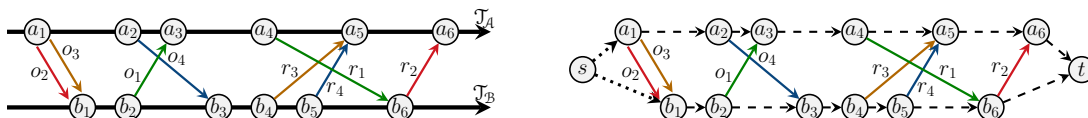


Fig. 1: An example of instance and the corresponding network flow representation. The horizontal top and bottom lines represent respectively the time instants at stations \mathcal{A} and \mathcal{B} . All driving demands are represented by arcs, where arcs of the same color indicate the demands of the same customer. Also, each label on the demand arcs specifies the demand's type.

3. Preprocessing

Our preprocessing procedure is an iterative transformation over a given network, which is employed to improve the efficiency of our exact and heuristic algorithms. Basically, any instance modeled as a network can be transformed into another equivalent network with, potentially, a reduced number of vertices and arcs. We say that two networks are *equivalent* if and only if they have the same set of feasible solutions.

Consider a given network $G = (V, E)$ constructed as described in the previous section. We can iteratively construct a minimal network G' equivalent to G . We say that G' is *minimal* if and only if is not possible to apply any transformation operations: (i) arc contraction, (ii) arc merge, and (iii) vertex removal.

We call *arc contraction* the operation that contracts the two endpoints of a connecting arc (x, y) . That is, we remove vertices x and y (and its incident arcs), we create a new vertex z representing this contraction and, except for (x, y) , for every removed arc (x, w) (resp. (w, y)) we add the arc (z, w) (resp. (w, z)) with the corresponding capacity. A connecting arc (x, y) is contracted if and only if the out-degree of x or the in-degree of y is equal to 1. Fig. 2 illustrates the network obtained from the previous network example (see again Fig. 1) after some arc contractions.

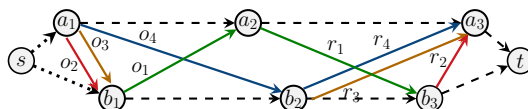


Fig. 2: An example of the application of a sequence of arc contracting operations over the previous network (illustrated in Fig. 1). Here, the vertices have been relabeled to simplify the presentation.

We call *arc merge* the operation that merges adjacent demand arcs of a customer. In other words, this operation merges the arcs o_c and r_c into a new arc if and only if the end-point of the outbound arc is equal to the start-point of the return arc. Note that the

customer can, w.l.o.g., always be satisfied with the same car in both demands. Finally, we call *vertex removal* the operation that removes an expendable vertex and merges its incident arcs. A vertex is *expendable* only if both its out-degree and in-degree are equal to 1 (e.g., the vertex a_2 in the Fig. 3 on the left side).

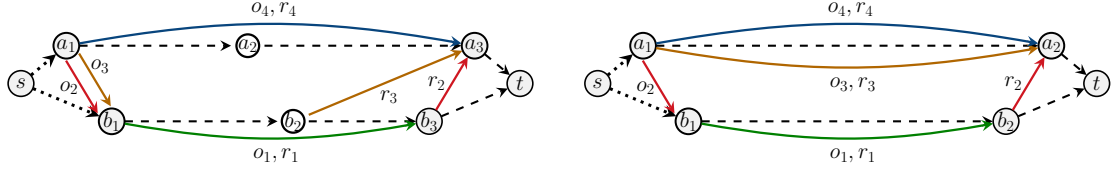


Fig. 3: On the left, the next network obtained by a sequence of arc merging operations, and, on the right, the minimal network for the original network.

4. Mixed-integer programming

In this section, we describe a mixed-integer programming (MIP) model based on network flow assignment formulation for solving the car-sharing problem. We define a decision variable x_e for each arc e of a given network, where each variable indicates the amount of flow through the corresponding arc.

The problem can be formulated as a MIP, which we denote by (CS1), as follows.

$$(CS1) \quad \text{maximize} \quad \sum_{c=1}^n x_{o_c} \quad (1)$$

$$\text{subject to} \quad \sum_{e \in \delta^+(v)} x_e = \sum_{e \in \delta^-(v)} x_e \quad v \in V \setminus \{s, t\} \quad (2)$$

$$x_e \leq m_A \quad e = (s, a_1) \quad (3)$$

$$x_e \leq m_B \quad e = (s, b_1) \quad (4)$$

$$x_{o_c} = x_{r_c} \quad c \in \{1, \dots, n\} \quad (5)$$

$$x_e \in \{0, 1\} \quad e \in \{o_1, \dots, o_n, r_1, \dots, r_n\} \quad (6)$$

$$x_e \in \mathbb{R}_+ \quad e \in E \setminus \{o_1, \dots, o_n, r_1, \dots, r_n\}$$

The objective function (1) maximizes the number of satisfied outbound demands, and thus, the number of satisfied customers. Constraint set (2) is the usual flow conservation constraints, and constraint sets (3), (4) and (6) are the capacity constraints. Finally, constraint set (5) ensures that o_c is satisfied if and only if r_c is satisfied.

As every variable x_{o_c} must always be equal to x_{r_c} , we can replace them in the model by a single decision variable x_{d_c} . In this way, it is possible to halve the number of binary variables. Also, the preprocessing procedure can reduce the number of real variables associated with the connecting arcs and the number of flow conservation constraints.

4.1. Additional Constraints

We propose a family of constraints to strengthen the formulation. These constraints can eliminate integer solutions, but, as we prove, it does not eliminate all optimal solutions. As the number of obtained inequalities can be very large, we use transitive reduction [15] to achieve a minimum equivalent set of inequalities. For this, we have defined constraints regarding priority requests, obtained from the following proposition.

Proposition 1. *Consider two customers $c = ((w_i, z_j), (z_k, w_l))$ and $c' = ((w_{i'}, z_{j'}), (z_{k'}, w_{l'}))$, over any two stations \mathcal{W} and \mathcal{Z} , such that $w_i \leq w_{i'}$, $z_{j'} \leq z_j$, $z_k \leq z_{k'}$ e $w_l \leq w_{l'}$. Given a feasible set $\mathcal{C}_1 \subseteq \mathcal{C}$ where $c \in \mathcal{C}_1$, and $c' \notin \mathcal{C}_1$, the set $\mathcal{C}_2 = \mathcal{C}_1 \setminus \{c\} \cup \{c'\}$ is also feasible.*

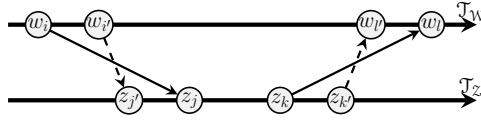


Fig. 4: An example of priority requests, where the demands for the customer $c = ((w_i, z_j), (z_k, w_l))$ are displayed as full arrows, and for the customer $c' = ((w_{i'}, z_{j'}), (z_{k'}, w_{l'}))$ are displayed as dashed arrows.

Proof. Let \mathcal{C}_1 , c and c' be as stated. Note that, as customer c is satisfied in \mathcal{C}_1 , there is a car available at w_i to fulfill the outbound demand, and there is a car available at z_k to fulfill the return demand (see Fig. 4). Since $w_i \leq w_{i'}$ and $z_k \leq z_{k'}$, we can exchange c for c' in \mathcal{C}_1 to obtain \mathcal{C}_2 . Let us now consider $\mathcal{T}' = \{w_i, \dots, w_{i'}\} \cup \{w_{l'}, \dots, w_l\} \cup \{z_{j'}, \dots, z_j\} \cup \{z_k, \dots, z_{k'}\}$. Now, notice that there is the same amount of cars available at the vertices in $(\mathcal{T}_W \cup \mathcal{T}_Z) \setminus \mathcal{T}'$ as before, and there is one more car available at the vertices in \mathcal{T}' . Thus, \mathcal{C}_2 is feasible. \square

Therefore, for a pair c and c' of customers as stated in Proposition 1, we can add (using a tie-breaking rule) the following constraint to ensure that the customer c will be satisfied only if the customer c' is satisfied:

$$x_{o_c} \leq x_{o_{c'}}. \quad (7)$$

During preliminary tests, we observed that the model obtained by adding all possible constraints had a computational performance slightly worse than the model without these inequalities. To significantly improve the computational performance, we created a (disconnected) directed acyclic graph in which each arc represents the priority requests relationships, and we used a transitive reduction to get a minimum equivalent digraph that has the same transitivity closure and as few arcs as possible (see an example in Fig. 5). A description of the transitive reduction of a directed graph can be found in Aho et al. [15].

We also observed that removing more arcs to obtain an arborescence forest (a directed acyclic graph with maximum in-degree one) after the transitive reduction leads to a significant gain in the computational time, proving optimality for more instances in less computing time. To ensure that the node has at most one parent node in the forest, we have chosen to keep as the parent node the one with the smallest work schedule. Here, the *work schedule* is the difference between the start time of the outbound request and the end time of the return request. Therefore the remaining arcs of this forest indicate the constraints to be added to the formulation. We will call this strengthened model (CS2).

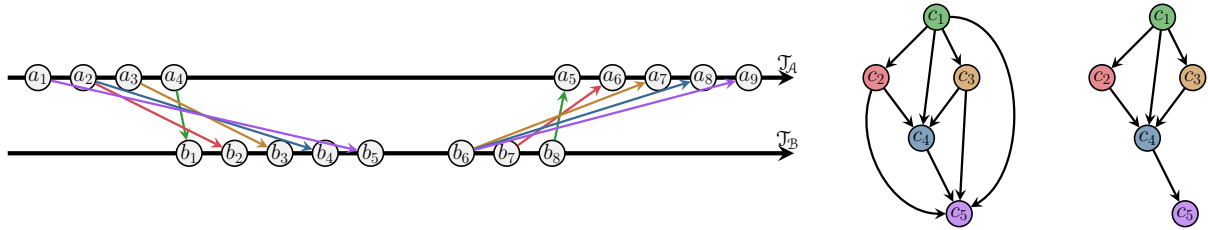


Fig. 5: An example of a directed acyclic graph interpreting the pairs of the of the customers' priority requests (on the left) and its transitive reduction (on the right).

5. Matheuristic algorithms

In this section, we propose a greedy randomized adaptive search procedure (GRASP), a variable neighborhood search (VNS), and a tabu search (TS) to find feasible solutions for the car-sharing problem. First, we start this section by discussing the difficulties in designing heuristics that produce high-quality solutions. Next, we present the main ingredients of the heuristic procedures, i. e., the neighborhood structures, the local search, and the proposed heuristic algorithms. Finally, we describe the implementation details of how we check if a solution is feasible or not.

5.1. Downward closed analysis

For several combinatorial optimization problems such as Knapsack and Maximum Independent Set, any feasible solution (and, thus, any optimal solution) can be constructed by starting with an empty solution and adding instance elements (such as items or vertices) iteratively in some order. Thus, in preliminary studies, we implemented constructive heuristics for the car-sharing problem which, unfortunately, led to low-quality solutions.

Consider a family \mathcal{S} of sets, we say that \mathcal{S} is downward closed if and only if for any $S \in \mathcal{S}$ and any $T \subseteq S$ we have that $T \in \mathcal{S}$. Next, we show that car-sharing problem does not have this property, which can explain why constructive heuristics have performed poorly.

Figure 6 illustrates an instance where all customers can be satisfied simultaneously. Suppose that a feasible solution is constructed, iteratively, by adding customers over the permutation $\langle c_3, c_4, c_2, c_1 \rangle$. In this case, only customers c_3 and c_4 can be satisfied. Note that trying to satisfy customers c_3, c_4 and c_2 will result in a car missing at a_3 . The same applies when trying to satisfy customer c_1 . Here, any subset of three customers is an infeasible solution, thus any ordering of customers cannot lead to the optimal solution when considering a constructive heuristic that adds one customer per iteration.

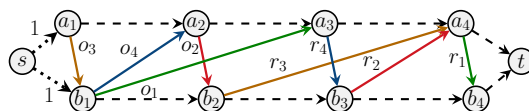


Fig. 6: An example in which all customers must be satisfied simultaneously.

This observation led to designing heuristics that removes customers from an infeasible solution until obtaining a feasible solution that performed better than iteratively adding

customers. Also, it led to the design of neighborhood structures that adds more than one customer at a time.

5.2. Neighborhood structures

We propose neighborhood structures defined on the space of feasible solutions, i. e., only feasible moves are accepted. The following neighborhood structures were implemented and used in shaking and improvement procedures.

- \mathcal{N}_1 – *increase*: The neighbors of a solution are the solutions obtained by adding one (previously) unsatisfied customer into the solution.
- \mathcal{N}_2 – *double increase*: The neighbors of a solution are the solutions obtained adding two unsatisfied customers into the solution. If one of the customers can be added to the solution while maintaining feasibility, the pair is disregarded.
- \mathcal{N}_3 – *triple increase*: The neighbors of a solution are the solutions obtained by adding three unsatisfied customers into the solution. If up to two of the customers can be added to the solution while maintaining feasibility, the triple is disregarded.
- \mathcal{N}_4 – *decrease*: The neighbors of a solution are the solutions obtained by removing one satisfied customer from the solution.
- \mathcal{N}_5 – *double decrease*: The neighbors of a solution are the solutions obtained by removing two satisfied customers from the solution. If one of the customers can be removed from the solution while maintaining feasibility, the pair is disregarded.
- \mathcal{N}_6 – *triple decrease*: The neighbors of a solution are the solutions obtained by removing three satisfied customers from the solution. If up to two of the customers can be removed from the solution while maintaining feasibility, the triple is disregarded.
- \mathcal{N}_7 – *exchange one for one*: The neighbors of a solution are the solutions obtained by exchanging one satisfied customer from the solution for one unsatisfied customer.
- \mathcal{N}_8 – *exchange one for two*: The neighbors of a solution are the solutions obtained by exchanging one satisfied customer from the solution for two unsatisfied customers.

Also, for $1 \leq i \leq 8$, we denote the set of neighbors of a feasible solution $\mathcal{C}' \subseteq \mathcal{C}$ in neighborhood \mathcal{N}_i by $\mathcal{N}_i(\mathcal{C}')$.

5.3. Local search

The local search heuristic (presented in Algorithm 1) repeatedly improves a solution $\mathcal{C}' \subseteq \mathcal{C}$ until $\mathcal{N}_2(\mathcal{C}') \cup \mathcal{N}_1(\mathcal{C}') \cup \mathcal{N}_8(\mathcal{C}')$ is empty and, thus, until \mathcal{C}' is locally optimal for these neighborhood structures.

The heuristic first improves the solution as much as possible using \mathcal{N}_2 . Afterward, the heuristic makes a single improvement using either \mathcal{N}_1 , if \mathcal{N}_1 is not empty, or \mathcal{N}_8 , otherwise. If the solution is not locally optimal, the process is repeated starting from \mathcal{N}_2 . At each point, when considering a neighborhood structure \mathcal{N}_i , if \mathcal{N}_i is non-empty, \mathcal{C}' is replaced by an uniformly randomly chosen solution from $\mathcal{N}_i(\mathcal{C}')$.

Algorithm 1 Local Search

```
1: repeat
2:   while  $\mathcal{N}_2(\mathcal{C}')$  is non-empty do
3:     Randomly choose a neighbor  $\mathcal{C}''$  from the neighboring of  $\mathcal{N}_2(\mathcal{C}')$ 
4:      $\mathcal{C}' \leftarrow \mathcal{C}''$ 
5:   end while
6:   Set  $k$  to 1 if  $\mathcal{N}_1(\mathcal{C}')$  is non-empty; otherwise, set  $k$  to 8
7:   if  $\mathcal{N}_k(\mathcal{C}')$  is non-empty then
8:     Randomly choose a neighbor  $\mathcal{C}''$  from the neighboring of  $\mathcal{N}_k(\mathcal{C}')$ 
9:      $\mathcal{C}' \leftarrow \mathcal{C}''$ 
10:  end if
11: until  $\mathcal{C}'$  is not locally optimum
12: return  $\mathcal{C}'$ 
```

5.4. Greedy randomized adaptive search procedure

The Greedy Randomized Adaptive Search Procedure (GRASP) is a multi-start meta-heuristic method composed of two phases, a construction phase and a local search phase. A description of GRASP can be found in Feo and Resende [16]. In our proposed GRASP, at each iteration, a constructed initial solution is obtained through solving several linear relaxation of (CS2) with fixed values for some variables in order to obtain a high-quality solution for the car-sharing problem. For simplicity, we will denote the linear relaxation of (CS2) by $(\text{CS2})_{\text{R}}$.

Algorithm 2 Greedy Randomized Construction

```
1: Compute an optimal solution  $x^*$  for  $(\text{CS2})_{\text{R}}$ 
2: Define CL as all customer  $c \in \mathcal{C}$ , such that  $x_{d_c}^* \geq 1/2$ 
3: while is not possible satisfy all customer in CL do
4:   for all candidate customer  $c$  in CL do
5:     Define  $eval(c)$  as the optimal value of  $(\text{CS2})_{\text{R}}$  restricted to  $x_{c'} = 0$  for all  $c' \notin \text{CL} \setminus \{c\}$ 
6:   end for
7:   Define  $\Delta_{min}$  as  $\min\{eval(c) : c \in \text{CL}\}$  and  $\Delta_{max}$  as  $\max\{eval(c) : c \in \text{CL}\}$ 
8:   Define RCL as  $\{c \in \text{CL} : eval(c) \geq \Delta_{min} + \alpha(\Delta_{max} - \Delta_{min})\}$ 
9:   Randomly choose a customer  $c$  in RCL
10:  Remove  $c$  from CL
11:  Define  $x^*$  as an optimal solution found in line 5 when considering customer  $c$ 
12:  Remove from CL each customer  $c'$  where  $x_{d_{c'}}^* < 1/2$ 
13: end while
14: return CL
```

Algorithm 2 presents the construction phase. Initially, the candidate list CL is created by selecting each customer $c \in \mathcal{C}$, where $x_{d_c}^* \geq 1/2$ from an optimal solution x^* of $(\text{CS2})_{\text{R}}$ (lines 1 and 2). For every candidate customer c in CL, the evaluation value of c is defined by measuring the benefit of removing that candidate in the current (integer infeasible) solution. For this, $(\text{CS2})_{\text{R}}$ is solved considering all candidate customers in CL, except for the candidate customer which will be evaluated (lines 4–6), and we define the evaluation value as the optimal objective value obtained.

The restricted candidate list RCL is, then, composed of each candidate customer in CL whose has the evaluated value at least $\Delta_{min} + \alpha(\Delta_{max} - \Delta_{min})$, where Δ_{min} and Δ_{max} are the smallest and the largest evaluated value at the current iteration, respectively (lines 7 and 8). The parameter $\alpha \in [0, 1]$ controls the amounts of greediness and randomness in the construction phase.

One candidate customer c is selected uniformly at random from RCL to be removed from CL. As removing only one candidate customer per iteration leads to a very slow algorithm, we also remove every candidate customer c' that has $x_{d_{c'}}^* < 1/2$ in the optimal solution found for c (lines 9–12). In this way, we aggressively drive to a feasible solution. When it is possible simultaneously to satisfy all the remaining candidate customers in CL, the construction phase ends and returns CL as a solution.

In the second phase, Algorithm 1 is used to improve the constructed initial solution. The algorithm will repeat these steps until the computation time exceeds a maximum time value (termination criteria), and the best solution found over all GRASP iterations is returned as the result.

5.5. Variable neighborhood search

The Variable Neighborhood Search (VNS) is also a two-phase metaheuristic. It has a perturbation phase (a shaking mechanism) and an ascent phase (for maximization problems), based upon systematic changes of neighborhood structures in both phases. A description of VNS can be found in Hansen and Mladenović [17].

In our proposed VNS algorithm, presented in Algorithm 3, an initial solution is obtained through the same construction procedure used in the GRASP, but with parameter $\alpha = 1$ (meaning that procedure is purely greedy).

Algorithm 3 Variable Neighborhood Search

```

1: Build an initial solution  $C'$  with a greedy constructive procedure
2: while time limit is not met do
3:   Define  $\mathcal{S} = \langle 7, 4, 5, 6 \rangle$  as the sequential neighborhood change
4:   while  $\mathcal{S}$  is not empty do
5:     Set  $k$  to be the first element in  $\mathcal{S}$ 
6:     Randomly choose  $C''$  from  $\mathcal{N}_k(C')$ 
7:     Apply a local search on  $C''$ , obtaining the solution  $C'''$ 
8:     if  $C'''$  is better than  $C'$  then
9:        $C' \leftarrow C'''$ 
10:    Restore  $\mathcal{S}$  to the initial sequential neighborhood change
11:   else
12:     Remove  $k$  from  $\mathcal{S}$ 
13:   end if
14: end while
15: end while
16: return  $C'$ 

```

We choose to use the neighborhood structures \mathcal{N}_7 , \mathcal{N}_4 , \mathcal{N}_5 and \mathcal{N}_6 , in this order, in the shaking mechanism. Once an initial solution $C' \subseteq \mathcal{C}$ is constructed, the solution C' is perturbed by randomly choosing a solution C'' from the neighboring of $\mathcal{N}_7(C')$ (by setting $k = 7$),

and, then, the proposed local search is applied to improve this solution, obtaining a new solution \mathcal{C}''' (lines 5–7).

If any improvement is obtained, the solution \mathcal{C}' is replaced by the solution \mathcal{C}''' , and the search is configured to restart within the first neighborhood structure (lines 8–10). Otherwise, the next neighborhood structure is considered in the next iteration, by removing k from \mathcal{S} (line 12), which performs a neighborhood change.

The VNS algorithm repeats these steps until the computation time exceeds a time limit, and the current solution \mathcal{C}' is returned as the result.

5.6. Tabu search

The Tabu Search (TS) is a metaheuristic that guides a local search to explore the solution space beyond the highest peaks (local optimality) by prohibiting already visited solutions. An introduction to the fundamental principles of TS can be found in Glover [18, 19].

We propose a simplified version of TS for the car-sharing problem. Our TS algorithm, presented in Algorithm 4, starts from an initial solution $\mathcal{C}' \subseteq \mathcal{C}$ provided by the same constructive procedure used in the VNS algorithm. Then, at any iteration, the search sequentially explores the proposed neighborhood structures, except for the neighborhood structures \mathcal{N}_5 and \mathcal{N}_6 . Specifically, it explores the neighborhoods by selecting a random solution \mathcal{C}'' from $\mathcal{N}(\mathcal{C}')$ (line 7). If the solution \mathcal{C}'' is a non-tabu solution, then the solution \mathcal{C}' is replaced by the solution \mathcal{C}'' and a tabu list, containing the last visited solutions, is updated (lines 8–10). The solution \mathcal{C}'' will remain in the tabu list for a number of iterations obtaining new tabu solutions (as first in, first out queueing). If the tabu list is full, then old solution is replaced.

Algorithm 4 Tabu Search

```

1: Let  $\mathcal{N} = \mathcal{N}_1 \circ \mathcal{N}_2 \circ \mathcal{N}_3 \circ \mathcal{N}_4 \circ \mathcal{N}_7 \circ \mathcal{N}_8$  be an aggregated neighborhood structure
2: Let  $l$  be the desired maximum tabu list length
3: Build an initial solution  $\mathcal{C}'$  with a greedy constructive procedure
4: Update the incumbent solution  $\hat{\mathcal{C}}$  to be  $\mathcal{C}'$ 
5: Initialize the tabu list of maximum length  $l$  to be empty
6: while time limit is not met do
7:   Randomly choose  $\mathcal{C}''$  from  $\mathcal{N}(\mathcal{C}')$ 
8:   if  $\mathcal{C}''$  is a non-tabu solution then
9:      $\mathcal{C}' \leftarrow \mathcal{C}''$ 
10:    Add  $\mathcal{C}''$  to the tabu list removing the oldest solution from the tabu list if necessary
11:   end if
12:   if  $\mathcal{C}''$  is better than  $\hat{\mathcal{C}}$  then
13:      $\hat{\mathcal{C}} \leftarrow \mathcal{C}''$ 
14:   end if
15: end while
16: return  $\hat{\mathcal{C}}$ 

```

In our implementation, we designate the *tabu tenure* as a parameter, between 0 and 1, which determines the relative tabu list length. The maximum tabu list length is defined by setting l as the tabu tenure times the number of customers in \mathcal{C} rounded down.

When the exploration ends by time exceeding a maximum time value, the incumbent solution \hat{C} is returned as the result.

5.7. Fast feasibility check

In this section, we present an efficient mechanism for checking if a solution is feasible or infeasible. For this, we use the prefix sum to determine the number of cars available, and the minimum prefix sum to determine the smallest number of cars available in a given range of vertices of a station. In this case, we use two incremental displacement vectors (see Fig. 7 for examples), where each vector is associated with a station.

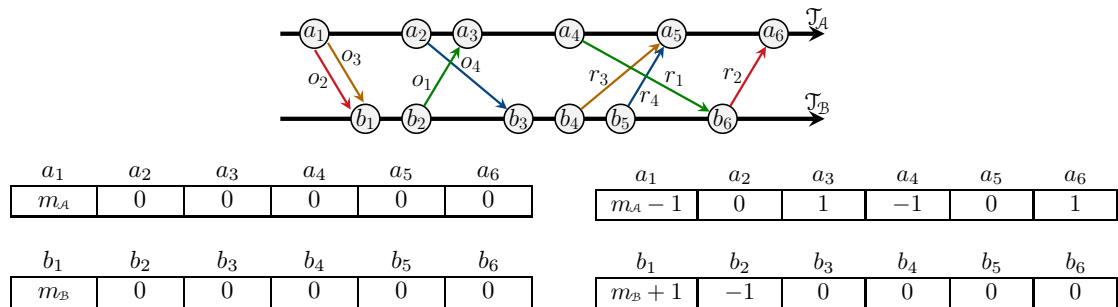


Fig. 7: Examples for the exact configurations of the incremental displacement vectors. On the left, the configuration of an empty solution, and, on the right, the configuration of a solution where the customers c_1 and c_2 are satisfied.

Following the example, note that at the first position of each incremental displacement vector is initialized respectively with the fleet sizes m_A and m_B , and the remaining positions are initialized with 0. Furthermore, an operation to insert an unsatisfied customer into the current solution decreases the incremental displacement vector by a unit value at the start-points and increases it by a unit value at the end-points. Inversely, an operation to remove a customer of the current solution increase of a unit value at the start-points and decrease of a unit value at the end-points.

To allow for a fast evaluation of moves in the neighborhoods, we implemented a segment tree data structure to represent each incremental displacement vector. This data structure is critical for the heuristics' performance because it can compute the prefix sum and the minimum prefix sum of the incremental displacement vector in logarithmic time.

We can check for a given customer if there is a car available before inserting them in the current solution using the prefix sum for each demand's start-point. And we can check if the current solution will remain feasible using the minimum prefix sum in the range that will have one car less available, combined with the number of cars available at the point before the range considered.

6. Computational results and discussion

All computational tests were performed on a machine with an Intel Xeon X3430 2.4GHz processor and 8GB of RAM, under Ubuntu 18.04 LTS environment. The approaches in

the previous section have been implemented in the C++ language (code was compiled with optimization flag `-O3` using GCC version 4.8.4), and Gurobi Optimizer version 8.0.1 (using a single thread).

Based on empirical observations, we consider for GRASP and TS, respectively, the value of α equal to 0.8 and the value of the tabu tenure as 0.046.

6.1. Benchmark instances

For the computational experiments, we created three groups of random instances, where every group has sets of 100 instances with 1000, 2500, and 5000 customers. All instances and the source code are publicly available at https://gitlab.com/welverton/car-sharing_2020 to facilitate future comparisons. These instances were generated as described below, considering a 1-day planning horizon.

- **st**: In this group, every demand for driving is fulfilled within 15 to 60 minutes. Each demand is generated by setting the time points t_1 and t_2 randomly according to a uniform distribution, and time for driving values d_1 and d_2 randomly drawn from a uniform distribution over the integers from 15 to 60, such that $t_1 + d_1 < t_2$ and $t_2 + d_2 \leq 1440$. In this case, request for outbound starts at time t_1 and ends at time $t_1 + d_1$, and request for return starts at time t_2 and ends at time $t_2 + d_2$.
- **ft**: Every customer has exactly the same time for each driving demand, fixed within 15 to 45 minutes. First, it is fixed a time value for driving d , randomly drawn from a uniform distribution over the integers from 15 to 45. Next, each demand is generated by setting the time points t_1 and t_2 randomly according to a uniform distribution, such that $t_1 + d < t_2$ and $t_2 + d \leq 1440$. Thus, request for outbound starts at time t_1 and ends at time $t_1 + d$, and request for return starts at time t_2 and ends at time $t_2 + d$.
- **fc**: Every customer has exactly the same time for each driving demand, fixed within 15 to 45 minutes, and has the same working time, fixed within 60 to 240 minutes. First, it is fixed a time value for driving d and a working time value w , randomly drawn from a uniform distribution over the integers from 15 to 45 and from 60 to 240, respectively. Next, each demand is generated by setting the time point t_1 randomly according to a uniform distribution, and setting t_2 to $t_1 + d + w$, such that $t_2 + d \leq 1440$. Equal to the previous group, request for outbound starts at time t_1 and ends at time $t_1 + d$, and request for return starts at time t_2 and ends at time $t_2 + d$.

For each customer, the direction of the first demand is chosen uniformly at random and the direction of the second demand is assigned oppositely. Every station has exactly 10 cars initially available.

6.2. MIP model experiments

In this section, we report and discuss the results obtained by means of the car-sharing problem formulation. We consider the two previously mentioned MIP models (CS1)

and (CS2) where each pair of variable x_{o_c} and x_{r_c} was replaced by a single variable x_{d_c} (as observed in Section 4).

Table 1 summarizes the results with computing time limited to 10 minutes. In this table, columns $\#Opt$ report, per instance set, the number of instances solved to (proven) optimality. In addition, columns *Avg. satisfied customers*, *Avg. gap (%)* and *Avg. constraints (7)* report the average number of satisfied customers, the average relative gap (computed as $100 \cdot (UB - LB)/UB$, where LB is the lower bound and UB is the upper bound), and the average number of constraints (7) added to (CS2), respectively. Values after \pm denote the standard deviation.

Table 1: Aggregated MIP models results results for each instances set. In **boldface**, the best number of problem instances solved to proven optimality and the best average of relative gap value (when there is no tie).

Instance set	(CS1)			(CS2)			
	$\#Opt$	Avg. satisfied customers	Avg. gap (%)	$\#Opt$	Avg. satisfied customers	Avg. gap (%)	Avg. constraints (7)
st-n1000	75	403.99 \pm 4.13	0.064 \pm 0.114	75	403.99 \pm 4.15	0.062 \pm 0.108	35.53 \pm 5.37
st-n2500	0	488.00 \pm 4.47	0.514 \pm 0.125	0	488.00 \pm 4.48	0.522 \pm 0.134	204.54 \pm 13.03
st-n5000	0	549.17 \pm 3.83	0.723 \pm 0.134	0	549.00 \pm 3.96	0.756 \pm 0.162	727.69 \pm 25.33
ft-n1000	83	478.47 \pm 132.32	0.048 \pm 0.108	85	478.46 \pm 132.32	0.046 \pm 0.112	0.21 \pm 0.43
ft-n2500	3	512.85 \pm 165.42	1.507 \pm 0.436	0	512.80 \pm 165.39	1.517 \pm 0.360	1.57 \pm 1.22
ft-n5000	6	239.57 \pm 195.42	41.639 \pm 46.420	5	254.82 \pm 199.78	39.065 \pm 45.984	6.95 \pm 2.53
fc-n1000	94	448.64 \pm 121.55	0.017 \pm 0.070	95	448.65 \pm 121.53	0.015 \pm 0.066	177.79 \pm 12.62
fc-n2500	58	492.07 \pm 154.76	0.216 \pm 0.323	59	492.00 \pm 154.79	0.230 \pm 0.348	929.40 \pm 36.16
fc-n5000	54	501.95 \pm 161.62	0.337 \pm 0.538	56	501.97 \pm 161.66	0.340 \pm 0.528	2859.84 \pm 68.22

Note. Avg., average; $\#Opt$, number of optimal solutions.

In terms of relative gaps, the results showed that both models were able to obtain good bounds for most of the instances, except for the instances of the group **ft** with 5000 customers (models (CS1) and (CS2) did not found a feasible solution in 36 and 35 instances, respectively).

In another experiment, we focused on instance set **st-n1000** and let both models run until they could find an optimal solution and prove its optimality for all instances.

We compared the root relaxation objective value and the optimal solution value and we observed that both models obtained, on average, 0.295% of gap and 0.073 of deviation from the mean.

Based on the observation that the models obtain good upper bounds in the root node, we notice that it is more difficult to find an optimal solution than proving its optimality. When analyzing only instances that had the longest computing time, we observed that close to 100% of computing time is used to obtain an optimal solution that satisfies one or two more customers than the incumbent solution.

Also, as can be seen in Fig. 8, there were instances where (CS1) took close to 13h30m to finish where (CS2) can finish any instance in about 3h30m. Indeed, in a particular subset of a few instances, (CS1) cannot find an optimal solution in a reasonable amount of time.

All the results previously presented include the proposed preprocessing procedure of Section 3 and the Gurobi's presolve engine (i.e., a collection of preprocessing techniques that reduce the size of the given model and also improve the strength of the model).

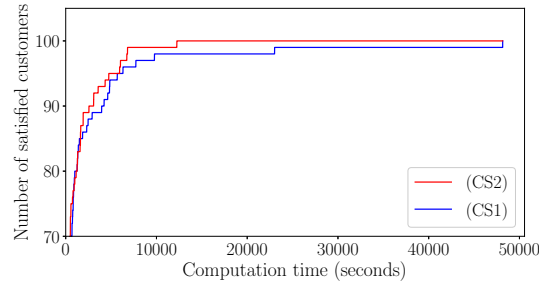


Fig. 8: A graphical illustration of the solutions obtained by the MIP models for the group \mathbf{st} , over the set of instances with 1000 customers. The plot reports the number of solved instances within a time limit.

In order to evaluate the impact of the proposed preprocessing procedure, Fig. 9 illustrates the performance on three possible configurations. The results of (CS1) are intriguing, given that the configuration with only the preprocessing procedure performed better than the other two configurations. Since Gurobi is a commercial solver, it is difficult to understand this behavior. On the other hand, the results of (CS2) show that the configurations performed similarly.

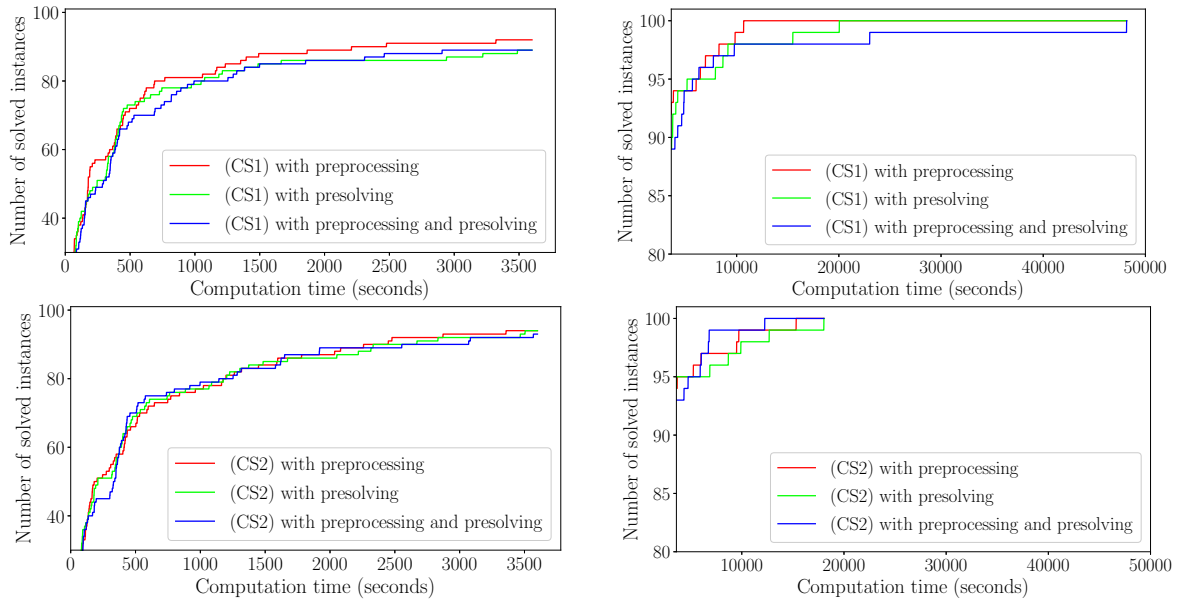


Fig. 9: Performance of combinations between our preprocessing procedure and the Gurobi’s presolve engine. In the legend labels, preprocessing means that the instance size has been reduced by using the proposed preprocessing procedure, while presolving means that the presolve phase of the Gurobi was enabled during the computational experiments.

Checking the number of rows and columns of the models obtained, we observed that the reduction achieved by preprocessing the instance always kept 4 rows and 6 columns more than the presolve engine. We also observed that the number of rows and columns were reduced to less than 46% and 65% from the original values, respectively. As can be seen in the plots in Fig. 9, the preprocessing procedure enable relevant reductions of the model

sizes. And, even though it presented a similar performance than the presolve engine, it is also useful for heuristic design.

6.3. Matheuristic experiments

Table 2 presents a comparison of the average values for solutions obtained by the matheuristics, where every execution was performed during 10 minutes. In this table, column *#Opt* also reports, per instance set, the number of instances where we obtained an optimal solution. In addition, columns *Avg. #Impr*, *Avg. satisfied customers*, *Avg. gap (%)*, *Avg. iterations* report the average number of times the search procedure improved the solution obtained, the average number of satisfied customers, the average relative gap (computed as $100 \cdot (UB - LB)/UB$, where *LB* is the lower bound and *UB* is the best known upper bound computed by one of the MIP models), and the average of iterations performed by the matheuristic, respectively. Again, values after \pm denote the standard deviation.

From this table, it is possible to notice that the construction procedure obtained high-quality solutions for the instances with 1000 customers. Besides that, the construction procedure was obtained good solutions in larger instances. Checking only the instances with 5000 customers, we observed that on average an initial solution is computed less than 50 seconds. Since only a single iteration was performed within 10 minutes, most of the computation time was spent in the local search. It is worth mentioning that the local search, in these cases, was interrupted due to the time limit. That is, our initial solution obtained good solution for large instances but the local search procedure is computationally expensive for such time limit in large instances.

Comparing the matheuristics, GRASP performs better than the other two. Therefore, the proposed neighborhood structures to escape the highest peaks (local optimality) were not effective. This can be explained by the fact that it does not sufficiently decrease the number of satisfied customers in order to escape the highest peaks.

7. Conclusions

In this paper, the maximum customers' satisfaction problem with car-sharing demand pairs between two stations was solved by exact and heuristic approaches. First, we have proposed a preprocessing procedure to reduce the size of the instance. Next, we have described a mixed-integer programming (MIP) formulation based on network flow assignment, and we have proposed a new family of constraints to strengthen the formulation. Thus, we considered two models: (CS1), the original model; and (CS2), a strengthened version of (CS1). We also have proposed three matheuristics, with an initial solution greedily built using linear programming, which are based on local search: a greedy randomized adaptive search procedure (GRASP); a variable neighborhood search (VNS); and a tabu search (TS). Computational experiments have been performed on the benchmark of instances to evaluate and compare the models and the matheuristics.

In general, the MIP models perform better than the matheuristics. Except for two instance sets, the MIP models, on average, give less than 1% of gap (results with computing-time limited to 10 minutes). Both models, (CS1) and (CS2), have similar results. However,

Table 2: Aggregated matheuristic results for each instance set. In **boldface**, the best number of instances where an optimal solution was found and the best average of relative gap value (when there is no tie).

Greedy Randomized Adaptive Search Procedure (GRASP)						
Instance set	#Opt	Avg. #Impr	Avg. construction	Avg. satisfied customers	Avg. gap (%)	Avg. iterations
st-n1000	0	2.34 ± 0.89	391.44 ± 4.77	398.78 ± 4.19	1.353 ± 0.279	13.51 ± 1.30
st-n2500	0	1.04 ± 0.20	468.41 ± 5.91	478.27 ± 4.67	2.497 ± 0.372	1.36 ± 0.48
st-n5000	0	1.00 ± 0.00	525.25 ± 5.81	535.50 ± 4.37	3.195 ± 0.327	1.00 ± 0.00
ft-n1000	13	2.85 ± 0.93	462.76 ± 140.33	471.93 ± 135.94	1.726 ± 1.278	16.87 ± 9.77
ft-n2500	0	1.19 ± 0.39	438.24 ± 176.27	487.40 ± 163.62	6.759 ± 1.454	1.51 ± 0.50
ft-n5000	0	1.00 ± 0.00	387.39 ± 153.85	481.42 ± 158.89	9.045 ± 1.159	1.00 ± 0.00
fc-n1000	5	3.35 ± 1.18	432.13 ± 122.14	442.10 ± 122.90	1.644 ± 0.989	18.44 ± 2.95
fc-n2500	0	1.68 ± 0.55	429.48 ± 144.31	461.64 ± 145.63	6.410 ± 1.496	2.02 ± 0.51
fc-n5000	0	1.00 ± 0.00	374.39 ± 145.85	449.97 ± 147.06	10.793 ± 1.597	1.00 ± 0.00

Variable Neighborhood Search (VNS)						
Instance set	#Opt	Avg. #Impr	Avg. construction	Avg. satisfied customers	Avg. gap (%)	Avg. iterations
st-n1000	0	1.57 ± 0.71	392.41 ± 4.91	398.01 ± 4.34	1.544 ± 0.368	23.27 ± 0.96
st-n2500	0	1.02 ± 0.14	469.90 ± 5.90	478.07 ± 4.71	2.538 ± 0.379	1.52 ± 0.50
st-n5000	0	1.00 ± 0.00	526.73 ± 5.88	535.65 ± 4.40	3.168 ± 0.361	1.00 ± 0.00
ft-n1000	3	1.80 ± 0.88	460.26 ± 139.17	469.43 ± 135.76	2.274 ± 1.356	29.74 ± 10.60
ft-n2500	0	1.06 ± 0.24	438.36 ± 177.05	487.21 ± 163.79	6.817 ± 1.512	1.60 ± 0.62
ft-n5000	0	1.00 ± 0.00	388.12 ± 153.97	481.44 ± 159.78	9.097 ± 1.204	1.00 ± 0.00
fc-n1000	2	1.83 ± 1.05	431.82 ± 125.18	439.00 ± 123.13	2.390 ± 1.174	31.75 ± 8.47
fc-n2500	0	1.06 ± 0.28	433.91 ± 152.73	460.61 ± 147.11	6.742 ± 1.569	2.13 ± 0.58
fc-n5000	0	1.00 ± 0.00	388.84 ± 154.37	451.72 ± 148.13	10.473 ± 1.982	1.00 ± 0.00

Tabu Search (TS)						
Instance set	#Opt	Avg. #Impr	Avg. construction	Avg. satisfied customers	Avg. gap (%)	Avg. iterations
st-n1000	0	3.66 ± 1.45	392.41 ± 4.91	396.77 ± 4.44	1.850 ± 0.424	42.41 ± 14.93
st-n2500	0	3.34 ± 1.65	469.90 ± 5.90	474.79 ± 5.28	3.207 ± 0.595	8.71 ± 4.34
st-n5000	0	2.77 ± 1.73	526.73 ± 5.88	531.19 ± 5.55	3.975 ± 0.591	6.79 ± 3.58
ft-n1000	3	6.59 ± 3.11	460.26 ± 139.17	468.43 ± 136.27	2.528 ± 1.539	46.66 ± 15.60
ft-n2500	0	21.89 ± 9.70	438.36 ± 177.05	476.81 ± 163.64	8.998 ± 2.133	38.35 ± 18.50
ft-n5000	0	43.72 ± 15.46	388.12 ± 153.97	464.89 ± 154.89	12.228 ± 1.700	75.33 ± 29.09
fc-n1000	1	4.43 ± 3.23	431.82 ± 125.18	438.21 ± 123.54	2.602 ± 1.283	104.07 ± 67.31
fc-n2500	0	10.38 ± 10.23	433.91 ± 152.73	451.72 ± 146.27	8.650 ± 2.337	21.06 ± 20.14
fc-n5000	0	22.63 ± 20.51	388.84 ± 154.37	427.93 ± 143.67	15.386 ± 5.206	41.46 ± 38.74

Note. Avg., average; #Opt, number of optimal solutions; #Impr, number of times the search process improved the solution.

an interesting conclusion can be drawn from the computational time that is needed for obtaining an optimal solution. Model (CS1) has a much higher total computation time than (CS2) in a particular set of instances. We observed that, in these cases, almost all the computing time needed is used to obtain an optimal solution that satisfies one or two customers more than the incumbent solution. We also observed that the proposed preprocessing procedure performs as well as the presolve engine of the commercial MIP solver used, with the additional advantage of being useful also for heuristic design.

The heuristic approaches, for the sets of instances with 5000 customers, on average obtain a gap of less than 11%. Also, the matheuristics perform better than the MIP models for an instance set of 5000 customers, whereas the MIP models on average obtain a gap greater than 39% (and not finding a feasible solution for 35% of the instances). Also, for sets of instances with 1000 customers, the matheuristics on average obtains a gap less than 2%.

Finally, we believe another contribution of this paper is that many of the ideas used in the preprocessing procedure, the design of the MIP models, and the design of the heuristics can be used for a more general problem with more stations and customers with more demands.

Acknowledgments

This study was financed in part by the Coordenação de Aperfeiçoamento de Pessoal de Nível Superior - Brasil (CAPES) - Finance Code 001. Supported by Grant 425340/2016-3, 425806/2018-9, and 308689/2017-8, National Council for Scientific and Technological Development (CNPq). Supported by Grant 2015/11937-9, and 2017/23343-1, São Paulo Research Foundation (FAPESP).

References

- [1] M. Nourinejad, M. J. Roorda, Carsharing operations policies: a comparison between one-way and two-way systems, *Transportation* 42 (2015) 497–518. doi:10.1007/s11116-015-9604-3.
- [2] A. Ait-Ouahmed, D. Josselin, F. Zhou, Relocation optimization of electric cars in one-way car-sharing systems: Modeling, exact solving and heuristics algorithms, *International Journal of Geographical Information Science* doi:10.1080/13658816.2017.1372762.
- [3] B. Boyacı, K. Zografos, N. Geroliminis, An optimization framework for the development of efficient one-way car-sharing systems, *European Journal of Operational Research* doi:10.1016/j.ejor.2014.07.020.
- [4] B. Boyacı, K. G. Zografos, N. Geroliminis, An integrated optimization-simulation framework for vehicle and personnel relocations of electric carsharing systems with reservations, *Transportation Research Part B: Methodological* doi:10.1016/j.trb.2016.10.007.
- [5] C. Gambella, E. Malaguti, F. Masini, D. Vigo, Optimizing relocation operations in electric car-sharing, *Omega* doi:10.1016/j.omega.2017.11.007.
- [6] D. Jorge, G. Correia, C. Barnhart, Testing the validity of the MIP approach for locating car-sharing stations in one-way systems, *Procedia - Social and Behavioral Sciences* 54 (2012) 138–148. doi:10.1016/j.sbspro.2012.09.733.
- [7] M. Zhao, X. Li, J. Yin, J. Cui, L. Yang, S. An, An integrated framework for electric vehicle rebalancing and staff relocation in one-way carsharing systems: Model formulation and Lagrangian relaxation-based solution approach, *Transportation Research Part B: Methodological* doi:10.1016/j.trb.2018.09.014.
- [8] D. K. George, C. H. Xia, Fleet-sizing and service availability for a vehicle rental system via closed queueing networks, *European Journal of Operational Research* 211 (2011) 198–207. doi:10.1016/j.ejor.2010.12.015.
- [9] K. Böhmová, Y. Dissler, M. Mihalák, R. Šrámek, Scheduling transfers of resources over time: Towards car-Sharing with flexible drop-Offs, in: *LATIN 2016: Theoretical Informatics*, Springer Berlin Heidelberg, 2016, pp. 220–234. doi:10.1007/978-3-662-49529-2_17.
- [10] K. Luo, T. Erlebach, Y. Xu, Car-Sharing Between Two Locations: Online Scheduling with Flexible Advance Bookings, in: L. Wang, D. Zhu (Eds.), *Computing and Combinatorics*, Springer International Publishing, Cham, 2018, pp. 242–254.
- [11] K. Luo, T. Erlebach, Y. Xu, Car-Sharing between Two Locations: Online Scheduling with Two Servers, in: *43rd International Symposium on Mathematical Foundations of Computer Science (MFCS 2018)*, Vol. 117 of *Leibniz International Proceedings in Informatics (LIPIcs)*, Schloss Dagstuhl – Leibniz-Zentrum fuer Informatik, Dagstuhl, Germany, 2018, pp. 50:1–50:14. doi:10.4230/LIPIcs.MFCS.2018.50.
- [12] K. Luo, T. Erlebach, Y. Xu, Online Scheduling of Car-Sharing Requests Between Two Locations with Many Cars and Flexible Advance Bookings, in: *29th International Symposium on Algorithms and*

- Computation (ISAAC 2018), Vol. 123 of Leibniz International Proceedings in Informatics (LIPIcs), Schloss Dagstuhl – Leibniz-Zentrum fuer Informatik, Dagstuhl, Germany, 2018, pp. 64:1–64:13. doi:10.4230/LIPIcs.ISAAC.2018.64.
- [13] K. Luo, Y. Xu, H. Liu, Online Scheduling of Car-Sharing Request Pairs between Two Locations with Advance Bookings, in: 2019 International Conference on Industrial Engineering and Systems Management (IESM), IEEE, 2019, pp. 1–6.
 - [14] F. Miranda, Com novo posto, Itaipu amplia Sistema de Compartilhamento Inteligente de VEs, <https://www.itaipu.gov.py/print/10612>, accessed: March 2, 2020 (Itaipu Binacional, 2017).
 - [15] A. V. Aho, M. R. Garey, J. D. Ullman, The transitive reduction of a directed graph, *SIAM Journal on Computing* 1 (2) (1972) 131–137. doi:10.1137/0201008.
 - [16] T. A. Feo, M. G. C. Resende, Greedy randomized adaptive search procedures, *Journal of Global Optimization* 6 (1995) 109–133. doi:10.1007/0-306-48056-5_8.
 - [17] P. Hansen, N. Mladenović, Variable neighborhood search: Principles and applications, *European Journal of Operational Research* 130 (2001) 449–467. doi:10.1016/S0377-2217(00)00100-4.
 - [18] F. Glover, Tabu Search – Part I, *ORSA Journal on Computing* 1 (1989) 190–206. doi:10.1287/ijoc.1.3.190.
 - [19] F. Glover, Tabu Search – Part II, *ORSA Journal on Computing* 2 (1990) 4–32. doi:10.1287/ijoc.2.1.4.