

Multi-Task Learning for Interpretable Weakly Labelled Sound Event Detection

Soham Deshmukh, Bhiksha Raj, Rita Singh

Abstract—Weakly Labelled learning has garnered lot of attention in recent years due to its potential to scale Sound Event Detection (SED). The paper proposes a Multi-Task Learning (MTL) framework for learning from Weakly Labelled Audio data which encompasses the traditional Multiple Instance Learning (MIL) setup. The MTL framework uses two-step attention mechanism and reconstructs Time Frequency (T-F) representation of audio as the auxiliary task. By breaking the attention into two steps, the network retains better time level information without compromising classification performance. The auxiliary task uses an auto-encoder structure to encourage the network for retaining source specific information. This indirectly de-noises internal T-F representation and improves classification performance under noisy recordings. For evaluation of proposed methodology, we remix the DCASE 2019 task 1 acoustic scene data with DCASE 2018 Task 2 sounds event data under 0, 10 and 20 db SNR. The proposed network outperforms existing benchmark models over all SNRs, specifically 22.3 %, 12.8 %, 5.9 % improvement over benchmark model on 0, 10 and 20 dB SNR respectively. The results and ablation study performed demonstrates the usefulness of auto-encoder for auxiliary task and verifies that the output of decoder portion provides a cleaned Time Frequency (T-F) representation of audio/sources which can be further used for source separation. The code is publicly released.

Index Terms—sound event detection, multi task learning, deep neural networks, attention, auto encoder

I. INTRODUCTION

THE goal of Sound Event Detection (SED) is to determine the presence, nature and temporal location of sound events in audio signals. This is usually accomplished using machine learning and signal processing algorithms, and is of great added benefit to applications like wearable devices [1], mobile robots [2] and public security [3].

Many SED algorithms rely on strongly labelled data [4] [5] [6] for training in order to perform accurate event detection. Here the term *strongly labelled* refers to audio in which events are annotated with their corresponding onset and offset time. Usually, only the audio segments within the onset-offset time boundaries are used as training data, while segments outside the annotated onset and offset time boundaries are considered to be non-target events.

However, producing strongly labelled data for SED is quite expensive in terms of the expertise, time and human resources required for the purpose. Annotation outcomes are often

restricted to minutes for every few hours [6] of actual data and time spent listening to it.

A solution to limited strongly label data is to utilise the large amount of data being generated on multimedia sites. Utilising publicly available multimedia data comes with its own set of unique problems, one of them being the nature of annotation. The annotation is generally in the form of weak information like titles, tags, description etc. The term 'weak' information or label refers to information which simply indicates presence or absence of particular events in the video or audio and does not provide any information with respect to number of audio events, duration of events and time localisation of events in the audio or video. Weakly-supervised learning for sound events [7] mitigates this problem to a great extent, by allowing for the use of weakly labelled data to train SED algorithms designed for this. Weakly Labelled Data (WLD) contains event labels at an audio clip level without including any annotations pertaining to the onset and offset times for the events in the clip. This type of data is relatively easy to produce, and there are currently several datasets such as [8], [9] etc. which continue to be used for weakly-supervised training for SED algorithms.

Thus, weakly labelled data has garnered significant attention in recent times, and is considered to be promising in scaling up the scope of SED in real-life applications. Generally, SED based on Weakly labelled data (WLSED) is formulated as a Multiple-Instance Learning (MIL) problem [10]. Multiple-instance learning is a form of supervised learning in which the labels are available for a 'bag' of instances and not for individual instances.

In MIL setup for weakly labelled audio, an audio clip is considered as 'bag' of instances, where the individual instances are the segments of the audio clip [7]. This formulation provides two fold benefit. First, it helps in learning the clip level mapping to audio event using weakly labelled data and second it provides a time-level localisation of the audio events in the clip.

In neural MIL formulation, the first half of network produces temporal predictions which are then aggregated by the second half of network usually a pooling operator to produce audio clip level predictions. The temporal predictions are generally generated by encoding audio using a Convolution Neural Networks (CNN) [11] based architecture. This is followed by a global max pooling (GMP), global average pooling (GAP) operator to get audio clip level predictions. Recent papers have developed different pooling mechanism like Adaptive pooling [12], Global Weighted Rank Pooling (GWRP) [13], Attention pooling [14] where the aim is to make the pooling

S. Deshmukh is with Department of Electrical and Computer Engineering, Carnegie Mellon University

B. Raj is Professor at Language Technologies Institute, School of Computer Science, Carnegie Mellon University

R. Singh is Associate Research Professor at Language Technologies Institute, School of Computer Science, Carnegie Mellon University

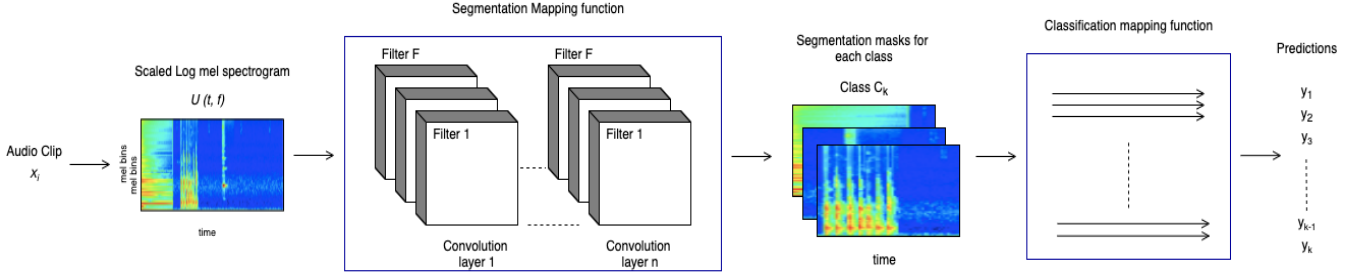


Fig. 1. Multiple-Instance Learning problem setup for Weakly Labelled SED. The setup is divided into three parts: input T-F representation, Segmentation Network and Classification Network, which outputs audio clip level sound event presence probabilities.

adaptive and attentive to the characteristic of each source’s representation encoded by CNN architecture.

The global max pooling results in better audio level predictions but underestimates the sound source time predictions. On the other hand GAP consistently overestimates the time level predictions and has poorer audio level predictions. The Attention pooling and GWRP improve the audio level predictions but have a tendency to overshoot sound source time predictions and are unstable to train.

In this work we propose a Multi-Task Learning (MTL) framework which uses a two-step attention and autoencoder setup to solve the above problems and along with that provide a cleaned representation of audio/sources which can be further used for source separation. The two central contributions of the paper are:

- Multi-Task Learning formulation for SED from weakly labelled data: The learned representation by CNN is informative to the type of sources and each source’s temporal presence in the audio clip. To retain and enhance the information present in the learned representation, a decoder branch is added to reconstruct the original audio’s Time Frequency (T-F) view. The decoder branch is used to solve an auxiliary task and obtain secondary loss function to help the encoder section better learn source wise temporal representation of the input audio signal. Ablation tests are performed to quantify the contribution of each two step attention and auto-encoder to the improved results. To the best of our knowledge, this is the first work formulating Multi-Task learning for weakly labelled SED data. The code is open-sourced.
- Stable and interpretable two-step attention mechanism: The first phase attention operates over Mel bins which learns a contribution of each Mel bin to each time step for each class. The second phase attention operates over time which learns contribution of class at each time step. Breaking the attention into two steps helps the network to easily focus on particular parts of inputs without making the training unstable.

The paper is structured as follows Section II introduces Multiple-Instance Learning setup and previous work in Weakly labelled SED. Section III formulates SED under Multi-Task Learning setup with an auxiliary task. Section III-C goes into the details of proposed 2-step Attention Mechanism. Section IV contains the details about developed dataset, feature

extraction and network details. Section V contains the Weakly labelled SED results under different SNR, Ablation test results and End to End interpretable visualisation. Section VI contains future work and directions to build on this work, followed by Conclusion in Section VII

II. PROBLEM SETUP AND RELATED WORK

Weakly labelled learning in context of SED is generally formulated as Multiple Instance Learning (MIL) [10] problem where a single binary class label is assigned to a collection (bag) of similar training examples (instances). WLD is used when relative labels are present or where obtaining strong labels is too expensive. The overall SED setup used for WLD is shown in Fig. 1

A. MIL formulation for SED

In case of SED, let’s say the audio is consisting of multiple frames totalling up to T frames. Let the raw audio be $\{x_i\}_{i=1}^T$. The feature extracted from raw audio $\{x_i\}_{i=1}^T$ be represented by $\{\hat{x}_i\}_{i=1}^T$. The extracted features constitute a bag $B = \{\hat{x}_i\}_{i=1}^T$. MIL assumption states that the weak labels of bag B are $y = \max_i \{y_i\}_{i=1}^T$, where y_i is the strong label corresponding to feature \hat{x}_i . Thus Weakly labelled data’s training pair consists of $\{B, y\}$. The networks used to approximate MIL framework for SED can be divided into two sequential networks. The first network models a function g_1 which generates a T-F segmentation mask. Ideally, the output generated by this network is supposed to be T-F segmentation masks for each class. The paper will refer to the first network as ‘Segmentation network’. This is followed by a second function g_2 which learns a mapping between T-F segmentation mask to probabilities of corresponding sound tags. The output of second network are audio clip level class probabilities. As the second network’s role is to perform classification of T-F representation into appropriate classes, the paper will refer to this second network as ‘Classification Network’.

B. Segmentation Network

For learning segmentation map, the initial work proposed CNN based architecture [15] for the task. SVM max margin formulation was also used to solve WLD MIL [15] [16]. To better approximate the MIL framework, [17] [18] used a time-distributed CNN with a global max pool to pick out location

of relevant temporal events. The input data consists of log-scale Mel spectrograms. The combination of Log-scale Mel spectrograms and CNNs have been previously successfully used for sound classification [19] [20] [21]. Convolutional Recurrent Neural Network (CRNN) have been explored in [22] for weakly labelled audio classification. First the network made of CNN layers operate on the input data consists of log Mel spectrogram to extract relevant source level features. This is followed by a Bidirectional Recurrent Neural Network (Bi-RNN) to capture the temporal context information between frames in T-F representation. Recent work proposed Atrous convolutions in SED framework [14], which concludes the size of receptive field is more important than Acoustics scene classification than using local pooling to fix size of feature maps. This paper address the challenges of generating better class wise T-F representation, by demonising the internal learned T-F representations by an auto-encoder based auxiliary task.

C. Classification Network

For classification map, pooling layer such as global max pooling (GMP), global average pooling (GAP) [23], global weighted rank pooling (GWRP) [13], global attention pooling [24] [14] or other poolings [25] [26] [12], fully connected layers are applied to predict the presence probabilities of audio classes. The global max pooling is known to under predict the sound events as the operator only takes into account the most prominent feature ignoring others. To combat this [13] used GWRP, instead of max pooling. GWRP can be seen as an extension of both GAP and GMP. The GWRP operator converts to GMP when $r = 0$ and GAP when $r = 1$, where r is a hyperparameter that varies according to frequency of occurrence of sound events. However, global pooling can only predict the time domain segmentation, but not the T-F segmentation. To make pooling operator more flexible and aware to each contributing location in T-F output, attention mechanism was proposed [24] [14]. Attention mechanism is more flexible and weighs each contributing location in T-F output to form the final predictions. However, training using attention over entire ($C \times T \times F$) is unstable with traditional Binary Cross Entropy loss. Both the challenges are addressed by two-step attention mechanism proposed in the paper.

D. Multi-Task Learning

Multi-Task Learning has been associated with many other names, some of the common ones are joint learning, learning to learn, and learning with auxiliary tasks. Multi-task learning is a type of inductive transfer. For MTL, this inductive bias generally takes the form of an auxillary task which forces the network to learn representation to jointly solve more than one task. This generally leads to solutions that generalise better [27] and is shown to work across many application of machine learning natural language processing, speech recognition and computer vision [28] [29] [30].

In audio domain, MLT has been recently applied to jointly learn features for multiple speech classification tasks: speaker identification, emotion classification, and automatic speech

recognition [31] [32]. The above cited work learns representation to solve all the downstream task equally well. Our work employs a different formulation, where rather than multiple tasks, we employ an auxillary task which doesn't require additional data and the dummy task's performance is not of interest. The key is selecting appropriate tasks as the auxillary task for Multi-Task Learning, if incorrectly selected the auxillary task can hurt the performance of primary task. To the best of our knowledge, this is the first work which formulates Multi-Task Learning for Weakly labelled SED data and determines appropriate auxillary task for the same.

III. PROPOSED METHODOLOGY

This section contains the details of Multi-Task Learning formulation for SED, its corresponding segmentation mapping network g_1 , classification mapping network g_2 , and the auxiliary T-F reconstruction auto-encoder task. This paper's Multi-Task Learning formulation is depicted in Fig 2

A. Multi-Task Learning SED formulation

In this section we will formulate the Multi-Task-Learning formulation starting from MIL formulation for weakly labelled SED. Let the raw audio be represented as $X = \{x_i\}_{i=1}^T$ where $x_i \in R$ and i indicates the specific frame in of total frames T . Features are extracted from raw audio and brought to a T-F form: $\hat{X} = \{\hat{x}_i\}_{i=1}^T$ where $\hat{x}_i \in R^m$ where m is dimension of feature used to represent a frame of audio. Every bag of frames $B = \{\hat{x}_i\}_{i=1}^T$ has a weak label $y \in R^K$. The weakly labelled training data in terms of bags is:

$$B_j = (\{\hat{x}_i\}_{i=1}^T, y)|_{j=0}^N \quad (1)$$

where N are the number of examples.

The primary task in our setup of Multi-task learning framework is SED. The first part of network for SED task is to learn a segmentation mapping $g_1(\cdot)$ where:

$$g_1 : \hat{X} \mapsto Z \quad (2)$$

The segmentation network maps the feature set $\{\hat{x}_i\}_{i=1}^T$ to $Z = \{z_i\}_{i=1}^T$ where $z_i \in R^{K \times F}$ and K is the number of audio events. The second part of SED task is network which classifies $\{z_i\}_{i=1}^T$ to $P = \{p_i\}_{i=1}^K$ where $P \in R^K$. The network learns a mapping:

$$g_2 : Z \mapsto P \quad (3)$$

where g_2 maps each classes T-F segmentation to their presence probabilities of k^{th} event known as p_k

The auxiliary task in MTL setup is reconstruction of T-F representation. For reconstruction, an autoencoder structure will be used. The first part of autoencoder is encoder network which compacts data into bottleneck features. The aim of bottleneck features is such that they allow reconstruction of data with minimal error. The encoder learns a function $g_3(\cdot)$ where $g_3 : \hat{X} \mapsto Z$.

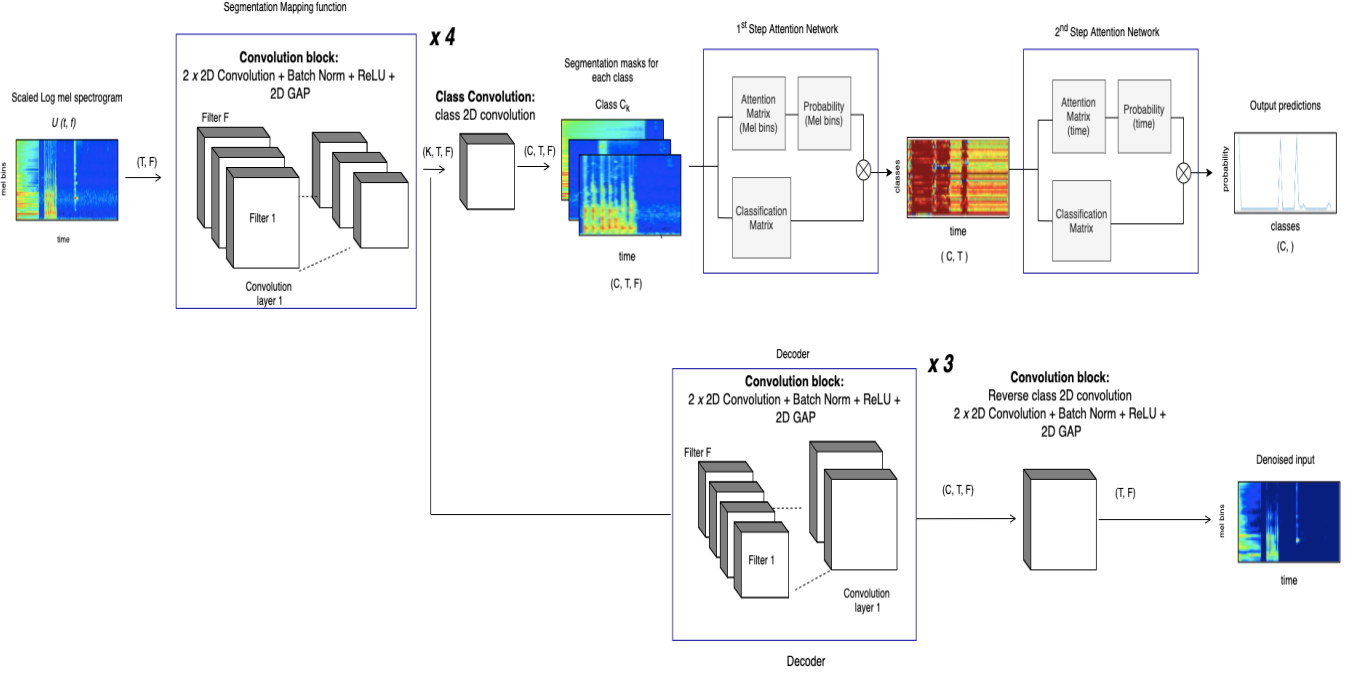


Fig. 2. Multi-Task Learning with T-F reconstruction as auxiliary task. The upper part of network is the primary WLSSED task, with main block as: input T-F representation, Segmentation Network and Classification Network. The lower part of network is of the auxiliary task which is reconstruction of internal T-F representation.

We make an assumption that audio's T-F representation $\{\hat{x}_i\}_{i=1}^T$ can be completely explained as a linear or non-linear combination of each audio event's independent T-F representation. This implies

$$\{\hat{x}_i\}_{i=1}^T = \sum_{k=0}^K W_k \{z_{ik}\}_{i=1}^T \quad (4)$$

where i ranges from 1 to T and $\hat{x}_i \in R^m$, $z_i \in R^{K \times F}$. This assumption allows the network to have a shared encoder for both SED task and auxiliary reconstruction. From now on we will represent $g_1(\cdot) = g_3(\cdot) = g(\cdot)$ as the shared segmentation mapping function, such that $g: \hat{X} \mapsto Z$. The shared encoder performs compaction in the number of filter and keeps the T-F dimensions untouched.

The second part of auxiliary task, is a decoder network which learns a mapping g_4 such that $g_4: Z \mapsto \bar{X}$ where \bar{X} is the reconstructed T-F representation. Specifically:

$$\{\bar{x}_i\}_{i=1}^T = g_4(\{z_i\}_{i=1}^T) \quad (5)$$

Here the mapping function $g_4(\cdot)$ is ideally such that:

$$g_4^{-1}(g(\cdot)) = g^{-1}(g_4(\cdot)) = I \quad (6)$$

To force the above inverse relation in auxiliary task, the network Loss for that task be \mathcal{L}_2 to minimise the difference between true T-F representation $\{\hat{x}_i\}_{i=1}^T$ and predicted T-F representation $\{\bar{x}_i\}_{i=1}^T$ of audio.

To solve for the SED task, the network should learn $g(\cdot)$ shared mapping such that the mask $\{z_i\}_{i=1}^T$ should accurately segment each audio event and classification mapping $g_3(\cdot)$ should map it to correct audio event. Let the loss to enforce these conditions for primary task be \mathcal{L}_1 .

The functions $g(\cdot), g_2(\cdot), g_4(\cdot)$ will be expressed using Neural Networks. In terms of Neural Network terminology, this is equivalent to learning a weights $W = [w, w_2, w_4]$ where w, w_2, w_4 are weights corresponding to each function $g(\cdot), g_2(\cdot), g_4(\cdot)$ respectively. The optimisation problem can be framed in terms of these weights W over all data points as:

$$\min_W \mathcal{L}_1(P, y|w, w_4) + \alpha \mathcal{L}_2(\{\bar{x}_i\}_{i=1}^T, \{\hat{x}_i\}_{i=1}^T | w, w_2) \quad (7)$$

The two-component loss function will be referred as $L(W)$. Parameter alpha (α) accounts for scale difference between losses \mathcal{L}_1 and \mathcal{L}_2 . It also helps in adjusting weightage given to auxiliary task relative to primary task to guide learning of weights.

B. Shared Segmentation Network

The Segmentation mapping here processes the audio clip and converts it into a processed T-F (Time Frequency) representation for each class. The audio clip X_i is first converted into a T-F representation $\hat{X} = \{\hat{x}_i\}_{i=1}^T$. Here $\hat{X} = \{\hat{x}_i\}_{i=1}^T$ is spectrogram or log Mel spectrogram. CNN based network is used here for modelling mapping $g(\cdot)$. The CNN based network has multiple CNN blocks. Each CNN block consists of three subparts. In first part, features $\hat{X} = \{\hat{x}_i\}_{i=1}^T$ is processed using 2 repeating units of 2-dimensional linear convolution, Batch Normalisation [33] and ReLU [34] non-linearity. This is followed by 2-dimensional Average pooling layer with appropriate stride and padding to main original T-F dimensions of audio. Batch Normalisation helps to stabilise training by reducing the layer's internal covariate shift and recent work suggests it makes the optimisation landscape significantly smoother which results in the stable behaviour of

gradients [35]. This 2 unit CNN block is repeated to form the segmentation mapping section of the network.

The segmentation network also acts as the encoder of the auto-encoder framework and has to jointly encode features relevant for audio classification and audio reconstruction. Having a common encoder force the network to learn a shared representation, helps the network to exploit commonalities and differences across SED and T-F reconstruction and enables the network to generalise better on our original task. The Multi-Task Learning (MLT) setup using an auxiliary task to introduce an inductive bias, which will cause the network to prefer solutions that generalise better [36]. This will result in improved learning and predictive power for SED. The MLT setup used here is a hard parameter sharing instead of soft parameter sharing which greatly reduces the risk of overfitting [37].

C. Classification Network

The modelling choice for classification mapping results in different intermediate T-F representation of audio. The traditional choices for modelling classification mapping are Global Max Pooling [23], Global Average Pooling [38] and Global Weighted Rank Pooling [39] which results in compromise between time level precision and classification performance. We use a two-step attention process to covert segmentation mapping $\{z_i\}_{i=1}^T$ into audio level predictions P .

The classification block takes input $\{z_i\}_{i=1}^T$ of size $K \times F \times T$ where K, F, T denotes the number of classes, frequency bins and time frames respectively. The first step in the two step attention pooling takes $Z = \{z_i\}_{i=1}^T$ as input and produces $\{v_i\}_{i=1}^T$ as output where $v_i \in R^K$. A linear neural network operates on this input to produce a attention output and a classification output:

$$Z_{a1} = \sigma(ZW_{a1}^T + b_{a1}) \quad (8)$$

$$Z_{c1} = ZW_{c1}^T + b_{c1} \quad (9)$$

$$\hat{Z}_{a1} = \frac{e^{Z_{a1}}}{\sum_{i=1}^F e^{Z_{a1}}} \quad (10)$$

\hat{Z}_{a1} are the probabilities to weigh the the classification branch results:

$$Z_{p1} = \sum_{i=0}^F Z_{c1} \cdot \hat{Z}_{a1} \quad (11)$$

Z_{p1} is of size $(K \times T)$ and is passed as input to the second step attention. The second step attention performs the same step as the first step attention but operates on time instead of frequency dimension.

$$Z_{a2} = \sigma(Z_{p1}W_{a1}^T + b_{a1}) \quad (12)$$

$$Z_{c2} = Z_{p1}W_{c2}^T + b_{c2} \quad (13)$$

$$\hat{Z}_{a2} = \frac{e^{Z_{a2}}}{\sum_{t=1}^T e^{Z_{a2}}} \quad (14)$$

$$Z_{p2} = \sum_{t=0}^T Z_{c2} \cdot \hat{Z}_{a2} \quad (15)$$

TABLE I
SHARED SEGMENTATION NETWORK

Layers	Output size (C × T × F)
log mel spectrogram	1 × 311 × 64
Conv2D: {K = 3, C = 32}, BN, ReLU × 2	32 × 311 × 64
2D Average pooling {K = 3, S = 1, P = 1}	32 × 311 × 64
Conv2D: {K = 3, C = 64}, BN, ReLU × 2	64 × 311 × 64
2D Average pooling {K = 3, S = 1, P = 1}	64 × 311 × 64
Conv2D: {K = 3, C = 128}, BN, ReLU × 2	128 × 311 × 64
2D Average pooling {K = 3, S = 1, P = 1}	128 × 311 × 64
Conv2D: {K = 3, C = 256}, BN, ReLU × 2	256 × 311 × 64
2D Average pooling {K = 3, S = 1, P = 1}	256 × 311 × 64
Conv2D: {K = 1, C = 41}	41 × 311 × 64

TABLE II
CLASSIFICATION NETWORK

Layers	Output size (C × T × F)
class T-F representation	41 × 311 × 64
1 st step Attention Pooling	41 × 311
2 nd step Attention Pooling	41

$Z_{p2} \in (0, 1)$ is of size K and denotes the probability of each sound event $k \in K$ in the audio clip. By breaking the attention into two steps, it makes the pooling more interpretable by answering the questions of what frequency bins and what time steps contributes to which audio events by visualising normalised attention weights $\hat{Z}_{a1}, \hat{Z}_{a2}$ and output Z_{p1}, Z_{p2} . By adding σ in attention output it squashes the output between 0 to 1 and makes sure the output of attention doesn't go above 1 which results in stable training. The performance comparison between traditional attention pooling and 2-step attention is done in results section. Loss used here is Binary Cross Entropy to compute error between predicted probability of audio events P and true weak labels y

D. Decoder Network

The decoder of the auxillary-task takes $Z = \{z_i\}_{i=1}^T$ as input and reconstructs it to $\{\bar{x}_i\}_{i=1}^T$. CNN based network is used for down-sampling number of filters of CNN from K (Number of classes). The CNN based network has multiple CNN blocks. The architecture closely follows the common encoder structure except the number of filters are decreased from one block to another. Each CNN block consists of three subparts. In first part, features $\hat{X} = \{\hat{x}_i\}_{i=1}^T$ is processed using 2 repeating units of 2-dimensional linear convolution, Batch Normalisation [33] and ReLU [34] nonlinearity. This is followed by 2-dimensional Average pooling layer with appropriate stride and padding to main original T-F dimensions of audio. Loss used here is Mean Squared Error (MSE) to compute error between T-F representation $\{\hat{x}_i\}_{i=1}^T$ and reconstructed T-F representation $\{\bar{x}_i\}_{i=1}^T$

IV. EXPERIMENTS

A. Dataset

The dataset is made by mixing DCASE 2019 Task 1 of Acoustic scene classification [40] and DCASE 2018 Task 2

TABLE III
DECODER NETWORK

Layers	Output size (C × T × F)
Internal T-F representation	256 × 311 × 64
Conv2D: {K = 3, C = 128}, BN, ReLU × 2	128 × 311 × 64
2D Average pooling {K = 3, S = 1, P = 1}	128 × 311 × 64
Conv2D: {K = 3, C = 64}, BN, ReLU × 2	64 × 311 × 64
2D Average pooling {K = 3, S = 1, P = 1}	64 × 311 × 64
Conv2D: {K = 3, C = 32}, BN, ReLU × 2	32 × 311 × 64
2D Average pooling {K = 3, S = 1, P = 1}	32 × 311 × 64
Conv2D: {K = 3, C = 1}, BN, ReLU × 2	311 × 64

of General purpose Audio tagging [41]. The dataset creation methodology is inspired from [13]. However we use new DCASE 2019 Task 1 instead of DCASE 2018 as used in [13]. The 2019 variant is used as it extends the TUT Urban Acoustic Scenes 2018 with other 6 cities to a total of 12 large European cities, making a total dataset more diverse and challenging. Specifically, TUT 2018 Urban Acoustic Scenes dataset contains recordings from Barcelona, Helsinki, London, Paris, Stockholm and Vienna, to which TAU 2019 Urban Acoustic Scenes dataset adds Lisbon, Amsterdam, Lyon, Madrid, Milan, and Prague. This provides for the background or environmental noise needed to simulate real world audio event background. The DCASE 2018 task 2 provides annotated audio clips associated to one of the 41 events like ‘Flute’, ‘Gunshot’ and ‘Bus’ from Google Audioset Ontology [8].

DCASE 2019 contains 10 sec clips from 10 different scenes like ‘Airport’, ‘Metro station’ and ‘Urban park’ to name a few. From DCASE 2018 task 2, two second clips are extracted and mixed with 10 second background noise from DCASE 2019 task 1 for SNR 0 dB, 10 dB and 20 dB. Each audio clip contains three non-overlapping audio events. For each SNR, the 8000 mixed audio clips are divided into 4 cross-validation folds. The mixed audio clips are single channel with a sampling rate of 32 kHz and the mixing procedure are inspired from and can be found in [13].

B. Evaluation Metric

The metric used to evaluate the proposed framework against benchmark networks is Area Under the Receiver Operating Characteristic Curve (ROC AUC) [42], micro Precision and macro Precision. The metrics are chosen such that they are threshold independent and characterises the performance of network in both balanced and imbalance class settings. The metrics are defined as follows:

- 1) ROC AUC: A receiver operating characteristic curve plots true positive rate (TPR) vs false positive rate (FPR). The area under the ROC curve is computed which summarizes the ROC AUC curve. Using the AUC does not require manual selection of a threshold. Bigger AUC indicates better performance. A random guess has an AUC of 0.5
- 2) Precision: The precision is intuitively the ability of the classifier not to label as positive a sample that is

negative.

$$P = \frac{TP}{TP + FP} \quad (16)$$

There are different ways of adapting this metric to multi-label/multi-class classification. We use both ‘Micro’ and ‘Macro’ precision for evaluation [43]. Micro Precision calculates the metrics globally by counting the total true positives, false negatives and false positives. On the other hand Macro Precision calculate metrics for each label, and find their unweighted mean. Macro Precision does not take label imbalance into account and hence Micro Precision is metric of primary importance here.

C. Feature Extraction

The raw data is converted to T-F representation by applying a FFT with a window size of 2048 and overlap of 1024 between consecutive windows. This is followed by applying mel filter banks with 64 bands and converting it to log scale to obtain Log mel spectrogram. This is used as input to the shared segmentation mapping network and is found to work well with neural networks [13], [44].

D. Network

This subsection shared segmentation, classification and decoder network’s detailed description along the training details. The segmentation network details are shown in Table I. It takes log mel spectrogram as input and employs CNN block structure similar to VGG [45]. The smallest unit of the network consists of CNN layer of kernel size 3, Batch Normalisation and ReLU sequentially be called CNN sub-block. This sub-block is repeated twice and is followed by 2D Average Pooling of stride 1 and padding 1 to form a CNN block. Empirically, 2D Max pooling and 2D Average Pooling showed similar performance and therefore 2D Average Pooling was arbitrarily chosen. The CNN block is repeated 4 times with increasing channel size (32, 64, 128, 256). This input is passed to class convolution block as shown in Fig. 2 to reduce it down to number to classes. Note that the Decoder network takes the input of class convolution as it’s input and not the output of class convolution. This is determined empirically, as the performance of both is comparable and considering the input of class convolution saves an additional convolution block which would be necessary to upscale the class T-F representation in the decoder network.

The classification network (Table II), consists of 2 step attention pooling to summarize and reduce the class T-F representation to get audio clip level predictions. The 2-step attention pooling is described in Section III-C. The Decoder network (Table III) emulates the encoder network with decrease in the number of channels to reduce it to log mel spectrogram of input. Using the terminology of sub-block and block, the decoder consists of 3 CNN-block with decreasing channel size (256, 128, 64, 32). This is followed by a reversed class convolution block consisting of one CNN block with only one channel to reduce the T-F representation to log mel spectrogram.

TABLE IV
WEAKLY LABELLED SED RESULTS

Networks	SNR 20 dB			SNR 10 dB			SNR 0 dB		
	micro-P	macro-P	AUC	micro-P	macro-P	AUC	micro-P	macro-P	AUC
GAP	0.5067	0.6127	0.9338	0.4291	0.5390	0.5390	0.3295	0.4093	0.8694
GMP	0.5390	0.5186	0.8497	0.5263	0.5023	0.8422	0.4640	0.4441	0.8189
GWRP [13]	0.7018	0.7522	0.9362	0.6538	0.7129	0.9265	0.5285	0.6084	0.8985
Atrous AP [14]	0.7391	0.7586	0.9279	0.6740	0.7404	0.9211	0.5714	0.6341	0.9014
2APAE	0.7829	0.7645	0.9390	0.7603	0.7486	0.9343	0.6986	0.6892	0.9177

TABLE V
ABLATION STUDY

2APAE	SNR 20 dB			SNR 10 dB			SNR 0 dB		
	micro-P	macro-P	AUC	micro-P	macro-P	AUC	micro-P	macro-P	AUC
$\alpha = 0.0$	0.7772	0.7648	0.9389	0.7430	0.7383	0.9299	0.6937	0.6807	0.9144
$\alpha = 0.001$	0.7829	0.7645	0.9390	0.7603	0.7486	0.9343	0.6986	0.6892	0.9177
$\alpha = 0.01$	0.7637	0.7464	0.9333	0.7428	0.7278	0.9277	0.6792	0.6689	0.9114

The entire network is trained end-to-end with a batch size of 24 and learning of 1e-3 using Adam optimiser [46] on 4 GPU cards with 12 GB RAM each.

V. RESULTS

A. Sound Event Detection Results

The proposed architecture is compared with traditional methods and current benchmark architecture for weakly labelled sound event detection specifically GMP, GAP, GWRP [13], Attention pooling with Atrous convolution [14]. The results are shown in Table IV and are cross-validation scores across 4 folds. The important metric here is Micro Precision (micro-P), as it calculates metrics globally by counting the total true positives, false negatives and false positives. This is better indicator of network performance as it takes into account class imbalance rather than simple unweighted averaging that macro Precision does. 2APAE (2 step Attention Auto Encoder) has micro-Precision score of 0.7829, 0.7603 and 0.6986 on SNR 20, 10 and 0 dB respectively. The results show that 2APAE network achieves the best score across all SNR's across all metrics. In terms of micro-Precision, 2APAE outperforms existing benchmark of Atrous AP (Atrous Attention Pooling [14]) on SNR 20, 10 and 0 dB by 5.9%, 12.8% and 22.3% respectively. The second benefit of breaking the attention into two steps apart from improving performance, is to provide stable training.

The attention pooling used with atrous convolution resulted in overflow issues during training, where the final predictions probabilities when over 1 for some audio events or classes. This doesn't fit well with Binary Cross entropy as loss function which expects the input probabilities between 0 to 1. Emperically, adding a squashing function after attention hampers learning. By breaking the attention into two steps, it allows for the intermediate use of sigmoid which helps in ensuring the outputs don't explode above 1.

B. Ablation Study

To determine the contribution of 2-step Attention and decoder on the SED performance, ablation study is performed. As described in Section III-A, the total loss is:

$$\mathcal{L} = \mathcal{L}_1(P, y|w, w_4) + \alpha \mathcal{L}_1(\{\bar{x}_i\}_{i=1}^T, \{\hat{x}_i\}_{i=1}^T|w, w_2) \quad (17)$$

The value of α determines the contribution of auxillary task to the weakly labelled SED. By varying the value of alpha, we can determine the performance improvement by 2-step attention ($\alpha = 0.0$) and contribution of auxiliary task ($\alpha > 0$). The alpha values are kept low as the \mathcal{L}_2 loss term (Mean Squared Error) is magnitude greater than \mathcal{L}_1 loss. The lower α value helps in adjusting for this large scale difference between the two losses.

When $\alpha = 0.0$, the network has no contribution from the auxillary task and can be used to evaluate the performance of 2-step attention. In terms of micro-Precision, the 2-step attention mechanism outperforms existing benchmark of Atrous AP (Atrous Attention Pooling [14]) from Table V on SNR 20, 10 and 0 dB by 5.2%, 10.2% and 21.4% respectively. By adding the auxiliary task contribution with a relative weightage of $\alpha = 0.001$, compared to proposed 2-step attention, an improvement of 0.7%, 2.3% and 0.7% is observed. The numbers indicate that 2-step attention has heavy contribution on the improvement of performance, with extra performance gains from auxillary task.

When α is increased to 0.01, the performance compared to $\alpha = 0.001$ is decreased. This indicates that the auxillary task's loss contribution starts to overpower the primary SED task's loss contribution rather than improving generalisation. The shared encoder then learns features more relevant to auxillary task rather than primary SED task.

C. Interpretable visualisation

Using 2-step attention makes it easy to visualise the contribution of each Mel bin and each time frame in the T-F representation to each audio event and final predictions.

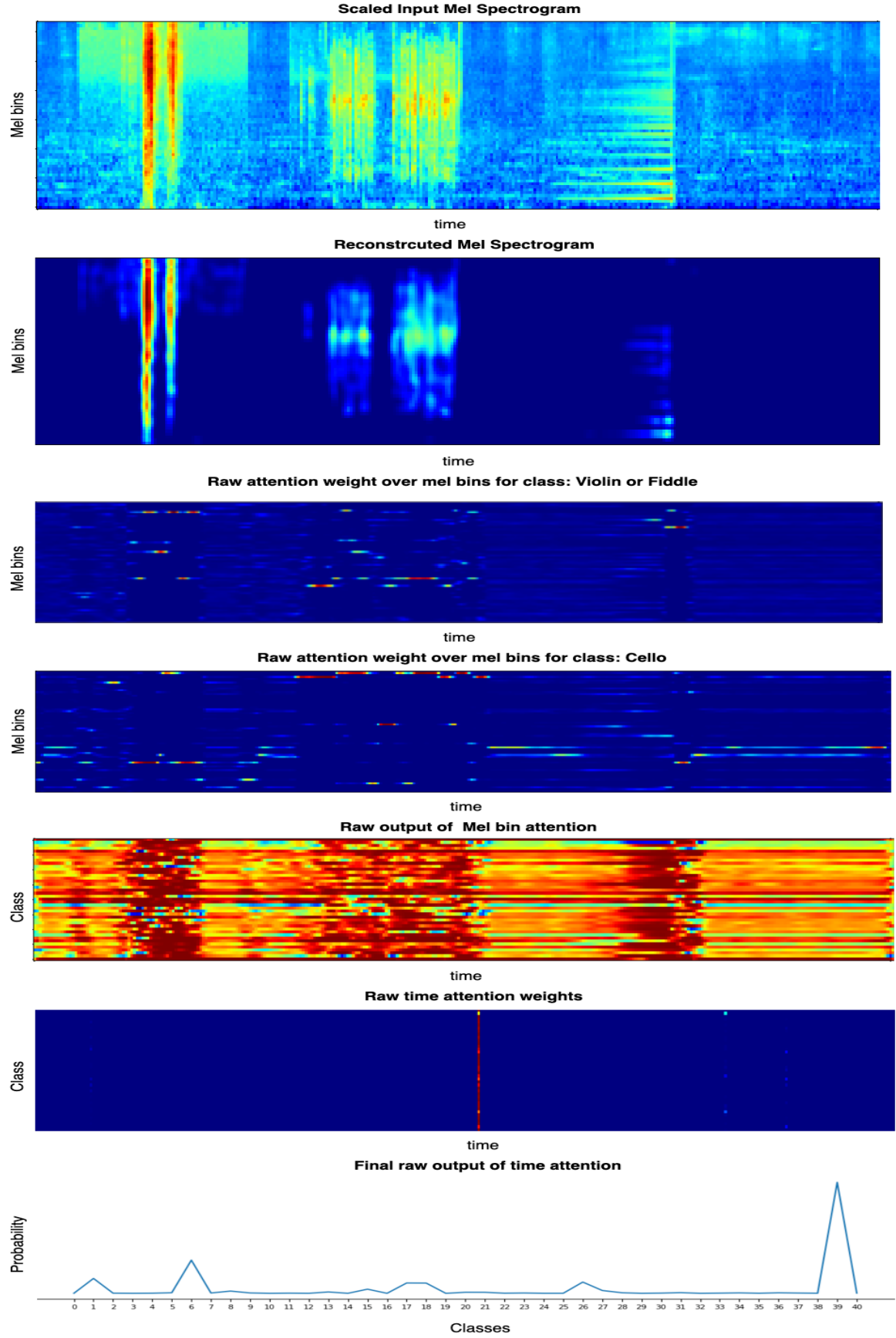


Fig. 3. Visualisation of 2APAE Attention and Decoder results. The figure has total 7 subplots each visualising a step of the 2APAE process. Subplot 1 depicts the scaled log mel spectrogram input to network. Subplot 2 is the decoder output. Subplot 3 and 4 are attention weights for two prominent classes in the prediction. Subplot 5 is the output of 1st step attention. Subplot 6 and 7 is the attention weight and output of 2nd step attention respectively. The y-axis in subplot 1 - 4 is Mel-bins and Number of Sound Events in subplot 5-6. The x-axis is time in subplot 1-6 and Number of Sound Events in subplot 7

Before learning attention weights generally a class-dependent threshold is applied [13] [47] to remove False positive and fake activations. But this post-processed varies from network to network and doesn't paint an accurate picture of contribution of each component in attention as it becomes highly dependent on threshold chosen and adds author's bias for choosing of threshold. Hence in this paper we plot the raw attention weights without applying any thresholds.

Fig. 3 gives the end to end visualisation of the how the input is processed along what part attention focuses on when SNR is 20 dB. The first sub-figure is the scaled log mel spectrogram that is input to the network. From the first input log-mel subplot, we can determine that there are three audio events happening at three distinct time. The third and fourth sub-figure are 1st step attention's weight for two top probable sound events 'Violin' and 'Cello' where the y-axis is mel bins and x-axis is time. As visible, the attention is giving higher probability to time-aligned portion of classes with particular mel bins given higher (brighter color) weightage. The fifth subplot is the output of 1st step attention over mel bins where y-axis is particular audio events or classes and x-axis is time. As visible the attention output is forming a mask similar where the audio events are present giving importance to particular classes. The sixth subplot visualises the 2nd step attention weights where y-axis is classes and x-axis is time. There are four distinct lines on the sixth subplot, corresponding to 4 audio events in time, where 1 event is false activation. The audio events are not perfectly time-aligned. This is due to the use of 2D-Average pooling in the shared encoder, which reduces the T-F representation per two convolution layers. The addition of 2D average pooling improves weakly labelled SED performance, but results in losing time-level precision. The seventh subplot is the output of 2nd step attention over time where y-axis is the prediction probability and x-axis is the audio event or class label.

The subplot two is the output of the decoder used as auxiliary task. The goal of the auxiliary task and mainly the decoder is to reconstruct the log mel spectrogram from the shared encoder's output. From the figure, it can be seen that the decoder is not also able to reconstruct the audio events clearly, it is also denoising the log mel spectrogram in 20 dB SNR. For the decoder to perform well, the internal T-F representation has to be denoised as well. From sub-figure two things can be inferred:

- In Multi-Task Learning framework, adding the reconstruction auxiliary task to primary weakly labelled SED leads to denoising of the internal T-F and the encoder representation of log mel spectrogram. This is backed by ablation study's result in Section V-B which shows adding reconstruction auxiliary task improves performance. That improved performance can be attributed to this denoising of internal T-F representations.
- The denoised log mel representation, will help in improving the performance of audio source separation systems. This setup either pretrained or jointly trained with source separation, can be used to produce cleaned audio log mel representation for better source separation.

VI. FUTURE WORK AND DIRECTIONS

The paper shows, Weakly labelled SED can be viewed from the lens of Multi-Task Learning where Multiple Instance Learning SED is the primary task coupled with an constructive auxiliary task. This results in interesting directions for extending and building upon this work:

- Exploring different auxiliary task to help Weakly labelled SED detection. There can be single or multiple auxiliary task which might help creating better shared segmentation mapping for audio events.
- Jointly training sound source separation along with weakly Labelled SED in MTL framework
- Developing better loss function and dynamic α determination to properly utilise multiple audio task in MTL framework and improve performance

VII. CONCLUSION

The paper proposes a Multi-Task learning formulation for Weakly Labelled Sound Event Detection. In MTL framework, it proposes a two-step attention mechanism and reconstructs Time Frequency (T-F) representation of audio as the auxiliary task. By breaking the attention into two steps, the network retains better time level information without compromising classification performance under all SNR as shown in the result Section V-A and visualisation Section V-C. The proposed network outperforms existing benchmark models over all SNRs, specifically 22.3 %, 12.8 %, 5.9 % improvement over benchmark model on 0, 10 and 20 dB SNR respectively. By using the T-F reconstruction as auxiliary task, it encourages the shared segmentation mapping network or encoder to retain source specific information and indirectly de-noises internal T-F representation. This results in improved performance in noisy environments as shown by the ablation study results in Section V-B. For evaluation of proposed methodology, we remix the DCASE 2019 task 1 acoustic scene data with DCASE 2018 Task 2 sounds event data under 0, 10 and 20 db SNR.

REFERENCES

- [1] Y. Xu, W. J. Li, and K. K. Lee, *Intelligent Wearable Interfaces*. USA: Wiley-Interscience, 2008.
- [2] S. Chu, M. Mataric, C. Kuo, and S. Narayanan, "Where am i? scene recognition for mobile robots using audio features," in *2006 IEEE International Conference on Multimedia and Expo*. Los Alamitos, CA, USA: IEEE Computer Society, jul 2006, pp. 885–888. [Online]. Available: <https://doi.ieeecomputersociety.org/10.1109/ICME.2006.262661>
- [3] G. Valenzise, L. Gerosa, M. Tagliasacchi, F. Antonacci, and A. Sarti, "Scream and gunshot detection and localization for audio-surveillance systems," in *2007 IEEE Conference on Advanced Video and Signal Based Surveillance*, 2007, pp. 21–26.
- [4] D. Stowell, D. Giannoulis, E. Benetos, M. Lagrange, and M. D. Plumbley, "Detection and classification of acoustic scenes and events," *IEEE Transactions on Multimedia*, vol. 17, no. 10, pp. 1733–1746, 2015.
- [5] E. ĀĢakĀšr, G. Parascandolo, T. Heittola, H. Huttunen, and T. Virtanen, "Convolutional recurrent neural networks for polyphonic sound event detection," *IEEE/ACM Transactions on Audio, Speech, and Language Processing*, vol. 25, no. 6, pp. 1291–1303, 2017.
- [6] A. Mesaros, T. Heittola, and T. Virtanen, "Tut database for acoustic scene classification and sound event detection," in *2016 24th European Signal Processing Conference (EUSIPCO)*, 2016, pp. 1128–1132.

- [7] A. Kumar and B. Raj, "Audio event detection using weakly labeled data," in *Proceedings of the 24th ACM International Conference on Multimedia*, ser. MM '16. New York, NY, USA: Association for Computing Machinery, 2016, p. 1038. [Online]. Available: <https://doi.org/10.1145/2964284.2964310>
- [8] J. F. Gemmeke, D. P. W. Ellis, D. Freedman, A. Jansen, W. Lawrence, R. C. Moore, M. Plakal, and M. Ritter, "Audio set: An ontology and human-labeled dataset for audio events," in *2017 IEEE International Conference on Acoustics, Speech and Signal Processing (ICASSP)*, 2017, pp. 776–780.
- [9] E. Fonseca, J. Pons, X. Favory, F. Font, D. Bogdanov, A. Ferraro, S. Oramas, A. Porter, and X. Serra, "Freesound datasets: A platform for the creation of open audio datasets," in *ISMIR*, 2017.
- [10] T. G. Dietterich, R. H. Lathrop, and T. Lozano-Pérez, "Solving the multiple instance problem with axis-parallel rectangles," *Artif. Intell.*, vol. 89, no. 1, p. 31, Jan. 1997. [Online]. Available: [https://doi.org/10.1016/S0004-3702\(96\)00034-3](https://doi.org/10.1016/S0004-3702(96)00034-3)
- [11] Y. Lecun, L. Bottou, Y. Bengio, and P. Haffner, "Gradient-based learning applied to document recognition," *Proceedings of the IEEE*, vol. 86, no. 11, pp. 2278–2324, 1998.
- [12] B. McFee, J. Salamon, and J. P. Bello, "Adaptive pooling operators for weakly labeled sound event detection," *IEEE/ACM Trans. Audio, Speech and Lang. Proc.*, vol. 26, no. 11, p. 2180, Nov. 2018. [Online]. Available: <https://doi.org/10.1109/TASLP.2018.2858559>
- [13] Q. Kong, Y. Xu, I. Sobieraj, W. Wang, and M. D. Plumbley, "Sound event detection and time-frequency segmentation from weakly labelled data," *IEEE/ACM Trans. Audio, Speech and Lang. Proc.*, vol. 27, no. 4, p. 777, Apr. 2019. [Online]. Available: <https://doi.org/10.1109/TASLP.2019.2895254>
- [14] Z. Ren, Q. Kong, J. Han, M. D. Plumbley, and B. W. Schuller, "Attention-based atrous convolutional neural networks: Visualisation and understanding perspectives of acoustic scenes," in *ICASSP 2019 - 2019 IEEE International Conference on Acoustics, Speech and Signal Processing (ICASSP)*, 2019, pp. 56–60.
- [15] A. Kumar and B. Raj, "Audio event detection using weakly labeled data," in *Proceedings of the 24th ACM International Conference on Multimedia*, ser. MM '16. New York, NY, USA: Association for Computing Machinery, 2016, p. 1038. [Online]. Available: <https://doi.org/10.1145/2964284.2964310>
- [16] S. Andrews, I. Tsochantaridis, and T. Hofmann, "Support vector machines for multiple-instance learning," in *Advances in Neural Information Processing Systems 15*, S. Becker, S. Thrun, and K. Obermayer, Eds. MIT Press, 2003, pp. 577–584. [Online]. Available: <http://papers.nips.cc/paper/2232-support-vector-machines-for-multiple-instance-learning.pdf>
- [17] S.-Y. Tseng, J. Li, Y. Wang, J. Szurley, F. Metze, and S. Das, "Multiple instance deep learning for weakly supervised audio event detection," 12 2017.
- [18] A. Kumar and B. Raj, "Deep cnn framework for audio event recognition using weakly labeled web data," 07 2017.
- [19] K. J. Piczak, "Environmental sound classification with convolutional neural networks," in *2015 IEEE 25th International Workshop on Machine Learning for Signal Processing (MLSP)*, 2015, pp. 1–6.
- [20] J. Salamon and J. P. Bello, "Deep convolutional neural networks and data augmentation for environmental sound classification," *IEEE Signal Processing Letters*, vol. 24, no. 3, pp. 279–283, 2017.
- [21] S. Hershey, S. Chaudhuri, D. P. W. Ellis, J. F. Gemmeke, A. Jansen, C. Moore, M. Plakal, D. Platt, R. A. Saurous, B. Seybold, M. Slaney, R. Weiss, and K. Wilson, "Cnn architectures for large-scale audio classification," in *International Conference on Acoustics, Speech and Signal Processing (ICASSP)*, 2017. [Online]. Available: <https://arxiv.org/abs/1609.09430>
- [22] Y. Xu, Q. Kong, W. Wang, and M. D. Plumbley, "Large-scale weakly supervised audio classification using gated convolutional neural network," in *2018 IEEE International Conference on Acoustics, Speech and Signal Processing (ICASSP)*, 2018, pp. 121–125.
- [23] K. Choi, G. Fazekas, and M. Sandler, "Automatic tagging using deep convolutional neural networks," 06 2016.
- [24] Q. Kong, Y. Xu, W. Wang, and M. D. Plumbley, "Audio set classification with attention model: A probabilistic perspective," in *2018 IEEE International Conference on Acoustics, Speech and Signal Processing (ICASSP)*, 2018, pp. 316–320.
- [25] S.-Y. Chou, J.-S. R. Jang, and Y.-H. Yang, "Framecnn : A weakly-supervised learning framework for frame-wise acoustic event detection and classification," 2017.
- [26] T. Su, J. Liu, and Y. Yang, "Weakly-supervised audio event detection using event-specific gaussian filters and fully convolutional networks," in *2017 IEEE International Conference on Acoustics, Speech and Signal Processing (ICASSP)*, 2017, pp. 791–795.
- [27] R. Caruana, "Multitask learning," *Machine Learning*, vol. 28, pp. 41–75, 1997.
- [28] L. Deng, G. Hinton, and B. Kingsbury, "New types of deep neural network learning for speech recognition and related applications: an overview," in *2013 IEEE International Conference on Acoustics, Speech and Signal Processing*, 2013, pp. 8599–8603.
- [29] R. Girshick, "Fast r-cnn," in *2015 IEEE International Conference on Computer Vision (ICCV)*, 2015, pp. 1440–1448.
- [30] R. Collobert and J. Weston, "A unified architecture for natural language processing: Deep neural networks with multitask learning," in *Proceedings of the 25th International Conference on Machine Learning*, ser. ICML '08. New York, NY, USA: Association for Computing Machinery, 2008, p. 160. [Online]. Available: <https://doi.org/10.1145/1390156.1390177>
- [31] S. Pascual, M. Ravanelli, J. Serrà, A. Bonafonte, and Y. Bengio, "Learning problem-agnostic speech representations from multiple self-supervised tasks," *ArXiv*, vol. abs/1904.03416, 2019.
- [32] M. Ravanelli, J. Zhong, S. Pascual, P. Swietojanski, J. Monteiro, J. Trmal, and Y. Bengio, "Multi-task self-supervised learning for robust speech recognition," 01 2020.
- [33] S. Ioffe and C. Szegedy, "Batch normalization: Accelerating deep network training by reducing internal covariate shift," in *Proceedings of the 32nd International Conference on International Conference on Machine Learning - Volume 37*, ser. ICML'15. JMLR.org, 2015, p. 448. [Online]. Available: <https://arxiv.org/abs/1502.03197>
- [34] V. Nair and G. E. Hinton, "Rectified linear units improve restricted boltzmann machines," in *Proceedings of the 27th International Conference on International Conference on Machine Learning*, ser. ICML'10. Madison, WI, USA: Omnipress, 2010, p. 807. [Online]. Available: <https://arxiv.org/abs/1011.4480>
- [35] S. Santurkar, D. Tsipras, A. Ilyas, and A. Madry, "How does batch normalization help optimization?" in *Proceedings of the 32nd International Conference on Neural Information Processing Systems*, ser. NIPS'18. Red Hook, NY, USA: Curran Associates Inc., 2018, p. 2488. [Online]. Available: <https://arxiv.org/abs/1802.08400>
- [36] S. Ruder, "An overview of multi-task learning in deep neural networks," *ArXiv*, vol. abs/1706.05098, 2017.
- [37] J. Baxter, "A bayesian/information theoretic model of learning to learn via multiple task sampling," in *Machine Learning*, 1997, pp. 7–39.
- [38] M. Lin, Q. Chen, and S. Yan, "Network in network," in *2nd International Conference on Learning Representations, ICLR 2014, Banff, AB, Canada, April 14-16, 2014, Conference Track Proceedings*, Y. Bengio and Y. LeCun, Eds., 2014. [Online]. Available: <http://arxiv.org/abs/1312.4400>
- [39] A. Kolesnikov and C. H. Lampert, "Seed, expand and constrain: Three principles for weakly-supervised image segmentation," in *Computer Vision – ECCV 2016*, B. Leibe, J. Matas, N. Sebe, and M. Welling, Eds. Cham: Springer International Publishing, 2016, pp. 695–711.
- [40] A. Mesaros, T. Heittola, and T. Virtanen, "A multi-device dataset for urban acoustic scene classification," in *Proceedings of the Detection and Classification of Acoustic Scenes and Events 2018 Workshop (DCASE2018)*, November 2018, pp. 9–13. [Online]. Available: <https://arxiv.org/abs/1807.09840>
- [41] E. Fonseca, M. Plakal, F. Font, D. P. W. Ellis, X. Favory, J. Pons, and X. Serra, "General-purpose tagging of freesound audio with audioset labels: Task description, dataset, and baseline," in *Proceedings of the Detection and Classification of Acoustic Scenes and Events 2018 Workshop (DCASE2018)*, November 2018, pp. 69–73. [Online]. Available: <https://arxiv.org/abs/1807.09902>
- [42] A. P. Bradley, "The use of the area under the roc curve in the evaluation of machine learning algorithms," *Pattern Recognit.*, vol. 30, pp. 1145–1159, 1997.
- [43] F. Pedregosa, G. Varoquaux, A. Gramfort, V. Michel, B. Thirion, O. Grisel, M. Blondel, P. Prettenhofer, R. Weiss, V. Dubourg, J. Vanderplas, A. Passos, D. Cournapeau, M. Brucher, M. Perrot, and E. Duchesnay, "Scikit-learn: Machine learning in Python," *Journal of Machine Learning Research*, vol. 12, pp. 2825–2830, 2011.
- [44] K. Choi, G. Fazekas, and M. B. Sandler, "Automatic tagging using deep convolutional neural networks," in *ISMIR*, 2016.
- [45] K. Simonyan and A. Zisserman, "Very deep convolutional networks for large-scale image recognition," *CoRR*, vol. abs/1409.1556, 2015.
- [46] D. P. Kingma and J. Ba, "Adam: A method for stochastic optimization," *CoRR*, vol. abs/1412.6980, 2015.
- [47] L. Ford, H. Tang, F. Grondin, and J. Glass, "A deep residual network for large-scale acoustic scene analysis," in *INTERSPEECH 2019*, 2019.