

# Semiparametric Estimation and Inference on Structural Target Functions using Machine Learning and Influence Functions

Alicia Curth\*  
University of Oxford  
University of Cambridge  
and  
Ahmed M. Alaa  
UCLA  
and  
Mihaela van der Schaar  
University of Cambridge  
UCLA  
The Alan Turing Institute

January 6, 2022

---

\*Working paper. The results presented in this paper are part of research conducted by the first author (AC) for a dissertation submitted in partial fulfilment of the degree of Master of Science in Statistical Science at the Department of Statistics of the University of Oxford in September 2020. This work was conducted during a research internship of AC in the vanderschaar-lab at the University of Cambridge led by MvdS, and AC was supervised by MvdS and advised by AMA, postdoc with MvdS. Correspondence to AC: aliciacurth@gmail.com

## Abstract

We aim to construct a class of learning algorithms that are of practical value to applied researchers in fields such as biostatistics, epidemiology and econometrics, where the need to learn from incompletely observed information is ubiquitous. To do so, we propose a new framework for statistical machine learning, which we call ‘IF-learning’ due to its reliance on influence functions (IFs). To characterise the fundamental limits of what is achievable within this framework, we need to enable semiparametric estimation and inference on structural target parameters that are functions of continuous inputs arising as identifiable functionals from statistical models. Therefore, we introduce a pointwise IF to replace the true IF when it does not exist and propose learning its uncentered pointwise expected value from data. This allows us to give provable guarantees, leveraging existing general results from statistics. Our framework is problem- and model-agnostic and can be used to estimate a broad variety of target parameters of interest in applied statistics: we can consider any target function for which an IF of a population-averaged version exists in analytic form. Throughout, we put particular focus on so-called coarsening at random/doubly robust problems with partially unobserved information. This includes problems such as treatment effect estimation and inference in the presence of missing outcome data. Within this framework, we then propose two general learning algorithms that leverage ideas from the theoretical analysis: the ‘IF-learner’ which relies on large samples and outputs entire target functions without confidence bands, and the ‘Group-IF-learner’, which outputs only approximations to a function but can give confidence estimates if sufficient information on coarsening mechanisms is available. We close with a simulation study on inferring treatment effects.

*Keywords:* Heterogeneous Inference, Counterfactual Inference, Causal Inference, Missing Outcomes, Nonparametric Regression, Double Robustness, Efficient Estimation, Treatment Effects

# 1 Introduction

Machine learning is increasingly transitioning from being a tool for prediction to taking over problems of interest classically within the domain of statistics, where the core focus is on *estimation* and *inference* instead of prediction. Because of the inherent flexibility of machine learning models and their data-adaptive nature, this has opened up completely new possibilities for estimating possibly very complex structural target functions, instead of focusing only on low-dimensional parameters such as population averages. Arguably the most advanced example of this is the area of causal inference. In the last 10 years, there have been substantial advances in the development of methods for data-adaptive heterogeneous treatment effect estimation from both experimental and observational data using machine learning (see e.g. Bica et al. (2020) for a comprehensive overview). However, with some notable exceptions (e.g. Alaa and van der Schaar (2018b), Athey and Imbens (2016), Athey et al. (2019), Chernozhukov et al. (2018b), Kennedy (2020) and Wager and Athey (2018)) theoretical results making statistical guarantees for estimation and enabling inference are mostly lacking – as is the case for most areas of machine learning (Chernozhukov et al., 2018b).

Data-adaptive, machine-learning-based estimators have potential applications in many fields relying on applied statistics to empirically determine the effects of interventions, policies and treatments, and could be used to shift the focus from average treatment effect estimation towards flexibly investigating heterogeneity of effects across populations. One such potential application, which motivates the authors of this paper, is the move towards more personalised medicine and healthcare. In particular, the discovery of heterogeneous treatment effects in clinical trials could improve both the ability to treat patients and increase mechanistic understanding of underlying diseases. Clinical trials generally take place in small sample regimes, so it is important that estimators be *efficient* in their use of data. Additionally, regulatory agencies require the quantification of *statistical significance* of findings and possible *bias*. If these factors can be accounted for, machine learning has immense potential to change the nature of clinical trials (Zame et al., 2020). There are other applications in healthcare, where given that we can make guarantees on *consistency* or worst-case performance, it might be enough to give personalised treatment recommendations because models have been trained on large (observational) data sets. Both types

of settings – learning from small experimental samples or large observational samples – require at least some ability to give statistical guarantees on the performance of a learning algorithm.

While the problem of heterogeneous treatment effect estimation has received considerable attention in related literature over the last few years, we take the stance that it is no different than most other problems in applied statistics. As long as a parameter is *identifiable* from observed data and well-defined in terms of the underlying (unknown) statistical model, statistical estimation of any parameter has the same structure and inherent problems. This indicates that we can separate the issues of identification and estimation completely (van der Laan and Rose, 2011). While it is thus necessary to carefully consider conditions under which treatment effect estimates can be interpreted as causal (such as those developed within the Neyman-Rubin Potential Outcomes framework (Neyman (1923), Rubin (1978)), or the graphical approach coined by Pearl (2009)), from a statistical viewpoint there is, strictly speaking, no need for a separate statistical literature on treatment effect *estimation* when identifiability is assumed.

With this in mind, we maintain a very general problem set-up in this paper and take a semiparametric, essentially assumption-free approach to estimating functions of continuous inputs – arising as identifiable functionals from statistical models – using plug-in estimation. On the one hand, this class of functions includes more well-studied parameters such as the conditional mean and the conditional outcome probability in standard regression and binary classification problems, respectively. On the other hand, it also includes problems where data is *coarsened at random*, which have interesting *doubly robust* structure that we can exploit for efficient and robust estimation. Such coarsening occurs in many scenarios of practical interest to empirical researchers in biostatistics, epidemiology and econometrics (Rubin and van der Laan, 2008b) and typical examples include estimation of causal parameters such as the conditional average treatment effect (CATE) and estimation of the conditional mean of an outcome when it is missing at random or censored at random. With particular focus on such coarsening problems, we aim to generally characterise the fundamental limits of semiparametric estimation and inference when estimating entire target functions using a generic machine learning method.

We do so by extending the standard notion of plug-in estimation and plug-in bias correction via influence functions (IFs), which are functional derivatives of statistical tar-

get parameters, from the low-dimensional (see e.g. Robins et al. (2017)) to the infinite-dimensional case. We learn our target parameters from data using pseudo-outcome regression based on transformed outcomes motivated by IFs, which leads to a new statistical machine learning framework we call ‘IF-learning’. We then propose two general learning algorithms that leverage these ideas – the ‘IF-learner’ and the ‘Group-IF-learner’ – which are best suited to learn in large and small sample regimes, respectively. After reviewing and developing necessary theory and algorithms, we finally return to our motivating example of inferring CATE and other causal parameters from experimental and observational data with a simulation study.

## 1.1 Motivation and relationship to existing literature

This paper builds on a straightforward question related to plug-in estimation. As we will discuss in detail in section 3, plug-in estimation exploits that target parameters of interest in applied statistics, such as (conditional) means can almost always be written as a functional of the underlying statistical model (van der Laan and Rose, 2011). Since the statistical model is unknown, we can *plug in* a data-driven estimate of this model to estimate a target parameter. Years of exciting research by particularly van der Laan and colleagues (see e.g. the exhaustive overviews in van der Laan and Rose (2011) and van der Laan and Rose (2018)) have established the idea that machine learning methods are naturally well-suited for this task. Unfortunately, plug-in estimation can lead to plug-in bias because the target functional is evaluated at the *wrong* model, and the targeted maximum likelihood estimation (TMLE) literature (starting with van der Laan and Rubin (2006)), as well as Robins and colleagues (e.g. in Robins et al. (2017)) have derived bias correction procedures, intuitively similar to Newton-Raphson steps, based on efficient scores and efficient influence functions (EIFs), that can be applied when target parameters are low-dimensional.

Using TMLEs, recent work presented in van der Laan and Rose (2018) has provided new ideas for infinite-dimensional pointwise plug-in bias adjustment based on least favourable parametric sub-models and kernel smoothers. While this allows the authors to make model-specific, problem-generic guarantees, the proposed approach is limited to the use of nonparametric kernel smoothers and requires familiarity with the specifics of the TMLE framework. We are motivated by the intuitive appeal of constructing general ‘off-the-shelf’ machine learning-based plug-in estimators for generic target functions, whose estimates

can then be bias-corrected using influence functions. As we discuss later, we believe that the simple intuition of plug-in bias correction via influence functions – a procedure similar to a Newton-Raphson Step – could be of great intuitive appeal for practitioners (which is also the topic of the recent paper Fisher and Kennedy (2020)). Yet, so far, general procedures for plug-in bias correction using influence functions directly seem to only exist for low dimensional target parameters such as population means.

Apart from using plug-in models and influence functions to construct estimators of target parameters, there exist multiple other strategies to do so. We broadly classify popular approaches in statistics into relying on estimating equations, loss functions and/or Neyman-Orthogonality, and note that estimators can fall in multiple of these categories. Based on some of these strategies, estimation of generic target functions has recently received increased attention in the fields of econometrics (e.g. Athey et al. (2019), Chernozhukov et al. (2018b), Foster and Syrgkanis (2019), Semenova and Chernozhukov (2020)) and biostatistics (e.g. van der Laan and Rose (2018)), and, for the special case of CATE, particularly so in the causal inference communities (e.g. Fan et al. (2020), Kennedy (2020), Lee et al. (2017), Nie and Wager (2020) and Wager and Athey (2018)). Table 1 contains a schematic overview of the capabilities of approaches in related literature. A more detailed literature review can be found in Appendix A and throughout later sections.

Complementary to some of the approaches in related literature, this paper was primarily motivated by a very simple question: *How can we correct for plug-in bias that arises when we use a generic machine learning method for plug-in estimation of an infinite-dimensional structural target functional – a function – using influence functions?* The very unsatisfying technical answer to this question is: we cannot, because the EIFs of infinite-dimensional parameters do not exist. But the intuitive answer a machine learner would give, which lead to this paper, is a different one: we might not be able to correct for the plug-in bias *exactly*, but we can *approximately* do it. That is because there exists a sequence of parameters that approach our target parameter in a pointwise limit, but have an EIF. Therefore, instead of using the true EIF (which does not exist) for plug-in bias adjustment, we propose the notion of a pointwise EIF for infinite-dimensional targets, whose expected value we can learn from data using pseudo-outcome regression and then subsequently use to approximately adjust entire functions for pointwise first-order plug-in bias. We believe that this relatively simple idea has important implications for both theorists and practitioners:

Approach	Infinite-dim.	Problem	Model	Based on	Plug-in estimation	Inference
Robins et al. (2017)		Generic	Generic	EIF	✓	✓
Chernozhukov et al. (2018a)		Generic	Generic	NO	✓	✓
Wager and Athey (2018)	✓	CATE	Forest	EE		✓
Nie and Wager (2020)	✓	CATE	Generic	Loss	✓	
Lee et al. (2017)	✓*	CATE	Local-linear	EIF	✓	✓
Fan et al. (2020)	✓*	CATE	Local-linear	NO	✓	✓
Kennedy (2020)	✓	CATE	Generic	EIF	✓	
Athey et al. (2019)	✓	Generic	Forest	EE		✓
Chernozhukov et al. (2018b)	✓*	Generic*	Generic	EE		✓
Foster and Syrgkanis (2019)	✓	Generic	Generic	NO	✓	
Semenova and Chernozhukov (2020)	✓*	Generic	LS Series	NO	✓	✓
van der Laan et al. (2018)	✓	Generic	Smoothing	TMLE	✓	✓
IF-learning (ours)	✓	Generic	Generic	EIF	✓	✓

‘Infinite-dim.’ denotes whether the target parameter is infinite dimensional. The column ‘Plug-in estimation’ denotes whether the proposed estimator is a plug-in estimator in the semiparametric sense. The column ‘inference’ indicates whether the authors attempted to characterise conditions under which standard inference, e.g. based on a central limit theorem, is possible. \* denotes with additional qualifications/assumptions. CATE denotes Conditional Average Treatment effect. LS denotes Least Squares. We use the following abbreviations for concepts that methods are based on: Estimating Equations (EE), Efficient Influence Function (EIF), Loss-based (Loss), Neyman-Orthogonality (NO), Targeted Maximum Likelihood Estimation (TMLE).

Table 1: Conceptual overview of existing approaches for estimation and inference on infinite-dimensional structural target parameters and their capabilities

In theory, this gives us a tool to approximately analyse pointwise plug-in bias of entire functions, using essentially the same methods that have already been developed for low-dimensional settings. Because the expected value of the quantity that we consider *is* the target function itself, we can show that estimating this pointwise expectation from data requires no additional assumptions except the standard regularity conditions associated with the nonparametric regression method of choice. By extension, due to the role of the EIF in the characterisation of efficient estimators, we can also use these ideas to characterise efficiency, since estimators built on the EIF are approaching the pointwise efficient estimator. Further, because low-dimensional estimators based on EIFs are Gaussian under some regularity conditions, standard inference is possible under some stricter assumptions

on the data generating process if we estimate the EIF using neighbourhood smoothers that choose appropriate data-adaptive neighbourhoods. For example, we can feed the pseudo-outcomes that we construct to the random forests proposed in Wager and Athey (2018) and Athey et al. (2019), which guarantee pointwise asymptotic Gaussianity under some stricter assumptions.

In practice, our approach only requires knowing the analytical form of the EIF for the population average of the target of the problem at hand, which can then be used to construct pseudo-outcomes using the observed data and a plug-in model. For many problems of practical interest, these expressions are given in van der Laan and Robins (2003) and/or Tsiatis (2007), and can be combined using simple rules of calculus. For example, as we will illustrate later, for most coarsening at random problems, the EIF takes the familiar form of an augmented inverse propensity weighted estimator. Further, because we rely on plug-in models and a pseudo-outcome regression stage, we can leverage *any* existing model-architecture with minimax performance guarantees for each part of our problem. As our approach leads to the asymptotically most efficient estimates from a semiparametric statistics viewpoint, this implies for practice that the current trend in statistical machine learning to build model architectures that are tailored to a specific problem only (e.g. treatment effect estimation) is not always necessary and might actually do more harm than good if it results in knowledge not being properly shared between communities. Instead, we conclude that constructing machine learning algorithms that are provably *rate-optimal* for *any general* regression problem might be the best way to truly advance the field of high-dimensional inference.

Overall, to the best of our knowledge, not much existing work has attempted to characterise the fundamental limits of using generic machine learning for estimation and inference on general structural target functions to the same extent as the quite simple and intuitive strategy we propose allows us to do. We view our approach as a direct extension of the work of Robins et al. (2017) (and 30 years of preceding work) to the infinite-dimensional case. We see our closest relatives in Athey et al. (2019), Chernozhukov et al. (2018b), Foster and Syrgkanis (2019), Kennedy (2020), Semenova and Chernozhukov (2020) and van der Laan et al. (2018), who all explore slightly different angles to the same problem, as we highlighted in Table 1. Throughout the paper, we therefore highlight parallels and differences with existing ideas and how it might be possible to incorporate them into our



framework.

## 1.2 Contributions

We aim to contribute to the growing literature applying traditional ideas from statistics to machine learning with the ultimate goal to facilitate the usage of flexible and data-adaptive methods in areas that are currently still restricted to the focus on simple population averages due to the need to quantify estimation uncertainty and bias. We hope to do so in this paper by highlighting the inherent usefulness of the concept of the EIF (even if it does not exist exactly) to characterise the ability of machine learning models (or data-adaptive nonparametric models more generally) to learn structural target functions of high interest in fields such as biostatistics and econometrics. We make a number of contributions to the literature, which we categorize by the branches of statistics we consider them most relevant for:

1. **Semiparametric statistics:** We extend (i) the notion of plug-in bias removal and (ii) the notion of semiparametrically efficient estimation to entire target functions, by proposing to replace the standard definition of the EIF (when it does not exist) with an approximation which we call the pointwise EIF. Further, we suggest learning its pointwise expected value using pseudo-outcome regression, and show that doing so requires no additional assumptions except for those associated with the regression method of choice. This learnt approximation of the EIF can be used for plug-in debiasing and enables us to find estimates of functions that fulfil well-known notions of semiparametric efficiency in a pointwise manner (at least asymptotically). We also characterise the fundamental limits of this approach in fully nonparametric settings using both old and more recent results from related literature (in particular a recent result on pseudo-outcome regression provided by Kennedy (2020)).
2. **Applied statistics:** We provide new insights into the fundamental limits of learning structural target functions arising in a wide range of problems of interest in applied statistics – namely problems for which the EIF of a population-averaged version of the target parameter does exist in analytic form. While Stone (1980)’s nonparametric minimax rate remains the best that we can do to estimate *any* function without further assumptions, our approach allows to re-characterise problems that are normally

considered *harder* than simple regression due to incomplete information, investigate how their difficulty relates to regression and identify scenarios in which we can actually attain rates that match those of standard nonparametric regression. A particularly interesting result of this investigation is that our debiased plug-in estimators in coarsening at random problems can achieve oracle rates whenever sufficient information about the coarsening mechanism or other parts of the problem is available, which means that incorporating domain knowledge into machine learning can substantially lower the bar on data requirements. We also illustrate our findings in a simulation study on treatment effect estimation.

3. **Statistical machine learning:** We use these ideas to propose two very general learning algorithms for estimation of infinite-dimensional target parameters from observed data using ‘off-the-shelf’ machine learning methods. The first – the ‘IF-learner’ – estimates full target functions using our approximation of the EIF, without the ability to perform inference unless further assumptions are made. While it is motivated from the perspective of high-dimensional plug-in bias correction, this algorithm can also be seen as a generalization of Kennedy (2020)’s CATE estimator to a much broader class of target parameters. The second – the ‘Group-IF-learner’ – only approximates target functions coarsely but allows to perform inference on this approximation by grouping observations into data-adaptively determined heterogeneity groups. This algorithm combines an algorithm proposed by Chernozhukov et al. (2018b) with ideas from semiparametric statistics. We hope that these very general algorithms can serve as templates for many problems of practical interest, in particular for problems with coarsening at random structure. Therefore, we also release a ‘sklearn-style’ python implementation of our algorithms<sup>1</sup>.

**Structure of the paper** We proceed as follows: In the following section we describe the problem setting that we consider and give an outlook on our approach. Sections 3 and 4 are very theoretical in nature, and are intended to anchor our proposals in classical ideas from semiparametric statistics. Nonetheless, we give specific examples throughout to highlight practical implications. In Section 3 we briefly review key concepts from semiparametric statistics that are necessary for general understanding of the origins of our proposals.

---

<sup>1</sup>A preliminary version is available at <https://github.com/AliciaCurth/IF-learn>

Section 4 presents our key theoretical arguments, and highlights some first implications of combining our proposals with existing theoretical results. Sections 5 and 6 are more applied in nature: Section 5 constructs the proposed learning algorithms, and Section 6 contains a simulation study on estimation of different causal parameters. Section 7 concludes and highlights avenues of future research within our framework. Figure 1 serves as an overview and guides the reader through the different parts of this paper.

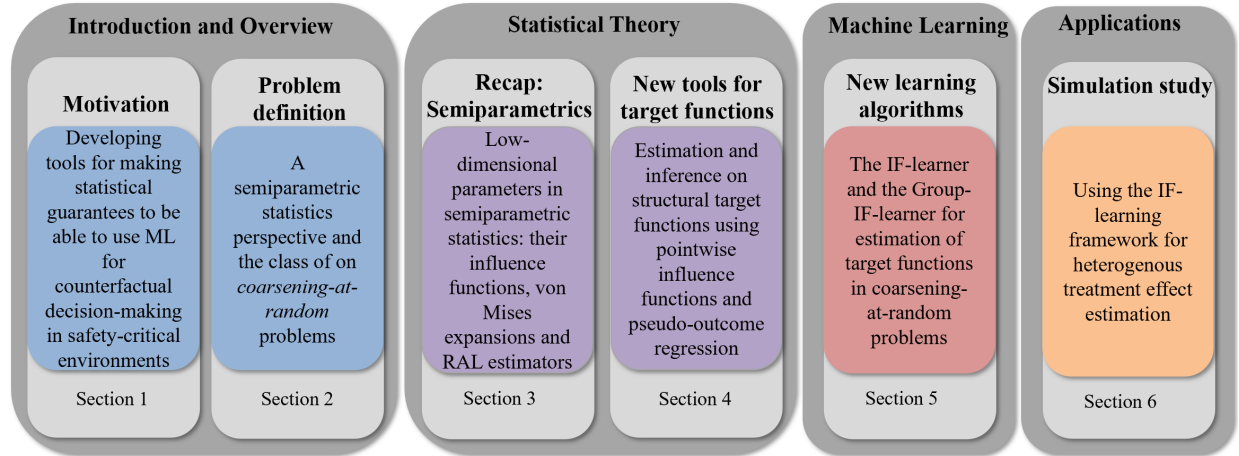


Figure 1: Overview and guide through the discussion in this paper

## 2 Problem definition and outlook

We discuss a very general problem setting covering many problems of interest in fields such as biostatistics and econometrics. By preserving this generality we can cover both well-studied standard problems, such as inference on a conditional mean on the one hand, and more intricate problems, such as treatment effect estimation, estimation under missing data and censoring, on the other. Throughout, we give examples to illustrate otherwise abstract concepts, with a focus on treatment effect estimation, the main motivating example of this paper. In this section, we first characterise the class of problems we are most interested in, then formalise our theoretical framework and finally give an outlook on our proposed approach.

## 2.1 Problem definition

Generally, we assume that we observe a sample of size  $n$  of observations  $O \sim \mathbb{P}_0 \in \mathcal{P}$ , where  $O$  usually contains some  $d$ -dimensional covariate information  $X \in \mathcal{X}$ , some outcome information  $Y^* \in \mathcal{Y}$  and possibly other variables (see below). The statistical model  $\mathbb{P}_0$  is an element of  $\mathcal{P}$ , which – without further restrictions – contains all probability distributions over  $O$  inducing a nonparametric estimation problem, and can be transformed to a proper semiparametric problem by imposing restrictions on its elements (usually guided by domain knowledge on data-generating processes). Our target parameter is an infinite-dimensional functional  $\psi \equiv \psi(\mathbb{P}_0)$  of the underlying statistical model  $\mathbb{P}_0$ , most often a function of the form  $\psi(\cdot) \equiv \psi(\mathbb{P}_0)(\cdot) : \mathcal{X} \rightarrow \mathbb{R}$ .

In the class of *coarsening at random* problems we are most interested in, we assume some additional structure (Rubin and van der Laan, 2008b). We assume that there exists a true underlying statistical model  $F_0 \in \mathcal{F}$  generating data  $Z = (Y^*, X)$ .  $Y^*$  denotes a (possibly multivariate) outcome variable, and  $X \in \mathcal{X} \subset \mathbb{R}^d$  contains characteristics associated with an observation. Within this model, our interest lies in making inferences on a structural target function,  $\psi : \mathcal{X} \rightarrow \mathbb{R}$ , of the form

$$\psi(x) = \mathbb{E}_{F_0}[h(Y^*)|X = x] \tag{1}$$

i.e. the conditional expectation of a function  $h(\cdot)$  of the outcome variable  $Y^*$ .

In most scenarios of main interest, we do not fully observe  $Y^*$ , but instead obtain information only on a coarsened variable  $Y = \mathcal{C}(Y^*, C)$ . Here,  $C$  is a coarsening variable determining what we observe and the mapping  $\mathcal{C}$  is deterministic. Such coarsening mechanisms are prevalent in settings involving, for example, counterfactual inference, missing data or censoring. In high information settings (e.g. learning from experimental data), we assume that the stochastic coarsening mechanism  $C|X \sim G_0(\cdot)$  is known or easily estimable, while in low information settings (e.g. learning from observational data) we leave it completely unspecified.

Thus, instead of  $\{Z_i\}_{i=1}^n = \{(Y_i^*, X_i)\}_{i=1}^n$  we observe a random sample  $\{O_i\}_{i=1}^n = \{(Y_i, X_i, C_i)\}_{i=1}^n$ , where  $Y_i$  is the observed coarsened variable (and hence could also contain *no* information), drawn i.i.d. from a probability distribution  $O \sim \mathbb{P}_0(\cdot) = \mathbb{P}_{F_0, G_0}(\cdot)$ , determined by the statistical model  $F_0$  and the coarsening mechanism  $G_0$ . While we do not

observe  $Y^*$ , we make the assumption that we can nonetheless *identify*  $\psi(x)$  from the observed data. We thus consider problems in which we can construct signals  $\tilde{Y} = f(O)$ , such that  $\mathbb{E}_{\mathbb{P}_0}[\tilde{Y}|X = x] = \psi(x)$  (at least asymptotically). Fortunately, as discussed above, once identification of the target parameter is guaranteed, all remaining problems are statistical in nature and concern only estimation of the target.

Below, we give some examples to illustrate typical target parameters with such structure. We begin with standard regression and classification problems, because they are trivial examples of coarsening at random problems (*no coarsening*). Further, the main motivating example in this paper, which is also discussed in more depth in section 6, is discovering evidence for heterogeneous treatment effects from experimental and observational studies. We maintain this example throughout as it is not only well-known and of high interest in many communities but also allows us to highlight the value of having knowledge of the coarsening mechanism (here: treatment assignment mechanism). Finally, we give two more examples that we will not treat in detail but present to illustrate the breadth of problems this framework can cover.

**Example 2.1** (Conditional means in standard regression and binary classification). *The most simple example for a target function is the conditional mean  $\psi(x) = \mathbb{E}_{\mathbb{P}_0}[Y|X = x]$  in nonparametric regression, making no assumptions on the data-generating process. Here,  $O_i = Z_i = (Y_i, X_i)$ , since there is no coarsening, i.e.  $h(Y^*) = Y$  and  $\tilde{Y} = Y$ . The same holds for the conditional success probability  $\psi(x) = \mathbb{P}_0(Y = 1|X = x) = \mathbb{E}_{\mathbb{P}_0}[\mathbb{1}\{Y = 1\}|X = x]$ , the target parameter in binary classification.*

**Example 2.2** (Motivating example: Conditional average treatment effects). *Given a binary treatment  $W \in \{0, 1\}$ , assigned according to propensity score  $\pi(x) = \mathbb{P}_0(W = 1|X = x)$  – which is assumed known in experimental settings – we are interested in an individualised treatment effect: the difference between the potential outcomes  $Y_i(0)$  if individual  $i$  does not receive treatment ( $W_i = 0$ ) and  $Y_i(1)$  if treatment is administered ( $W_i = 1$ ). If we had access to both potential outcomes, then the individual treatment effect  $Y_i(1) - Y_i(0)$  would be a natural outcome of interest. However, by the fundamental problem of causal inference, we only ever observe one of the two potential outcomes. Therefore, the majority of existing literature focuses on the conditional average treatment effect (CATE),  $\tau(x) = \mathbb{E}_{\mathbb{P}_0}[Y(1) - Y(0)|X = x]$ , the expected treatment effect for an individual with covariate values  $X = x$ .*

In this case,  $Y^* = (Y(0), Y(1))$ ,  $h(Y^*) = Y(1) - Y(0)$  and  $\psi(x) = \tau(x)$ . We observe only  $Y = WY(1) + (1 - W)Y(0)$ , the potential outcome associated with the received treatment, so the treatment indicator  $W$  acts as the coarsening variable  $C$ . Under some additional assumptions (discussed in section 6), we can construct an unbiased Horvitz-Thompson-type signal  $\tilde{Y} = (\frac{W}{\pi(X)} - \frac{(1-W)}{1-\pi(X)})Y$  (Horvitz and Thompson, 1952) for the estimand of interest from the observed data – which, as we will illustrate later, is not the best way of estimating the CATE.

**Example 2.3** (Other causal parameters). While much of the causal inference literature in machine learning concentrates on (C)ATE, it is not actually the only parameter of practical interest (Rubin and van der Laan, 2008b). For example, if we let  $\mu_0(x)$  and  $\mu_1(x)$  denote the expected values of the potential outcomes, and the potential outcomes are binary, i.e.  $Y(w) \in \{0, 1\}$ , then the relative risk  $f_{RR}(\mu_0(x), \mu_1(x)) = \frac{\mu_1(x)}{\mu_0(x)}$  or the odds ratio  $f_{OR}(\mu_0(x), \mu_1(x)) = \frac{\mu_1(x)}{1-\mu_1(x)} / \frac{\mu_0(x)}{1-\mu_0(x)}$  are often the parameters of natural interest in Randomized Control Trials (RCTs).

**Example 2.4** (Conditional expectations when outcomes are missing at random). Another well-known example of coarsening at random is that of missing outcome data (e.g. in a clinical trial). Here, we observe  $O_i = (A_i Y_i, A_i, X_i)$ , where  $A_i \in \{0, 1\}$  is a missingness indicator and  $Z_i = (Y_i, X_i)$ . If we know that data is missing at random, i.e. the probability of missingness  $\pi(x) = \mathbb{P}_0(A = 1 | X = x)$  is determined only by covariate information, then  $\psi(x) = \mathbb{E}_{\mathbb{P}_0}[Y | A = 1, X = x]$ , the expected outcome of those subjects with missing data, would be the functional of interest. Clearly, this problem has a structure very similar to that of treatment effect estimation, and also admits a Horvitz-Thompson-type signal  $\tilde{Y}$ . A similar argument holds also for the expected outcome value of censored outcomes.

## 2.2 Theoretical framework

We approach the problem from a semiparametric statistics viewpoint, because we wish to make little to no assumptions on the data generating distribution  $\mathbb{P}_0$ , which in reality could be arbitrarily complex. We wish to impose (parametric) restrictions only when we are sure that they are a feature of the underlying problem – which could be the case if domain knowledge on the problem at hand is available. Our interest in  $\mathbb{P}_0$  is purely motivated by the target functional  $\psi = \psi(\mathbb{P}_0)$  – all other components of  $\mathbb{P}_0$  are *nuisance parameters* to

us. Some of these nuisance parameters are more important for estimation of  $\psi$  than others, sometimes we refer to those parameters that are needed for (efficient) inference on  $\psi$  as  $Q \equiv Q(\mathbb{P}_0)$ . For example,  $Q$  often includes parameters such as conditional mean functions and coarsening probabilities, while the distribution of zero-mean error terms can often be completely ignored.

In classical semiparametric statistics, the target parameter is typically very low-dimensional – e.g. a one-dimensional population average such as the average treatment effect. In stark contrast to this, recall that our target parameter is itself a function  $\psi : \mathcal{X} \rightarrow \mathbb{R}$  and hence infinite-dimensional. We assume continuous covariates throughout, yet our approach is also of practical use if covariates are discrete but high dimensional. In the settings that we consider,  $\Psi = \mathbb{E}_{X \sim \mathbb{P}_0}[\psi(X)]$ , the population average of our target parameters, has been well-studied. Estimation of and inference on  $\psi$  itself is still very much a topic of active research.

There are some fundamental limits to what we can achieve in terms of estimating  $\psi$  using frequentist non- or semiparametric statistics. Even in arguably the simplest setting, assumption-free nonparametric regression (i.e. no coarsening), Chernozhukov et al. (2018b) point out that the minimax rate of convergence of nonparametric regression is  $n^{\frac{-p}{2p+d}}$  (Stone, 1980), where  $p$  is the number of continuous and bounded derivatives of the function  $f(x)$  we are trying to learn and  $d$  is the dimension of  $x$ . Thus, for fixed  $p$  and  $d$  small but increasing with  $n$ , e.g.  $d \geq \log(n)$ , there exists no minimax consistent estimator of  $f(x)$  in general (Chernozhukov et al., 2018b). Further, the minimax rate makes clear that the finite sample performance of nonparametric estimators deteriorates rapidly with increasing dimension  $d$  for  $n$  fixed. Inference on generic nonparametric function estimates is even more difficult – in fact, adaptive confidence sets do not exist even for low dimensional nonparametric problems (Genovese et al., 2008), as bias tends to dominate sampling error (Chernozhukov et al., 2018b).

Motivated by these ideas, we aim to characterise the limits of estimating general structural target functions  $\psi(x)$  using generic nonparametric machine learning methods with minimax performance guarantees, and use our findings to construct learning algorithms that are of practical value to applied researchers.

## 2.3 Outlook: IF-learning

The fundamental limits of nonparametric regression discussed above highlight that we have to prioritize between different goals: we cannot have the ability to estimate entire functions, the ability to perform inference on entire functions, the ability to consider high-dimensional data, and the ability to make no assumptions all simultaneously. As we illustrated in the introduction, which of these abilities we are willing to give up may highly depend on the context. For example, when estimating treatment effects of new drugs in RCTs with small sample sizes, it might be much more important to retain the ability to perform valid statistical inference than to make individualised treatment recommendations, while the opposite may be true when building an in-hospital decision support system for daily practice trained on a large observational data set.

In this paper, we develop a new statistical machine learning framework we call ‘IF-learning’, relying on EIFs in their capacity to enable plug-in bias removal and efficient estimation, which we exploit to facilitate estimation and inference on high-dimensional parameters using generic machine learning methods. Within this framework, we propose two first learning algorithms that consider the two natural settings outlined above. The two settings – access to experimental and observational data – differ not only in the amount of available data (sample size), but also in the amount of information available to the statistician: In experimental settings, some features of underlying the statistical model  $\mathbb{P}_0$  are more likely to be *known*, transforming fully nonparametric problems to proper semiparametric problems. For example, in RCTs the exact propensity score may be known, which is less likely to be the case in observational studies. In section 5 we therefore propose one learning algorithm for each setting:

1. The ‘IF-learner’ for low-information, high sample size settings, in which we have access to large amounts of possibly low-quality data (e.g. unknown extent of selection on observables in treatment effect estimation), and rely on the assumption that the data-set is large enough such that finite sample bias is negligible. The proposed learning algorithm, the ‘IF-learner’ outputs an estimate of a full function that allows for individualised predictions – for which statistical guarantees cannot be given beyond a minimax convergence rate, unless stricter assumptions are made. In this setting, we are bound to using data-sets that are not ‘too high-dimensional’, i.e.  $d < \log(n)$ .



2. The ‘Group-IF-learner’ for high-information, low sample size settings, in which we have access to small amounts of high-quality data, e.g. from a RCT in which propensity scores are *known*. There, we cannot rely on asymptotic rate results only, however, due to information on e.g. selection mechanisms, we can obtain unbiased estimates for which standard inference is possible if we focus on a lower-dimensional approximation of our target. This algorithm outputs group-averaged target estimates with standard confidence intervals for data-adaptively determined heterogeneity groups.

To enable consistent estimation of high-dimensional functionals in settings where not all data is observed, we first need to develop simple strategies for plug-in bias removal based on pseudo-outcome regression. This is the main focus in the theoretical part of this paper (Sections 3 and 4). We also rely on semiparametric efficiency theory to construct estimators that are approximately pointwise efficient. For both, we make heavy use of the efficient influence functions of target parameters, a concept that we will define in the following section.

### 3 Theoretical background: Semiparametric plug-in estimation

We begin by briefly reviewing key concepts and strategies used in semiparametric statistics to construct estimates of low-dimensional target parameters. In the remainder of this paper, we will build on and generalise these ideas to high-dimensional target parameters. We refer the reader to van der Vaart (2014), Kennedy (2016), Kennedy (2019) and Fisher and Kennedy (2020) for excellent introductions to influence functions and related concepts, and how these arise in semiparametric statistics. For more exhaustive treatment of existing approaches in semiparametric statistics, tailored mainly to applications in biostatistics, we refer to Tsiatis (2007), van der Laan and Robins (2003) and van der Laan and Rose (2011).

The concepts of main interest in this paper are the influence functions (IFs) and, in particular, the efficient influence function (EIF) of a target parameter. Influence functions arise naturally in multiple areas of statistics, most prominently in the area of robust statistics, where the *influence function of an estimator* originally measures the robustness of an estimator to outliers (Hampel, 1986). This is *not* the use case of interest for influence

functions in this paper. Instead, we build on *influence functions of target parameters* as they are used in semiparametric statistics, namely in the context of (i) plug-in estimation and plug-in bias correction and (ii) characterisation of asymptotically efficient estimators. We will first introduce influence functions generally, and then discuss these two aspects in turn. As is standard in most of the literature, unless stated otherwise, we will assume in this section the one-dimensional problem in which our target is a population average  $\Psi \equiv \Psi(\mathbb{P}_0) = \mathbb{E}_{X \sim \mathbb{P}_0}[\psi(X)]$ .

### 3.1 Influence functions

It is beyond the scope of this paper to explain how IFs were originally derived using tangent spaces, for a comprehensive introduction we refer to Tsiatis (2007). Instead, we give an intuitive introduction relating IFs of statistical parameters to derivatives of analytical functions, inspired by the discussion in Fisher and Kennedy (2020).

For a distribution  $\mathbb{P}$  with density  $p$  we can define a distribution  $\mathbb{P}_\epsilon$  with density  $p_\epsilon$  given by

$$p_\epsilon(o) = (1 - \epsilon)p(o) + \epsilon\tilde{p}(o) \quad (2)$$

with  $\tilde{p}(o)$  the density of another distribution  $\tilde{\mathbb{P}}$  and  $\epsilon$  small. Since our target parameter  $\Psi(\mathbb{P})$  is a functional of a distribution, we can use  $\mathbb{P}_\epsilon$  to evaluate the sensitivity of our target  $\Psi$  to small changes along a path  $\{\mathbb{P}_\epsilon\}_{\epsilon \in [0,1]}$  where  $\epsilon$  at the end points 0 and 1 reduces  $\mathbb{P}_\epsilon$  to the original distributions  $\mathbb{P}$  and  $\tilde{\mathbb{P}}$ , respectively.

Now assume we have a given *plug-in* model  $\tilde{\mathbb{P}}$  for  $\mathbb{P}$  and we would like to use the intuition of the path along small changes  $\epsilon$  defined above to correct the bias induced by evaluating  $\Psi$  at the *wrong* distribution  $\tilde{\mathbb{P}}$  instead of  $\mathbb{P}$ . If  $\Psi$  was an analytical function, we would do so by using a Newton-Raphson step or a first-order Taylor-expansion. It turns out that plug-in bias correction for functionals can be handled using the exact same idea, and we only need a functional generalization of a derivative to essentially use the same procedures. This is the IF.

**Definition 1** (Influence Function (adapted from Fisher and Kennedy (2020))). *For a given functional  $\Psi$ , an influence function for  $\Psi$  is any function  $\dot{\Psi}$  satisfying*

$$\left. \frac{\partial \Psi(\mathbb{P} + \epsilon(\tilde{\mathbb{P}} - \mathbb{P}))}{\partial \epsilon} \right|_{\epsilon=0} = \int \dot{\Psi}(O, \mathbb{P})(d\tilde{\mathbb{P}} - d\mathbb{P}) \quad (3)$$

and

$$\int \dot{\Psi}(O, \mathbb{P}) d\mathbb{P} = \int (D_{\Psi, \mathbb{P}}(O) - \Psi) d\mathbb{P} = 0 \quad (4)$$

Property (4) implies that the *uncentered* influence function  $D_{\Psi, \mathbb{P}}(O)$  is unbiased for  $\Psi$ , i.e. that  $\int D_{\Psi, \mathbb{P}}(O) d\mathbb{P} = \Psi$ . This property is the basis for the construction of regular and asymptotically linear (RAL) estimators based on influence functions in semiparametric statistics (see section 3.3).  $\dot{\Psi}$  need not be unique – if restrictions are placed on the underlying model the number of influence functions is infinite. In fully nonparametric problems, the influence function is unique (if it exists) and is referred to as the *efficient influence function* because it can be used to construct the most efficient unbiased semiparametric RAL estimator of  $\Psi$ . Because of this property, we will *only* consider efficient IFs (EIFs) in this paper, and sometimes drop the term efficient for brevity. Finally, by extension of the intuition of derivatives of analytical functions, many of the standard rules of calculus such as the chain- and product rules hold for influence calculus, implying that influence functions for some seemingly complex parameters can be built up from simple building blocks. The simulation study contained in section 6 will highlight one such example.

Unfortunately, infinite-dimensional parameters in nonparametric models, e.g. parameters that arise as functions of *continuous* inputs, are not pathwise differentiable and hence their IFs do not exist, which – as we will highlight in section 4.1 – is tied to the intuition that singletons are not measurable (van der Laan et al., 2018). Therefore, IFs are not defined for our problems of interest – a topic we revisit in section 4.1. Before we move on, we give two important examples of influence functions that we will use throughout this paper.

**Example 3.1** (EIF of the mean). *In generic (unrestricted) nonparametric regression ( $\psi(x) = \mathbb{E}_{\mathbb{P}}[Y|X = x]$ ), the efficient influence function of  $\Psi$  is  $\dot{\Psi}(O; \mathbb{P}) = Y - \Psi$ . That is  $D_{\Psi, \mathbb{P}}(O) = Y$  is independent of nuisance parameters.*

**Example 3.2** (EIF of the average treatment effect). *For the average treatment effect,  $\Psi = \mathbb{E}_{X \sim \mathbb{P}}[\tau(X)]$ , the uncentered efficient influence function is given by*

$$D_{\Psi, \mathbb{P}}(O) = \left( \frac{W}{\pi(X)} - \frac{(1-W)}{1-\pi(X)} \right) Y + \left[ \left( 1 - \frac{W}{\pi(X)} \right) \mu_1(x) - \left( 1 - \frac{1-W}{1-\pi(X)} \right) \mu_0(x) \right]$$

with  $\mu_w(x) = \mathbb{E}_{\mathbb{P}}[Y(w)|X = x] = \mathbb{E}_{\mathbb{P}}[Y|W = w, X = x]$ ,  $w \in \{0, 1\}$ . This has the same

form as the well-known augmented inverse propensity weighted (AIPW) estimator (Robins and Rotnitzky, 1995).

### 3.2 Plug-in estimation and correcting for plug-in bias

IFs naturally arise in the context of bias-correction in *plug-in* estimation. Plug-in estimation exploits that  $\Psi$  is a *functional* mapping a statistical model  $\mathbb{P} \in \mathcal{P}$  to  $\Psi(\mathbb{P}) \in \mathbb{R}$ . If we can construct an estimator  $\hat{\mathbb{P}}$  of  $\mathbb{P}_0$  from a sample  $\mathcal{D} = \{O_i\}_{i=1}^n \sim \mathbb{P}_0$ , we can estimate  $\Psi(\mathbb{P}_0)$  by  $\Psi(\hat{\mathbb{P}})$ . Unfortunately, such plug-in estimators often inherit considerable first-order bias from the nonparametric estimators  $\hat{Q}$  contained in  $\hat{\mathbb{P}}$ , i.e. the estimators for high-dimensional nuisance parameters  $Q(\mathbb{P}_0)$  needed for estimation of  $\Psi$ . Intuitively, this is the case because  $\hat{\mathbb{P}}$  is often not well-targeted towards estimating  $\Psi$  optimally, and instead overfits while estimating the components  $Q(\mathbb{P}_0)$ . Since  $\Psi(\mathbb{P}_0)$  and  $\Psi(\hat{\mathbb{P}})$  are evaluations of *the same functional* at different inputs, we can conceptualise this bias using a generalisation of the Taylor expansion to functionals, the von Mises expansion of  $\Psi(\mathbb{P})$ :

$$\Psi(\hat{\mathbb{P}}) - \Psi(\mathbb{P}_0) = \int \dot{\Psi}(O; \hat{\mathbb{P}}) d(\hat{\mathbb{P}} - \mathbb{P}_0) + R_2(\hat{\mathbb{P}}, \mathbb{P}_0) = - \int \dot{\Psi}(O; \hat{\mathbb{P}}) d\mathbb{P}_0 + R_2(\hat{\mathbb{P}}, \mathbb{P}_0) \quad (5)$$

where  $R_2$  is a second order remainder. If it exists, the EIF discussed in the previous section satisfies (5), so we will generally consider  $\dot{\Psi}(O; \mathbb{P}) = D_{\Psi, \mathbb{P}}(O) - \Psi$ . Equation (5) suggests that we can approximately remove the first-order bias by using the following adjusted estimator:

$$\tilde{\Psi}(\hat{\mathbb{P}}) = \Psi(\hat{\mathbb{P}}) + \frac{1}{n} \sum_{i=1}^n \dot{\Psi}(O_i; \hat{\mathbb{P}}) = \frac{1}{n} \sum_{i=1}^n D_{\Psi, \hat{\mathbb{P}}}(O_i) \quad (6)$$

where the second equation follows from  $\dot{\Psi}(O, \hat{\mathbb{P}}) = D_{\Psi, \hat{\mathbb{P}}}(O) - \Psi(\hat{\mathbb{P}})$ .

**Remark 3.1** (Higher-order bias adjustment). *Here, we consider only first order bias adjustment. If the second-order remainder  $R_2$  decays too slowly, we can do better in theory by also using higher-order influence functions (Robins et al., 2008) which generalise higher-order Taylor expansions. In practice, higher-order influence functions, while correcting for higher-order bias, can also add substantial variance in finite samples (van der Vaart, 2014).*

### 3.3 Inference on plug-in estimators

From equation (5) and (6) it becomes obvious that we can write the plug-in bias-adjusted estimator  $\tilde{\Psi}$  as a regular asymptotically linear (RAL) estimator<sup>2</sup> obtained from a sample of size  $n$ , i.e.

$$\sqrt{n}(\tilde{\Psi}(\hat{\mathbb{P}}) - \Psi(\mathbb{P}_0)) = \frac{1}{\sqrt{n}} \sum_{i=1}^n (D_{\Psi, \hat{\mathbb{P}}}(O_i) - \Psi(\mathbb{P}_0)) + o_{\mathbb{P}_0}(1) \quad (7)$$

if (i)  $\sqrt{n}R_2(\hat{\mathbb{P}}, \mathbb{P}_0)$  is negligible ( $o_{\mathbb{P}_0}(1)$ ) and (ii) the finite sample bias induced in  $\Psi$  by approximating  $\mathbb{P}_0$  with  $\hat{\mathbb{P}}$  is negligible. (i) can be achieved if  $O_{\mathbb{P}_0}(R_2(\hat{\mathbb{P}}, \mathbb{P}_0)) = n^{-1/2}$ , whereas (ii) needs that  $\tilde{\Psi}(\hat{\mathbb{P}})$  is fit on an independent sample to that used for estimating  $\hat{\mathbb{P}}$  (unless we are restricting our attention to model classes  $\mathcal{P}$  that are Donsker) *and* that  $\Psi(\hat{\mathbb{P}})$  is consistent for  $\Psi(\mathbb{P}_0)$  in l2-norm. If these conditions hold, then  $\tilde{\Psi}(\hat{\mathbb{P}})$  is asymptotically unbiased and  $\sqrt{n}(\tilde{\Psi}(\hat{\mathbb{P}}) - \Psi(\mathbb{P}_0))$  is asymptotically normal with mean zero and minimum attainable variance (the semiparametric equivalent of the parametric Cramer-Rao Lower bound).

## 4 Efficient estimation and inference on structural target functions

In this section, we first introduce our main theoretical contributions: developing the concept of a pointwise uncentered EIF when the true IF does not exist, and characterising assumptions necessary to learn it from data. Then, we compare our proposal to approaches in related literature, and finally provide a theoretical analysis leveraging existing results from semiparametric statistics.

### 4.1 A replacement for the true influence function

This paper is based on the following, very intuitive idea: Although the efficient influence function (EIF) does not exist for infinite-dimensional target parameters (van der Laan

---

<sup>2</sup>While the sum in the RHS of (7) illustrates why such estimators are referred to as asymptotically linear, it is beyond the scope of this paper to discuss regularity of estimators. We refer the reader to e.g. Tsiatis (2007) for an introduction to regular estimators.

et al., 2018), we propose to construct a ‘replacement’ pointwise EIF using the intuition of limits over EIFs of parameters which are pathwise differentiable. Throughout, we will use only the *uncentered* EIF  $D_{\Psi, \mathbb{P}}$  but will often refer to it as EIF for brevity.

To illustrate our idea (and for the grouping-based learning algorithm discussed in section 5.2), we begin by characterising the EIF and efficient estimators of partition-based group-averaged targets. We loosely define a (fixed) partition of the input space  $\mathcal{X}$  as  $\pi = \{A_k^\pi \subset \mathcal{X} : A_k^\pi \cap A_j^\pi = \emptyset \forall k \neq j, \cup_{k=1}^{K^\pi} A_k^\pi = \mathcal{X}\}$  for some  $K^\pi \geq 1$  and, for ease of exposition, let  $\pi$  be any type of connected partition, e.g. those consisting of voronoi cells.

We first characterise the semiparametrically efficient estimator of the target within the  $k^{\text{th}}$  cell of our partition,  $\Psi_k^\pi = \mathbb{E}_{\mathbb{P}_0}[\psi(x)|x \in A_k^\pi]$ .

**Proposition 1** (Efficient estimator for group-averaged target parameters). *If*

$\hat{\Psi} = \frac{1}{n} \sum_{i=1}^n D_{\Psi, \hat{\mathbb{P}}}(O_i)$  *is the asymptotically efficient estimator for the population mean*  $\Psi(\mathbb{P}) = \mathbb{E}_{\mathbb{P}}[\psi(x)]$  *based on the efficient influence function of the form*  $D_{\Psi, \mathbb{P}}(O) - \Psi(\mathbb{P})$ , *then*  $\hat{\Psi}_k^\pi = \frac{1}{|\{i: X_i \in A_k^\pi\}|} \sum_{i: X_i \in A_k^\pi} D_{\Psi, \hat{\mathbb{P}}}(O_i)$  *is the efficient estimator for*  $\Psi_k^\pi$ .

*Proof.* The proof is very straightforward and can be obtained using either influence function calculus or by contradiction using the efficient estimator of the population average of  $\psi$ . We state both proofs in Appendix C.1, since they motivated much of this paper.  $\square$

Based on this result, we can construct a target parameter that is arbitrarily close to  $\psi(x)$  but for which both the EIF and a RAL efficient estimator do exist. For any  $x \in \mathcal{X}$ , if we define a sequence of cells  $A_x^\epsilon = [x - \epsilon, x + \epsilon]$ , indexed by  $\epsilon > 0$ , the EIF of the target parameter  $\Psi_{x, \epsilon} = \mathbb{E}_{\mathbb{P}_0}[\psi(x)|x \in A_x^\epsilon]$  does exist for all  $\epsilon > 0$  and the uncentered EIF is given by

$$D_{A_x^\epsilon, \mathbb{P}_0}(O) = \frac{\mathbb{1}\{X \in A_x^\epsilon\}}{\mathbb{P}_0(X \in A_x^\epsilon)} D_{\Psi, \mathbb{P}_0}(O) \quad (8)$$

resulting in efficient estimator  $\hat{\Psi}_{x, \epsilon} = \frac{1}{|\{i: X_i \in A_x^\epsilon\}|} \sum_{i: X_i \in A_x^\epsilon} D_{\Psi, \hat{\mathbb{P}}}(O_i)$ .

As we let  $\epsilon$  go to zero, the pointwise limit of the EIF is undefined since the term  $\frac{\mathbb{1}\{X \in A_x^\epsilon\}}{\mathbb{P}_0(X \in A_x^\epsilon)}$  in (8) is not well-behaved – because singletons are not  $\mathbb{P}_0$ -measurable. However, the efficient estimator  $\hat{\Psi}_{x, \epsilon}$  does have a pointwise limit if  $\exists i \in \{1, \dots, n\} : X_i = x$  which is  $\hat{\Psi}_{x, 0} = \frac{1}{|\{i: X_i = x\}|} \sum_{i: X_i = x} D_{\Psi, \hat{\mathbb{P}}}(O_i)$  (and is undefined otherwise). Further, since estimators based on the uncentered influence function are unbiased for their target, this indicates that, if there is a value  $X_i \in \{1, \dots, n\} : X_i = x$  in our data-set, and if  $\mathbb{P}_0$  is known, then

$\mathbb{E}_{\mathbb{P}_0}[\hat{\Psi}_{x,0}] = \mathbb{E}_{\mathbb{P}_0}[D_{\Psi,\mathbb{P}_0}(O)|X = x] = \psi(x)$ . This naturally leads to the idea to construct an approximate pointwise EIF as a theoretical tool to enable efficient estimation and plug-in debiasing of target functions<sup>3</sup>. We define it as follows:

**Definition 2** (Pointwise uncentered efficient influence function). *We define a function  $D_{\psi(x),\mathbb{P}}(O) : x \mapsto \mathbb{R}$  to be the pointwise uncentered efficient influence function for  $\psi(x)$  (where  $\psi \equiv \psi(\mathbb{P})$  and  $\psi(x) : \mathcal{X} \rightarrow \mathbb{R}$  is a function of continuous inputs  $X \in \mathcal{X} \subset \mathbb{R}^d$ ) if it can be written using the uncentered efficient influence function  $D_{\Psi,\mathbb{P}}(O)$  of the population average  $\Psi(\mathbb{P}) = \mathbb{E}_{X \sim \mathbb{P}}[\psi(X)]$ , as*

$$D_{\psi(x),\mathbb{P}}(O) := \delta(X - x)D_{\Psi,\mathbb{P}}(O) \tag{9}$$

with  $\delta$  the delta function. This has the immediate consequence that  $D_{\psi(x),\mathbb{P}}(O)$  is also unbiased for  $\psi(x)$  since:

$$\mathbb{E}_{\mathbb{P}}[D_{\psi(x),\mathbb{P}}(O)] = \mathbb{E}_{\mathbb{P}}[D_{\Psi,\mathbb{P}}(O)|X = x] = \psi(x) \tag{10}$$

This definition thus replaces Definition 1 given in Section 3.1 (which holds only for finite-dimensional parameters) in the case of infinite-dimensional target parameters. If we had oracle knowledge of  $\mathbb{P}_0$ , we could use this idea to construct  $\psi(x)$  by pointwise estimation. However, the pointwise efficient estimator which estimates  $\mathbb{E}[D_{\psi(x),\mathbb{P}_0}(O)]$  by the empirical average  $\hat{\Psi}_x = \frac{1}{|\{i: X_i = x\}|} \sum_{i: X_i = x} D_{\Psi,\mathbb{P}_0}(O_i)$  over all observations with  $X_i = x$  clearly is not feasible if  $X$  is continuous. This can even be the case if Definition 1 holds – namely when  $X$  is discrete but high dimensional. However, we can leverage ideas from nonparametric statistics and machine learning to *learn* the pointwise expected value from data – if we could evaluate the analytical form  $D_{\Psi,\mathbb{P}_0}(O)$  for each point in our data-set and regress it on  $X$ , we could approximate its pointwise expected value,  $\psi(x)$  itself, by using standard nonparametric regression methods.

Below, we show that approximating the expected value of the pointwise EIF using nonparametric regression is not only intuitively appealing, but also mathematically reasonable – because we can estimate the expected value of this function in finite samples under the same conditions necessary to estimate  $\psi(x)$  itself from the data. This means that, in an

---

<sup>3</sup>Here, we consider only the use of the EIF in the semiparametric statistics sense. We do not propose using this pointwise EIF as EIFs are used in robust statistics.

oracle setting, our approach requires no assumptions that the statistician was not originally willing to make to estimate  $\psi(x)$  itself. For example, if one assumes that the parameter of interest can be estimated at nonparametric minimax rates, then so can the expected value of our pointwise uncentered EIF, and the same argument holds for faster rates.

**Theorem 1** (Learning the expected value of the pointwise uncentered efficient influence function). *Given access to an oracle with knowledge of the true  $\mathbb{P}_0$  and a learning algorithm  $\mathcal{A}$ , we can learn the expected value of  $D_{\psi(x), \mathbb{P}_0}(O)$  from data at the minimax rate associated with  $\mathcal{A}$  under no additional assumptions than the standard assumptions associated with simple regression using  $\mathcal{A}$ .*

*If  $\mathcal{A}$  is a generic nonparametric regression estimator, and  $\psi(x)$  is  $p$ -smooth, then, under the standard regularity conditions (sketched in appendix C.2), the minimax convergence rate of this oracle regression is Stone (1980)'s minimax rate  $n^{-p/(2p+d)}$ .*

*Proof.* Since  $\mathbb{E}_{\mathbb{P}_0}[D_{\psi(x), \mathbb{P}_0}(O)] = \mathbb{E}_{\mathbb{P}_0}[D_{\Psi, \mathbb{P}_0}(O)|X = x] = \psi(x)$ , and we are in an oracle setting, i.e. have knowledge of the model  $\mathbb{P}_0$ , we can evaluate the component  $D_{\Psi, \mathbb{P}_0}(O_i)$  of  $D_{\psi(x), \mathbb{P}_0}(O_i)$  from data whenever we have an observation  $O_i$  for which  $X_i = x$ . Therefore, we can think of  $D_{\Psi} \equiv D_{\Psi, \mathbb{P}_0}(O)$  as a pseudo-outcome in nonparametric regression with conditional mean  $\psi(x)$  and some random error. Thus, if we assume that  $\psi(x)$  is sufficiently regular to be estimable from the data using regression methods  $\mathcal{A}$ , then it must be possible to do so using the ‘canonical’ pseudo-outcome  $D_{\Psi}$ .

For generic nonparametric regression, the assumptions that need to be placed on the underlying statistical model  $\mathbb{P}_0$  include some regularity conditions on the fixed function  $\psi(x)$ , and the main requirement for the random pseudo-outcomes  $D_{\Psi}$  are bounded first and second moments. For a sketch of the full conditions as originally characterised by Stone (1980), refer to appendix C.2.  $\square$

As this estimator is also infeasible due to a lack of oracle knowledge of  $\mathbb{P}_0$  in practice, we propose a two-stage estimator which first estimates a plug-in model  $\hat{\mathbb{P}}$  from the data, and then (analogously to the low-dimensional setting discussed in section 3.2) removes the plug-in bias in  $\psi(\hat{\mathbb{P}})$  by learning the expected value of the EIF, through regression of  $D_{\Psi, \hat{\mathbb{P}}}(O)$  on  $X$ . As we will show using a result of Kennedy (2020) in section 4.3, to be able to make guarantees on this estimator, we will have to perform the two steps on two



separate samples, which is intuitively obvious due to the inherent risk of overfitting and follows by direct extension from the low-dimensional case discussed in section 3.3.

Before we illustrate the power of this very intuitive and simple idea by highlighting how it can be combined with existing results from semiparametric statistics to make theoretical guarantees in section 4.3, we briefly compare our estimation procedure to existing approaches for estimation of infinite-dimensional target parameters in semiparametric statistics.

## 4.2 Relationship to existing work

Analysing the limits of estimation of general infinite-dimensional structural target parameters – functions of continuous inputs – has received little attention in related literature so far. The only other work we are aware of that actively tries to use ideas from semiparametric statistics to enable estimation and inference on general infinite-dimensional targets using plug-in debiasing methods is van der Laan et al. (2018). They suggest a targeted maximum likelihood learning approach that approximates the target parameter by a family of pathwise differentiable target parameters, namely kernel smoothed versions of  $\psi(x)$  in a neighbourhood of each target value of  $x$ . Using TMLEs, they are able to make strict theoretical guarantees about this estimator. With inherently related goals, Semenova and Chernozhukov (2020) develop semiparametric theory for estimation of generic functions that are dependent on only a subset of a possibly high-dimensional vector of covariates using least squares series estimators, relying on the assumption that nuisance parameters can be estimated at near- $n^{-1/4}$  rate.

The approach we propose is related to that of van der Laan et al. (2018), but is radically simpler and relies on finding an approximation of the expected value of the pointwise uncentered EIF, and not on a kernel-based approximation of the parameter itself. Further, even though we could use kernel smoothers to finally estimate the pointwise expected value, we prefer to keep the discussion general and allow our end-user to specify the learning algorithm. Therefore, we rely only on the argument that any nonparametric machine learning model with appropriate minimax guarantees should be able to learn any function  $\psi$  provided it is sufficiently regular. Thus, the kernel estimators suggested in van der Laan et al. (2018) could be used in our setting, and specific assumptions could lead to better guarantees than the very general model-free approach we discuss.

In some well-studied problem settings, problem-specific versions of our proposed estimation strategy have been previously proposed. First, in the trivial case when there is no coarsening and we are concerned with the estimation of the conditional mean, our approach is equivalent to nonparametric regression. This is because the efficient influence function of the mean in standard nonparametric regression *is*  $Y$  itself, and therefore oracle knowledge on  $\mathbb{P}_0$  adds no new information on nuisance parameters. Second, the problem-specific doubly robust estimators for CATE discussed e.g. in Kennedy (2020), Lee et al. (2017) and Fan et al. (2020) are equivalent to our estimator when the target parameter is CATE. Finally, similar ideas are also the basis of the continuous treatment effect estimator of Kennedy et al. (2017).

Therefore, the main contribution of our work relative to existing theoretical work is that we have constructed a very simple theoretical tool that allows for essentially assumption-free and model-free approximate pointwise plug-in bias adjustment of plug-in estimators for a broad range of general targets that are functions of continuous inputs. From there, as discussed in the next section, we can leverage both well-known and more recent results to show that using this conceptually simple idea to construct estimators leads to essentially trivially provable guarantees, particularly in high information settings. In section 5, we will show that this theoretical tool can also be immediately used to construct learning algorithms that can be used in practice.

### 4.3 Theoretical analysis

The first natural questions that arise in the pseudo-outcome regression set-up we constructed in section 4.1 are (i) how the rate of convergence of this estimator compares to the oracle rate, and (ii) how it compares to the original plug-in estimator.

The key to answering these questions is given in the recent work of Kennedy (2020), providing a general result to bound the error of pseudo-outcome regression with imputed or estimated components, which gives us the ability to bound the error of our plug-in estimates when estimated using two independent samples of size  $n$ . For completeness we state Kennedy (2020)'s theorem in appendix C.3. To be able to bound the error in plug-in pseudo-outcome regression, we need a mild assumption on the second-stage regression model (see appendix C.3) necessary to ensure stability of the second stage regression (Kennedy, 2020). Further, we make the following very weak assumptions on the set-up for

plug-in pseudo-outcome regression for an infinite-dimensional target parameter  $\psi(x)$ .

**Assumption 4.1** (Set-up of plug-in-based, bias-corrected pseudo-outcome regression). *We assume the following set-up for our plug-in-based, bias-corrected pseudo-outcome regression:*

- *We use sample splitting or cross fitting for the plug-in regression. In a sample-splitting set-up, let  $O_0^n = (O_{01}, \dots, O_{0n})$  and  $O_1^n = (O_{11}, \dots, O_{1n})$  denote the two independent samples used for first- and second-stage regression, respectively.*
- *We have plug-in estimator  $\bar{\psi}(x)$  based on some first stage model  $\hat{\mathbb{P}}$*
- *We have a plug-in bias-corrected estimator  $\hat{\psi}(x)$  based on the plug-in pseudo-outcome  $D_{\Psi, \hat{\mathbb{P}}}(O)$  which we use as a target in the second stage pseudo-outcome regression*
- *There is an oracle equivalent  $\tilde{\psi}(x)$  of  $\hat{\psi}(x)$  from an infeasible regression of the true  $D_{\Psi, \mathbb{P}_0}(O)$  on  $X$*
- *$\psi(x)$  is sufficiently regular so that Theorem 1 holds and we can learn the expected value of the pointwise uncentered efficient influence function from data*

These two assumptions, and Kennedy (2020)'s theorem immediately give us the following result:

**Corollary 1** (Error bound for plug-in-based, bias-corrected pseudo-outcome regression estimators of structural target functions). *Under assumptions C.1 and 4.1 we have the following result for pseudo-outcome regression of  $D_{\Psi, \hat{\mathbb{P}}}(O)$  on  $X$*

$$\mathbb{E} \left[ \{\hat{\psi}(x) - \psi(x)\}^2 \right] \lesssim \mathbb{E} \left[ \{\tilde{\psi}(x) - \psi(x)\}^2 \right] + \mathbb{E} \left[ \{\mathbb{E}[\bar{\psi}(x)|X = x, O_0^n] - \psi(x)\}^2 \right] \quad (11)$$

*Proof.* This follows directly from the assumptions and Kennedy (2020)'s theorem.  $\square$

Because the shape of the second-order remainder term on the right hand side depends on the specific target parameter of interest, it is not immediately clear what this result implies in general. Therefore, it can be instructive to consider specific examples. First, since plug-in bias correction should have no effect when estimating the mean  $\mu(x) = \mathbb{E}_{\mathbb{P}}[Y|X = x]$  in simple nonparametric regression, as we have shown in section 3 that the uncentered EIF ( $D_{\mu, \mathbb{P}} = Y$ ) is independent of  $\mathbb{P}$  by construction, it is reassuring that the second term here

will be zero since there is no second-order remainder in nonparametric regression (Kennedy, 2019). Thus, as expected, nonparametric regression attains the oracle rate. Further, in the class of coarsening at random problems, this remainder has the familiar doubly robust form, meaning that the plug-in bias removal step halves the requirements on convergence also in the higher-dimensional case, which is a familiar notion extending directly from the standard, low-dimensional case (refer to appendix C.4 for an example of how this works mathematically in CATE estimation).

Corollary 1 immediately leads to the following result on convergence rates:

**Corollary 2** (Minimax convergence rates for generic nonparametric estimation of infinite-dimensional target parameters using plug-in-based, bias-adjusted pseudo-outcome regression). *Suppose the assumptions of Corollary 1 hold. Further, assume that the target function  $\psi$  is  $p$ -smooth and can be estimated with minimax rate  $n^{-\frac{p}{2p+d}}$ , where  $x \in \mathbb{R}^d$ . Then*

$$\mathbb{E} \left[ \{\hat{\psi}(x) - \psi(x)\}^2 \right] \lesssim \max(n^{-\frac{2p}{2p+d}}, O_{\mathbb{P}_0}(R_2)) \quad (12)$$

where  $R_2 = \mathbb{E} [\{\mathbb{E}[\bar{\psi}(x)|X = x, O_0^n] - \psi(x)\}^2]$ .

*In particular, if the order of the oracle term dominates the remainder term, we can achieve oracle rates with the proposed plug-in estimator, i.e. if*

$$O_{\mathbb{P}_0}(R_2) \lesssim n^{-\frac{2p}{2p+d}} \quad (13)$$

*Proof.* This follows directly from the assumptions and Corollary 1. □

**Remark 4.1** (Higher-order influence functions). *By extension from the low-dimensional case, it would be interesting to investigate whether there is the possibility to further improve upon this generic bound by correcting plug-in bias by using an approximation of higher-order influence functions as proposed in Robins et al. (2008). Since higher-order influence functions add variance even in the low-dimensional setting (van der Vaart, 2014), we conjecture that the increase in variance due to this additional approximation may well outweigh the benefits in terms of bias, but a more in-depth investigation might be worthwhile for future research.*

For the special case of coarsening at random problems, i.e. problems possessing doubly robust properties, the second-order remainder has a special form, which we briefly illus-

trated in appendix C.4. The property that only *either* the coarsening mechanism *or* the outcome regressions have to be consistently estimated has been extensively studied and exploited in the context of low-dimensional inference (see e.g. Rubin and van der Laan (2008b)). In particular, it is well-known that this structure can be exploited to achieve root-n convergence of the average treatment effect when we can give a correctly specified parametric model for either component of the problem. For cases where the propensity score or censoring mechanism is *known*, Rubin and van der Laan (2008b) exploit this in an interesting manner to achieve a notion they call ‘empirical efficiency’ by regression adjustment targeting a measure of variance instead of goodness of fit. Corollary 2 suggests that we can leverage similar properties also for high-dimensional inference and that the requirements on how much structure needs to be known can be substantially relaxed when the aim is only to attain oracle rates. This is formalised below.

**Corollary 3** (Exploiting information in coarsening at random problems). *For coarsening at random problems which are not fully nonparametric because we are able to exploit some knowledge of the nuisance functions, our proposed pseudo-outcome regression approach can easily attain oracle rates. If, for example, we have information about the underlying*

- (i) sparsity (or the subset of covariates that determine one of the nuisance functions),*
- (ii) its parametric form or*
- (iii) the exact nuisance function (e.g propensity scores),*

*this can lead to the achievement of oracle rates.*

*Proof.* This is immediate from the form of doubly-robust remainders  $R_2$ . Sparsity decreases  $d$  in the nonparametric minimax rate, parametric forms allow convergence at root-n rate and the exact propensity score results in zero reminder.  $\square$

This shows that incorporating domain knowledge can substantially help us in achieving oracle rates. Importantly, this domain knowledge does not have to be reflected in exact parametric forms. Even imposing some exclusion restrictions, such as excluding certain functional forms, can help reducing the difficulty of the problem by moving from a fully nonparametric to a semiparametric problem. Particularly in applications in biostatistics and medicine, such knowledge could be inferred from mechanistic understanding of diseases and domain knowledge on daily practice, e.g. by identifying variables that are more or less likely to influence missingness or selection bias. In applications from econometrics, such

domain knowledge could stem from, for example, well-established theoretical models of micro- and macroeconomic theory.

**Remark 4.2** (Known propensity scores and oracle efficiency). *The most trivial case in which this is true is when the coarsening mechanism is known, e.g. if the propensity score is known because we are in a RCT setting. It follows from the results above that in such settings we automatically achieve the oracle bound as  $R_2$  is zero by construction. This gives a new argument why simple plug-in estimation (without bias correction) is not asymptotically optimal especially when coarsening mechanisms are known. Interestingly, this is true even when the coarsening mechanism is independent of covariates and we have complete randomization. This adds to the empirical efficiency argument made in low-dimensional inference by Rubin and van der Laan (2008b).*

With the discussion in this section, we have highlighted the immense potential of using our pointwise notion of the efficient influence function to construct *and* analyse estimators, in a way that is analogous to the well-studied low-dimensional case. By analogy of our approach with Kennedy (2020)’s approach in the CATE setting, it would be a straightforward and interesting next step to extend the arguments made therein on how to improve upon the simple bound given in Corollary 1 for the special case of CATE estimation to the general case presented here, particularly by leveraging the ideas on fast remainder rates recently presented in Newey and Robins (2018).

**Remark 4.3** (Standard inference based on central limit theorems for EIF-based pseudo-outcome regression). *If we wanted to achieve convergence to a CLT, we would need that both the remainder term  $R_2$  and the oracle regression converge at parametric rates. Clearly, by Corollary 2 this is impossible without making further assumptions on the structure of the problem and the nature of the regression estimator. However, for some data-adaptive nonparametric machine learning methods based on neighbourhood smoothing, there already exist conditions that are milder than parametric assumptions which lead to a CLT asymptotically. As an example, we propose using the random forests described in Wager and Athey (2018) and Athey et al. (2019), which have some special properties (e.g. more randomness) that enable inference, for both regression stages. Because RAL estimators based on the EIF are asymptotically Gaussian with the smallest attainable variance, the estimators for treatment effect estimation in Athey et al. (2019) based on estimating equations are not optimal*

*for inference in terms of nonparametric efficiency, and can hence be outperformed by our estimators in some settings. In section 6 we use Athey et al. (2019)’s causal forests to show this empirically, and provide a more in-depth comparison of the estimators in appendix B.*

## **5 Learning algorithms within the IF-learning framework**

Based on the theoretical analysis presented in the previous section, we propose two general learning algorithms that can be used for estimation and inference for the broad class of problems of interest discussed in this paper. We begin with our main algorithm, the general ‘IF-learner’ which follows naturally from the pseudo-outcome regression set-up in the previous section. After that, we characterise a grouped version, the Group-IF-learner, which we believe could be of independent practical interest low sample size settings where we cannot rely on asymptotics but may have information on the coarsening mechanism.

### **5.1 The IF-learner**

Our main proposal, the ‘IF-learner’, is the algorithm that arises naturally from our assumptions 4.1 on the pseudo-outcome regression set-up, and is presented in Algorithm 1. While it is motivated from the perspective of high-dimensional plug-in bias correction, it can also be seen as a generalization of Kennedy (2020)’s CATE estimator to a much broader class of target parameters. Here, we rely on cross-fitting (as discussed in e.g. Chernozhukov et al. (2018a) and Kennedy (2020)) instead of sample splitting to be more efficient in our use of data.

In the CATE case, the IF-learner reduces to Kennedy (2020)’s ‘DR-learner’ (and is similar to the two-stage estimators discussed in Lee et al. (2017) and Fan et al. (2020)). When learning CATE from observational data, the input learning algorithms for nuisance estimation would be two generic regression estimators for the potential outcome regressions, and an estimator for the propensity score. If there is some additional knowledge on the structure of the problem, e.g. sparsity, covariates used for selection or functional forms, this could be incorporated by choosing only estimators that reflect this knowledge. As we have shown in Corollary 3, this can immediately lead to the algorithm achieving oracle

---

**Algorithm 1** IF-learner

---

- 1: Inputs: A sample  $\mathcal{D} = \{O_i\}_{i=1}^n$ , a target parameter  $\psi$  with associated population averaged influence function  $D_{\Psi, \mathbb{P}}(O)$  which depends only on a subset of all nuisance parameters  $Q \equiv Q(\mathbb{P})$ , a learning algorithm  $\mathcal{A}$ , and a number  $K$  of cross-fitting folds to create
  - 2: **First stage: plug-in model estimation**
  - 3: split the sample  $\mathcal{D}$  in  $k$  non-overlapping folds
  - 4: **for**  $k \leftarrow 1 : K$  **do**
  - 5:     Fit nuisance models  $\hat{Q}_{-k} = \mathcal{A}(\mathcal{D}_{-k})$  on all but the  $k^{\text{th}}$  fold
  - 6:     Predict  $\hat{D}_i = D_{\Psi, \hat{\mathbb{P}}}(O_i)$  for  $O_i \in \mathcal{D}_k$  using the nuisance model  $\hat{Q}_{-k}$
  - 7: **end for**
  - 8: **Second stage: plug-in bias correction step**
  - 9: estimate  $\psi(x)$  as a function of  $x$  by regressing  $\{\hat{D}_i\}_{i=1}^n$  on  $\{X_i\}_{i=1}^n$  as  $\hat{\psi}(x) = \mathcal{A}(\{\hat{D}_i, X_i\}_{i=1}^n)$
  - 10: Output:  $\hat{\psi}$ , a model that can output pointwise estimates of  $\psi$
- 

rates.

The algorithm can, however, be used for many more problem settings, particularly for other problems with coarsening at random structure. As we will show in section 6, this algorithm could, for example, be used to estimate personalised causal parameters that have not received as much attention in the machine learning literature, such as risk ratios. Further, we note that while the algorithmic description uses the same learning algorithm  $\mathcal{A}$  for all components, that is certainly not necessary in practice, and separate learners could be used for each part of the problem. As discussed in section 4.3, pointwise inference relying on a CLT using the IF-learner is possible only under more restrictive assumptions on the data generating process and for a restrictive choice of learning algorithms  $\mathcal{A}$ .

**Remark 5.1** (Super Learning). *The first stage of this algorithm also lends itself to the easy extension of incorporating super-learning (van der Laan et al., 2007) for model selection to improve finite sample performance, which would be an interesting idea to develop further.*

## 5.2 The Group-IF-learner

The second algorithm we propose here is motivated by the observation of Chernozhukov et al. (2018b) that if we focus on estimating *key features* of a function instead of the function itself, this can facilitate inference. Of the ‘key features’ proposed in Chernozhukov et al.



(2018b) for treatment effect estimation, we are particularly interested in ‘Sorted Group Average Treatment Effects’ (GATES), which provide a coarse summary of treatment effect heterogeneity by heterogeneity groups. In particular, the authors propose the following algorithm for constructing GATES based on  $G$  groups and known propensity scores:

1. Split the data in two samples, an auxiliary sample  $\mathcal{D}_A$  and an estimation sample  $\mathcal{D}_E$ .
2. First stage: Fit a treatment effect model  $\tilde{\psi}(x)$  and a baseline model  $\tilde{\mu}(x) = \mathbb{E}[Y|X = x, W = 0]$  on  $\mathcal{D}_A$
3. Second stage: Predict  $\tilde{\psi}(X_i)$  for the estimation sample  $\mathcal{D}_E$ , and build groups of individuals that are most similar in terms of their treatment effects by grouping observations in  $G$  groups according to the empirical quantiles of their estimated treatment effects  $\{\tilde{\psi}(X_i)\}_{i \in \mathcal{D}_E}$ . Within these groups, estimate treatment effects by orthogonalised weighted regression, possibly including  $\tilde{\mu}(x)$  as a covariate to improve precision.

Because of sample splitting, often also referred to as *honesty* (Athey and Imbens, 2016), and known propensity scores, the within-group estimates are unbiased and standard inference is possible. However, we see two points of possible improvements to this algorithm. First, if the first stage model  $\tilde{\psi}(x)$  suffers from high degrees of plug-in bias, then the groups are created based on noise only – which is irreversible because partitioning is a hard-thresholding operation. While this does not invalidate inference, it could substantially decrease the usefulness of the proposed algorithm. Second, the regression adjustment procedure for the second stage proposed in Chernozhukov et al. (2018b) is not optimal from the standpoint of efficiency, as we have shown the true form of the semiparametrically efficient estimator for group-averaged target parameters in Proposition 1, which is a within-group AIPW estimator in the CATE case.

The ‘Group-IF-learner’ we propose is an adapted version of the GATES approach proposed in Chernozhukov et al. (2018b), in which we use our IF-learner to remove the first-order plug-in bias in the first stage of the algorithm to obtain a better approximation  $\tilde{\psi}(x)$  for grouping. We then adapt the second stage by using the efficient estimators based on the efficient influence function. Note that, because we are considering groups in the second stage (as in Proposition 1), the efficient influence function exists in the standard sense. This leads to the algorithm described in Algorithm 2.

---

**Algorithm 2** Group-IF-learner

---

- 1: Inputs: All inputs of Algorithm 1.  $G$ , the number of groups to be created
  - 2: Split the sample  $\mathcal{D}$  into two non-overlapping groups  $\mathcal{D}_A$  and  $\mathcal{D}_E$
  - 3: **First stage: Learning step**
  - 4: Fit nuisance models  $\hat{Q}_A = \mathcal{A}(\mathcal{D}_A)$
  - 5: Create auxiliary, plug-in debiased model  $\tilde{\psi}(x)$  by using the IF-learner (Algorithm 1) on  $\mathcal{D}_A$
  - 6: **Second stage: Estimation step**
  - 7: Split  $\mathcal{D}_E$  into  $G$  groups by using the empirical quantiles of  $\tilde{\psi}(x)$
  - 8: Estimate  $\Psi_g$  for each group  $g$  by using the empirical average  $\hat{\Psi}_k = \frac{1}{n_g} \sum_{i \in g} D_{\Psi, \hat{\mathbb{P}}}(O_i)$  and an unbiased empirical variance estimate  $\frac{1}{n_g(n_g-1)} \sum_{i \in g} (D_{\Psi, \hat{\mathbb{P}}}(O_i) - \hat{\Psi}_g)^2$
  - 9: Output:  $\{\hat{\Psi}_g\}_{g=1}^G$  and associated variance estimates.
- 

Due to sample-splitting, the within-group estimates are asymptotically unbiased and Gaussian if the nuisance parameters in the first stage are estimated at parametric rates. Thus, this discretisation is not useful in high-dimensional cases where there is no information available. However, in randomised experiments (as was the setting in Chernozhukov et al. (2018b)) and other problems where the coarsening mechanism is *known*, this estimator is unbiased even in finite samples due to the double robustness property of the EIF and asymptotically Gaussian (Rubin and van der Laan, 2008b), and thus allows for standard inference. Thus, our second algorithm is suited more to high-information, low-sample size settings – which is the case for RCTs.

**Remark 5.2** (Accounting for uncertainty induced by sample splitting). *To obtain final GATES estimates, Chernozhukov et al. (2018b) repeat the grouping procedure for multiple splits of the data into estimation and auxiliary samples, resulting in a number of point estimates and confidence intervals that are aggregated into one estimate by group and associated confidence intervals by a tailored and new assumption-free procedure developed in Chernozhukov et al. (2018b). We did not yet attempt to incorporate this idea further, however because our learner should be more stable due to first-stage bias correction and second stage efficient estimation, we conjecture that this would only improve our algorithm relative to that of Chernozhukov et al. (2018b).*

## 6 Simulation study: Estimating treatment effects

In this section, we return to our main motivating example – estimating (possibly) heterogeneous treatment effects from experimental and observational data – with two simple simulation studies.

### 6.1 Assumptions and set-up

Recall the problem setting of binary treatment effect estimation: we have observations  $O_i = (Y_i, X_i, W_i)$  with binary treatment  $W_i \in \{0, 1\}$  assigned according to propensity score  $\pi(x) = \mathbb{P}_0(W = 1|X = x)$ . We are interested in estimating quantities such as the CATE,  $\tau(x) = \mathbb{E}_{F_0}[Y(1) - Y(0)|X = x]$ , which are functions of the two potential outcome regressions. The CATE and its population average, the average treatment effect (ATE),  $\Upsilon = \mathbb{E}_{\mathbb{P}_0}[\tau(x)]$  and other such causal parameters are identifiable from data under two assumptions:

**Assumption 6.1. Unconfoundedness:** *Treatment is randomised, with treatment assignment probability  $\pi(x)$  depending only on the covariates. That is,*

$$Y(0), Y(1) \perp\!\!\!\perp W|X \tag{14}$$

**Assumption 6.2. Overlap:** *The treatment assignment probability is uniformly bounded away from zero and one, that is,*

$$0 < \pi(x) < 1 \text{ for all } x \in \mathcal{X} \tag{15}$$

*i.e. we observe each potential outcome with positive probability.*

These identifying assumptions are in general untestable, and whether they hold in practice should be determined by domain experts. Further, we also need to assume that both  $Y(0)$  and  $Y(1)$  have finite variance under  $\mathbb{P}_0$ . Last, we note that within our framework we also make the assumption that our observations  $\{O_i\}_{i=1}^n$  are i.i.d. – that is, they are mutually independent<sup>4</sup>.

---

<sup>4</sup> In clinical trials, this might not always be the case, as treatment assignment is often randomised under the restriction that a fixed number of participants is assigned to each trial arm in order to avoid severe

Recall from example 3.2. that the uncentered EIF of the ATE (and hence our pseudo-outcome) is given by

$$D_{\Psi, \mathbb{P}}(O) = \left( \frac{W}{\pi(X)} - \frac{(1-W)}{1-\pi(X)} \right) Y + \left[ \left( 1 - \frac{W}{\pi(X)} \right) \mu_1(x) - \left( 1 - \frac{1-W}{1-\pi(X)} \right) \mu_0(X) \right]$$

with  $\mu_w(x) = \mathbb{E}_{\mathbb{P}_0}[Y(w)|X = x] = \mathbb{E}_{\mathbb{P}_0}[Y|W = w, X = x]$ . Note that when the propensity score is *known*, the estimator for the ATE based on this EIF is unbiased regardless of the quality of the two regression function estimators – because the first term is the standard inverse-propensity weighted Horvitz-Thompson estimator (Horvitz and Thompson, 1952) which is unbiased if  $\pi(x)$  is known, and the second term has expectation zero (Rubin and van der Laan, 2008b). If  $\pi(x)$  is *not* known then this estimator is doubly-robust, as it will give consistent treatment effects estimates if *either*  $\pi(x)$  or  $\mu_w(x)$ ,  $w \in \{0, 1\}$  can be consistently estimated.

### 6.1.1 Targets that are other functions of the potential outcome regressions

In clinical trials and other experimental studies, in particular when the outcome variable is binary, the target parameter of interest is often not the (C)ATE  $\mu_1(x) - \mu_0(x)$ , but a transformation  $f(\mu_0(x), \mu_1(x))$  of the expected potential outcomes such as a risk ratio (Rubin and van der Laan, 2008b). Due to the generality of our approach, our framework can naturally handle these cases as well. Rubin and van der Laan (2008b) show that the EIF for generic population-averages  $f(\mu_0, \mu_1)$  is given by

$$IF_{f(\mu_0, \mu_1), \mathbb{P}}(O) = IF_{\mu_0, \mathbb{P}}(O) \frac{\partial}{\partial \mu_0} f(\mu_0, \mu_1) + IF_{\mu_1, \mathbb{P}}(O) \frac{\partial}{\partial \mu_1} f(\mu_0, \mu_1)$$

where  $IF_{\mu_w, \mathbb{P}}$  is the *centered* efficient influence function of the potential outcome mean  $\mu_w$ . This can be naturally incorporated as an alternative pseudo-outcome in our learning algorithms. This gives our framework a considerable advantage over most approaches to heterogeneous treatment effect estimation, which typically output only conditional average treatment effects (Friedman et al., 2015), making the assignments dependent (Rubin and van der Laan, 2008a). Such dependent sampling scheme in the context of empirical efficiency maximisation is discussed in Rubin and van der Laan (2008a), and it would be interesting to investigate whether their results could be used for heterogeneous inference within our framework. For now, we restrict our attention to the more common i.i.d. assumption.

ment effects. For risk ratios  $f_{RR}(\mu_0(x), \mu_1(x)) = \frac{\mu_1(x)}{\mu_0(x)}$  and odds ratios  $f_{OR}(\mu_0(x), \mu_1(x)) = \frac{\mu_1(x)}{1-\mu_1(x)} / \frac{\mu_0(x)}{1-\mu_0(x)}$ , and the relevant partial derivatives  $[\frac{\partial}{\partial \mu_1} f(\mu_0, \mu_0), \frac{\partial}{\partial \mu_0} f(\mu_0, \mu_0)]$  are given by  $[\mu_0^{-1}, -\mu_1 \mu_0^{-2}]$  and  $[\frac{1-\mu_0}{(1-\mu_1)^2 \mu_0}, \frac{-\mu_1}{(1-\mu_1) \mu_0^2}]$ , respectively (Rubin and van der Laan, 2008b).

Below, we provide an example using risk-ratios (RR), for which the population-average uncentered EIF is given by:

$$D_{RR, \mathbb{P}}(O) = \frac{1}{\mu_0(X)} \left[ \frac{W}{\pi(X)} Y + \left( 1 - \frac{W}{\pi(X)} \right) \mu_1(X) - \mu_1 \right] - \frac{\mu_1(X)}{\mu_0^2(X)} \left[ \frac{1-W}{1-\pi(X)} Y + \left( 1 - \frac{1-W}{1-\pi(X)} \right) \mu_0(X) - \mu_0 \right] + \frac{\mu_1}{\mu_0}$$

## 6.2 Simulation study 1: Learning from low-dimensional experimental data

In this section we illustrate the performance differences between plug-in estimators and bias-corrected estimators in experimental studies with relatively large size (section 6.2.1) and smaller size (section 6.2.2) when propensity scores are *known*. To do so, we revisit the toy-example used in Kennedy (2020), which is based on a difficult piecewise polynomial baseline effect function  $\mu_0(x)$  from Györfi et al. (2006), while the treatment effect  $\tau(x) = \tau = 0$  is not only constant but also zero. This set-up illustrates very well how plug-in bias affects data-adaptive target estimates even when the covariates are only one-dimensional. Thus, this simple example serves the purpose of illustrating the impact of plug-in debiasing.

Kennedy (2020) used this example to highlight the difficulty of plug-in learners without bias correction step to handle observational problems in which there is (i) a very difficult baseline model and (ii) strong (unknown) selection bias, for which a propensity score has to be estimated. Since in RCTs and other experimental studies the randomisation probabilities are *known*, plug-in debiased methods are very valuable because – as we have tried to highlight throughout section 4 – when one of the nuisance functions is known, we asymptotically achieve oracle rates and hence optimal convergence without further assumptions. Below, we illustrate this idea using some evidence from simulations.

### 6.2.1 Large samples and the IF-learner

For the example of CATE estimation from experimental data, we present results using smoothing splines in Figure 2. Refer to appendix D.1 for a detailed description of experimental settings. The three settings allow us to show that (i) our learner converges faster than an uncorrected plug-in estimator even under pure randomisation ( $\pi(x) = \pi = 0.5$ ), (ii) performs a lot better than plug-in estimation when propensity scores are known even for relatively modest sample sizes and (iii) for fixed training sample size ( $n=500$ ) even performs better when randomisation is assumed, but there is some form of unknown selection bias. The latter might sound counter-intuitive but hinges on the observation that the second-stage regression also acts like a regularizer on the first stage regression output.

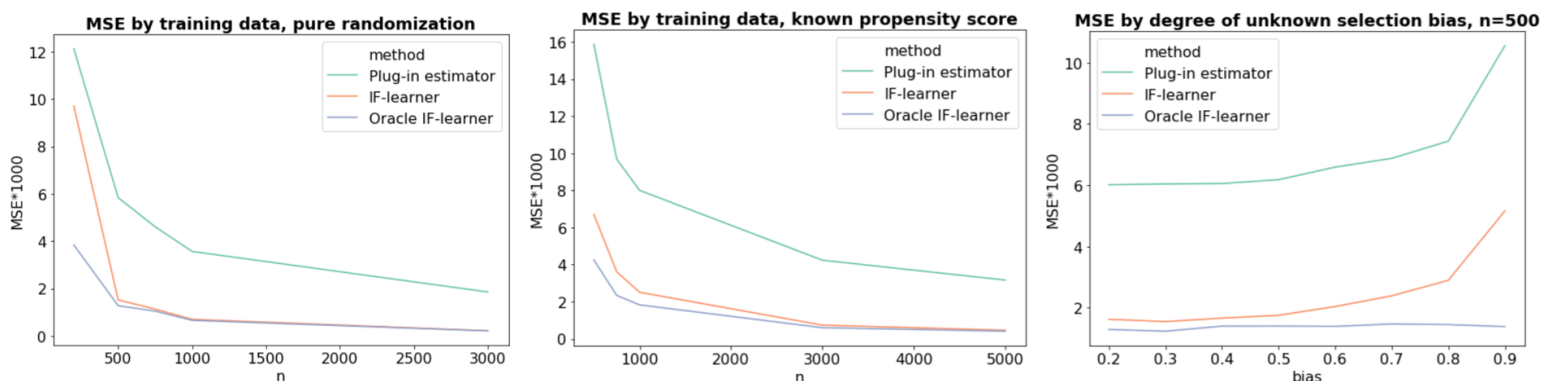


Figure 2: Simulation performance of plug-in model, plug-in bias corrected model (IF-learner) and its oracle version for CATE estimation under different settings. MSE averaged over 500 independent runs.

To illustrate that our framework can handle other causal parameters, we use the same set-up (difficult baseline, no treatment effect) but this time to estimate risk-ratios as discussed in the previous section. To do so, we use the same baseline function, but now as the success probability of a Bernoulli-GLM. Refer to appendix D.1 also for the exact simulation specification and estimation strategies used in this scenario.

The results in Figure 3 highlight that in the RR setting a trade-off between small and large sample performance becomes much more obvious than in the CATE setting above: because the outcome  $Y$  is binary while the pseudo-outcome  $D_{RR, \mathbb{P}}(O)$  in the second stage is continuous, the estimation problem is more difficult and substantially more data is needed

to remove error induced in the second stage regression due to small sample variance.

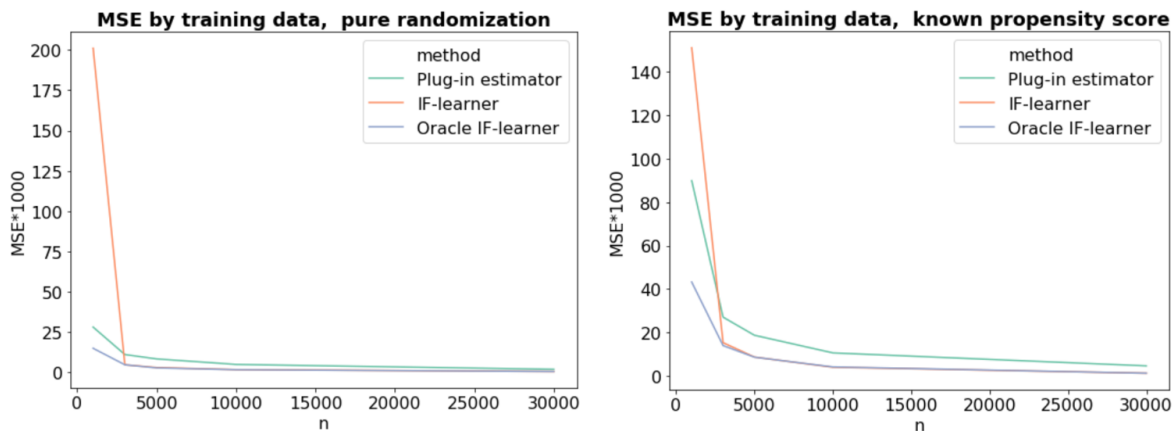


Figure 3: Simulation performance of plug-in model, plug-in bias corrected model (IF-learner) and its oracle version for RR estimation under different settings. MSE averaged over 500 independent runs.

### 6.2.2 Small samples and the Group-IF-learner

We now turn to illustrating the performance of our Group-IF-learner in smaller samples, which is often the setting for RCTs. We use the original CATE example with strong selection on observables according to a known propensity score for illustrative purposes. Simulation results are presented in Table 2. We compare the base learner of Chernozhukov et al. (2018b), where we only consider the version *without* repeated sample splitting (Row 1) to our Group-IF-learner (Row 5) as well as three versions with different combinations of first- and second-stage estimators, to analyse the performance differences in more detail.

We make three interesting observations. First, by comparing the first row to all other rows of Table 2, we observe that the base learner of Chernozhukov et al. (2018b) is outperformed by one version of our estimator for all training sample sizes  $n < 1000$ . Second, we observe that the best estimator depends on the sample size: for very small samples,  $n \leq 100$ , estimators using the Horvitz-Thompson estimator within each group work best, while the EIF estimators perform substantially better from  $n = 500$  onwards. This indicates that there is a clear trade-off between removing plug-in bias of the second stage plug-in estimator, and inducing larger variance by doing so in small samples. Finally,

by comparing rows 3 and 5, we observe that removing the plug-in bias of the first stage estimator is not the main source of gain – rather, for moderate sample size, the gain relative to Chernozhukov et al. (2018b) seems to mainly be driven by replacing the second stage orthogonalised weighted regression with the group-wise efficient estimator derived in Proposition 1.

Method/ Training observations	100	200	500	750	1000	2000
Chernozhukov et al. (2018b)	1.329 (0.182)	0.562 (0.162)	0.021 (0.002)	0.010 (0.001)	0.006 (< 0.001)	0.003 (< 0.001)
Group-IF-learner:	0.844	0.420	0.169	0.117	0.088	0.043
Plug-in 1st stage, HT 2nd	(0.041)	(0.016)	(0.005)	(0.003)	(0.003)	(0.001)
Group-IF-learner:	1.250	1.506	0.014	0.009	0.007	0.003
Plug-in 1st stage, EIF 2nd	(0.353)	(1.010)	(0.001)	(< 0.001)	(< 0.001)	(< 0.001)
Group-IF-learner:	0.890	0.401	0.162	0.117	0.086	0.044
IF-learner 1st stage, HT 2nd	(0.040)	(0.015)	(0.005)	(0.003)	(0.003)	(0.001)
Group-IF-learner:	2.184	0.338	0.015	0.009	0.006	0.003
IF-learner 1st stage, EIF 2nd	(0.883)	(0.086)	(0.001)	(< 0.001)	(< 0.001)	(< 0.001)

First row corresponds to the GATES estimator proposed in Chernozhukov et al. (2018b), last row corresponds to our Group-IF-learner. Rows 2 to 5 change either the first or the second stage of algorithm 2. HT denotes Horvitz-Thompson estimator, EIF denotes efficient influence function estimator (here: AIPW estimator). The out-of-sample MSE for 1000 randomly generated test observations is averaged over 500 simulations, standard error of the mean in parentheses.

Table 2: MSE of different methods for group-based treatment effect inference for different number of training observations

### 6.3 Simulation study 2: Learning from higher-dimensional observational data

In this section, we revisit the toy-examples used in Athey et al. (2019) to show how we can use our ideas to learn from higher-dimensional observational data with unknown selection bias using machine learning methods. Here, we use Athey et al. (2019)’s random forests in both stages of our algorithm. We compare the IF-learner to an uncorrected plug-in estimator as in the previous section and to Athey et al. (2019)’s causal forests (CFs) (for a discussion on how exactly our algorithm differs from CFs, refer to appendix B). To



allow for fair comparison with Athey et al. (2019), we use out-of-bag predictions instead of cross-fitting for the IF-learner.

In table 3, we consider multiple experimental settings based on the toy-examples in Athey et al. (2019). For each, we let  $X \in [0, 1]^{10}$ , and use different combinations of confounding and treatment effect specifications. The settings in rows (1)-(3) were investigated directly in Athey et al. (2019), rows (4)-(5) are new as they contain treatment effects that are not simply additive. For a full description of the data generating processes, refer to appendix D.2.

We make a number of interesting observations: First, none of the learners outperforms all others across all settings. The simple plug-in learner outperforms CFs and the IF-learner in some settings – namely when the set-up is either very simple or very difficult. We conjecture that, similar to the previous section, this is mainly the case when asymptotics have not yet kicked in and is likely to change with increasing sample size. When comparing CF and IF-learner, we observe that CFs perform best when treatment effect and baseline are perfectly separable (which, as we discuss in appendix B, is a result of the form of the estimating equation used in CFs). The IF-learner performs relatively better in smaller samples, and when treatment effects are not simply additive.

## 6.4 Discussion

In all experiments, when comparing simple plug-in learners and IF-learners, there is a clear trade-off in terms of finite/small sample variance and plug-in bias correction. The results discussed in section 4.3 hold asymptotically, however, in finite samples the variance induced by using two-stage estimates can outweigh the asymptotic benefits of our plug-in debiasing procedure relative to simple plug-in estimators. Therefore, it would be of great interest to investigate whether approaches such as super-learning (van der Laan et al., 2007) or variance reduction techniques could help in finding the right type and degree of regularisation for first stage models. Further, it would be interesting – similar to the discussion of the limits of Bayesian nonparametric learning of CATE in moderate to small samples contained in Alaa and van der Schaar (2018b) – to investigate theoretically when plug-in bias correction is expected to be most useful in small samples, and until which order of sample size simple plug-in estimators are expected to outperform debiased estimators empirically.

Confounding	Effect specification	n (Training)	Plug-in	Causal Forest	IF-learner
$\mu_0(x) = 0$ $\pi(x) = 0.5$	$\tau(x) = \xi(x_1)\xi(x_2)$	800	0.063 (0.001)	0.100 (0.003)	0.095 (0.002)
		1600	0.037 (0.001)	0.054 (0.001)	0.056 (0.001)
$\mu_0(x) = 2x_3 - 1$ $\pi(x) = 0.25(\beta_{2,4}(x_3) + 1)$	$\tau(x) = 0$	800	0.040 (0.001)	0.011 (0.001)	0.020 (0.001)
		1600	0.027 (0.001)	0.007 ( $<0.001$ )	0.014 ( $<0.001$ )
$\mu_0(x) = 2x_3 - 1$ $\pi(x) = 0.25(\beta_{2,4}(x_3) + 1)$	$\tau(x) = \xi(x_1)\xi(x_2)$	800	0.149 (0.003)	0.110 (0.003)	0.107 (0.003)
		1600	0.091 (0.002)	0.057 (0.001)	0.060 (0.001)
$\mu_0(x) = 2x_3 - 1$ $\pi(x) = 0.25(\beta_{2,4}(x_3) + 1)$	$\tau(x) = 3\mu_0(x)$	800	0.085 (0.002)	0.149 (0.004)	0.126 (0.003)
		1600	0.050 (0.001)	0.074 (0.002)	0.070 (0.001)
$\mu_0(x) = 2x_3 - 1$ $\pi(x) = 0.25(\beta_{2,4}(x_3) + 1)$	$\tau(x) = \mu_0(x)\xi(x_1)\xi(x_2)$	800	0.306 (0.003)	0.401 (0.005)	0.335 (0.004)
		1600	0.200 (0.002)	0.252 (0.003)	0.215 (0.003)

The out-of-sample MSE is averaged over 200 runs with 1000 randomly generated test observations. Standard errors in parentheses. All random forests are trained with 2000 trees and defaults as implemented in the package `grf`. Here,  $\xi(x_i) = 1 + \frac{1}{1 + \exp(-20*(x_i - 1/3))}$  and  $\beta_{a,b}$  is the density of the beta-distribution with parameters  $a, b$ .

Table 3: MSE of different methods for CATE estimation for different number of training observations and data generating processes

## 7 Conclusion

In this paper, we attempted to unify ideas from semiparametric statistics, econometrics, biostatistics, machine learning and causal inference to characterise the fundamental limits of using generic machine learning algorithms for essentially assumption-free inference on structural target functions which arise in many problems of practical interest in applied statistics. Using a very simple and intuitive idea, based on replacing the uncentered efficient

influence function with an approximation when it does not exist, we considered pointwise efficiency, plug-in bias and the possibility to perform inference using machine learning estimators of entire target functions. We believe that our approach could have great value in helping the field of applied statistics realise more of the inherent potential of the recent advances in machine learning.

As we have tried to highlight throughout the paper, we also believe that there are many interesting and new research directions within this learning framework. In particular, we believe that much can be learned from further exploring connections of our proposals, which are mainly based on the first-order efficient influence function of a target parameter, with other concepts in low- and high-dimensional inference that have been proposed in the last 20 years. In particular, we believe that it might be interesting to further incorporate ideas from the literature on targeted maximum likelihood estimation (van der Laan and Rose, 2011), empirical efficiency maximisation (Rubin and van der Laan, 2008b), super learning (van der Laan et al., 2007), Neyman-Orthogonality and high-dimensional locally robust semiparametric estimation (e.g. Chernozhukov et al. (2018a), Semenova and Chernozhukov (2020), Chernozhukov et al. (2020)), and approaches to achieving fast rates using orthogonal statistical learning (Foster and Syrgkanis, 2019), cross-fitting (Newey and Robins, 2018) and higher-order influence functions (Robins et al., 2008). We hope to be able to explore some of these in future work.

## References

- Alaa, A. M. and van der Schaar, M. (2018a). Bayesian nonparametric causal inference: Information rates and learning algorithms. *IEEE Journal of Selected Topics in Signal Processing*, 12(5):1031–1046.
- Alaa, A. M. and van der Schaar, M. (2018b). Limits of estimating heterogeneous treatment effects: Guidelines for practical algorithm design. In *International Conference on Machine Learning*, pages 129–138.
- Alaa, A. M. and van der Schaar, M. (2019). Validating causal inference models via influence functions. In *International Conference on Machine Learning*, pages 191–201.

- Alaa, A. M. and van der Schaar, M. (2020a). Discriminative jackknife: Quantifying uncertainty in deep learning via higher-order influence functions. *arXiv preprint arXiv:2007.13481*.
- Alaa, A. M. and van der Schaar, M. (2020b). Frequentist uncertainty in recurrent neural networks via blockwise influence functions. *arXiv preprint arXiv:2006.13707*.
- Athey, S. and Imbens, G. (2016). Recursive partitioning for heterogeneous causal effects. *Proceedings of the National Academy of Sciences of the United States of America*, 113(27):7353–7360.
- Athey, S., Imbens, G., Pham, T., and Wager, S. (2017). Estimating average treatment effects: Supplementary analyses and remaining challenges. *American Economic Review*, 107(5):278–81.
- Athey, S., Tibshirani, J., and Wager, S. (2019). Generalized random forests. *Annals of Statistics*, 47(2):1179–1203.
- Bica, I., Alaa, A. M., Lambert, C., and van der Schaar, M. (2020). From real-world patient data to individualized treatment effects using machine learning: Current and future methods to address underlying challenges. *Clinical Pharmacology & Therapeutics*.
- Chernozhukov, V., Chetverikov, D., Demirer, M., Duflo, E., Hansen, C., and Newey, W. (2017). Double/debiased/neyman machine learning of treatment effects. *American Economic Review*, 107(5):261–65.
- Chernozhukov, V., Chetverikov, D., Demirer, M., Duflo, E., Hansen, C., Newey, W., and Robins, J. (2018a). Double/debiased machine learning for treatment and structural parameters. *Econometrics Journal*, pages C1–C68.
- Chernozhukov, V., Demirer, M., Duflo, E., and Fernández-Val, I. (2018b). Generic Machine Learning Inference on Heterogenous Treatment Effects in Randomized Experiments. Technical report, NBER WorkingPaper Series.
- Chernozhukov, V., Escanciano, J. C., Ichimura, H., Newey, W. K., and Robins, J. M. (2020). Locally robust semiparametric estimation. *arXiv preprint arXiv:1608.00033*.

- Fan, Q., Hsu, Y.-C., Lieli, R. P., and Zhang, Y. (2020). Estimation of conditional average treatment effects with high-dimensional data. *arXiv preprint arXiv:1908.02399*.
- Fisher, A. and Kennedy, E. H. (2020). Visually communicating and teaching intuition for influence functions. *The American Statistician*, pages 1–11.
- Foster, D. J. and Syrgkanis, V. (2019). Orthogonal statistical learning. *arXiv preprint arXiv:1901.09036*.
- Friedman, L. M., Furberg, C. D., DeMets, D. L., Reboussin, D. M., and Granger, C. B. (2015). *Fundamentals of clinical trials*. Springer.
- Genovese, C., Wasserman, L., et al. (2008). Adaptive confidence bands. *The Annals of Statistics*, 36(2):875–905.
- Györfi, L., Kohler, M., Krzyzak, A., and Walk, H. (2006). *A distribution-free theory of nonparametric regression*. Springer Science & Business Media.
- Hampel, F. R. (1986). *Robust statistics : the approach based on influence functions*. Wiley series in probability and mathematical statistics. Wiley, New York ; Chichester.
- Horvitz, D. G. and Thompson, D. J. (1952). A generalization of sampling without replacement from a finite universe. *Journal of the American statistical Association*, 47(260):663–685.
- Kennedy, E. H. (2016). Semiparametric theory and empirical processes in causal inference. In *Statistical causal inferences and their applications in public health research*, pages 141–167. Springer.
- Kennedy, E. H. (2019). Nonparametric efficiency theory and machine learning in causal inference. [http://www.ehkennedy.com/uploads/5/8/4/5/58450265/unc\\_2019\\_cirg.pdf](http://www.ehkennedy.com/uploads/5/8/4/5/58450265/unc_2019_cirg.pdf).
- Kennedy, E. H. (2020). Optimal doubly robust estimation of heterogeneous causal effects. *arXiv preprint arXiv:2004.14497*.

- Kennedy, E. H., Ma, Z., McHugh, M. D., and Small, D. S. (2017). Nonparametric methods for doubly robust estimation of continuous treatment effects. *Journal of the Royal Statistical Society. Series B, Statistical Methodology*, 79(4):1229.
- Künzel, S. R., Sekhon, J. S., Bickel, P. J., and Yu, B. (2019). Metalearners for estimating heterogeneous treatment effects using machine learning. *Proceedings of the national academy of sciences*, 116(10):4156–4165.
- Lee, S., Okui, R., and Whang, Y.-J. (2017). Doubly robust uniform confidence band for the conditional average treatment effect function. *Journal of Applied Econometrics*, 32(7):1207–1225.
- Newey, W. K. and Robins, J. R. (2018). Cross-fitting and fast remainder rates for semi-parametric estimation. *arXiv preprint arXiv:1801.09138*.
- Neyman, J. (1923). Sur les applications de la théorie des probabilités aux expériences agricoles: Essai des principes. *Roczniki Nauk Rolniczych*, 10:1–51.
- Nie, X. and Wager, S. (2020). Quasi-oracle estimation of heterogeneous treatment effects. *arXiv preprint arXiv:1712.04912*.
- Pearl, J. (2009). *Causality*. Cambridge university press.
- Robins, J., Li, L., Tchetgen, E., van der Vaart, A., et al. (2008). Higher order influence functions and minimax estimation of nonlinear functionals. In *Probability and statistics: essays in honor of David A. Freedman*, pages 335–421. Institute of Mathematical Statistics.
- Robins, J. M., Li, L., Mukherjee, R., Tchetgen, E. T., van der Vaart, A., et al. (2017). Minimax estimation of a functional on a structured high-dimensional model. *The Annals of Statistics*, 45(5):1951–1987.
- Robins, J. M. and Rotnitzky, A. (1995). Semiparametric efficiency in multivariate regression models with missing data. *Journal of the American Statistical Association*, 90(429):122–129.

- Robinson, P. M. (1988). Root-n-consistent semiparametric regression. *Econometrica: Journal of the Econometric Society*, pages 931–954.
- Rubin, D. B. (1978). Bayesian inference for causal effects: The role of randomization. *The Annals of statistics*, pages 34–58.
- Rubin, D. B. and van der Laan, M. J. (2008a). Covariate adjustment for the intention-to-treat parameter with empirical efficiency maximization.
- Rubin, D. B. and van der Laan, M. J. (2008b). Empirical efficiency maximization: Improved locally efficient covariate adjustment in randomized experiments and survival analysis. *The International Journal of Biostatistics*, 4(1).
- Semenova, V. and Chernozhukov, V. (2020). Estimation and inference about conditional average treatment effect and other structural functions. *arXiv preprint arXiv:1702.06240*.
- Servén, D. and Brummitt, C. (2018). pygam: Generalized additive models in python.
- Stone, C. J. (1980). Optimal rates of convergence for nonparametric estimators. *The Annals of Statistics*, pages 1348–1360.
- Tsiatis, A. (2007). *Semiparametric theory and missing data*. Springer Science & Business Media.
- van der Laan, M. J., Bibaut, A., and Luedtke, A. R. (2018). Cv-tmle for nonpathwise differentiable target parameters. In *Targeted Learning in Data Science*, pages 455–481. Springer.
- van der Laan, M. J., Polley, E. C., and Hubbard, A. E. (2007). Super learner. *Statistical applications in genetics and molecular biology*, 6(1).
- van der Laan, M. J. and Robins, J. M. (2003). *Unified methods for censored longitudinal data and causality*. Springer Science & Business Media.
- van der Laan, M. J. and Rose, S. (2011). *Targeted learning: causal inference for observational and experimental data*. Springer Science & Business Media.
- van der Laan, M. J. and Rose, S. (2018). *Targeted learning in data science*. Springer.

- van der Laan, M. J. and Rubin, D. (2006). Targeted maximum likelihood learning. *The international journal of biostatistics*, 2(1).
- van der Vaart, A. (2014). Higher order tangent spaces and influence functions. *Statistical Science*, pages 679–686.
- Wager, S. and Athey, S. (2018). Estimation and inference of heterogeneous treatment effects using random forests. *Journal of the American Statistical Association*, 113(523):1228–1242.
- Zame, W. R., Bica, I., Shen, C., Curth, A., Lee, H.-S., Bailey, S., Weatherall, J., Wright, D., Bretz, F., and van der Schaar, M. (2020). Machine learning for clinical trials in the era of covid-19. *Statistics in Biopharmaceutical Research*, (just-accepted):1–20.



# Appendices

## A Additional literature review

We draw our inspiration from ideas proposed in the econometrics, biostatistics, semiparametric statistics, causal inference and (statistical) machine learning communities. Due to the sheer breadth of related topics, this review cannot be exhaustive. Instead, we focus on key ideas from these fields that shaped the approach presented in this paper. Throughout sections 4 and 5, we highlighted similarities and differences with related literature in more detail.

We start with the field of econometrics, where the last five years have seen exciting developments in terms of using machine learning for estimation of and inference on (heterogeneous) treatment effects – which motivated much of this paper. The ideas most relevant to us were shaped by the focus on heterogeneous inference using tree-based methods in Athey and Imbens (2016), Wager and Athey (2018) and Athey et al. (2019), on the one hand, and the focus on exploiting generic machine learning methods for the estimation of structural target parameters in the recent work of Chernozhukov and colleagues (e.g. Chernozhukov et al. (2018a), Semenova and Chernozhukov (2020) and Chernozhukov et al. (2020)) on the other. While the former builds on classical ideas from the Neyman-Rubin Potential outcomes framework (Neyman (1923), Rubin (1978)), developed to maturity for average treatment effect estimation over the last 30 years in econometrics (Athey et al., 2017), much of the latter builds on a property the authors refer to as *Neyman orthogonality*, a notion relying on estimating equations induced by orthogonal scores (Chernozhukov et al., 2018a).

The latter also motivated the ‘orthogonal statistical learning’ framework presented in Foster and Syrgkanis (2019), which, like our proposed framework, relies on double robustness albeit with a different focus: Instead of enabling high-dimensional parameter estimation and inference (the goal of the present paper), Foster and Syrgkanis (2019) focus on using orthogonality to optimally bound excess risk in such learning problems. Thus, our approaches are complementary in nature and connections could be explored in future work. Further, many of the questions we initially tried to tackle in this paper were motivated by the inspiring discussion of the fundamental limits of using generic machine learning for

heterogeneous treatment effect inference from experimental studies in Chernozhukov et al. (2018b). We also adapt a proposal of Chernozhukov et al. (2018b) (which is itself built on findings of Genovese et al. (2008)) – to learn only ‘key features’ of a function instead of the function itself to facilitate inference – for one of our learning algorithms.

In biostatistics, there exist slightly older ideas contained in the more mature literature on targeted learning, which has been focused on developing smart strategies for plug-in estimation using parametric submodels and estimating equations based on influence functions. We took much of the excellent formalisation of problems of interest in statistics from this literature (as well as from the framework of ‘empirical efficiency maximisation’ proposed in Rubin and van der Laan (2008b)), but did not yet explore in detail further connections between our approach and the broad literature on targeted maximum likelihood estimators (TMLEs) as originally proposed in van der Laan and Rubin (2006). In particular, the ideas presented in van der Laan et al. (2018) are inherently related to the infinite-dimensional plug-in bias problem we are trying to solve, and are the closest idea to ours (as we discussed in section 4.2). How to combine these ideas would be very interesting to explore in future work. Additionally, while we also do not yet incorporate the idea of super learning (van der Laan et al., 2007), this idea is complementary to our approach.

Instead of the approaches discussed above, we ultimately found the notion of (low-dimensional) plug-in estimation and bias correction as it characteristic for Robins et al. (2017)’s work on (higher-order) influence functions the most natural breeding ground for our idea. The simple mathematical intuition and elegance behind using efficient influence functions and Taylor expansion/Newton-Raphson Step-like bias correction procedures naturally gave rise to the idea that we propose in this paper. We also build on the groundbreaking work of Robins and colleagues that lead to the characterisation of many coarsening at random problems in semiparametric statistics in terms of their efficient influence functions 30 years ago, as summarised in van der Laan and Robins (2003) and Tsiatis (2007). The recent work of Newey and Robins (2018) on achieving fast rates also seems to be complementary to the approach presented here, even though we have not yet explored this idea in detail.

Because of their inherent mathematical elegance, influence functions have recently begun to rise to popularity also in the machine learning community. In Alaa and van der Schaar (2020a) and Alaa and van der Schaar (2020b), they were used to characterise un-

certainty in deep learning, albeit using a different property of the influence function more natural to the field of robust statistics originally coined by Hampel (1986). Using the notion of influence function that we are interested in here, Alaa and van der Schaar (2019) use influence functions to adjust for plug-in bias when choosing between different methods for treatment effect estimation via cross-validation. The original questions posed in this paper were inspired partially by this work.

Finally, our approach relates to some ideas from the causal inference community within machine learning, due to its focus on building model-agnostic algorithms for CATE estimation, often referred to as meta-learners (e.g. Nie and Wager (2020) and Künzel et al. (2019)). The recently independently proposed doubly robust CATE meta-learner of Kennedy (2020), as well as similar two-step estimators presented previously in Lee et al. (2017) and Fan et al. (2020), are special cases of one of the algorithms that we propose in this paper, as our ‘IF-learner’ reduces to the same estimator in the context of CATE estimation. A similar idea to ours in the special case of estimating treatment effects of continuous treatments was also proposed in Kennedy et al. (2017). Additionally, an important and more general result on error bounds for pseudo-outcome regression proposed in Kennedy (2020) paved the way for most of the convergence rate discussions later in this paper. Kennedy (2020) also discusses the fundamental limits of CATE estimation in fully nonparametric settings in terms of learning rates, and a similar discussion for Bayesian nonparametric settings was presented in Alaa and van der Schaar (2018b) and Alaa and van der Schaar (2018a).

## **B Comparison of orthogonalised regression estimators and AIPW estimators for treatment effect estimation**

In this note we briefly compare the properties and assumptions underlying orthogonalised regression estimators of treatment effects (as used in, for example, Athey et al. (2019)’s causal trees and Chernozhukov et al. (2018b)’s algorithms) and EIF-based AIPW estimators (which are the basis of this paper as well as, e.g. Kennedy (2020) and Lee et al. (2017)).

## B.1 Orthogonalised regression estimators

Orthogonalised regression estimators appear mainly in the econometrics literature and naturally follow from Robinson (1988)’s root- $n$  consistent approach to semiparametric regression in the model

$$\mathbb{E}_{\mathbb{P}}[Y|W, X] = \beta'W + \eta(X) \quad (16)$$

where  $(Y, W, X) \in \mathbb{R} \times \mathbb{R}^p \times \mathbb{R}^q$ ,  $X$  and  $W$  are non-overlapping sets of covariates (and  $W$  is not perfectly predictable from  $X$ ) and  $\beta$  is a regression parameter of interest while  $\eta(X)$  has unspecified form. Robinson (1988) and Chernozhukov et al. (2018a) show that no-intercept ordinary least squares regression (OLS) in the residualised/orthogonalised model

$$Y - \mathbb{E}_{\mathbb{P}}[Y|X] = \beta'(W - \mathbb{E}_{\mathbb{P}}[W|X]) + U \quad (17)$$

with error-term  $U$  induces a semiparametrically efficient estimator for  $\beta$  if  $\mathbb{E}_{\mathbb{P}}[U|W, X] = 0$  (the errors are exogenous) and the error-terms  $U$  are homoskedastic.

The orthogonalised local regression estimator in Athey et al. (2019) for CATE  $\tau(x)$  of treatment  $W \in \{0, 1\}$  is based on a local version of (17), using a local estimation equation of the form

$$\arg \min_{\tau(x)} \sum_{i=1}^n \alpha(X_i) ((Y_i - \hat{\mu}(X_i)) - (W_i - \hat{\pi}(X_i))\tau(x))^2 \quad (18)$$

with forest-based kernel-weights  $\alpha(X_i)$  and forest-based out-of-bag estimates  $\hat{\mu}(x) = \hat{\mathbb{E}}[Y|X = x]$  and  $\hat{\pi}(x) = \hat{\mathbb{E}}[W|X = x]$ . By analogy with (17) this estimator is efficient if (i) the local treatment effect model is correctly specified, i.e. the treatment effect is additive as in semiparametric regression (and  $\tau(x) = \tau$  is constant in a neighborhood around  $x$ ) and (ii) error terms are locally homoskedastic.

## B.2 AIPW estimators

In this paper, we consider a very general model of CATE, which is less restrictive than that implied by semiparametric regression – namely we let  $\mathbb{E}_{\mathbb{P}}[Y|X, W] = f(X, W)$  so that treatment effects are not necessarily additive and error terms could be heteroskedastic. As

discussed in section 6, the AIPW estimator for the ATE is given by

$$D_{\Psi, \mathbb{P}}(O) = \left( \frac{W}{\pi(X)} - \frac{(1-W)}{1-\pi(X)} \right) Y + \left[ \left( 1 - \frac{W}{\pi(X)} \right) \mu_1(x) - \left( 1 - \frac{1-W}{1-\pi(X)} \right) \mu_0(X) \right]$$

This estimator is the semiparametrically efficient estimator and thus efficient when the assumptions listed above do not hold (Chernozhukov et al., 2017).

As we have shown in section 4.1, when used as our pseudo-outcome, this estimator also induces an approximately semiparametrically efficient estimator for CATE. By using Athey et al. (2019)’s random forests for estimation of our pseudo-outcome regression model, we are solving the local estimation equation

$$\arg \min_{\tau(x)} \sum_{i=1}^n \alpha(X_i) (D_{\Psi, \hat{\mathbb{P}}}(O) - \tau(x))^2 \quad (19)$$

where the dependence on  $\hat{\mathbb{P}}$  signifies that we rely on forest-based out-of-bag estimates for the nuisance parameters  $\pi(x)$  and  $\mu_w(x)$ ,  $w \in \{0, 1\}$ .

### B.3 Implications and expectations for empirical performance

In terms of asymptotic (large sample) performance, the discussion in the previous two sections allows to make straightforward predictions for the relative performance of CATE-estimators based on orthogonalised regression and AIPW: if, on the one hand, the assumptions on data-generating process (model specification and homoskedasticity) hold, then CATE-estimators based on orthogonalised regression are efficient, and might converge at faster rate than AIPW-based estimators because the parametric component is correctly specified, reducing the difficulty of the estimation problem. If, on the other hand, the homoskedasticity assumptions do not hold, then the orthogonalised regression estimator is not efficient. If the model is additionally incorrectly specified (e.g. non-additive effects), then the resulting estimator is also not consistent (asymptotically biased). Because AIPW-based estimators make neither of these assumptions, they do not suffer from these problems (at the cost of loss in efficiency should these assumptions indeed hold).

When considering finite (small) sample performance, we expect that there is a tradeoff between two factors which may impact the relative empirical performance: On the one

hand, the orthogonalised regression estimator needs one less plug-in estimator as it relies on only  $\mu(x) = \mathbb{E}_{\mathbb{P}}[Y|X = x]$  instead of the two regression functions  $\mu_w(x)$ , which may result in better finite sample performance. On the other hand, the smaller the sample, the less likely that the causal forest can identify neighborhoods in which treatment effects are locally constant, which violates the assumption encoded in (18).

## C Technical appendix

### C.1 Proof of Proposition 1

The proof is very straightforward and can be arrived at both from the EIF and from the efficient estimator of the population average. We state both, since they greatly helped us in developing the intuition behind our approach.

*Proof. (1) by contradiction, using the efficient RAL estimator*

We begin by noting that

$$\Psi = \mathbb{E}_{\mathbb{P}_0}[\psi(x)] = \mathbb{E}_{\mathbb{P}_0}[\mathbb{E}_{\mathbb{P}_0}[\psi(x)|X \in A_k^\pi]] = \sum_{k=1}^{K^\pi} \mathbb{P}_0(X \in A_k^\pi) \Psi_k^\pi$$

so the full population mean is simply a weighted average of the partition-means. Therefore, we can write

$$\dot{\Psi} = D_{\Psi, \mathbb{P}_0}(O) - \Psi = \sum_{k=1}^{K^\pi} \left( \mathbb{1}(X \in A_k^\pi) D_{\Psi, \mathbb{P}_0}(O) - \mathbb{P}_0(X \in A_k^\pi) \Psi_k^\pi \right)$$

Since  $\mathbb{E}_{\mathbb{P}_0}[\dot{\Psi}] = \sum_{k=1}^{K^\pi} \mathbb{P}_0(X \in A_k^\pi) (\mathbb{E}_{\mathbb{P}_0}[D_{\Psi, \mathbb{P}_0}(O)|X \in A_k^\pi] - \Psi_k^\pi) = 0$ , we must have that  $\mathbb{E}_{\mathbb{P}_0}[D_{\Psi, \mathbb{P}_0}(O)|X \in A_k^\pi] - \Psi_k^\pi = 0$  for all  $k$ , so (not surprisingly)

$$\hat{\Psi}_k^\pi = \frac{1}{|\{i : X_i \in A_k^\pi\}|} \sum_{i: X_i \in A_k^\pi} D_{\Psi, \mathbb{P}_0}(O) \quad (20)$$

is the oracle unbiased estimator for  $\Psi_k^\pi$ . It must also be the unique efficient estimator, since if it was not, and there existed a regular estimator with lower asymptotic variance, say  $\tilde{\Psi}_k^\pi$  for each  $k$ , the estimator  $\tilde{\Psi} = \sum_{k=1}^{K^\pi} \frac{|\{i: X_i \in A_k^\pi\}|}{n} \tilde{\Psi}_k^\pi$  would be the efficient estimator for the

population mean, which is a contradiction since  $\hat{\Psi}$  is the unique asymptotically efficient estimator.  $\square$

*Proof. (2) using influence function calculus*

This also follows when deriving the influence function using rules of simple calculus. Since  $\mathbb{E}_{\mathbb{P}_0}[\psi(X)|X \in A_k^\pi] = \frac{\mathbb{E}_{\mathbb{P}_0}[\mathbb{1}\{X \in A_k^\pi\}\psi(X)]}{\mathbb{E}_{\mathbb{P}_0}[\mathbb{1}\{X \in A_k^\pi\}]}$ , the uncentered efficient influence function of the parameter  $\Psi_{A_k^\pi}$  can be shown to be  $D_{\Psi_{A_k^\pi}, \mathbb{P}_0}(O) = \frac{\mathbb{1}\{x \in A_k^\pi\}}{\mathbb{P}_0(x \in A_k^\pi)} D_{\Psi, \mathbb{P}_0}(O)$ . The most efficient estimator for the nuisance parameter capturing the empirical distribution of  $X$  is the empirical distribution  $\mathbb{P}_n = \frac{1}{n} \sum_{i=1}^n \delta_{X_i}$  thus  $\hat{\mathbb{P}}(x \in A_k^\pi) = \frac{1}{n} \sum_{i=1}^n \mathbb{1}\{x \in A_k^\pi\}$ , and substitution leads to the same expression as in Proposition 1.  $\square$

## C.2 Regularity conditions for convergence in pseudo-outcome regression (Theorem 1)

We assume the following pseudo-outcome regression set-up, as implied by Theorem 1 with standard regularity conditions as characterised by Stone (1980): let  $(D_\Psi, X)$  denote a pair of random random variables, with  $D_\Psi \equiv D_{\Psi, \mathbb{P}_0}(O)$  real-valued and  $X \in \mathcal{X} \subseteq \mathbb{R}^d$ , where  $\mathcal{X}$  denotes an open neighbourhood around the origin. Let  $\mathcal{G}_p$  denote the set of  $p - 1$  times continuously differentiable real valued functions  $g$  on  $\mathbb{R}^d$  with  $p$  bounded derivatives. Assume  $\psi_f$  is a fixed function, and consider the set of parameters  $\mathcal{P} = \{\psi_f + g : g \in \mathcal{G}\}$ , of which the true pseudo-outcome regression function  $\psi(x) = \mathbb{E}_{\mathbb{P}_0}[D_\Psi|X = x]$  is an unknown member. Assume that the conditional variance of  $D_\Psi$  is bounded on  $\mathcal{X}$ , and that the density of  $X$  is absolutely continuous and bounded away from zero and one on  $\mathcal{X}$ . The conditional distribution is assumed to be of the form  $f(d_\Psi|x, \psi(x))\phi(dd_\Psi)$  with  $\phi$  a measure on  $\mathbb{R}$ . It is assumed that  $f(d_\Psi|x, t)$  is strictly positive and jointly measurable in its arguments as they vary over their support. Further,  $\int d_\Psi f(d|x, t)\phi(dd_\Psi) = \mathbb{E}[d_\Psi|x, t] = t$  for  $t$  in the open interval containing  $\{\psi(x) : \psi \in \mathcal{M} \text{ and } x \in \mathcal{X}\}$ , and  $f$  is twice continuously differentiable on the domain and fulfils some additional technical conditions on the log-likelihood. Then, the optimal minimax rate attainable for estimating  $\psi(x)$  by generic nonparametric regression is  $n^{-p/(2p+d)}$

### C.3 Result for error bounds for pseudo-outcome regression due to Kennedy (2020)

Due to the importance of Kennedy (2020)'s result for our rate-discussions, we restate the necessary assumptions as well as the theorem in slightly adapted format below:

**Assumption C.1. Regularity of regression estimators**

We need mild two mild assumptions on the regularity of our second-stage regression estimators  $\hat{\mathbb{E}}_n$ .  $\hat{\mathbb{E}}_n$  needs to satisfy that:

1.  $\hat{\mathbb{E}}_n(Y|X = x) + c = \hat{\mathbb{E}}_n(Y + c|X = x)$  for any constant  $c$
2. If  $\mathbb{E}[Y|X = x] = \mathbb{E}[W|X = x]$  then

$$\mathbb{E} \left[ \{ \hat{\mathbb{E}}_n[W|X = x] - \mathbb{E}[W|X = x] \}^2 \right] \asymp \mathbb{E} \left[ \{ \hat{\mathbb{E}}_n[Y|X = x] - \mathbb{E}[Y|X = x] \}^2 \right]$$

**Theorem. Error bound for pseudo-outcome regression (Theorem 1, Kennedy (2020))**

Let  $O_0^n = (O_{01}, \dots, O_{0n})$  and  $O_1^n = (O_{11}, \dots, O_{1n})$  denote two independent training and test samples, respectively, which are all sampled from the same model  $\mathbb{P}_0$ . Let  $\hat{f}(o) = \hat{f}(o; O_0^n)$  be an estimate of a function  $f(o)$  using only the training data  $O_0^n$  and define  $m(x) \equiv \mathbb{E}_{\mathbb{P}_0}[f(O)|X = x]$  Let  $\hat{\mathbb{E}}_n(Y|X = x)$  denote a generic estimator of the regression function  $\mathbb{E}[Y|X = x]$  using the test data  $O_1^n$ , where  $(X_{1i}, Y_{1i}) \subseteq O_{1i}$ ,  $i = 1, \dots, n$ . Assume the estimator  $\hat{\mathbb{E}}_n$  satisfies

1.  $\hat{\mathbb{E}}_n(Y|X = x) + c = \hat{\mathbb{E}}_n(Y + c|X = x)$  for any constant  $c$
2. If  $\mathbb{E}[Y|X = x] = \mathbb{E}[W|X = x]$  then

$$\mathbb{E} \left[ \{ \hat{\mathbb{E}}_n[W|X = x] - \mathbb{E}[W|X = x] \}^2 \right] \asymp \mathbb{E} \left[ \{ \hat{\mathbb{E}}_n[Y|X = x] - \mathbb{E}[Y|X = x] \}^2 \right]$$

Let  $\hat{m}(x) = \hat{\mathbb{E}}_n[\hat{f}(O)|X = x]$  denote the regression of  $\hat{f}(O)$  on the test samples, and let  $\tilde{m}(x) = \mathbb{E}_n[f(O)|X = x]$  denote the corresponding oracle regression of  $f(O)$  on  $X$ . Then we have that:

$$\mathbb{E} \left[ \{ \hat{m}(x) - m(x) \}^2 \right] \lesssim \mathbb{E} \left[ \{ \tilde{m}(x) - m(x) \}^2 \right] + \mathbb{E} \{ \hat{r}(x)^2 \} \tag{21}$$



where  $\hat{r}(x) = \hat{r}(x; Z_0^n) \equiv \mathbb{E}[\hat{f}(O)|X = x, O_0^n] - m(x)$ .

For *i.i.d.* data, two independent samples can be arrived at by randomly splitting the sample in half. Further, the same bound holds when using cross-fitting (see e.g. Chernozhukov et al. (2018a)) instead.

## C.4 Implications of doubly robust remainders for CATE estimation

For the case of CATE estimation, Kennedy (2020) (Theorem 2) showed that

$$\{\mathbb{E}[\bar{\psi}(x)|X = x, O_0^n] - \psi(x)\}^2 \leq \left(\frac{2}{\epsilon}\right) \{\pi(x) - \hat{\pi}(x)\}^2 [\{\mu_1(x) - \hat{\mu}_1(x)\}^2 + \{\mu_0(x) - \hat{\mu}_0(x)\}^2]$$

where  $\epsilon < \hat{\pi}(x) < 1 - \epsilon$ . Then, (modulo constants) the expectation of the RHS in (11) can be written as  $\mathbb{E}[\{\hat{\pi}(x) - \pi(x)\}^2] \sum_{w=0}^1 \mathbb{E}[\{\mu_w(x) - \hat{\mu}_w(x)\}^2]$ , if the propensity score and the outcome regressions are fit on separate samples (Kennedy, 2020).

For a simple plug-in estimator,  $\hat{\mu}_1 - \hat{\mu}_0$ , on the other hand, the remainder is given by

$$(\hat{\mu}_1(x) - \hat{\mu}_0(x) - \mu_1(x) - \mu_0(x))^2 \leq 2 * (\{\mu_1(x) - \hat{\mu}_1(x)\}^2 + \{\mu_0(x) - \hat{\mu}_0(x)\}^2)$$

as  $(a + b)^2 \leq a^2 + 2ab + b^2$ .

Because the product term with the propensity score is missing, the rate of convergence of this plug-in estimator will be dominated by the slower-converging of the two regression terms, while the remainder of the doubly robust estimator converges to zero whenever either the estimated regression functions *or* the estimated propensity score converge.

## D Experimental set-up

### D.1 Simulation study 1

#### D.1.1 Data generating processes

In our experiments, we revisit the example setting used in Kennedy (2020), which is based on a difficult piecewise polynomial baseline effect function  $\mu_0(x)$  from Györfi et al. (2006),

while the treatment effect  $\tau(x) = \tau = 0$  is not only constant but also zero. This set-up illustrates very well how plug-in bias affects data-adaptive target function estimates even when the data is only one-dimensional.

Thus, we use the following piecewise polynomial baseline model specification:

$$\begin{aligned} \mu_0(x) = & 0.5 \times \mathbb{1}\{x \leq -0.5\}(x + 2)^2 + (x/2 - 0.875) \times \mathbb{1}\{-0.5 < x \leq 0\} + \\ & \mathbb{1}\{0 < x \leq 0.5\}(-5(x - 0.2)^2 + 1.075) + \mathbb{1}\{x > 0.5\}(x + 0.125) \end{aligned} \quad (22)$$

For continuous outcomes, we generate observations  $Y_i$  using the same model as Kennedy (2020): We simulate inputs

$$\begin{aligned} X_i & \sim \text{Unif}([-1, 1]) \\ W_i & \sim \text{Ber}(\pi(X_i)) \end{aligned} \quad (23)$$

and outcomes as

$$Y_i = W_i * \tau(X_i) + \mu_0(X_i) + \epsilon(X_i) \quad (24)$$

with

$$\epsilon(X_i) \sim \mathcal{N}(0, 0.2 - 0.1 \times \cos(2\pi \times X_i))$$

Further, we use different degrees of selection bias as represented by the propensity score  $\pi(X_i)$ . For the first setting in Figures 2 and 3, we use  $\pi(x) = \pi = 0.5$ , i.e. full randomization. For the second setting in Figures 2 and 3, as well as the results presented in Table 2, we use

$$\pi(x) = 0.1 + 0.8 * \mathbb{1}\{x > 0\} \quad (25)$$

the propensity score used by Kennedy (2020). For the final setting in Figure 2, we use

$$\pi(x) = 0.5 + 0.5 \times b \times \frac{|x|}{2} \quad (26)$$

i.e. there is selection bias that selects individuals with higher absolute values in covariates into treatment, which gets stronger as  $b$  increases in  $[0, 1)$ , but feed the model a propensity score of 0.5 as an input.

In Figure 4 we illustrate the most extreme selection bias setting used in this paper (setting 2), which corresponds to the setting used in Kennedy (2020).

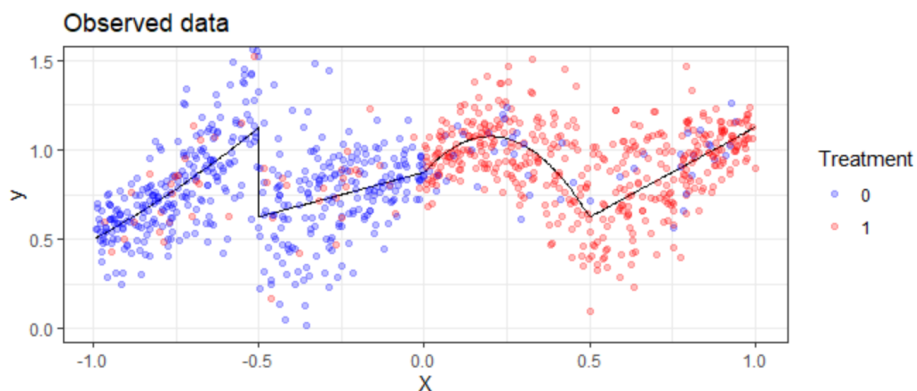


Figure 4: Simulated observed data (dots) and underlying baseline function (black line) for the second setting, for  $n = 1000$

For the binary outcome data, we keep the baseline simulations (23) but for outcome simulations instead use

$$Y_i \sim Ber\left(\frac{W_i * \tau(X_i) + \mu_0(X_i)}{1.5}\right) \quad (27)$$

where scaling by 1.5 is necessary to ensure probabilities between 0 and 1.

### D.1.2 Estimation methods

For all settings, we use the same generic default estimator: whenever the outcome variable is continuous, we use an adaptive smoothing spline, as implemented in base R by the function ‘smooth.spline’. Whenever the outcome is binary, we use an adaptive LogisticGAM based on a natural cubic spline basis, using the default implementation in the python package PyGAM (Servén and Brummitt, 2018). Here, adaptive indicates that the spline smoothness penalty  $\lambda$  is chosen adaptively while fitting, by the default implementation in ‘smooth.spline’ and by grid search in LogisticGAM.

We present results that are averaged over 500 independent simulations using the same DGP, where the MSE is computed on a test-set of 1000 independent hold-out observations in each simulation. When training on very small samples, boundary bias sometimes resulted in highly unusual values for the MSE. Therefore, runs resulting in a  $MSE > 1000$  were discarded for all methods, to avoid contamination of the mean MSE, which was typically below 1.

## D.2 Simulation study 2

For the second simulation study based on the toy-examples in Athey et al. (2019), we simulate inputs as:

$$\begin{aligned} X_i &\sim Unif([0, 1]^{10}) \\ W_i &\sim Ber(\pi(X_i)) \end{aligned} \tag{28}$$

and outcomes as

$$Y_i = W_i * \tau(X_i) + \mu_0(X_i) + \epsilon_i \text{ with } \epsilon_i \sim \mathcal{N}(0, 1) \tag{29}$$

with  $\pi(x)$ ,  $\mu_0(x)$  and  $\tau(x)$  varying as given in Table 3. Regression forests and causal forests are implemented using the R package `grf` released to accompany the paper Athey et al. (2019).