

KBGN: Knowledge-Bridge Graph Network for Adaptive Vision-Text Reasoning in Visual Dialogue

Xiaozhe Jiang¹, Siyi Du¹, Zengchang Qin^{1,2*}, Yajing Sun³, Jing Yu³

¹Intelligent Computing and Machine Learning Lab, School of ASEE, Beihang University, Beijing, China

²AI Research, Codemao Inc. ³Institute of Information Engineering, Chinese Academy of Sciences, Beijing, China

{xzjiang, siyi_wind, zcqn}@buaa.edu.cn, {sunyajing, yujing02}@iie.ac.cn

ABSTRACT

Visual dialogue is a challenging task that needs to extract implicit information from both visual (image) and textual (dialogue history) contexts. Classical approaches pay more attention to the integration of the current question, vision knowledge and text knowledge, despising the heterogeneous semantic gaps between the cross-modal information. In the meantime, the concatenation operation has become de-facto standard to the cross-modal information fusion, which has a limited ability in information retrieval. In this paper, we propose a novel Knowledge-Bridge Graph Network (KBGN) model by using graph to bridge the cross-modal semantic relations between vision and text knowledge in fine granularity, as well as retrieving required knowledge via an adaptive information selection mode. Moreover, the reasoning clues for visual dialogue can be clearly drawn from intra-modal entities and inter-modal bridges. Experimental results on *VisDial v1.0* and *VisDial-Q* datasets demonstrate that our model outperforms exiting models with state-of-the-art results.

CCS CONCEPTS

• Computing methodologies → Visual content-based indexing and retrieval.

KEYWORDS

Visual Dialogue, GNN, Cross-modal Bridge

ACM Reference Format:

Xiaozhe Jiang, Siyi Du, Zengchang Qin, Yajing Sun, Jing Yu. 2020. KBGN: Knowledge-Bridge Graph Network for Adaptive Vision-Text Reasoning in Visual Dialogue. In *Proceeding of the 28th ACM International Conference on Multimedia (MM '20)*, October 12–16, 2020, Seattle, WA, USA. ACM, New York, NY, USA, 9 pages. <https://doi.org/10.1145/3394171.3413826>

1 INTRODUCTION

Thanks to the development of both natural language processing and computer vision research, it inspired a surge of interest in integrating vision and language to construct a more general intelligent agent dealing with applications ranging from Image Captioning

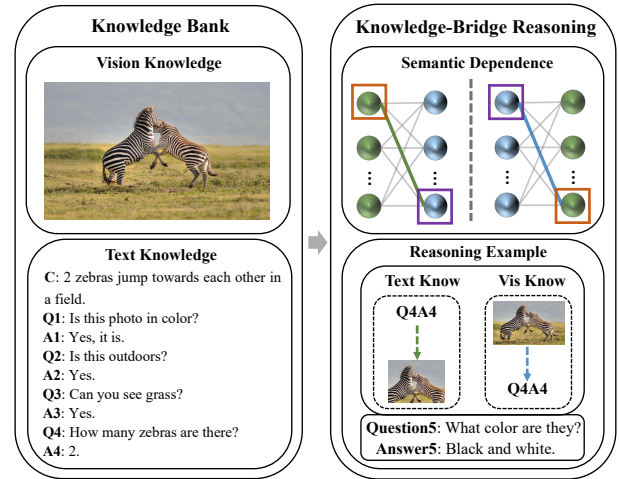


Figure 1: A schematic illustration of KBGN. Given inputs of the image and the dialogue history, the underlying semantic dependence (text to vision dependence: blue lines, vision to text dependence: green lines) is captured by the model in local granularity: Q-A pairs (green balls) and visual objects (blue balls). The key information for answering a given question can be retrieved in cross-modal knowledge bank.

[17, 43], Referring Expressions [42], Visual Question Answering (VQA) [1] to Visual Dialogue [6]. Different from the VQA task, visual dialogue is an on-going conversation about the image, and the relations among visual objects are dynamically shifted with conversational contexts. This requires the agent to retrieve information from both vision knowledge (image) and text knowledge (dialogue history) [6]. Between these two modalities, there exists a heterogeneous semantic gap of implicit referring relations cross modalities. How can we effectively model this semantic gap is a key challenge in visual dialogue task.

In order to solve this challenging problem, some previous studies [44, 46] tried to fuse multiple features of vision and text knowledge. Some other works focused on solving the visual reference resolution problem [21, 36], they basically fuse the vision and text information through attention mechanism to capture key frames that are the most relevant to the current question. However, these works merely assign the global representation from one modality to another, i.e. encode the whole vision information (or text information) to a vector to attend each element from text information (or vision information). As a result, they fail in bridging the cross-modal semantic gap in fine granularity, which means that they cannot

*Corresponding author.

Permission to make digital or hard copies of all or part of this work for personal or classroom use is granted without fee provided that copies are not made or distributed for profit or commercial advantage and that copies bear this notice and the full citation on the first page. Copyrights for components of this work owned by others than ACM must be honored. Abstracting with credit is permitted. To copy otherwise, or republish, to post on servers or to redistribute to lists, requires prior specific permission and/or a fee. Request permissions from [permissions@acm.org](https://permissions.acm.org).

MM '20, October 12–16, 2020, Seattle, WA, USA

© 2020 Association for Computing Machinery.

ACM ISBN 978-1-4503-7988-5/20/10...\$15.00

<https://doi.org/10.1145/3394171.3413826>

capture the underlying semantic dependence between each entity in two modalities. It cannot be neglected as the vision knowledge is visual object-relationship-sensitive [11, 15] and the text knowledge is context-sensitive [49]. We thereby take these underlying semantic dependence in visual and textual contexts into consideration to bridge the vision-text semantic gap, which means to relate visual objects and question-answering (Q-A) pairs (Figure 1). In intra-modal relational reasoning, the graph structure is used to capture the vision or text dependence. For inter-modal relational modeling, the cross-modal graph network is employed to exploit the latent dependence between each entity of vision and text knowledge. For example, as shown in Figure 1: given “Q5: What color are they?”, the agent first targets on Q4A4 according to the textual dependence, for Q4A4 illustrates that “they” refers to “2 zebras”. If we can bridge semantic information between each entity of text and vision knowledge, the inter-modal dependence can be captured in local granularity. Thus our model can accurately figure out the representation of Q4A4 in vision domain instantly, and then extracts the color attribute for “2 zebras” in vision knowledge.

Even if the cross-modal relation is well modeled, there still exists another problem: how to retrieve the key information for answer prediction. Classical methods adopt a rigid information selection mode via directly concatenating cross-modal information [6, 11, 15, 18, 21, 36, 44]. This may introduce some redundant information because the information from different modality has different contributions to answering a question. Distinct from previous work, we propose an adaptive information retrieval mode to capture reasoning clues. As shown in Figure 1: When answering “Q3: Can you see grass?”, the agent takes more vision information. While answering “Q4: How many zebras are there?”, the agent pays more attention to text knowledge (i.e. from Caption C: “2 zebras”). By this way, the most relevant information in different modalities can be selected to predict the answer.

In this paper, we propose the Knowledge-Bridge Graph Network (KBGN) to model the cross-modal semantic gap and retrieve question-related information adaptively in visual dialogue. KBGN utilizes the current question as the query to guide and search relevant information from both vision and text knowledge. The framework contains three main modules, i.e. *Knowledge Encoding*, *Knowledge Storage* and *Knowledge Retrieval*. Specifically, the Knowledge Encoding module encodes the visual and textual information from inputs to capture the text and the vision relations within the intra-modal knowledge. The Knowledge Storage module further bridges the vision and text gap to store the text-riched vision information and the vision-riched text information to the *knowledge bank*, respectively. The Knowledge Retrieval module adaptively selects relative information from vision and text knowledge for the final answer.

Our main contributions can be summarized as follows: (1) We propose a novel framework using graph network models to bridge the cross-modal knowledge information and capture the implicit dependence in two modalities. Furthermore, the model follows a more flexible information selection mode, which can adaptively retrieve information from both vision and text knowledge. (2) To our best knowledge, we are the first to apply graph structure to build cross-modal information bridges for capturing the underlying dependence between vision and text modalities in fine granularity

in visual dialogue. (3) The proposed model achieves the state-of-the-art results on two large-scale datasets: VisDial v1.0 [6] and VisDial-Q [14]. More importantly, the reasoning clues can be clearly seen by using the proposed model.

2 RELATED WORK

Visual Dialogue [6] is a challenging task in vision and language problems, it requires to consider multi-round dialogue history and the image in order to find the best candidate answer. Classical methods studied the fusion of the current question, dialogue history and image via using attention mechanism [6, 18, 36, 44]. For example, Seo et al. [36] leveraged a neural attention network to resolve the current reference problem in visual dialogue. Wu et al. [44] employed a sequential co-attention model to selectively focus on images and dialogue history. The general idea of these works is assigning the global representation from one modality to attend the other and then adopting Late Fusion [6] to incorporate information. However, this may cause two problems: 1) Semantic gaps between the cross-modal information cannot be well captured by using global information to attend local information from another modality. 2) It’s unreasonable to view each piece of information equally and utilize the concatenation operation when answering diverse questions. To solve the above problems, we consider to use graph neural network to model cross-modal relations in fine granularity and further design a novel model to retrieve information adaptively based on the query.

Graph Neural Network (GNN) was first introduced by Gori et al. [10], and further studied in [34]. Research in GNN has become a hot topic in deep learning, and it can be roughly categorized into graph convolution network [8, 20, 27], graph attention network [22, 40], graph auto-encoder [3, 41], graph generation network [2, 7] and graph spatial-temporal network [45, 47]. Due to the brain-like reasoning process and a more graceful, concise way to present dependence information, GNN has been used in some studies of vision and language tasks [23, 39]. For visual dialogue, there were some graph-based works that focused on the dialogue structure recovering [49], deep visual understanding [11, 15] and answer information revolving [35]. Although they have achieved a significant improvement in performance, the core idea of modeling cross-modal semantic gap is still the same with previous approaches. The application of GNN to capture semantic dependence between cross-modal information in visual dialogue has been less studied, though it has a great performance in capturing the structured data [15, 49]. For the first time, we propose to use the graph edge to construct bridges between nodes of vision (image) and text knowledge (dialogue history) in visual dialogue, it helps to shrink the cross-modal semantic gap between two domains of knowledge.

3 METHODOLOGY

According to Das et al. [6], in the visual dialogue task, an agent is required to reason based on a given image I , caption C , dialogue history $H_t = \{C, (Q_1, A_1), \dots, (Q_{t-1}, A_{t-1})\}$, and the current question Q_t at round t . The task is to rank a list of 100 candidate answers $\mathbb{A} = \{A_1, A_2, \dots, A_{100}\}$ and return the best answer A_t to Q_t . As shown in Figure 2, the model consists of three modules: *Knowledge Encoding*, *Knowledge Storage* and *Knowledge Retrieval*. Each module

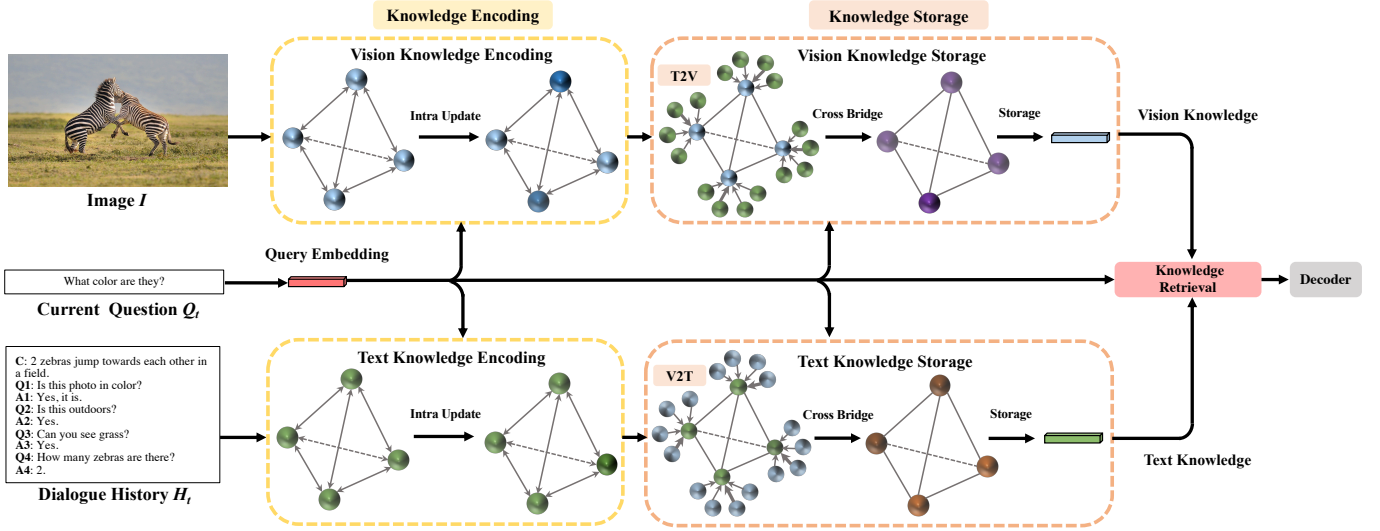


Figure 2: Overall structure of the KBGN model, where T2V is the Text to Vision GNN and V2T is the Vision to Text GNN. The model mainly contains three main modules in each modality: Knowledge Encoding, Knowledge Storage and Knowledge Retrieval.

performs its own function but cooperates with each other. Overall speaking, our model first encodes diverse information separately, then stores cross-modal information with underlying relation and finally retrieves required information when the question is asked. Specifically, given the current question Q_t , the knowledge I and knowledge H_t , we first construct an intra-modal GNN to capture the intra-modal semantic dependence via Knowledge Encoding module. To model the semantic gap between the vision and text knowledge, we use cross-modal GNN to grip the inter-modal semantics between the intra-dependence-aware knowledge in local granularity. Then global knowledge information is stored into knowledge bank under the comprehensive consideration of intra-dependence-aware and inter-dependence-aware local knowledge via Knowledge Storage module. In the end, the Knowledge Retrieval module adopts a more adaptive selection strategy to retrieve the key knowledge from vision and text knowledge bank adaptively for the answer prediction. The reasoning clues are from local entities of the intra-modal knowledge and bridges of the inter-modal connection. We will introduce the details of each module in this section.

3.1 Knowledge Encoding

Different from the textual information in other NLP tasks, such as document summarization [26, 37, 38], the textual information in visual dialogue has obviously structured characteristics between each Q-A pair [49]. In the meantime, distinct from other vision-language tasks, like VQA, the relationship between each visual entity is widely asked [15]. Take these two key problems into consideration and inspired by the work of [49] and [15], we encode vision and text knowledge via graph neural network to further select the most important information within intra-modality. More importantly, the graph structure is convenient to build a bridge between vision and text knowledge, for the nodes in the graph can be connected by the edges naturally. Knowledge Encoding module

is presented with yellow boxes in Figure 2, and contains two parts: *Vision Knowledge Encoding* and *Text Knowledge Encoding*.

Vision Knowledge Encoding

For the vision knowledge graph, the nodes $V = \{v_i\}^N$ are visual entities, which can be detected by a pre-trained Faster-RCNN [33] where N is the number of detected objects. The edges $E = \{e_{ij}\}^{N \times N}$ are the visual relationships between nodes provided by a visual relationship encoder in [48]. The vision knowledge graph is a fully-connected graph by assuming that the relationship exists in each node and the unknown-relationship is treated as a special relationship. Based on the vision knowledge graph, we further abandon the useless information and select query-relevant information for the Knowledge Storage module. As shown in Figure 3, the vision knowledge graph is updated as follows.

Query-Guided Relation Selection: Under the guidance of current query vector Q_t (encoded by an unidirectional LSTM [13]), the query-relevant relation information is selected by the following operations:

$$\alpha_{ij} = \text{softmax}(\mathbf{W}_e(\mathbf{W}_1 Q_t \circ \mathbf{W}_2 e_{ij})) \quad (1)$$

$$\tilde{e}_{ij} = \alpha_{ij} e_{ij} \quad (2)$$

where “ \circ ” denotes the element-wise product, α_{ij} (as well as $\beta_{ij}, \gamma_{ij}, \delta_{ij}, \eta_i^v, \mu_i^v$) is attention value and \mathbf{W}_1 (as well as $\mathbf{W}_2, \dots, \mathbf{W}_{11}$) is the linear transformation layer¹.

Query-Guided Graph Convolution: Each node in the graph is updated by its neighborhoods and relevant relationships:

$$\beta_{ij} = \text{softmax}(\mathbf{W}_v(Q_t \circ (\mathbf{W}_3[v_j, \tilde{e}_{ij}]))) \quad (3)$$

$$\tilde{v}_i = \sum_{j=1}^N \beta_{ij} v_j \quad (4)$$

¹For conciseness, all the bias terms of linear transformations in this paper are omitted.

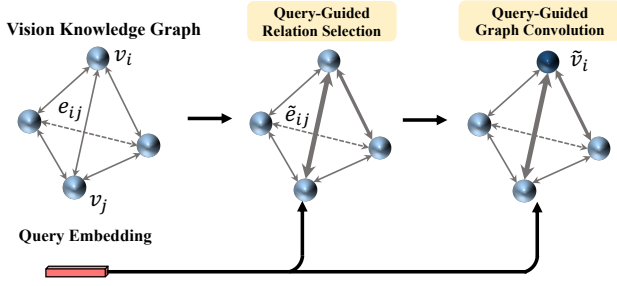


Figure 3: The process of Intra Update has two steps: *Query-guided relation selection* and *query-guided graph convolution*.

where “[\cdot , \cdot]” denotes concatenation, \tilde{v}_i is updated representation of center node and v_j represents the neighborhood w.r.t. \tilde{v}_i .

Text Knowledge Encoding

For the text knowledge graph, the nodes $S = \{s_i\}^t$ (t : the round number) are dialogue entities (each Q-A pair in H_t), which are extracted by an unidirectional LSTM and encoded with the concatenation of GloVe [30] and ELMo [31] word embeddings. The edges $R = \{r_{ij}\}^{t \times t}$ are the context dependence between nodes, which are provided by semantic dependence encoder via the concatenation of center node s_i and its neighbor s_j , i.e. $r_{ij} = [s_i, s_j]$. Based on the text knowledge graph, we further abandon the unrelated information and select query-relevant knowledge for the next Knowledge Storage module. The text knowledge graph is also updated by the *Query-Guided Relation Selection* and *Query-Guided Graph Convolution*, which is similar to the update of vision knowledge graph (just with different inputs). Due to the space limitations, the details of update operation are omitted. Then the updated text knowledge graph is denoted as $\tilde{S} = \{\tilde{s}_i\}^t$.

3.2 Knowledge Storage

Intuitively, humans are exposed to massive information all the time, while we can merely store impressive information to the knowledge bank. Fortunately, it is easy for a healthy brain to store cross-modal knowledge, since our brain has the amazing ability to keep cross-modal information in diverse modalities simultaneously [29]. However, how to construct a bridging relation between vision and text knowledge in learning models is particularly important in visual dialogue or even the general AI research. Thanks to the sufficient study of graph neural network (GNN), the structure of GNN can be naturally used as bridges to set up semantic relations between entities cross modalities. To move a further step, we design two cross-modal GNNs ($T2V$ and $V2T$ mentioned below) to bridge the cross-modal gap and capture the underlying inter-modal semantics when storing knowledge. Knowledge Storage module is presented with orange boxes in Figure 2, which contains two parts: *Vision Knowledge Storage* and *Text Knowledge Storage*.

Vision Knowledge Storage

For the Text to Vision GNN ($T2V$, shown in Figure 2), each intra-modal center node (blue ball) \tilde{v}_i is connected with all the inter-modal cross nodes (green balls) $\tilde{S} = \{\tilde{s}_i\}^t$ by t edges B_{ij}^v . B_{ij}^v captures underlying semantic dependence from each entity of text

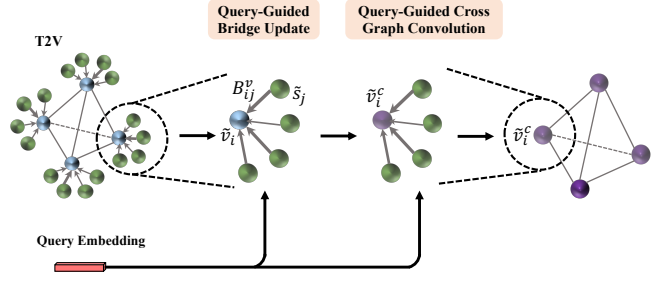


Figure 4: The illustration of the cross bridge operation, where $T2V$ is the Text to Vision GNN. We highlight the operation on a specific center node (dotted circle). The operation of cross-modality relation modeling in text is similar to this but has different inputs.

knowledge to vision knowledge, which is provided by the cross-modal dependence encoder via the concatenation of \tilde{v}_i and \tilde{s}_j , i.e. $B_{ij}^v = [\tilde{v}_i, \tilde{s}_j]$. The storage strategy mainly contains two steps: *Cross Bridge* and *Storage*.

Cross Bridge: This step aims to update the intra-modal center node with the inter-modal cross node to align different entities from vision and text knowledge. As shown in Figure 4, Cross Bridge contains two parts: *Query-Guided Bridge Update* and *Query-Guided Cross Graph Convolution*.

1) *Query-Guided Bridge Update* aims to capture the underlying semantic dependence between the cross-modal information in local granularity, under the guidance of the query Q_t :

$$\gamma_{ij} = \text{softmax}(\mathbf{W}_b^v(\mathbf{W}_4 Q_t \circ \mathbf{W}_5 B_{ij}^v)) \quad (5)$$

$$\tilde{B}_{ij}^v = \gamma_{ij} B_{ij}^v \quad (6)$$

2) *Query-Guided Cross Graph Convolution* devotes to introducing inter-modal aligned knowledge via the updated cross-modal bridge as described above:

$$\delta_{ij} = \text{softmax}(\mathbf{W}_c^v(Q_t \circ (\mathbf{W}_6 [\tilde{s}_j, \tilde{B}_{ij}^v]))) \quad (7)$$

$$\tilde{v}_i^c = \sum_{j=1}^t \delta_{ij} \tilde{s}_j \quad (8)$$

where \tilde{v}_i^c captures the aligned information of vision knowledge in text domain.

Storage: Each node in the graph represents the local information of vision knowledge. Storage aims to get the global information for the vision knowledge, guided by the query. As shown in Figure 5, Storage contains two parts: *Local Knowledge Storage* and *Global Knowledge Storage*.

1) *Local Knowledge Storage* focuses on the fusion of intra-dependence-aware local knowledge \tilde{v}_i and inter-dependence-aware local knowledge \tilde{v}_i^c . We assign a gate operation on these two graph’s nodes to obtain the local vision knowledge adaptively:

$$\text{gate}_i^v = \sigma(\mathbf{W}_l^c[\tilde{v}_i, \tilde{v}_i^c]) \quad (9)$$

$$\tilde{v}_i^l = \mathbf{W}_7(\text{gate}_i^v \circ [\tilde{v}_i, \tilde{v}_i^c]) \quad (10)$$

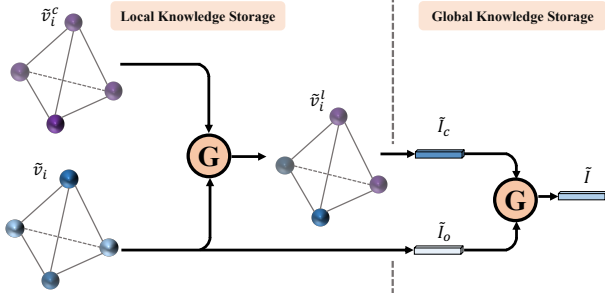


Figure 5: The illustration of the Storage operation, where “G” represents gate operation given inputs. It mainly contains two parts: local knowledge storage and global knowledge storage. The operation in text knowledge storage is similar to the operation in vision but has different inputs.

2) *Global Knowledge Storage* targets on the global intra-modal knowledge information generation, since the diverse local knowledge may contain redundant information, as well as human can only store impressive information to the knowledge bank. The original global intra-modal knowledge \tilde{I}_o is calculated as follows:

$$\eta_i^v = \text{softmax}(\mathbf{W}_e^v(Q_t \circ (\mathbf{W}_8 \tilde{v}_i))) \quad (11)$$

$$\tilde{I}_o = \sum_{i=1}^N \eta_i^v \tilde{v}_i \quad (12)$$

The cross global intra-modal knowledge \tilde{I}_c can be calculated as:

$$\mu_i^v = \text{softmax}(\mathbf{W}_a^v(Q_t \circ (\mathbf{W}_9 \tilde{v}_i^l))) \quad (13)$$

$$\tilde{I}_c = \sum_{i=1}^N \mu_i^v \tilde{v}_i^l \quad (14)$$

Then the global vision knowledge is stored by a gate operation:

$$\text{gate}_g^v = \sigma(\mathbf{W}_l^g[\tilde{I}_o, \tilde{I}_c]) \quad (15)$$

$$\tilde{I} = \mathbf{W}_{10}(\text{gate}_g^v \circ [\tilde{I}_o, \tilde{I}_c]) \quad (16)$$

Text Knowledge Storage

For the Vision to Text GNN (V2T, shown in Figure 2), each intra-modal center node (green ball) \tilde{s}_i is connected with all the inter-modal cross nodes (blue ball) $\tilde{v} = \{\tilde{v}_i\}^N$ by N edges B_{ij}^s . B_{ij}^s tackles the latent semantic dependence from each entity of vision knowledge to text knowledge, provided by another cross-modal dependence encoder via the concatenation of \tilde{s}_i and \tilde{v}_j , i.e. $B_{ij}^s = [\tilde{s}_i, \tilde{v}_j]$. Then the storage strategy also contains two steps: *Cross Bridge* and *Storage*, which is similar to the Vision Knowledge Storage (just with different inputs). Due to the space limitations, the details are omitted. After Text Knowledge Storage, the model stores the global text knowledge information \tilde{H}_t .

3.3 Knowledge Retrieval

As mentioned in Section 1, when responding to the question, the answer clue may come from vision knowledge, text knowledge or both. Previous encoder frameworks, like Late Fusion (LF) [6] and Memory Network (MN) [6], failed in selecting favorable knowledge adaptively. As shown in Figure 6, we assign a gate operation to

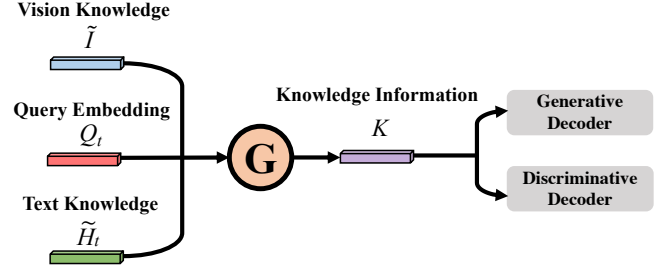


Figure 6: The illustration of the Knowledge Retrieval with multi-type decoders, where “G” represents gate operation given inputs. Under the awareness of current query, it can adaptively select relevant information to predict the answer.

retrieve valuable knowledge information K from vision knowledge and text knowledge under the awareness of query Q_t :

$$\text{gate}_r = \sigma(\mathbf{W}_r[Q_t, \tilde{I}, \tilde{H}_t]) \quad (17)$$

$$K = \mathbf{W}_{11}(\text{gate}_r \circ [Q_t, \tilde{I}, \tilde{H}_t]) \quad (18)$$

Then K is fed to the decoder. There exist two types of decoders in visual dialogue: *discriminative* and *generative*. Discriminative decoder ranks all the answers in the answer candidates \mathbb{A} , while generative decoder outputs probability distribution over the vocabulary at each decoding step. More details of these two types decoders are implemented in [6].

4 EXPERIMENTS

Datasets: We conduct extensive experiments on recently published datasets: VisDial v1.0 [6] and VisDial-Q [14]. VisDial v1.0 was collected via two Amazon Mechanical Turk (AMT) subjects chatting about an image. For this dataset, examples are split into *train* (120k), *val* (2k) and *test* (8k), and each dialogue consists of 10 rounds of question-answer pairs on MSCOCO images [24]. The *train* set contains dialogues regarding COCO-*trainval*, while *val* and *test* set consist of dialogues concerning extra 10k COCO-like images from Flickr. In order to assess the performance of a model asking questions, Jain et al. [14] first proposed VisDial-Q dataset, which is built upon VisDial v0.9 [6]. VisDial-Q dataset splitting is 80k for *train*, 3k for *val* and 40k as the *test*.

Evaluation Metrics: We follow the metrics in [5] to evaluate response performance. Specifically, the model is required to return a sorting of 100 candidate answer options and evaluated on retrieved metrics: (1) existence of the human response in top k responses, i.e. Recall@ k ($R@k$, $k = 1, 5, 10$), (2) mean rank of human response (Mean), (3) mean reciprocal rank (MRR) on VisDial v1.0 and VisDial-Q dataset. For VisDial v1.0, an extra metric, Normalized Discounted Cumulative Gain (NDGG), is involved for a more comprehensive performance study. Lower value for Mean and higher values for all the other metrics are desirable.

Implementation Details: For the vision knowledge extractor, we utilize Faster-RCNN [33] with the ResNet-101 to pick up top 36 object regions (i.e. $N = 36$) and produce the 2048-dimension region features. The maximum sentence length of the dialogue history and the current question are set to 20. The hidden state size of LSTM blocks is all set to 512. The dimension of each edge in the graph

Table 1: Result comparison on test-standard set of VisDial v1.0 on discriminative method.

Model	MRR	R@1	R@5	R@10	Mean	NDCG
LF [6]	55.42	40.95	72.45	82.83	5.95	45.31
HRE [6]	54.16	39.93	70.47	81.50	6.41	45.46
MN [6]	55.49	40.98	72.30	83.30	5.92	47.50
CorefMN [21]	61.50	47.55	78.10	88.80	4.40	54.70
RvA [28]	63.03	49.03	80.40	89.83	4.18	55.59
DL-61 [12]	62.20	47.90	80.43	89.95	4.17	57.32
DAN [18]	63.20	49.63	79.75	89.35	4.30	57.59
VGNN [49]	61.37	47.33	77.98	87.83	4.57	52.82
FGA [35]	63.70	49.58	80.98	88.55	4.51	52.10
DualVD [15]	63.23	49.25	80.23	89.70	4.11	56.32
CAG [11]	63.49	49.85	80.63	90.15	4.11	56.64
KBGN (ours)	64.13	50.47	80.70	90.16	4.08	57.60

Table 2: Result comparison on validation set of VisDial v1.0 on generative method. † Re-trained by [9].

Model	MRR	R@1	R@5	R@10	Mean	NDCG
MN-G [6] †	47.83	38.01	57.49	64.08	18.76	56.99
HCAE-G [25] †	49.07	39.72	58.23	64.73	18.43	59.70
CoAtt-G [44] †	49.64	40.09	59.37	65.92	17.86	59.24
ReDAN-G [9]	49.60	39.95	59.32	65.97	17.79	59.41
KBGN (ours)	50.05	40.40	60.11	66.82	17.54	60.42

is all set to 512. We use Adam [19] optimizer to train our model with 16 epochs and cross entropy loss. We first conduct warm-up strategy which trains the model with initial learning rate $1e-3$ and warm-up factor 0.2 for 2 epochs and then utilizes cosine annealing learning strategy with initial learning rate $1e-3$ and final learning rate $3.4e-4$ for the rest of epochs. The mini-batch size is 15 and the drop ratio is 0.5.

4.1 Overall Results

We first conduct experiments on VisDial v1.0 [6], which is the latest dataset for visual dialogue task. To further evaluate the performance of the proposed model, we conduct experiments on VisDial-Q dataset [14], which aims to predict the generation of the next round question. The results are described as follows.

Performance on VisDial v1.0

We compare our model KBGN with state-of-the-art discriminative models and generative models on VisDial v1.0. The results are shown in Table 1 and Table 2 respectively. LF focuses on multi-modal information fusion. HRE, MN, CorefMN, RvA and DAN are attention-based models. VGNN, FGA, DualVD and CAG are graph-based models (the second block in Table 1). DL-61 extends the traditional one-stage solution to a two-stage solution by adding the re-ranking mechanism after traditional methods.

As shown in Table 1 and Table 2, KBGN outperforms all the approaches on most metrics whatever in discriminative method or generative method models, especially on R@1 on discriminative method (our model outperforms previous SOTA model CAG by 0.62% on R@1, while CAG outperforms FGA by 0.27% on R@1), which demonstrates the superiority of our model.

Table 3: Result comparison on validation set of VisDial-Q. † We re-train the model on VisDial-Q.

Model	MRR	R@1	R@5	R@10	Mean
LF [6] †	18.45	7.80	26.12	40.78	20.42
MN [6] †	39.83	25.80	54.76	69.80	9.68
SF-QI [14]	30.21	17.38	42.32	57.16	14.03
SF-QIH [14]	40.60	26.76	55.17	70.39	9.32
VGNN [49]	41.26	27.15	56.47	71.97	8.86
KBGN (ours)	41.39	27.23	56.27	72.01	9.19

The analysis is as follows: 1) The work of DualVD, CAG and VGNN are the most relevant to our model, for VGNN constructs graph on dialogue history and DualVD and CAG utilize scene graph to inference on the image. KBGN boosts the performance on all metrics compared with these three models, which proves the effectiveness of our method. 2) FGA in Table 1 performs a little higher on R@5 than ours, for FGA introduces the information of the candidate answers to the encoder side, while we do not employ answers' information for reasoning. 3) We compare our model with single-step models and traditional generative models. ReDAN [9] adopts multi-step reasoning and outperforms our model on some metrics. DMRM [4] and DAM [16] achieve higher performance by designing a more complex generative decoder. HACAN [46] introduces multi-head attention and two-stage training, achieving comparable results with us. What's more, Qi et al. [32] achieves better performance on NDCG by adding NDCG for training loss, while performs worse on other metrics. Applying our model to multi-step reasoning and introducing NDCG to training strategy are insightful future works.

Performance on VisDial-Q

We further conduct experiments on VisDial-Q dataset to evaluate the performance of KBGN. The inputs of VisDial-Q are an image I with its caption C , dialogue history till round $t-1$, $H_t = \{C, (Q_1, A_1), \dots, (Q_{t-1}, A_{t-1})\}$, and current query $Q_t^q = \{Q_t, A_t\}$. The aim is to rank a list of 100 candidate questions to predict the next round question Q_{t+1} .

Note that we only evaluate discriminative ability of our model on VisDial-Q dataset by convention. The results are shown in Table 3, where SF-QI and SF-QIH are the attention-based models. KBGN outperforms all the approaches on most metrics, except for R@5 and Mean.

The following reasons may cause the unsuccessful performance on R@5 and Mean: 1) VGNN adopts more complex reasoning operations on the graph and introduces more complex training algorithms, like EM algorithm, to train the model. The reasoning step for KBGN is not as complex as VGNN and we barely use the traditional training strategy in visual dialogue to train the whole model. More importantly, without the complex reasoning and training strategy like VGNN utilizes, the performance of KBGN is comparable to VGNN's, which also proves the effectiveness of the proposed method. 2) The Knowledge Retrieval module is designed for adaptively selecting information from vision and text knowledge, for the reasoning clues clearly exist in one of the knowledge banks or both. However, the next question prediction may not fit this situation, for the agent can ask any questions within the visual contents, as

Table 4: Ablation study of KBGN on validation set of VisDial v1.0 about essential components of KBGN.

Model	MRR	R@1	R@5	R@10	Mean	NDCG
VTA	63.77	49.50	80.33	90.05	4.25	56.50
VETA	64.23	50.19	80.62	90.17	4.17	57.19
VETE	64.43	50.91	80.96	90.21	4.12	57.60
VT2V	64.52	50.99	81.14	90.35	4.07	58.11
TV2T	64.60	51.07	81.33	90.46	4.03	58.53
KBGN	64.86	51.37	81.71	90.54	4.00	59.08

long as the agent desires. Designing a framework specifically for VisDial-Q task is another future work.

4.2 Ablation Study

To prove the influence of the essential components of KBGN and the effectiveness of the construction of cross-modal graph neural network, we keep the decoder as the discriminative decoder and then conduct experiments on VisDial v1.0 validation set.

The Effectiveness of Essential Components

The whole architecture mainly incorporates three essential components: intra-knowledge graph, cross-modal graph and knowledge retrieval gate. We consider the following ablation models to verify the influence of each component in vision knowledge and text knowledge:

(1) **VTA**: this is our baseline model. It utilizes the question to attend each entity of vision knowledge and text knowledge to get global vision knowledge and global text knowledge. Then the Late Fusion framework [6] is adopted to fuse the information of question, global vision knowledge and global text knowledge.

(2) **VETA**: compared with VTA, this model applies vision knowledge graph to encode and update vision knowledge.

(3) **VETE**: compared with VETA, this model applies text knowledge graph to encode and update text knowledge.

(4) **VT2V**: compared with VETE, this model utilizes Vision to Text GNN to capture the latent semantic dependence.

(5) **TV2T**: compared with VT2V, this model utilizes Text to Vision GNN to grip implicit semantic dependence.

(6) **KBGN**: this is our comprehensive model, which further uses Knowledge Retrieval module to select question-relevant knowledge.

The results are shown in Table 4, the key observations and analysis are as follows: 1) **VETA** considers vision knowledge encoding by constructing graph neural network on vision entities. **VETE** focuses on the semantic dependence between each entity in text knowledge. After introducing graph neural network to vision knowledge and text knowledge, it increases by 0.69% and 0.41% on NDCG respectively. This illustrates the utility of the encoding and updating strategy on vision and text knowledge via Knowledge Encoding module. 2) **VT2V** devotes to the construction of text to vision cross-modal bridge. **TV2T** pays more attention to the connection of vision knowledge to text knowledge. After the consideration of involving Vision to Text GNN (V2T) and Text to Vision GNN (T2V) to Knowledge Storage module, it increases by 0.51% and 0.42% on NDCG respectively, which proves the advantages of the construction of

Table 5: Ablation study of KBGN on VisDial v1.0 validation set about the construction of cross-modal GNN.

Model	MRR	R@1	R@5	R@10	Mean	NDCG
V-NoRel	64.64	50.94	81.33	90.20	4.21	58.65
V-RRel	64.71	51.26	81.54	90.35	4.11	58.84
T-NoRel	64.59	50.96	81.28	90.26	4.20	58.71
T-RRel	64.70	51.30	81.55	90.33	4.14	58.86
KBGN	64.86	51.37	81.71	90.54	4.00	59.08

cross-modal bridge when capturing the underlying semantic dependence in cross-modal information. 3) The models mentioned above directly concatenate the cross-modal information to fusion, while **KBGN** moves a further step to retrieve reasoning clues via the gate operation. It further increases the performance on NDCG by 0.55%, which confirms the effectiveness of the information selection mode adopted by Knowledge Retrieval. How to construct a more complex and adaptive fusion strategy is a bright future work.

The Effectiveness of Cross-modal Graph Neural Network

After the examination of essential components of KBGN, we will further evaluate the method that we use in the construction of cross-modal graph neural network. To our best knowledge, we are the first to apply graph structure to build knowledge bridges in visual dialogue. We choose the following ablation models to prove the effectiveness of cross-modal graph neural network:

(1) **V-NoRel**: this model replaces relation embeddings with unlabeled edges on Text to Vision GNN and the convolution is computed as inter-modal attention.

(2) **V-RRel**: this model adopts random initialization to initialize the relation embeddings on Text to Vision GNN.

(3) **T-NoRel**: similar to V-NoRel, this model replaces relation embeddings with unlabeled edges on Vision to Text GNN and the convolution is computed as inter-modal attention.

(4) **T-RRel**: similar to V-RRel, this model adopts random initialization to initialize the relation embeddings on Vision to Text GNN.

(5) **KBGN**: this is our full model, which utilizes the concatenation of intra-modal center nodes and inter-modal cross nodes as the initial relation embeddings (implemented in Section 3.2).

The results are shown in Table 5, the key observations and analysis are as follows: 1) **V-NoRel** and **T-NoRel** bridge the cross-modal knowledge information without relation dependence. Compared with KBGN, the performance of V-NoRel and T-NoRel on NDCG decreases by 0.43% and 0.37% respectively, which proves that the relation dependence exists in cross-modal information. 2) **V-RRel** and **T-RRel** take relation dependence into consideration and randomly initialize the relation embeddings. It increases by 0.19% and 0.15% on NDCG respectively, while still has 0.24% and 0.22% gap to KBGN separately. 3) **KBGN** further views the combination of cross-modal information as initial relation dependence, which performs best on all the metrics among the models in Table 5. It demonstrates that the method, adopted by us, has dominant advantages in bridging the cross-modal gap in visual dialogue. What's more, we also vote for more powerful construction strategy to the cross-modal graph neural network in visual dialogue.

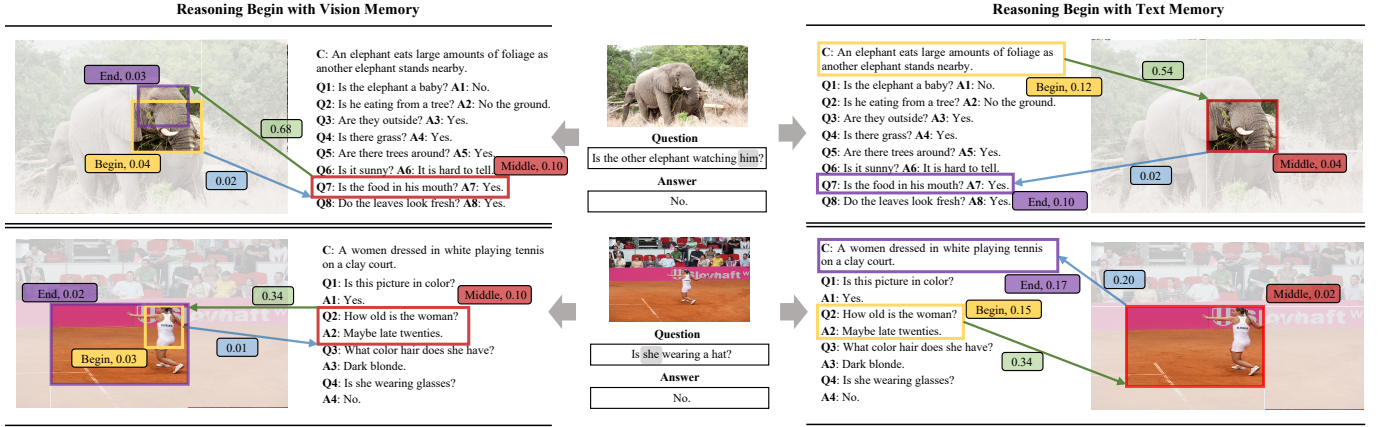


Figure 7: Visualization for cross-modal bridge reasoning. For example, we first highlight the most relevant vision object (yellow box) according to attention weights of each object (μ_i^v in Eq. 13). Then we can find the relevant text region (red box) with the top one attended V-T (vision to text) relationships (γ_{ij} in Eq. 5). In the end, we underline the vision object (purple box) with the top one attended T-V relationships.

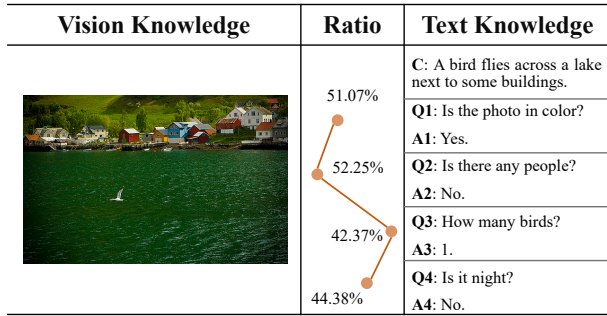


Figure 8: Visualization for adaptive knowledge retrieval reasoning. The orange polyline represents the ratio of total gate values for vision knowledge (Eq. 17, abandon query gate) when answering the Q1, ..., Q4.

4.3 Qualitative Analysis

We further review the reasoning evidence by visualizing the process of cross-modal bridge reasoning and knowledge information retrieval on VisDial v1.0 validation set on discriminative method.

Cross-modal Bridge Reasoning

To figure out how the cross-modal graph network works, we visualize the cross-modal bridge reasoning process. As shown in Figure 7, there are two examples with two reasoning clues for answering the question. Take the *Reasoning Begin with Text Knowledge* for example to analyze: When answering “Is the other elephant watching him?”, to determine what is “him” referring to, the model focuses on the caption C to get the reasoning clue “an elephant” according to intra-modal semantic dependence. Since the cross-modal bridge exists in cross-modal knowledge information, the model accurately finds the corresponding representation (the visual object with red box in the first example) in the vision knowledge. Furthermore, the model links the vision knowledge with Q7A7 via cross-modal bridge, for Q7A7 is the description of vision knowledge in text

domain. And then it resolves “him” on the elephant that is eating grass, which also reveals that the cross-modal relation dependence exists in cross-modal information. Similar observation exists in the second example, illustrating that the cross-modal graph network proposed by us can bridge the cross-modal gap successfully, as well as capture the underlying semantic dependence between each entity of vision and text knowledge.

Adaptive Knowledge Retrieval Reasoning

Another advantage of KBGN is that it selects the knowledge from different modalities adaptively, under the awareness of questions. As shown in Figure 8, the ratio polyline reveals the information selection mode of KBGN when facing diverse questions: Confronted with “Is the photo in color?” and “Is there any people?”, the model focuses more on the vision knowledge to retrieve “color” and “people” in the photo. Whereas answering “How many birds?”, the model pays more attention to the text knowledge, going back to the caption C to get the reasoning clue “A bird”. Moreover, to define what is “it” in Q4, the model selectively concentrates on the text knowledge and grounds the reference “it” to the “photo” in Q1, revealing that the model can adaptively select information from vision and text knowledge. This observation also exists in lots of other cases from the dataset.

5 CONCLUSION

In this paper, we propose a novel model for visual dialogue by capturing underlying semantic dependence, as well as retrieving advisable information adaptively in two modalities. We applied graph neural network (GNN) in modeling the relations between the visual dialogue cross-modal information in fine granularity. Experimental results on two benchmark large-scale datasets illustrate the superiority of our new proposed model. More importantly, the reasoning clues can be clearly seen by utilizing the proposed model. Last but not the least, we vote for other more powerful construction and training strategy to the cross-modal graph neural network, which is also our future work.

REFERENCES

- [1] Aishwarya Agrawal, Jiasen Lu, Stanislaw Antol, Margaret Mitchell, C. Lawrence Zitnick, Devi Parikh, and Dhruv Batra. 2017. VQA: Visual Question Answering. *International Journal of Computer Vision, IJCV* 2017, 123, 1, 4–31.
- [2] Aleksandar Bojchevski, Aleksandr Shchur, Daniel Zügner, and Stephan Günnemann. 2018. NetGan: Generating Graphs via Random Walks. In *International Conference on Machine Learning, ICML 2018*. 610–619.
- [3] Shaosheng Cao, Wei Lu, and Qionghai Xu. 2016. Deep Neural Networks for Learning Graph Representations. In *The National Conference on Artificial Intelligence, AAAI 2016*. 1145–1152.
- [4] Feilong Chen, Fandong Meng, Jiaming Xu, Peng Li, Bo Xu, and Jie Zhou. 2020. DMRM: A Dual-channel Multi-hop Reasoning Model for Visual Dialog. In *The National Conference on Artificial Intelligence, AAAI 2020*. 7504–7511.
- [5] Bo Dai, Yuqi Zhang, and Dahua Lin. 2017. Detecting Visual Relationships with Deep Relational Networks. In *IEEE Conference on Computer Vision and Pattern Recognition, CVPR 2017*. 3076–3086.
- [6] Abhishek Das, Satwik Kottur, Khushi Gupta, Avi Singh, Deshraj Yadav, Jos   M. F. Moura, Devi Parikh, and Dhruv Batra. 2017. Visual Dialog. In *IEEE Conference on Computer Vision and Pattern Recognition, CVPR 2017*. 1080–1089.
- [7] Nicola De Cao and Thomas Kipf. 2018. MolGAN: An Implicit Generative Model for Small Molecular Graphs. *Workshop on International Conference on Learning Representations, ICLR 2018*.
- [8] Micha  l Defferrard, Xavier Bresson, and Pierre Vandergheynst. 2016. Convolutional Neural Networks on Graphs with Fast Localized Spectral Filtering. In *Conference and Workshop on Neural Information Processing Systems, NIPS 2016*. 3844–3852.
- [9] Zhe Gan, Yu Cheng, Ahmed El Kholy, Linjie Li, and Jianfeng Gao. 2019. Multi-step Reasoning via Recurrent Dual Attention for Visual Dialog. In *Annual Meeting of the Association for Computational Linguistics, ACL 2019*. 4633–4644.
- [10] Marco Gori, Gabriele Monfardini, and Franco Scarselli. 2005. A New Model for Learning in Graph Domains. In *International Joint Conference on Neural Networks, IJCNN 2005*, Vol. 2. 729–734.
- [11] Dan Guo, Hui Wang, Hanwang Zhang, Zheng-Jun Zha, and Meng Wang. 2020. Iterative Context-Aware Graph Inference for Visual Dialog. In *IEEE Conference on Computer Vision and Pattern Recognition, CVPR 2020*. 10055–10064.
- [12] Dalu Guo, Chang Xu, and Dacheng Tao. 2019. Image-Question-Answer Synergistic Network for Visual Dialog. In *IEEE Conference on Computer Vision and Pattern Recognition, CVPR 2019*. 10434–10443.
- [13] Sepp Hochreiter and J  rgen Schmidhuber. 1997. Long Short-Term Memory. In *Neural Computation*, Vol. 9. 1735–1780.
- [14] U. Jain, A. Schwing, and S. Lazebnik. 2018. Two Can Play This Game: Visual Dialog with Discriminative Question Generation and Answering. In *IEEE Conference on Computer Vision and Pattern Recognition, CVPR 2018*. 5754–5763.
- [15] Xiaozhe Jiang, Jing Yu, Zengchang Qin, Yingying Zhuang, Xingxing Zhang, Yue Hu, and Qi Wu. 2020. DualVD: An Adaptive Dual Encoding Model for Deep Visual Understanding in Visual Dialogue. In *The National Conference on Artificial Intelligence, AAAI 2020*. 11125–11132.
- [16] Xiaozhe Jiang, Jing Yu, Yajing Sun, Zengchang Qin, Zihao Zhu, Yue Hu, and Qi Wu. 2020. DAM: Deliberation, Abandon and Memory Networks for Generating Detailed and Non-repetitive Responses in Visual Dialogue. In *International Joint Conference on Artificial Intelligence, IJCAI 2020*. 687–693.
- [17] Justin Johnson, Andrej Karpathy, and Li Fei-Fei. 2016. DenseCap: Fully Convolutional Localization Networks for Dense Captioning. In *IEEE Conference on Computer Vision and Pattern Recognition, CVPR 2016*. 4565–4574.
- [18] Gi-Cheon Kang, Jaeseo Lim, and Byoung-Tak Zhang. 2019. Dual Attention Networks for Visual Reference Resolution in Visual Dialog. In *Conference on Empirical Methods in Natural Language Processing, EMNLP 2019*. 2024–2033.
- [19] Diederik Kingma and Jimmy Ba. 2015. Adam: A Method for Stochastic Optimization. In *International Conference on Learning Representations, ICLR 2015*.
- [20] Thomas N Kipf and Max Welling. 2017. Semi-Supervised Classification with Graph Convolutional Networks. In *International Conference on Learning Representations, ICLR 2017*.
- [21] Satwik Kottur, Jos   MF Moura, Devi Parikh, Dhruv Batra, and Marcus Rohrbach. 2018. Visual Coreference Resolution in Visual Dialog Using Neural Module Networks. In *European Conference on Computer Vision, ECCV 2018*. 153–169.
- [22] John Boaz Lee, Ryan Rossi, and Xiangnan Kong. 2018. Graph Classification Using Structural Attention. In *ACM SIGKDD Conference on Knowledge Discovery and Data Mining, KDD 2018*. 1666–1674.
- [23] Linjie Li, Zhe Gan, Yu Cheng, and Jingjing Liu. 2019. Relation-Aware Graph Attention Network for Visual Question Answering. In *IEEE International Conference on Computer Vision, ICCV 2019*. 10312–10321.
- [24] Tsung-Yi Lin, Michael Maire, Serge Belongie, James Hays, Pietro Perona, Deva Ramanan, Piotr Doll  r, and C Lawrence Zitnick. 2014. Microsoft COCO: Common Objects in Context. In *European Conference on Computer Vision, ECCV 2014*. 740–755.
- [25] Jiasen Lu, Anitha Kannan, Jianwei Yang, Devi Parikh, and Dhruv Batra. 2017. Best of Both Worlds: Transferring Knowledge from Discriminative Learning to a Generative Visual Dialog Model. In *Conference and Workshop on Neural Information Processing Systems, NIPS 2017*. 314–324.
- [26] H. Luhn. 1958. The Automatic Creation of Literature Abstracts. *Presented at IRE National Convention* 2.
- [27] Federico Monti, Davide Boscaini, Jonathan Masci, Emanuele Rodola, Jan Svoboda, and Michael M Bronstein. 2017. Geometric Deep Learning on Graphs and Manifolds Using Mixture Model CNNs. In *Proceedings of the IEEE Conference on Computer Vision and Pattern Recognition, CVPR 2017*. 5115–5124.
- [28] Yulei Niu, Hanwang Zhang, Manli Zhang, Jianhong Zhang, Zhiwu Lu, and Ji-Rong Wen. 2019. Recursive Visual Attention in Visual Dialog. In *IEEE Conference on Computer Vision and Pattern Recognition, CVPR 2019*. 6679–6688.
- [29] Allan Paivio. 1971. *Imagery and Verbal Process*. New York: Holt, Rinehart and Winston.
- [30] Jeffrey Pennington, Richard Socher, and Christopher Manning. 2014. GloVe: Global Vectors for Word Representation. In *Conference on Empirical Methods in Natural Language Processing, EMNLP 2014*. 1532–1543.
- [31] Matthew E. Peters, Mark Neumann, Mohit Iyyer, Matt Gardner, Christopher Clark, Kenton Lee, and Luke Zettlemoyer. 2018. Deep Contextualized Word Representations. In *Annual Conference of the North American Chapter of the Association for Computational Linguistics, NAACL 2018*. 2227–2237.
- [32] Jiaxin Qi, Yulei Niu, Jianqiang Huang, and Hanwang Zhang. 2020. Two Causal Principles for Improving Visual Dialog. In *IEEE Conference on Computer Vision and Pattern Recognition, CVPR 2020*. 10860–10869.
- [33] Shaoqing Ren, Ross Girshick, Ross Girshick, and Jian Sun. 2017. Faster R-CNN: Towards Real-Time Object Detection with Region Proposal Networks. In *Transactions of Pattern Analysis and Machine Intelligence, TPAMI 2017*, Vol. 39. 1137–1149.
- [34] Franco Scarselli, Marco Gori, Ah Chung Tsoi, Markus Hagenbuchner, and Gabriele Monfardini. 2009. The Graph Neural Network Model. In *Transactions on Neural Networks, TNN 2009*, Vol. 20. 61–80.
- [35] Idan Schwartz, Seunghak Yu, Tamir Hazan, and Alexander G Schwing. 2019. Factor Graph Attention. In *IEEE Conference on Computer Vision and Pattern Recognition, CVPR 2019*. 2039–2048.
- [36] Paul Hongsuck Seo, Andreas Lehrmann, Bohyung Han, and Leonid Sigal. 2017. Visual Reference Resolution Using Attention Memory for Visual Dialog. In *Conference and Workshop on Neural Information Processing Systems, NIPS 2017*. 3719–3729.
- [37] Simeng Sun and Ani Nenkova. 2019. The Feasibility of Embedding Based Automatic Evaluation for Single Document Summarization. In *Conference on Empirical Methods in Natural Language Processing, EMNLP 2019*. 1216–1221.
- [38] Jiwei Tan, Xiaojun Wan, and Jianguo Xiao. 2017. Abstractive Document Summarization with a Graph-Based Attentional Neural Model. In *Annual Meeting of the Association for Computational Linguistics, ACL 2017*. 1171–1181.
- [39] Damien Teney, Lingqiao Liu, and Anton van den Hengel. 2017. Graph-Structured Representations for Visual Question Answering. In *IEEE Conference on Computer Vision and Pattern Recognition, CVPR 2017*. 1–9.
- [40] Petar Veli  kovi  , Guillem Cucurull, Arantxa Casanova, Adriana Romero, Pietro Lio, and Yoshua Bengio. 2018. Graph Attention Networks. In *International Conference on Learning Representations, ICLR 2018*.
- [41] Daixin Wang, Peng Cui, and Wenwu Zhu. 2016. Structural Deep Network Embedding. In *ACM SIGKDD Conference on Knowledge Discovery and Data Mining, KDD 2016*. 1225–1234.
- [42] Peng Wang, Qi Wu, Jiewei Cao, Chunhua Shen, Lianli Gao, and Anton van den Hengel. 2019. Neighbourhood Watch: Referring Expression Comprehension via Language-Guided Graph Attention Networks. In *IEEE Conference on Computer Vision and Pattern Recognition, CVPR 2019*. 1960–1968.
- [43] Qi Wu, Chunhua Shen, Lingqiao Liu, Anthony Dick, and Anton van den Hengel. 2016. What Value Do Explicit High Level Concepts Have in Vision to Language Problems?. In *IEEE Conference on Computer Vision and Pattern Recognition, CVPR 2016*. 203–212.
- [44] Qi Wu, Peng Wang, Chunhua Shen, Ian Reid, and Anton van den Hengel. 2018. Are You Talking to Me? Reasoned Visual Dialog Generation Through Adversarial Learning. In *IEEE Conference on Computer Vision and Pattern Recognition, CVPR 2018*. 6106–6115.
- [45] Sijie Yan, Yuanjun Xiong, and Dahua Lin. 2018. Spatial Temporal Graph Convolutional Networks for Skeleton-Based Action Recognition. In *The National Conference on Artificial Intelligence, AAAI 2018*. 3482–3489.
- [46] Tianhao Yang, Zheng-Jun Zha, and Hanwang Zhang. 2019. Making History Matter: History-Advantage Sequence Training for Visual Dialog. In *IEEE International Conference on Computer Vision, ICCV 2019*. 2561–2569.
- [47] Bing Yu, Haoteng Yin, and Zhanxing Zhu. 2018. Spatio-Temporal Graph Convolutional Networks: A Deep Learning Framework for Traffic Forecasting. *International Joint Conference on Artificial Intelligence, IJCAI 2018*. 3634–3640.
- [48] Ji Zhang, Yannis Kalantidis, Marcus Rohrbach, Manohar Paluri, Ahmed Elgammal, and Mohamed Elhoseiny. 2019. Large-Scale Visual Relationship Understanding. In *The National Conference on Artificial Intelligence, AAAI 2019*. 9185–9194.
- [49] Zilong Zheng, Wenguan Wang, Siyuan Qi, and Song-Chun Zhu. 2019. Reasoning Visual Dialogs with Structural and Partial Observations. In *IEEE Conference on Computer Vision and Pattern Recognition, CVPR 2019*. 6669–6678.