

The von Mises-Fisher Procrustes model in functional Magnetic Resonance Imaging data

Angela Andreella¹ and Livio Finos²

¹Department of Statistical Sciences, University of Padova, Italy

²Padova Neuroscience Center, Department of Developmental Psychology and Socialization, University of Padova, Italy

July 7, 2022

The Procrustes method allows to align matrices into a common space using similarity transformation. However, it is an ill-posed problem, i.e., it doesn't return a unique solution about the optimal transformation, losing results interpretability. For that, we extend the Perturbation model, which rephrases the Procrustes method as a statistical model, defining the von Mises-Fisher Procrustes model. The extension is focused on specifying a regularization term, using a proper prior distribution for the orthogonal matrix parameter of the Perturbation model. The von Mises-Fisher distribution is then utilized to insert prior information about the final common space structure. Thanks to that, we resolve the no-uniqueness problem of the Procrustes method, getting an interpretable estimator for the orthogonal matrix transformation. Being a conjugate prior, the posterior parameter is a sort of weighted average between the maximum likelihood and prior estimator. Application on functional Magnetic Resonance Imaging data shows an improvement in the group-level analysis in terms of inference and interpretability of the results. In this case, the prior information used is the three-dimensional voxel coordinates. It permits the construction of the location matrix parameter of the von Mises-Fisher distribution as a similarity euclidean matrix. In this way, we can exploit the idea that the orthogonal matrix must combine spatially close variables, i.e., voxels. The resulting orthogonal estimators reflect the three-dimensional structure of the voxel's space, as the final group-analysis results.

Key words: Procrustes method; Perturbation model; von Mises-Fisher distribution; fMRI data

1. Introduction

The Procrustes analysis aims to match matrices onto another, which represents the common reference space, using similarity transformations. The optimal superimposition is computed to minimize the Euclidean distance between matrices, allowing to perform a properly between-matrices analysis. It is particularly relevant when matrix dimensions are defined in an arbitrary coordinate system, as in psychometry (Green, 1952) and neuroimaging (Haxby et al., 2011).

In particular, the *Orthogonal Procrustes analysis* examines the two matrices case. Green (1952) founded the solution having full rank matrices, while Schonemann (1966) considered the deficient

rank case. Schonemann and Carroll (1970) proposed the *Extended Orthogonal Procrustes analysis*, which includes the computation of an optimal translation and central dilation. Later, Berge (1977) introduces the *Generalized Procrustes Analysis* (GPA), i.e., the alignment problem of more than two matrices. We can also focus only on rotations, i.e., the *constrained orthogonal Procrustes problem* examined by Gower and Dijksterhuis (2004). The decision of which type of the Procrustes methods applying is guided by the kind of problem and the nature of data analyzed (Dijksterhuis and Gower, 1991). However, these approaches don't return a unique solution of the orthogonal matrix; it is an ill-posed problem. It is problematic in many applications, where the orientations of the final aligned data are of interest.

Goodall (1991) rephrases the Procrustes problem as a statistical model, the so-called *Perturbation model*. The matrices are defined as a random perturbation of a reference matrix plus an error term. The perturbation is expressed by scaling and rotation, and the Matrix Normal Distribution (Gupta and Nagar, 1999) is assumed for the error terms. Several modifications of the Perturbation model are presented in the literature. Douglas and Deborah (2006) offered a likelihood analysis having a log-normally distributed scaling factor. Later, Green and Mardia (2006) extended it using a Bayesian approach, assuming a prior distribution for the orthogonal and translation parameters in the two and three-dimensional case, while Mardia et al. (2013) also included the scaling transformation. The prior distribution for the orthogonal matrix parameter, used by Green and Mardia (2006) and Mardia et al. (2013), is the von Mises-Fisher distribution. However, in these works, the aim is focused on the mean and covariance estimations of the error terms. The prior distribution collapses in the uniform case, so the real strength in using it is not exploited to resolve the no-uniqueness problem and to have a guide about the most reasonable transformation.

For that, we present the “von Mises-Fisher Procrustes model”, which formalizes some results about the Perturbation model proposed by Goodall (1991) in a Bayesian point of view as Mardia et al. (2013). We extend the Mardia et al. (2013) model in high dimensions, i.e., more than 3. However, we take the problem with another perspective; the aim is to compute an optimal orthogonal transformation that exploits the prior information of the objects analyzed. Furthermore, in high dimensions, the Procrustes problem is ill-posed, i.e., the multi-mode Procrustes problem (Trendafilov and Lippert, 2002), leading to a problematic interpretation of the final transformed data. Therefore, we employ the method of regularization in the maximum likelihood estimation to have a well-posed problem. The regularization term is expressed to penalize the orthogonal transformation solutions that combine unrelated variables concerning the data nature itself. We want to align the matrices into a justified common reference space, considering the data nature, in order to have understandable superimposed matrices. Therefore, the location matrix parameter of the von Mises-Fisher distribution is analyzed to guide the orthogonal matrix estimation to be unique. We then resolve the multi-mode Procrustes problem, obtaining the orthogonal matrix estimate of the Fisher-Procrustes model as a minor modification of the solution founded by Goodall (1991). The Singular Value Decomposition (SVD) step is modified, inserting the prior information expressed in the location matrix parameter of the prior distribution. The proposed prior distribution is conjugate, hence making the estimation quite fast and adapt to the application to high-dimensional problems.

The relevance of the proposed model is shown on functional Magnetic Resonance Imaging (fMRI) data, where the functional alignment is critical in multi-subjects analysis (Haxby et al., 2011). In this problem, each coordinate, i.e., voxel, is a dimension of the Procrustes problem, and having infinite solutions implies a complete loss of anatomical interpretation. The proposed von Mises-Fisher Procrustes model uses the prior distribution to embed the spatial information in the analysis. The final orthogonal transformation expresses the idea that close voxels must have similar rotation loadings, unlike distant voxels. The common high dimensional space is constructed combining spatially neighboring variables, i.e., voxels. The anatomical structure of the brain activation is then

maintained also after orthogonal transformation. In fMRI data analysis, it is crucial to understand which part of the brain is involved in a given task at the group level.

The outline of this article is as follows. Section 2 introduces the Perturbation model proposed by Goodall (1991). Section 3 illustrates the “von Mises-Fisher Procrustes” model. Finally, the proposed model is evaluated, analyzing fMRI data about task-related brain activation in Section 4. The code regarding the procedure defined in this article is available in Andreella (2020).

2. The Perturbation model

Let $X_i \in \mathbb{R}^{n \times m}$, where $i = 1, \dots, N$ and $n \ll m$, the rows aren’t assumed to be in correspondence between the N objects. The Procrustes method uses similarity transformation, i.e., uniform scaling, rotation, and reflection, to match matrice(s) onto the target one as close as possible according to the Euclidean distance, using least-squares techniques.

Each matrix X_i could be supposed to be a similarity transformation of a common matrix M , which contains the coordinates of the reference space, plus a random error matrix E_i . Therefore, the Procrustes problem is formulated as a statistical model, assuming a probability distribution for E_i , the so-called *Perturbation model* proposed by Goodall (1991).

Definition 1. Let $X_i \in \mathbb{R}^{n \times m}$, $i = 1, \dots, N$, the *Perturbation model* is defined as

$$X_i = \alpha_i(M + E_i)R_i^\top \quad \text{subject to} \quad R_i^\top R_i = R_i R_i^\top = I_m. \quad (1)$$

where $E_i \sim \mathcal{MN}_{n,m}(0, \Sigma_n, \Sigma_m)$, and $\alpha_i \in \mathbb{R}_{>0}$ is the isotropic scaling.

The error terms $E_i \in \mathbb{R}^{n \times m}$ follows a zero-mean Matrix Normal distribution (Gupta and Nagar, 1999), i.e.,

$$\text{vec}(E_i) \sim \mathcal{N}_{nm}(0, \Sigma_n \otimes \Sigma_m).$$

In this contribution, E_i are considered independent and identically distributed spherical Gaussian, i.e., $\Sigma_n \otimes \Sigma_m = I_n \otimes I_m$. The matrix $M \in \mathbb{R}^{n \times m}$ represents the group average configuration matrix, defined as $M = \sum_{i=1}^N \alpha_i^{-1} X_i R_i$. Therefore, the model describes the orthogonal random perturbation of the m variables expressed in X_i respect to M having independent and identically distributed observations n . The rows of the matrix X_i are distributed as:

$$\text{vec}(X_i | R_i, \alpha_i) \sim \mathcal{N}_{nm}(\alpha_i M R_i^\top, \alpha_i^2 I_m). \quad (2)$$

W.l.o.g, the translation transformation isn’t considered in the set of similarity transformation, recalling that the optimal translation is column centering the matrices X_i . Therefore, we analyze directly the matrix $C_n X_i$, where $C_n \in \mathbb{R}^{n \times n}$ is the centering matrix. In this work, we use the notation $\|\cdot\|$ to indicate the Frobenius norm, and $\langle \cdot, \cdot \rangle$ for the Frobenius inner product (Golub and Van Loan, 1996).

2.1. Known Reference Matrix

We briefly revisit some results of Goodall (1991), Dryden and Mardia (1998) and Douglas and Deborah (2006) to set the stage and introduce notation in the case of know M .

Theorem 1. Let the *Perturbation model* described in Definition 1, if $\Sigma_n \otimes \Sigma_m = I_{nm}$ and $X_i^\top M = U_i D_i V_i^\top$, where $U_i, V_i \in \mathcal{O}(m)$ and D_i is diagonal matrix with non-negative real numbers on the diagonal, then:

- (i) the maximum likelihood estimation of the orthogonal matrix parameter R_i , i.e., \hat{R}_i , equals the least-square solution founded by Schonemann (1966), i.e., $\hat{R}_i = U_i V_i^\top$;
- (ii) the maximum likelihood estimation of the scaling parameter α_i , i.e., $\hat{\alpha}_{i\hat{R}_i}$, equals the least-square solution founded by Schonemann and Carroll (1970), i.e., $\hat{\alpha}_i = \frac{\|X_i \hat{R}_i\|^2}{\text{Tr } D_i}$.

Proof. The log-likelihood for the object i is defined as:

$$\ell(\alpha_i, R_i; X_i) \propto -\frac{1}{2\alpha_i^2} \text{Tr}((X_i - \alpha_i M R_i^\top)^\top (X_i - \alpha_i M R_i^\top)) \quad (3)$$

maximizing over R_i :

$$\hat{R}_i = \arg \max_{R_i} (-\|X_i^\top - \alpha_i R_i M^\top\|^2) \quad (4)$$

$$\begin{aligned} &= \arg \max_{R_i} (-\langle X_i^\top, X_i^\top \rangle - \langle \alpha_i R_i M^\top, \alpha_i R_i M^\top \rangle + 2\alpha_i \langle X_i^\top, R_i M^\top \rangle) \\ &= \arg \max_{R_i} (-\langle \alpha_i M^\top, \alpha_i M^\top \rangle - \langle X_i^\top, X_i^\top \rangle + 2\alpha_i \langle X_i^\top, R_i M^\top \rangle) \\ &= \arg \max_{R_i} (\langle X_i^\top M, R_i \rangle) = \arg \max_{R_i} (\langle U_i D_i V_i^\top, R_i \rangle) = \arg \max_{R_i} (\langle D_i, U_i^\top R_i V \rangle) \\ &= U \left(\arg \max_{R_i^o} (\langle D_i, R_i^o \rangle) \right) V^\top = U_i V_i^\top. \end{aligned} \quad (5)$$

where (5) step is proved by Gower and Dijksterhuis (2004), due to $\langle D_i, R_i^o \rangle$ is maximum when $R_i^o = I_m$, giving $I_m = U^\top R_i V$.

The estimation of α_i is then analyzed. Recalling the log-likelihood (3):

$$\begin{aligned} \ell_{\hat{R}_i}(\alpha_i; X_i) &= -\frac{1}{2\alpha_i^2} \|X_i^\top - \alpha_i \hat{R}_i M^\top\|^2 = -\frac{1}{2\alpha_i^2} \|X_i^\top\|^2 + \frac{1}{\alpha_i} \langle X_i^\top M, \hat{R}_i \rangle \\ \frac{\partial \ell_{\hat{R}_i}(\alpha_i; X_i)}{\partial \alpha_i} &= \alpha_i^{-2} \|X_i^\top\|^2 - \alpha_i^{-1} \langle X_i^\top M, \hat{R}_i \rangle = 0 \\ \hat{\alpha}_{i\hat{R}_i} &= \frac{\|X_i \hat{R}_i\|^2}{\text{Tr } D_i} \end{aligned}$$

having $\hat{R}_i = U_i V_i^\top$. □

We, then, redefine some results from Trendafilov and Lippert (2002) and Myronenko and Song (2009) in our framework.

Lemma 1. *Let $X_i \in \mathbb{R}^{n \times m}$, if $n \ll m$ or equivalently X_i has deficit rank, then the solution for the orthogonal matrix parameter R_i defined in Theorem 1 is not unique.*

In practice, w.l.o.g., the Orthogonal Procrustes problem can be resumed as:

$$\max_{R_i} \text{Tr}(A^\top R_i) \quad R_i \in \mathcal{O}(m), \quad (6)$$

where $A = X_i^\top M$. Myronenko and Song (2009, Lemma 1) and Trendafilov and Lippert (2002) pointed how that the solution for (6) is unique if and only if the matrix A has full rank. In Theorem 1 with $n \ll m$, A is equal to $X_i^\top M$ having rank n , so the solution isn't unique. For further details

about the entire proof, please refers to Myronenko and Song (2009, Lemma 1) and Trendafilov and Lippert (2002).

The case of multi-objects is developed assuming independence between the X_1, \dots, X_N matrices. Therefore, the joint log-likelihood is simply the sum of the log-likelihood defined in (3), i.e.,

$$\ell(\alpha_i, R_i; X_i) \propto \sum_{i=1}^N \text{Tr} \left(-\frac{1}{2\alpha_i^2} (X_i - \alpha_i M R_i^\top)(X_i - \alpha_i M R_i^\top)^\top \right).$$

The maximization problem to find the maximum likelihood estimation for R_i is expressed as:

$$\hat{R}_i = \arg \max_{R_i} \left(-\sum_{i=1}^N \frac{1}{2\alpha_i^2} \|X_i^\top - \alpha_i R_i M^\top\|^2 \right). \quad (7)$$

If M is known, we can specify the Equation (7) as the sum of the single-maximization problem defined in (4). The solution is closed, but we can note that the solution is still no-unique. In fact, the multi-objects maximization problem can be rephrased in terms of (6), i.e., $X_i^\top M$ is still a deficit rank matrix, the solution for R_i is not unique using Lemma 1.

2.2. Unknown Reference Matrix

If M is unknown, e.g., \bar{X} , then the problems for (6) and (7) are ill-posed. The iterative procedure proposed by Gower (1975) can be rephrased to achieve both solutions. The algorithm starts using as initial values for M the arithmetic mean of the original objects, i.e., $M = \bar{X}$, and $\alpha_i = 1$. At each iteration, we update the values of $M = \bar{X}$ and α_i , defined in Theorem 1, until convergence:

```

Data:  $X_i, T, \text{maxIt}$ 
Result:  $\hat{X}_i \forall i = 1, \dots, N$ 
 $\hat{X} \leftarrow C_m X$ 
 $\hat{\alpha}_i \leftarrow 1$ 
 $M \leftarrow \bar{X}$                                      // Reference = global mean
count  $\leftarrow 0$ , dist  $\leftarrow \text{Inf}$ 
while dist  $> T$  & count  $< \text{maxIt}$  do
  for  $i = 1$  to  $N$  do
    svd  $\leftarrow \text{SVD}(X_i^\top M)$                      // Singular Value Decomposition
     $\hat{R}_i \leftarrow U_i V_i^\top$ 
     $\hat{X}_i \leftarrow X_i \hat{R}_i$ 
     $\hat{\alpha}_i = \frac{\|\hat{X}_i\|^2}{\text{Tr}(D_i)}$ 
     $\hat{X}_i \leftarrow \hat{\alpha}_i^{-1} X_i \hat{R}_i$                  // Update  $X_i$ 
  end
   $M_{\text{old}} = M$                                      // Save  $M$ 
   $M = \bar{X}$                                            // Update  $M$ 
  dist  $\leftarrow \|M - M_{\text{old}}\|^2$ 
  count  $\leftarrow \text{count} + 1$ 
end

```

Algorithm 1: Generalized Procrustes Analysis.

where T is the value of threshold for the distance between the mean matrices of two consecutive iterations, i.e., $\|M - M_{old}\|^2$, and maxIt is the maximum number of iteration allowed.

Nevertheless, the following Lemma 2 gives us an important result about the no-uniqueness solution also in the case of M unknown.

Lemma 2. *Let \hat{R}_i , where $i = 1, \dots, N$, be the solutions of Equations (6) and (7), with M unknown. If $Q \in \mathcal{O}(m)$, then $\hat{R}_i Q$ are still valid solutions.*

Proof. Recalling the cyclic permutation invariance property of the trace, let $Q \in \mathcal{O}(m)$:

$$\begin{aligned} \min_{R_i} \sum_{i=1}^N \|X_i R_i Q - M Q\|^2 &= \min_{R_i} \sum_{i=1}^N \text{Tr}((X_i R_i Q - M Q)^\top (X_i R_i Q - M Q)) \\ &= \min_{R_i} \sum_{i=1}^N \text{Tr}(Q^\top (X_i R_i - M)^\top (X_i R_i Q - M) Q) \\ &= \min_{R_i} \sum_{i=1}^N \text{Tr}((X_i R_i - M)^\top (X_i R_i - M) Q Q^\top) \\ &= \min_{R_i} \sum_{i=1}^N \text{Tr}((X_i R_i - M)^\top (X_i R_i - M)). \end{aligned}$$

So, the solutions $\hat{R}_i Q$ still be a valid solution to the minimization (7). Proving it respect to the maximization (6) is straightforward. \square

Lemma 2 shows that the GPA is over-parameterized, leading to ill-posed problem, i.e., infinite solutions defined as the set $\psi = \{\hat{R}_i Q : \forall Q \in \mathcal{O}(m)\}$. It isn't critical having $m \leq 3$, because Q changes only the R_i orientation. However, in the high dimensional case this issue changes completely the interpretation of the final transformed data. Gower (1975) didn't point out this ill-posed problem.

3. The von Mises-Fisher Procrustes model

Analyzing one matrix or multi-matrices with M known or unknown, Lemmas 1 and 2 prove that the solution for the orthogonal matrix parameter isn't unique. In many applications, where the orientations of R_i are of interest, this issue could be troublesome. We can't maintain the original structure of the variable's dimension in the final transformed matrices, i.e., $X_i R_i$; their interpretation is lost. For that, we propose an extension of the Perturbation model described in Definition 1 to resolve the no-uniqueness solution problem of the Procrustes method using the regularization method. We assume that if the data have some information about the real structure of the dimension of the column, i.e., spatial organization, it can be used in the maximization step.

Having rephrased the Procrustes problem in terms of statistical model in Definition 1, we can assume a prior distribution for R_i , to insert some spatial data information. The matrix R_i is orthogonal; then, the probabilistic distribution must take values in a Stiefel manifold, i.e., $V_m(\mathbb{R}^m)$. The simplest non-uniform distribution on $V_m(\mathbb{R}^m)$ is the matrix von Mises-Fisher distribution proposed by Downs (1972). The von Mises-Fisher distribution was lately investigated by many authors, e.g., Jupp and Mardia (1976), Khatri and Mardia (1977), Prentice (1986), Chikuse (2003a) and Chikuse (2003b), being a valuable distribution for describing rigid configuration of distinct m directions with fixed angles.

Definition 2. The von Mises-Fisher distribution for $R_i \in \mathcal{O}(m)$ is defined as:

$$f(R_i) \sim C(F, k) \exp \{ \text{Tr}(kF^T R_i) \} \quad (8)$$

where $C(F, k)$ is a normalizing constant, $F \in \mathbb{R}^{m \times m}$ is the location matrix parameter and $k \in \mathbb{R}_{>0}$ is the concentration parameter.

The parameter k balances the concentration amount of the distribution around F . As $k \rightarrow 0$, the prior distribution is near a uniform distribution, the unconstrained case is considered. In the same way, as $k \rightarrow +\infty$, the prior tends towards a Dirac distribution, the constraint is maximum.

3.0.1. The Location Matrix Parameter

In this Section, some considerations about F are pointed out; it is the core of the von Mises-Fisher Procrustes model. We analyze it by its Polar Decomposition and Singular Values Decomposition, i.e.,

$$F = KP = L\Sigma B^T = L\Sigma L^T L B^T$$

where $P, L, B \in \mathcal{O}(m)$, $K \in \mathbb{R}^{m \times m}$ symmetric positive semi-definite matrix and $\Sigma \in \mathbb{R}^{m \times m}$ diagonal matrix with non-negative real numbers on the diagonal. Jupp and Mardia (1976) pointed out that the mode of the density (8) equals to P , so the most plausible rotation matrix depends directly on the orientation characteristic of F . Merging the two decompositions, we can see that the orientation part of F is described by $P = LB^T$, and the concentration part is defined as $K = L\Sigma L^T$. The mode is the product of the left and singular matrices of the SVD of F . Each column of L is considered as the principal axis of rotation for the density. In the same way, the matrix Σ describes the concentration of the distribution along the rotations about the principal axes. The concentration part is interpreted as a measure of variation concerning P .

These considerations are useful to understand in which case the density (8) is uni-modal. If F has full rank, then Σ , the Polar Decomposition is unique, and then the mode of the density, i.e., the maximum. In fact, let F be a full rank matrix, the maximum equals:

$$\max_{R_i} \text{Tr}(FR_i^T) = \text{Tr}(L\Sigma L^T L B^T (LB^T)) = \text{Tr}(\Sigma) = \text{Tr}(F).$$

To sum up, if we want to insert prior information into the Perturbation model, we encourage to use our von Mises-Fisher Procrustes model defining F with full rank. In this way, the final solution \hat{R}_i will be unique, having the structure suggested by F . If the researcher has an idea about the orientation structure of R_i , he/she can put this information into F .

Example 1. The most simple definition of F is I_m (Lee, 2017). The eigenvalues equals 1 and L and B are equals to e_1, \dots, e_m , where e_i are standard basis forming an orthonormal basis of \mathbb{R}^m . The prior distribution shrinks the possible solutions of R_i toward orthogonal matrices that consider only the combination of variables with the same location.

3.1. Orthogonal Matrix Estimation

The orthogonal matrix estimation using the von Mises-Fisher Procrustes method is delineated. First of all, it must be noted that the matrix normal distribution $f(X_i|\alpha_i, R_i)$ depends only to the product $\alpha_i R_i$. Therefore, we can utilize the distribution $f(X_i|\alpha_i R_i)$ instead of $f(X_i|\alpha_i, R_i)$ defined

in (2). Using Definition 8, the following density is then considered:

$$f(\alpha_i R_i) \sim \exp \left\{ \frac{k}{\alpha_i} \text{Tr}(F^\top R_i) \right\} \alpha_i^{-1}. \quad (9)$$

3.1.1. The von Mises-Fisher Conjugate Prior

In this Section, we re-formalize some results from the Procrustes Bayesian alignment method proposed by Mardia et al. (2013) and Green and Mardia (2006). First of all, the von Mises-Fisher distribution (8) was proved by Khatri and Mardia (1977) to be a member of the standard exponential family (Barndorff Nielsen, 1973). Green and Mardia (2006) proved that the von Mises-Fisher distribution is conjugate prior to spherical Gaussian error distributions.

Lemma 3. *Let the Perturbation model described in Definition 1, R_i distributed accordantly to (8), $\alpha_i = 1$ and $\Sigma_n \otimes \Sigma_m = I_{nm}$, then the posterior distribution $p(R_i|k, F, X_i)$ is conjugate distribution to the von Mises-Fisher distribution with location posterior parameter equals to $X_i^\top M + kF$.*

Proof. The joint posterior distribution is defined as:

$$\begin{aligned} \prod_{i=1}^N p(R_i|X_i, k, F) &\propto \prod_{i=1}^N \exp \left\{ -\frac{1}{2} \text{Tr}((X_i - MR_i^\top)(X_i - MR_i^\top)^\top) \right\} \cdot \exp \{k \text{Tr}(F^\top R_i)\} \\ &= \exp \left\{ -\sum_{i=1}^N \frac{1}{2} \Psi_i \right\} \exp \left\{ \sum_{i=1}^N \left(\underbrace{< X_i^\top M + kF, R_i >}_{F^*} \right) \right\} \end{aligned} \quad (10)$$

where $\Psi_i = f(X_i)$. The quantity (10) is a kernel of a Matrix von Mises-Fisher distribution with location parameter equals to

$$F^* = X_i^\top M + kF. \quad (11)$$

□

Therefore, the posterior location parameter is defined as the sum of $A = X_i^\top M$ defined in (6) and of the prior location parameter F multiplied by its concentration parameter k .

Let the SVD of $X_i^\top M$:

$$X_i^\top M = U_i D_i V_i^\top = (U_i V_i^\top)(U_i V_i^\top)^\top U_i D_i V_i^\top = U_i V_i^\top V_i D_i V_i^\top \quad (12)$$

where $U_i, V_i^\top \in \mathcal{O}(m)$. The right part of (12), i.e., $V_i D_i V_i^\top$ is the elliptical part of the polar decomposition of $X_i^\top M$, that can be interpreted as a measure of variation respect to $U_i V_i^\top$, that is the Maximum Likelihood Estimation (MLE) of R_i .

Considering the right part of (11), and using the Polar Decomposition of F , i.e., $F = KP$, P is considered as the mean direction of R_i , the mode of the von Mises-Fisher distribution and K its measure of variation. Therefore, F^* is expressed as

$$F^* \propto \underbrace{U_i V_i^\top}_{\text{MLE}} \underbrace{V_i \Sigma_i V_i^\top}_{\text{measure of MLE variation}} + \underbrace{K}_{\text{mode prior}} \underbrace{P}_{\text{measure of prior variation}},$$

a combination between the maximum likelihood estimate $\hat{R}_i = U_i V_i^\top$ and the prior mode $R_i = P$, multiplied respectively by their measure of variation.

Green and Mardia (2006) proved the conjugacy of the von Mises-Fisher, without stressing the rank propriety of F^* and without exploiting the ability of F in the estimation step. In addition, F was expressed only in dimensions less than 3, and considering the uniform case, i.e., F defined as a zero matrix, or the rotation matrix parameter as known a priori. Also, the aim of Green and Mardia (2006) was the estimation of the matching matrix of unlabeled points. In contrast, we gave a contribution to the conjugacy of the von Mises-Fisher distribution revisited in our framework.

3.1.2. Known Reference Matrix

The estimation of the orthogonal matrix parameters having M known is delineated as in Section 2.1.

Theorem 2. *The von Mises-Fisher Procrustes model is defined using the Perturbation model (1) with $\Sigma_n \otimes \Sigma_m = I_{nm}$ and (9) as prior distribution for R_i . Let the SVD of $X_i^\top M + kF$ equals $U_i D_i V_i^\top$, where $U_i, V_i \in \mathcal{O}(m)$ and D_i is diagonal matrix with non-negative real numbers on the diagonal, then the von Mises-Fisher Procrustes model returns:*

- (i) \hat{R}_i equals $U_i V_i^\top$;
- (ii) $\hat{\alpha}_{i\hat{R}_i}$ equals $\frac{\|X_i R_i\|^2}{\text{Tr}(D_i)}$.

Proof. Let $X_i \in \mathbb{R}^{n \times m}$ and recall the assumption of Section 2, the likelihood for the object i is expressed as:

$$\mathcal{L}(\alpha_i R_i; X_i, k, F) = f(X_i | \alpha_i R_i) f(\alpha_i R_i) \quad (13)$$

$$\propto \exp \left\{ -\frac{1}{2\alpha_i^2} \text{Tr}((X_i - \alpha_i M R_i^\top)^\top (X_i - \alpha_i M R_i^\top)) \right\} \cdot \exp \left\{ \frac{k}{\alpha_i} \text{Tr}(F^\top R_i) \right\} \alpha_i^{-1}. \quad (14)$$

Therefore, the log-likelihood is expressed as

$$\begin{aligned} \ell(\alpha_i R_i; X_i, k, F) &\propto -\frac{1}{2\alpha_i^2} \text{Tr}((X_i - \alpha_i M R_i^\top)^\top (X_i - \alpha_i M R_i^\top)) + \frac{k}{\alpha_i} \text{Tr}(F^\top R_i) - \log(\alpha_i) \\ &= \frac{1}{2\alpha_i^2} \left(-\text{Tr}((X_i^\top - \alpha_i R_i M^\top)^\top (X_i^\top - \alpha_i R_i M^\top)) + 2\alpha_i k \text{Tr}(F^\top R_i) \right) - \log(\alpha_i). \end{aligned}$$

Considering the α_i , M , k and F as fixed parameters, the following maximization is analyzed:

$$\begin{aligned} R_i &= \arg \max_{R_i} (-\|X_i^\top - \alpha_i R_i M^\top\|^2 + 2k\alpha_i \text{Tr}(F^\top R_i)) \\ &= \arg \max_{R_i} (-\langle X_i^\top, X_i^\top \rangle - \langle \alpha_i R_i M^\top, \alpha_i R_i M^\top \rangle + 2\alpha_i \langle X_i^\top, R_i M^\top \rangle + 2k\alpha_i \langle F, R_i \rangle) \\ &= \arg \max_{R_i} (-\langle \alpha_i M^\top, \alpha_i M^\top \rangle - \langle X_i^\top, X_i^\top \rangle + 2\alpha_i \langle X_i^\top, R_i M^\top \rangle + \langle 2k\alpha_i F, R_i \rangle) \\ &= \arg \max_{R_i} (\langle X_i^\top M, R_i \rangle + \langle kF, R_i \rangle) = \arg \max_{R_i} (\langle X_i^\top M + kF, R_i \rangle) \\ &= \arg \max_{R_i} (\langle U_i D_i V_i^\top, R_i \rangle) = \arg \max_{R_i} (\langle D_i, U_i^\top R_i V \rangle) \\ &= U \left(\arg \max_{R_i^o} (\langle D_i, R_i^o \rangle) \right) V_i^\top = U_i V_i^\top \end{aligned} \quad (15)$$

where $X_i^\top M + kF = U_i D_i V_i^\top$ and (15) step is proved in the same way as step (5).

Similarly, the first part of Theorem 2 can be proved recalling that the mode of the von Mises-Fisher is equal to the orientation part of the location matrix parameter. Analyzing the posterior distribution 10, the maximum a posterior estimate equals $\hat{R}_i = U_i V_i^\top$, where $X_i^\top M + kF = U_i D_i V_i^\top$.

Analyzing the scale parameter α_i , the problem is described as:

$$\begin{aligned}\alpha_i &= \arg \max_{\alpha_i} \left(\frac{1}{2\alpha_i^2} (-\|X_i^\top - \alpha_i R_i M^\top\|^2 + 2k\alpha_i \text{Tr}(F^\top R_i)) \right) - \log(\alpha_i) \\ &= \arg \max_{\alpha_i} -\frac{1}{2\alpha_i^2} \|X_i^\top\|^2 - \frac{1}{2\alpha_i^2} \|\alpha_i R_i M_i\|^2 + \frac{1}{\alpha_i^2} \langle X_i^\top M, \alpha_i R_i \rangle + \frac{k}{\alpha_i} \langle F, R_i \rangle - \log(\alpha_i) \\ &= \arg \max_{\alpha_i} -\frac{1}{2\alpha_i^2} \|X_i^\top\|^2 + \frac{1}{\alpha_i} \langle X_i^\top M + kF, R_i \rangle - \log(\alpha_i).\end{aligned}$$

Computing the first derivative:

$$\begin{aligned}\alpha_i^{-3} \|X_i^\top\|^2 - \alpha_i^{-2} \langle X_i^\top M + kF, R_i \rangle - \alpha_i^{-1} &= 0 \\ \alpha_i^{-2} \|X_i^\top\|^2 - \alpha_i^{-1} \langle X_i^\top M + kF, R_i \rangle - 1 &= 0\end{aligned}$$

and having $X_i^\top M + kF = U_i D_i V_i^\top$ and $\hat{R} = U_i V_i^\top$, we found:

$$\alpha_i^{-2} \|X_i^\top\|^2 - \alpha_i^{-1} \langle U_i D_i V_i^\top, U_i V_i^\top \rangle - 1 = \alpha_i^{-2} \|X_i^\top\|^2 - \alpha_i^{-1} \text{Tr}(D_i) - 1.$$

So, thanks to the Viéte Theorem (Viéte, 1646) the optimal α_i scale parameter results to be equals to:

$$\alpha_i \approx \frac{\|X_i^\top\|^2}{\text{Tr}(D_i)}. \quad (16)$$

under the condition $\text{Tr}(D_i) \gg \frac{1}{\text{Tr}(D_i)}$. □

The prior information about the structure of R_i enters in the SVD step, becoming a slight modification of the solution given by Schonemann (1966). Also, the scaling factor (16) has sense, let $k = 0$, it equals 1 if the rotated matrix $X_i R_i$ is equal to the reference matrix M .

Let $X_{i:N} \in \mathbb{R}^{n \times m}$ the set of independent matrices, the joint likelihood is simply the product of the likelihood defined in Equation (13), i.e.:

$$\prod_{i=1}^N \mathcal{L}(\alpha_i R_i; X_i, k, F) \propto \prod_{i=1}^N \exp \left\{ -\frac{1}{2} \text{Tr}((X_i - \alpha_i M R_i^\top) \Sigma^{-1} (X_i - \alpha_i M R_i^\top)^\top) \right\}. \quad (17)$$

$$\begin{aligned}& \cdot \exp \left\{ \frac{k}{\alpha_i} \text{Tr}(F^\top R_i) \right\} \alpha_i^{-1} \\ &= \exp \left\{ -\frac{1}{2} \sum_{i=1}^N \text{Tr}((X_i - \alpha_i M R_i^\top) \Sigma_m^{-1} (X_i - \alpha_i M R_i^\top)^\top) \right\} \\ & \cdot \exp \left\{ \sum_{i=1}^N \frac{k}{\alpha_i} \text{Tr}(F^\top R_i) \right\} \prod_{i=1}^N \alpha_i^{-1}.\end{aligned} \quad (18)$$

Let as previously $\Sigma_m = \alpha_i^{-2} I_m$, and C_{α_i} function of α_i , the log-likelihood looks like:

$$\ell(\alpha_i R_i; X_i, k, F) \propto \sum_{i=1}^N \text{Tr} \left(-\frac{1}{2\alpha_i^2} (X_i - \alpha_i M R_i^\top) (X_i - \alpha_i M R_i^\top)^\top \right) + k \sum_{i=1}^N \frac{1}{\alpha_i} \text{Tr}(F^\top R_i) + C_{\alpha_i}.$$

The maximization problem is expressed as:

$$R_i = \arg \max_{R_i} \left(-\sum_{i=1}^N \frac{1}{2\alpha_i^2} \|X_i^\top - \alpha_i R_i M^\top\|^2 + k \sum_{i=1}^N \alpha_i^{-1} \text{Tr}(F^\top R_i) \right). \quad (19)$$

In the case of M known, the maximization problem expressed in Equation (19) is solved as in Section 2.1, i.e., as a sum of single maximization problem specified in Equation (13) where the solutions are defined in Theorem 2.

3.1.3. Unknown Reference Matrix

In the case of M unknown, the maximization problems (15) and (19) have no closed-form solutions as in Section 3.1.3. Therefore, we modify the iterative procedure defined in Algorithm 1:

```

Data:  $X_i, k, F, \mathbf{T}, \text{maxIt}$ 
Result:  $\hat{X}_i \forall i = 1, \dots, N$ 
 $\hat{X} \leftarrow C_m X$ 
 $\hat{\alpha}_i \leftarrow 1$ 
 $M \leftarrow \bar{\hat{X}}$  // Reference = global mean
count  $\leftarrow 0$ 
dist  $\leftarrow \text{Inf}$ 
while dist > T & count < maxIt do
  for  $i = 1$  to  $N$  do
    svd  $\leftarrow \text{SVD}(X_i^\top M + k \cdot F)$  // Singular Value Decomposition
     $\hat{R}_i \leftarrow U_i V_i^\top$ 
     $\hat{X}_i \leftarrow X_i \hat{R}_i$ 
     $\hat{\alpha}_i = \frac{\|\hat{X}_i\|^2}{\text{Tr}(D_i)}$ 
     $\hat{X}_i \leftarrow \hat{\alpha}_i^{-1} X_i \hat{R}_i$  // Update  $X_i$ 
  end
   $M_{\text{old}} = M$  // Save  $M$ 
   $M = \bar{\hat{X}}$  // Update  $M$ 
  dist  $\leftarrow \|M - M_{\text{old}}\|^2$ 
  count  $\leftarrow \text{count} + 1$ 
end

```

Algorithm 2: The von Mises-Fisher Procrustes model algorithm.

Consequently, even in the case of M unknown, the solution is a slight modification of the GPA solution defined in Algorithm 1, i.e., the SVD of $X_i^\top M + kF$ is performed instead of $X_i^\top M$.

3.1.4. Uniqueness of orthogonal matrix estimator

In this Section, we point out how the regularization term defined in the von Mises-Fisher Procrustes model leads to a unique solution, resolving the ill-posed problem expressed in Section 2. In particular, the following Lemma shows the advantage to specify F as a full rank matrix in the von Mises-Fisher Procrustes model.

Lemma 4. *If F has full rank, then the solutions of R_i given by Theorem 2 and Algorithm 2 are unique.*

Proof. Recalling Lemma 1, the matrix A of the von Mises-Fisher Procrustes model equals $X_i^\top M + kF$. Naturally, if F is defined having full rank, also the final matrix A . Furthermore, recalling Lemma 2, the cyclic permutation invariance property of the trace doesn't work considering the von Mises-Fisher Procrustes model. The maximization is defined as Equation (19). Multiplying each rotation matrices by $Q \in \mathcal{O}(m)$ doesn't return the same maximization problem, i.e., $\text{Tr}(F^\top R_i) \neq \text{Tr}(F^\top R_i Q)$. Furthermore, if F has full rank, then F^* defined in (11). Recalling Jupp and Mardia (1976), the mode of the von Mises-Fisher is the orientation part of F . In this case, the polar decomposition of F^* is unique, consequently, the maximum a posteriori estimation is unique. \square

To sum up, the von Mises-Fisher Procrustes model is able to fix the ill-posed Procrustes problem, defining the regularization in terms of prior specification. The prior information inserted in the model permits to guide the estimation process of the orthogonal matrices, handing a unique and interpretable data transformation.

4. An Empirical Application to functional Magnetic Resonance Imaging data

In this Section, we apply the von Mises-Fisher Procrustes model on fMRI data to evaluate its performance compared to the GPA (Gower, 1975), and to the anatomical alignment developed by Smith (2002) and Jenkinson et al. (2002).

The alignment problem is critical in fMRI multi-subject studies since the brain's anatomical and functional structure varies across subjects. The brain activation for each subject can be described as matrices where the rows represent the stimuli, i.e., time points, and the columns represent the voxels. Generally, the stimuli are time-synchronized between subjects, so the assumption of a correspondence between the rows of the matrices is obvious. However, the columns are not assumed to be in correspondence between subjects. Each time series of brain activation, i.e., the columns of the matrices, are observed in a different arbitrary and unknown coordinate system.

4.1. Description of the Data

The Auditory Data collected by Pernet et al. (2015) was analyzed. The study consists of the neural activation of 218 subjects passively listening to vocal, i.e., speech, and non-vocal sounds. In our analysis, 18 subjects are randomly selected.

We pre-process the data using the FMRIB Software Library (FSL) (Jenkinson et al., 2012) using a standard processing procedure. The functional images are high-pass filtered using a cutoff equals 128 seconds. MCFLIRT (Jenkinson and Smith, 2001) is used to apply rigid-body transformations for motion correction, BET (Smith, 2002) to extract the brain, spatial smoothing to reduce noise with a 6-mm full-width at half-maximum Gaussian kernel. Finally, Standard linear co-registration was performed using FLIRT at 12 degrees of freedom (Jenkinson et al.,

2002; Jenkinson and Smith, 2001), and the intensity normalization was computed by a single multiplicative factor. For further details about the experimental design and data acquisition, please see Pernet et al. (2015). We perform a higher-level analysis Region Of Interest (ROI), i.e., group-subject analysis, considering the Superior Temporal Gyrus (STG) as ROI, which is well known to be involved in the auditory processing (Galaburda and Sanides, 1980). The STG was extracted from the Harvard Oxford cortical structural atlas (<http://fsl.fmrib.ox.ac.uk/fsl/fslwiki/Atlases> and <http://www.cma.mgh.harvard.edu/manuals/parcellation>). Finally, the matrices are composed of 310 rows, i.e., time points or stimuli, and by 10233 columns, i.e., voxels.

4.2. Analysis and Results

Let 18 matrices $X_i \in \mathbb{R}^{310 \times 10233}$, we applied the three alignment methods cited. The anatomical technique used is the one provided as default in FSL (Smith, 2002), (Jenkinson et al., 2002). The GPA and the von Mises-Fisher Procrustes model utilized are implemented in Andreella (2020) using the programming language Python (Van Rossum and Drake Jr, 1995) and according to the PyMVPA package (Hanke et al., 2009). If you are interested in the comparison with the Hyperalignment method (Haxby et al., 2011), i.e., the most used functional alignment method for fMRI data, please see Appendix A.

After the alignment of the X_i matrices, the first-level analysis, i.e., subject-level, is performed to analyze significant activation in the set of voxels for each subject. The first-level analysis applied refers to FLAME 1 (Woolrich et al., 2004) developed in FSL. It returns a set matrices $\mathbf{Z} = \{Z_{i1}, \dots, Z_{i18}; Z_{ij} \in \mathbb{R}^{10233}\}$, describing the difference between the neural activation during the vocal stimulus and the neural activation during the no-vocal stimulus recorded in voxel i of the subject j .

Let the set \mathbf{Z} , the one-sample t-test (Mumford and Poldrack, 2007) was performed to study the significance of the group's mean activation respect to the difference between the neural activation during the two stimuli, i.e.,

$$T_i = \frac{\hat{\mu}_i}{\hat{\sigma}_i / \sqrt{18}} \quad (20)$$

where $\hat{\mu}_i = \sum_{j=1}^{18} Z_{ij} / 18$ is the sample mean between-subjects considering the voxel i , and $\hat{\sigma}_i = \frac{1}{17} \sum_{j=1}^{18} (Z_{ij} - \hat{\mu}_i)^2$ is the sample variance between-subjects of the voxel i . Therefore, we have one local T_i to test the null hypothesis $H_0 : \mu_i = 0$ against the two-sided alternative hypothesis, for each i voxel in the STG.

The idea that the rotation loadings of spatially close voxels must be similar, penalizing the combination of spatially distant voxels, is applied. The specification of the parameter F of the von Mises-Fisher distribution is useful to insert prior information about the spatial position of the m variables, i.e., voxels, that express the original dimensions of X_i . In this case, the column dimension is expressed by the voxels, having a specific spatial position in the brain. Therefore, we define F as a Euclidean similarity matrix considering the three-dimension spatial location of the voxels. F expresses the distance between column dimensions, i.e., let (x_i, y_i, z_i) the three-dimension coordinates of voxel i :

$$F = [f_{ij}] = [\exp\{-d_{ij}^2\}] = \left[\exp\{-((x_i - x_j)^2 + (y_i - y_j)^2 + (z_i - z_j)^2)\} \right] \quad (21)$$

where $i, j = 1, \dots, 10233$. We choose the Euclidean distance for mainly two reasons. Firstly, the Euclidean similarity matrix (21) has full rank, we can use Lemma 4 to have a unique solution of

R_i . Secondly, the Euclidean distance matrix is a maximal invariant under the group of similarity transformation (Dokmanic et al., 2015; Lele, 1993). It means that the Euclidean distance matrix captures all the relevant geometrical information about the form of the images. However, other Minjowki measures could be employed. Nevertheless, the user must interpret the distance measure respect to the variables coordinates behavior. The concentration parameter k is computed by leave one out subject cross-validation to avoid circularity problem (Kriegeskorte et al., 2009). Figure 1 represents F using this data, the jump around the voxel 4560 shows the split between the right and the left part of the STG. In the same way, the specification of F defined in (21) multiplied by k can

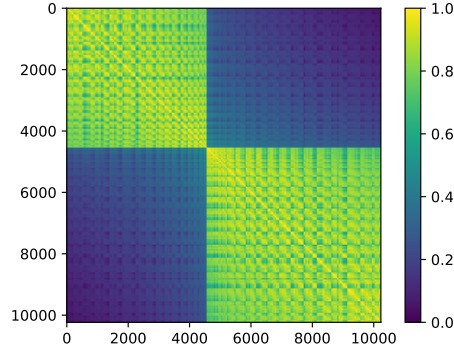


Figure 1: Location matrix parameter F computed as similarity euclidean matrix of the three-dimension coordinates voxels coming from the STG.

be redefined equivalently as a Gaussian radial basis function kernel (Vert et al., 2004), i.e.,

$$kF = k[f_{ij}] = k[\exp\{-\frac{d_{ij}^2}{\epsilon}\}]$$

where $\epsilon \in \mathbb{R}_{>0}$ is the bandwidth parameter, that has an inverse monotone relation with the concentration parameter k . In this case, as $\epsilon \rightarrow 0$, the Gaussian Kernel seems a Dirac distribution, as the case of $k \rightarrow \infty$ defined in Section 3. Instead, if $\epsilon \rightarrow +\infty$, the Gaussian Kernel becomes a constant, and the unconstrained case of the von Mises-Fisher Procrustes model is examined, i.e., $k \rightarrow 0$. For that, instead of performing cross-validation on k , one can applied the numerous bandwidth selection techniques (Heidenreich et al., 2013). The optimal concentration parameter \hat{k} could be redefined then as $\exp(d_{ij}^2(1 - 1/\hat{\epsilon}))$.

Using the von Mises-Fisher Procrustes model, we found notable results for fMRI data group-analysis. First of all, Figure 2 illustrates the one-sample t-tests (20) computed using the images aligned by the three alignment methods cited. As one can see, the von Mises-Fisher Procrustes model returns the higher t-tests in absolute value. In particular, it yields a set of t-tests 85.85% higher in mean (in absolute value) respect to the t-tests computed using anatomical alignment, and 80.81% higher (in absolute value) in mean respect to the t-tests calculated using the GPA.

Secondly, the set of T_i relative to (20) is represented in the brain space as a Statistical Parametric Mapping (Friston et al., 1995). Observing Figure 3, the alignment method returns the smoothest statistical map, having a delineated boundary between significant and no significant voxels. The spatial information, inserted into the model, permits to optimally align the data using orthogonal transformations, preserving and exploiting the anatomical meaning. This fact is reflected in the group-levels analysis's final results as the distribution of the t-tests in Figure 3. Finally, we want

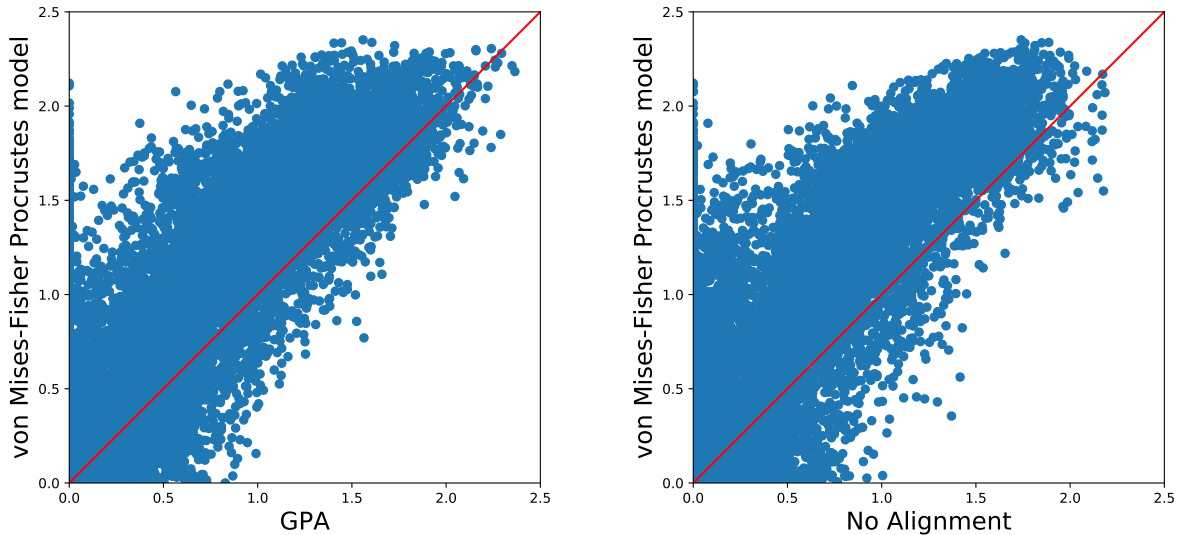


Figure 2: Scatter plots of one-sample t-tests in absolute value considering the fMRI images of 18 subjects aligned by anatomical technique, by GPA, and by von Mises-Fisher Procrustes model.

to understand how works the no-uniqueness problem of the GPA. Figure 4 represents the same activation map presented in 3, obtained using a different starting value in the Algorithm 1. The brain image changes completely as its final interpretation; however, it is still a valid solution. In contrast, the von Mises-Fisher Procrustes model returns a unique SPM, taking into account the three-dimensional spatial structure of the voxels.

5. Concluding Remarks

In this work, we focus on formalizing the Perturbation model (Goodall, 1991) in the framework of the Procrustes methods analyzing high dimensional data. In particular, we investigate the no-uniqueness problem of the orthogonal matrix estimation (Trendafilov and Lippert, 2002), i.e., the fact that the Procrustes problem is ill-posed. We aim to find over the possible solution, the unique optimally orthogonal solution that preserves the original real dimension structure of the matrix column.

For that, as in Mardia et al. (2013), but with another perspective, we present a Bayesian extension of the Perturbation model, i.e., the von Mises-Fisher Procrustes model. The von Mises-Fisher distribution is used as the prior distribution for R_i to shrink the set of possible solutions. The maximum likelihood estimation of R_i results to be a slight modification of the solution founded by Schonemann (1966). Indeed, the prior information of the variables is used in the SVD step, decomposing the matrix $X_i^\top M + kF$ instead of $X_i^\top M$. The variables' prior information is used to specify the location matrix parameter F of the von Mises-Fisher distribution. Therefore, the posterior distribution analysis shows that the posterior location parameter is expressed as a sum of the maximum likelihood estimation and the prior mode weighing by two corresponding measures of variation. The approach proposed resolves the no-uniqueness problem of the Procrustes method and returns orthogonal matrices that follow the orientation structure of F .

We apply the von Mises-Fisher Procrustes model in fMRI data group analysis, showing a notable improvement. In this case, the variables are described as voxels, having a specific real spatial

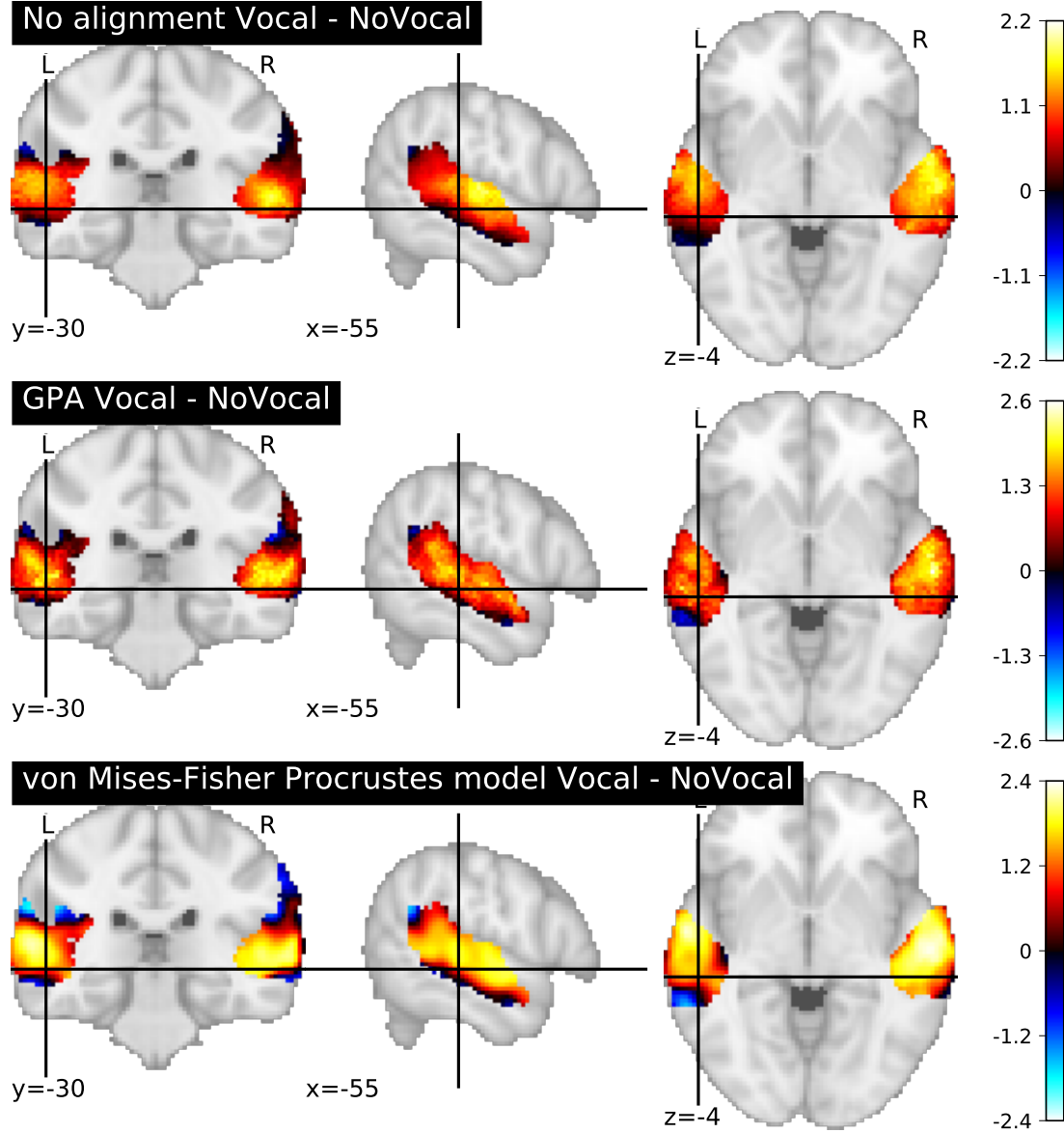


Figure 3: SPM of the one-sample t-tests at the group level using images aligned by anatomical technique, by GPA, and by the von Mises-Fisher Procrustes model.

position in the brain. For that, F is defined as a similarity euclidean matrix of the three-dimensional voxel coordinates. It exploits the idea that close variables, i.e., voxels, must have similar rotation loadings, while spatially distant voxels must have less similar rotation loadings. Since F is a full rank matrix, the final solution is unique and maintains the anatomical meaning expressed by F . Thanks to our model, the one-sample t-tests at the group level illustrate higher values in absolute value than the GPA and the anatomical alignment. The statistical parametric mapping, handling images aligned by the von Mises-Fisher Procrustes model, shows spatial boundaries between significant and no significant t-tests. The spatial information inserted into the model improves the subsequent group analysis and gives anatomical meaning to the results. The method presented exploits both functional and spatial information of the variables.

To sum up, if the user has an idea about the structure of the optimal orthogonal transformation,

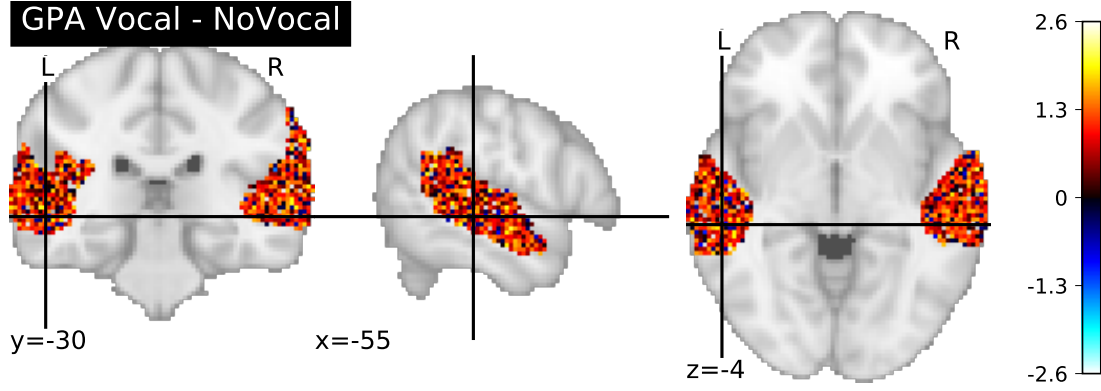


Figure 4: SPM of the one-sample t-tests at group levels using images aligned by GPA using a different starting value.

he/she can express it using the location matrix parameter F , helping the final interpretation of the transformed matrix space and the subsequent results of the analysis.

However, the von Mises-Fisher Procrustes method is based on the SVD step of a large matrix in $\mathbb{R}^{m \times m}$ as the GPA. The time complexity is in $O(m^3)$, having $m \approx 10233$, the algorithm developed in Python (Andreella, 2020) takes approximately 172800 seconds. It is pretty common in neuroscience analysis having long computation time; however, one further direction could be optimizing it projecting the matrices into a lower dimension before applying the SVD. The lower dimension could be the one that best resumes the information of our data.

A. Hyperalignment

The Hyperalignment technique (Haxby et al., 2011) is a sequential approach of the Orthogonal Procrustes analysis. It is the most used functional alignment procedure applied in fMRI data analysis. However, being a sequential approach, various problems arise immediately as the dependence of the results on the order of the matrices.

We redo the same analysis performed in Section 4 using the Hyperalignment method (Hanke et al., 2009). Figure 5 represents the same Statistical Parametric Mapping of t-tests defined in Figure 3. As one can see, the t-tests are smaller in absolute value than the ones computed using the data aligned by the von Mises-Fisher Procrustes model.

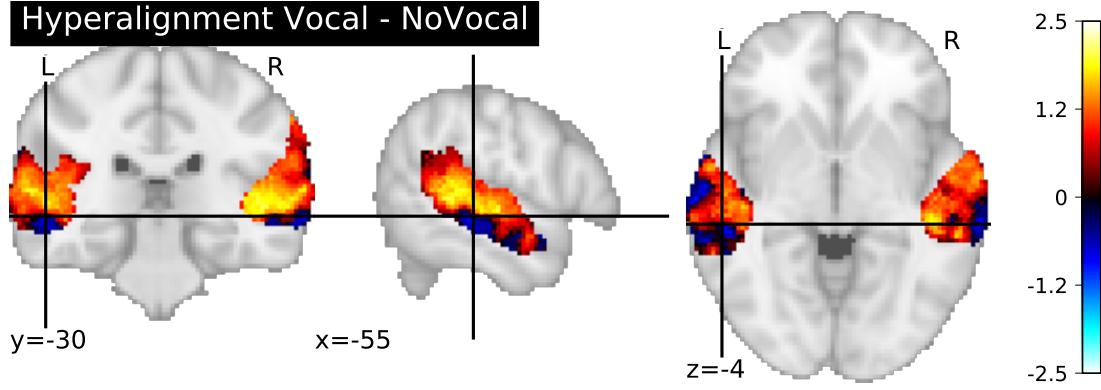


Figure 5: Statistical Parametric Mapping of t-tests using images aligned by Hyperalignment.

Figure 6 confirms it, the t-tests computed using the von Mises-Fisher Procrustes model result to be 70.29% higher in mean in absolute value respect to the t-tests coming from Hyperalignment.

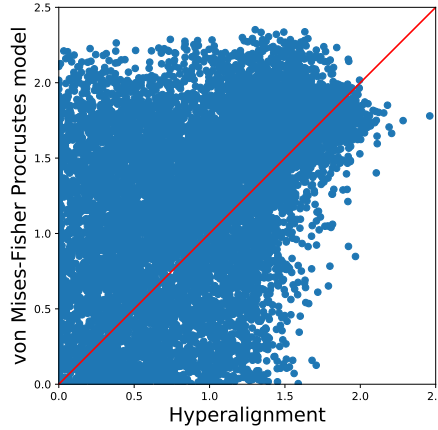


Figure 6: Scatter plot of one-sample t-tests in absolute value using Hyperalignment.

Furthermore, the von Mises-Fisher Procrustes model improves the functional alignment technique most used in fMRI data analysis. Respect to Hyperalignment, it exploits the three-dimensional coordinates information, returning orthogonal transformations based on brain anatomical knowledge.

References

- Andreella, A. (2020). the von mises-fisher-procrustes model, github repository. doi:10.5281/zenodo.3935546.
- Barndorff Nielsen, O. (1973). *Exponential families and conditioning*. PhD thesis, University of Copenhagen.
- Berge, J. M. F. (1977). Orthogonal procrustes rotation for two or more matrices. *Psychometrika*, 42(2):267–276.
- Chikuse, Y. (2003a). Concentrated matrix Langevin distributions. *Journal of Multivariate Analysis*, (85):375–394.
- Chikuse, Y. (2003b). *Statistics on special manifolds*. Springer.
- Dijksterhuis, G. B. and Gower, J. C. (1991). The interpretation of generalized procrustes analysis and allied methods. *Food Quality and Preference*, 3(2):67–87.
- Dokmanic, I., Parhizkar, R., Ranieri, J., and Vetterli, M. (2015). Euclidean Distance Matrices . *arXiv:1502.07541v2 [cs.OH]*.
- Douglas, L. T. and Deborah, S. W. (2006). Empirical Bayes hierarchical models for regularizing maximum likelihood estimation in the matrix Gaussian Procrustes problem. *PNAS*, 103(49):18521–18527.
- Downs, D. T. (1972). Orientation statistics. *Biometrika*, 59(3):665.
- Dryden, I. L. and Mardia, K. V. (1998). *Statistical Shape Analysis* . Wiley.
- Friston, K. J., Holmes, A. P., Worsley, K. J., Poline, J. B., Frith, C. D., and Frackowiak, R. S. J. (1995). Statistical parametric maps in functional imaging: A general linear approach. *Human Brain Mapping*, 2:189–210.
- Galaburda, A. and Sanides, F. (1980). Cytoarchitectonic organization of the human auditory cortex. *The Journal of Comparative Neurology*, 190:597–610.
- Golub, G. H. and Van Loan, C. F. (1996). *Matrix Computations*. Baltimore, MD: Johns Hopkins.
- Goodall, C. (1991). Procrustes Methods in the Statistical Analysis of Shape. *Wiley for the Royal Statistical Society*, 53(2):285–339.
- Gower, J. C. (1975). Generalized procrustes analysis. *Psychometrika*, 40(1):33–51.
- Gower, J. C. and Dijksterhuis, B. G. (2004). *Procrustes Problems*. Oxford University Press.
- Green, B. (1952). The orthogonal approximation of an oblique structure in factor analysis. *Psychometrika*, 17(4):429–440.
- Green, P. J. and Mardia, K. V. (2006). Bayesian Alignment Using Hierarchical Models, with Applications in Protein Bioinformatics. *Biometrika*, 93(2):235–254.
- Gupta, A. K. and Nagar, D. K. (1999). *Matrix Variate Distributions*. Chapman and Hall.
- Hanke, M., Halchenko, Y. O., Sederberg, P. B., Hanson, S. J., Haxby, J. V., and Pollmann, S. (2009). PyMMPA: A Python toolbox for multivariate pattern analysis of fMRI data. *Neuroinformatics*, (7):37–53.
- Haxby, J. V., Guntupalli, J. S., Connolly, A. C., Halchenko, Y. O., Conroy, B. R., Gobbini, M. I., Hanke, M., and Ramadge, P. (2011). A common high-dimensional model of the representational space in human ventral temporal cortex. *Neuron*, 72(1):404–416.
- Heidenreich, N. H., Schindler, A., and Sperlich, S. (2013). Bandwidth selection for kernel density estimation: a review of fully automatic selectors. *ASTA Advances in Statistical Analysis*, 97:403–433.
- Jenkinson, M., Bannister, P., Brady, J. M., and Smith, S. M. (2002). Improved Optimisation for the Robust and Accurate Linear Registration and Motion Correction of Brain Images. *Human Brain Mapping*, 17(2):825–841.
- Jenkinson, M., Beckmann, C. F., Behrens, T. E., Woolrich, M. W., and Smith, S. M. (2012). FSL.

- NeuroImage*, 62:782–90.
- Jenkinson, M. and Smith, S. M. (2001). A global optimisation method for robust affine registration of brain images. *Medical Image Analysis*, 5(2):143–156.
- Jupp, E. P. and Mardia, V. K. (1976). Maximum likelihood estimators for the matrix von mises-fisher and bingham distributions. *The Annals of Statistics*, 7(3):599–606.
- Khatri, C. G. and Mardia, K. V. (1977). The von mises-fisher matrix distribution in orientation statistics. *Journal of the Royal Statistical Society. Series B (Methodological)*, 39(1):95–106.
- Kriegeskorte, N., Simmons, W. K., Bellgowan, P. S. F., and Baker, C. I. (2009). Circular analysis in systems neuroscience – the dangers of double dipping. *Nat Neurosci.*, 12(5):535–540.
- Lee, T. (2017). Bayesian Attitude Estimation with the Matrix Fisher Distribution on $SO(3)$. *arXiv:1710.03746v2 [math.OC]*.
- Lele, S. (1993). Euclidean Distance Matrix Analysis (EDMA): Estimation of Mean Form and Mean Form Difference . *Mathematical Geology*, 25(5).
- Mardia, K., Fallaize, C. J., Barber, S., Jackson, R. M., and Theobald, D. L. (2013). Bayesian alignment of similarity of shapes. *The Annals of Applied Statistics*, 7(2):989–1009.
- Mumford, J. A. and Poldrack, R. (2007). Modeling group fmri data. *SCAN*, 2:251–257.
- Myronenko, A. and Song, X. (2009). On the closed-form solution of the rotation matrix arising in computer vision problems. *arXiv:0904.1613 [cs.CV]*.
- Pernet, C. R., McAleer, P., M., L., Gorgolewski, K. J., Charest, I., Bestelmeyer, P. E., Watson, R. H., Fleming, D., Crabbe, F., Valdes-Sosa, M., and Belin, P. (2015). The Human Voice Areas: Spatial Organization and Inter-Individual Variability in Temporal and Extra-Temporal Cortices. *Neuroimage*, 119:164–74.
- Prentice, M. J. (1986). Orientation statistics without parametric assumptions. *Journal of the Royal Statistical Society. Series B (Methodological)*, 48(2):214–222.
- Schonemann, P. H. (1966). A generalized solution of the orthogonal procrustes problem. *Psychometrika*, 31(1):1–10.
- Schonemann, P. H. and Carroll, R. M. (1970). Fitting one matrix to another under choice of a central dilation and a rigid motion. *Psychometrika*, 35(2):245–255.
- Smith, S. M. (2002). Fast robust automated brain extraction. *Human Brain Mapping*, 17(3):143–155.
- Trendafilov, N. T. and Lippert, R. A. (2002). The multimode Procrustes problem . *Linear Algebra and its Applications*, 349:245–264.
- Van Rossum, G. and Drake Jr, F. (1995). *Python tutorial*. Centrum voor Wiskunde en Informatica Amsterdam, The Netherlands.
- Vert, J., Tsuda, K., and Schölkopf, B. (2004). *A Primer on Kernel Methods*, pages 35–70. MIT Press.
- Viète, F. (1646). *Opera mathematica*. F. van Schouten.
- Woolrich, M. W., Timothy, E. J. B., Beckmann, F. C., Jenkinson, M., and Smith, S. M. (2004). Multilevel linear modelling for FMRI group analysis using Bayesian inference. *NeuroImage*, 21(4):1732–1747.