

Hall number, specific heat and superfluid density of overdoped high- T_c cuprates

J.G. Storey

*Robinson Research Institute and MacDiarmid Institute for Advanced Materials and Nanotechnology,
Victoria University of Wellington - P.O. Box 600, Wellington, New Zealand*

Despite often being dismissively described as exhibiting conventional Fermi-liquid-like behaviour, heavily overdoped high- T_c cuprates sport several unexpected features. Thermodynamic properties expected to be roughly constant with doping decrease towards zero, signalling that a growing fraction of carriers remain in the normal state below T_c . Near T_c , the superconducting energy gap fills in with temperature, contrary to the expectations of BCS theory. Most recently a transition in the Hall number of some cuprates was found to extend to a very high doping ($x \approx 0.27$), far beyond the pseudogap critical point identified by a peak in thermodynamic properties ($x = 0.19$). This presents a challenge to the view that the pseudogap is a consequence of Fermi surface reconstruction. In this paper we present a consistent explanation for all these observations by combining pair-breaking scattering with a Fermi surface reconstruction model for the pseudogap. Notably, an increase in pair-breaking with doping leads to a separation of the points where reconstruction begins and the thermodynamic properties peak. This result highlights pair-breaking as an essential ingredient in the electronic recipe for heavily overdoped cuprate superconductors.

I. INTRODUCTION

The underdoped regime of the cuprate phase diagram is frequently explored because of its rich selection of exotic phenomena, including the pseudogap^{1,2}, superconducting fluctuations^{3,4} and spin/charge ordering⁵⁻⁸. In contrast, the heavily overdoped regime, not easily accessed in many cuprates, has largely been considered the realm of conventional Fermi-liquid-like behaviour^{9,10}. It is here that we encounter familiar features such as T -squared resistivity^{11,12} and a large predictable Fermi surface¹³⁻¹⁷. Yet even here, the superconducting phase is host to unusual features which could potentially be important for an ultimate understanding of high- T_c superconductivity.

As doping, x , increases towards the edge of the superconducting phase where $T_c(x) \rightarrow 0$: **i)** A growing fraction of carriers in the ground state remain normal (i.e. they do not join the condensate). This is evidenced by specific heat¹⁸⁻²², NMR²³, magnetic penetration depth²⁴⁻²⁹ and THz spectroscopy³⁰ measurements. **ii)** The jump in specific heat at T_c and the superfluid density at $T = 0$ decrease towards zero (a consequence of i)) **iii)** As temperature increases to T_c , angle-resolved photoemission spectroscopy (ARPES)³¹⁻³³, tunneling³⁴⁻³⁶ and Raman spectroscopy^{37,38} experiments have revealed that the superconducting gap fills-in rather than closes. This is at odds with BCS theory³⁹, even though the ratio of the gap magnitude to T_c is close to the d -wave weak-coupling BCS value^{22,40}. **iv)** A recent preprint reports that in some cuprates the Hall number (a measure of the carrier density) only just completes a more gradual transition from x to $1 + x$ ⁴¹, challenging a proposition⁴² that it is tied to the normal-state pseudogap whose effects typically vanish at a postulated critical point slightly above optimal doping^{2,43}.

Can these observations be reconciled? i), ii) and iii) can be linked by pair-breaking, but iv) presents a challenge to ii). Namely, if the pseudogap were to close at

a higher doping, as suggested by the Hall number, then we would expect the specific heat jump and superfluid density to increase up to that point. In this paper we will show that the opposite is in fact possible. Our hypothesis is that pair-breaking is the dominant factor in the overdoped regime. We will address the Hall number first before continuing to the specific heat and superfluid density.

II. HALL NUMBER

In 2016 the author showed that Fermi surface reconstruction models involving nodal hole-like pockets and antinodal electron-like pockets would result in a transition in the Hall number from $1 + x$ to x ⁴². One of these models, proposed by Yang, Rice and Zhang (YRZ)⁴⁴, displayed remarkable agreement with measurements on $\text{YBa}_2\text{Cu}_3\text{O}_{7-\delta}$ (YBCO)⁴⁵, without any adjustment. Because the onset of this transition coincides with the independently determined pseudogap critical point at $x = 0.19$ ^{2,43}, this result supports the view that the pseudogap originates from Fermi surface reconstruction. In YBCO the transition occurs over a narrow doping range $0.19 > x > 0.16$. According to the models, this is where the electron-like pockets are present on the Fermi surface, though they have not yet been observed directly.

The present study is motivated in part by recent measurements of the Hall number on $\text{Tl}_2\text{Ba}_2\text{CuO}_{6+\delta}$ (Tl2201) and Pb/La-doped $\text{Bi}_2\text{Sr}_2\text{CuO}_{6+\delta}$ (Bi2201)^{41,46} which show a more gradual transition than YBCO, with the decrease in Hall number beginning at a much higher doping near $x = 0.27$ and ending near 0.19. As shown earlier⁴², in the models it is possible to tune onset and slope of the transition by altering the doping dependence of the pseudogap energy parameter $E_g(x)$. So in fig. 1(e) we plot the Hall number n_H from YRZ using the same approach as before⁴², but with the pseudogap opening below $x = 0.27$ according to $E_g(x) = 1.167t_0(0.27 - x)$.

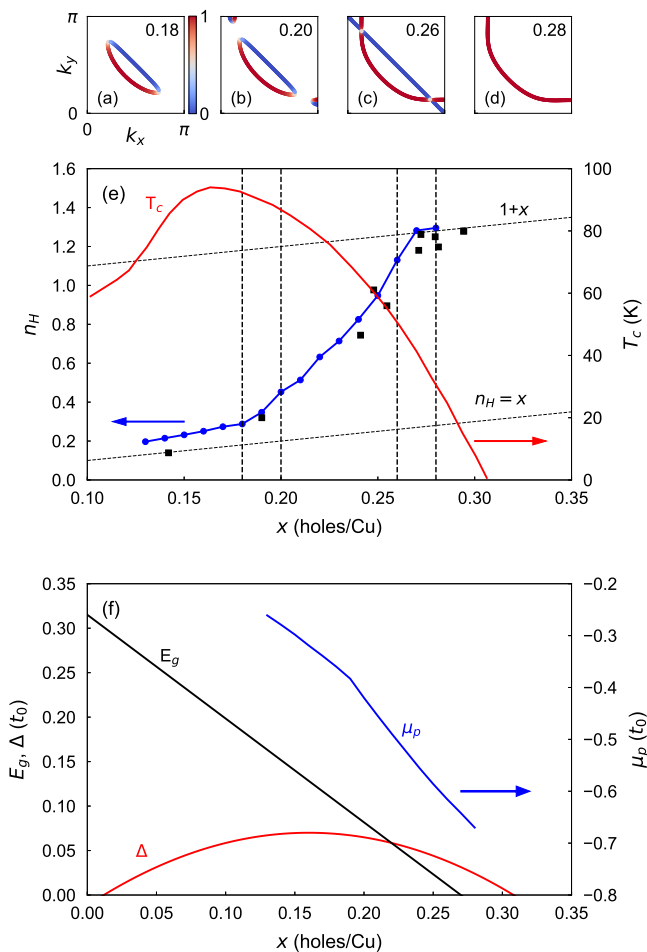


FIG. 1. (Color online) (a) to (d) Spectral weight at the Fermi level (red=1, blue=0) calculated from the YRZ model for $x = 0.18, 0.20, 0.26$ and 0.28 . (e) Calculated zero-temperature Hall number vs doping (circles) compared with measured values for Tl2201 (squares) from ref. 41. The measured T_c phase curve from ref. 41 is also shown. Vertical lines mark the doping values of panels (a) to (d). (f) Doping dependence of the pseudogap E_g , superconducting gap Δ , and chemical potential μ_p used in the YRZ calculations, tailored to Tl2201. t_0 is the unrenormalized nearest-neighbour hopping parameter.

($E_g(x)$ and the chemical potential $\mu_p(x)$ are plotted in fig. 1(f).) This produces a good match with the data (also plotted, sans error bars). For reference, the Fermi surface is plotted for selected doping values showing the evolution with decreasing doping from a large hole-like barrel in fig. 1(d), to electron- and hole-like pockets in (c) & (b), and finally to a small hole-like pocket in (a). The existence of electron-like pockets in this doping range of $\text{Bi}_2\text{Sr}_2\text{CuO}_{6+\delta}$ was actually predicted by the author in 2013⁴⁷. In that work, it was proposed that electron pockets were responsible for an undulation in the T -dependent thermoelectric power seen at $\delta = 0.13$ and 0.14 , corresponding to a doping of $x \sim 0.25$ ⁴⁸.

But there is a problem. In the case of Tl2201 $x = 0.27$ is far beyond the pseudogap critical point as inferred from

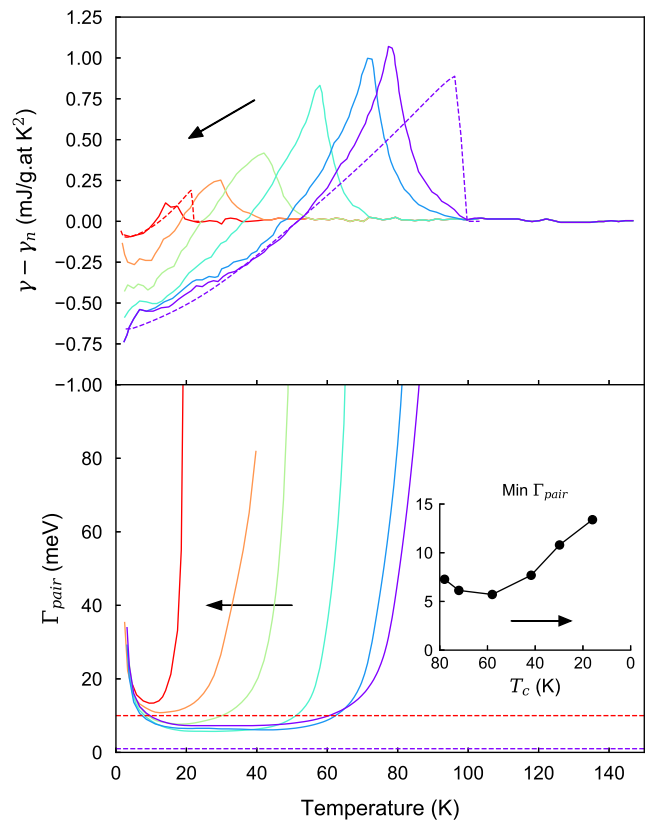


FIG. 2. (Color online) (a) Measured specific heat of overdoped Tl2201 with the normal state subtracted (solid lines) from ref. 49. Dashed lines show mean-field curves calculated for $\Delta/k_B T_p = 2.5$ with constant pair-breaking scattering. (b) Pair-breaking scattering rate extracted from the data in (a). Dashed lines correspond to the mean-field curves in (a). The inset shows the minimum value of Γ_{pair} vs T_c (estimated by the peak in specific heat). Arrows indicate increasing doping.

measurements of superfluid density (≈ 0.19)²⁵, to be discussed later. Furthermore, the presence of a pseudogap up to $x = 0.27$ seems to be at odds with the specific heat jump which decreases with x in that region^{18,19,49}, which we will investigate next. Naturally, this raises the question as to whether Fermi surface reconstruction is still an appropriate interpretation of the doping dependence of the Hall number. Note that several alternative explanations for the Hall number have been proposed^{50–58}. But given that models such as YRZ account for many other observed properties^{47,59–63}, it seems premature to abandon them before considering other contributing factors. One of those factors is pair-breaking.

III. SPECIFIC HEAT

In cuprates that can be overdoped to the edge of the superconducting dome the jump in specific heat coefficient at T_c , $\delta\gamma(T_c)$, decreases with doping, and the residual term at low temperatures, $\gamma(0)$, increases.

Examples include Tl2201^{18,19,49} (see fig. 2(a)) and La_{2-x}Sr_xCuO₄²⁰⁻²². Together these features indicate that some of the carriers are not participating in superconductivity. A similar trend is found by NMR where, in the superconducting state, the normalized residual density of states (DOS) at the Fermi level increases remarkably beyond $x \sim 0.20$ ²³. A compilation of these results can be found in fig. 5(b) of ref. 22. (Note that below $x \sim 0.19$ the jump size also decreases, but this is accompanied by small residual values⁶⁴, and implies the existence of a normal-state pseudogap²¹.)

In this section we will analyse the specific heat of Tl2201 using the two-lifetime phenomenological self-energy proposed by Norman *et al.*⁶⁵

$$\Sigma(\mathbf{k}, \omega) = -i\Gamma_{\text{single}} + \frac{\Delta^2(T)}{\omega + \xi(\mathbf{k}) + i\Gamma_{\text{pair}}(T)} \quad (1)$$

Γ_{single} is a single-particle scattering rate and Γ_{pair} is a pair-breaking scattering rate. The method is the same as used previously on optimally-doped Bi₂Sr₂CaCu₂O_{8+ δ} (Bi2212)⁶⁶. In essence we assume a suitable temperature-dependent superconducting gap $\Delta(T)$, and then find the $\Gamma_{\text{pair}}(T)$ that reproduces the observed specific heat. Here we take a rescaled d -wave BCS gap with magnitude $\Delta_0 = 2.5k_B T_p$ (slightly higher than the weak-coupling value of $2.14k_B T_p$), that opens at the onset of superconducting fluctuations at $T_p > T_c$. For simplicity we will assume that $\Gamma_{\text{single}} = 1$ meV is negligible compared with Γ_{pair} .

The specific heat data of overdoped Tl2201 reproduced from ref. 49 is shown in fig. 2(a). For comparison dashed curves show the specific heat calculated with a constant Γ_{pair} for the highest and lowest doping values. These show a mean-field-like jump extending up to the onset of the fluctuations. The larger is Γ_{pair} , the greater the residual specific heat. Figure 2(b) shows the temperature-dependent Γ_{pair} curves that reproduce the data in (a). Ignoring the upturns at low-temperature which reflect the small impurity-induced upturns in the specific heat data, there does seem to be an increase in the base value of Γ_{pair} with doping. The inset to (b) shows that the minimum value increases as T_c (estimated from the peak in specific heat) goes to zero. As found previously⁶⁶, near T_c the pair-breaking scattering rate diverges, reflecting superconducting fluctuations, and is responsible for the gap-filling behaviour observed in ARPES³¹⁻³³, tunneling³⁴⁻³⁶ and Raman^{37,38} spectroscopies.

So a T - and x -dependent Γ_{pair} accounts for points i), ii) and iii) in the introduction. Can the pseudogap open under these circumstances, thereby reconciling point iv)? To answer this question we incorporate the self energy (1) into the YRZ Green's function as follows

$$G(\mathbf{k}, \omega) = \sum_{\alpha=\pm} \frac{W_{\mathbf{k}}^{\alpha}}{\omega - E_{\mathbf{k}}^{\alpha} + i\Gamma_{\text{single}} - \frac{\Delta_{\mathbf{k}}^2(T)}{\omega + E_{\mathbf{k}}^{\alpha} + i\Gamma_{\text{pair}}}} \quad (2)$$

where, following ref. 42, we have dropped the x -dependent Gutzwiller prefactor. $E_{\mathbf{k}}^{\pm}$ are the upper and lower branches of the YRZ-reconstructed dispersion,

$$E_{\mathbf{k}}^{\pm} = \frac{\xi_{\mathbf{k}} - \xi_{\mathbf{k}}^0}{2} \pm \sqrt{\left(\frac{\xi_{\mathbf{k}} + \xi_{\mathbf{k}}^0}{2}\right)^2 + E_g^2(\mathbf{k})} \quad (3)$$

and $W_{\mathbf{k}}^{\pm}$ are corresponding the weight factors

$$W_{\mathbf{k}}^{\pm} = \frac{1}{2} \left[1 \pm \frac{(\xi_{\mathbf{k}} + \xi_{\mathbf{k}}^0)/2}{\sqrt{[(\xi_{\mathbf{k}} + \xi_{\mathbf{k}}^0)/2]^2 + E_g^2(\mathbf{k})}} \right] \quad (4)$$

$\xi_{\mathbf{k}} = -2t(x)(\cos k_x + \cos k_y) - 4t'(x) \cos k_x \cos k_y - 2t''(x)(\cos 2k_x + \cos 2k_y) - \mu_p(x)$ is the tight-binding energy-momentum dispersion and $\xi_{\mathbf{k}}^0 = -2t(x)(\cos k_x + \cos k_y)$ is the nearest-neighbour term. The tight-binding coefficients are the same as before⁴². The pseudogap is $E_g(\mathbf{k}) = E_g(x)(\cos(k_x) - \cos(k_y))/2$ and the superconducting gap is $\Delta_{\mathbf{k}}(T) = \Delta(x)\delta(T)(\cos(k_x) - \cos(k_y))/2$. $\delta(T)$ is the normalised d -wave BCS temperature dependence. The pseudogap magnitude $E_g(x)$ and chemical potential $\mu_p(x)$ are taken from the Hall number calculations in the previous section. We also adopt a superconducting gap given by $\Delta(x) = 0.07t_0[1.0 - 45.6(x - 0.16)^2]$ (shown in fig. 1(f)), to match the wider doping range spanned by the observed Tl2201 T_c dome^{41,67}. The density of states is calculated from

$$N(\omega) = \sum_{\mathbf{k}} A(\mathbf{k}, \omega) \quad (5)$$

where the spectral function $A(\mathbf{k}, \omega) = \pi^{-1} \text{Im}G(\mathbf{k}, \omega)$. Finally, the electronic specific heat coefficient $\gamma(T)$ is calculated in the usual way from

$$\gamma(T) = -2k_B \frac{\partial}{\partial T} \int [f \ln f + (1-f) \ln(1-f)] N(\omega) d\omega \quad (6)$$

where f is the Fermi-Dirac distribution.

The density of states is plotted in fig. 3 for several values of x with $\Gamma_{\text{pair}} = 0.03t_0$. (For simplicity Γ_{single} is set to a negligible value, $= 0.001t_0$) The pseudogap first appears as a depression at negative energies below the superconducting coherence peak, and doesn't impact states in the immediate vicinity of the Fermi level. As a result, the decrease in $\delta\gamma(T_c)$ (with decreasing x) is not locked to the onset of Fermi surface reconstruction⁵⁴. As doping reduces, the depression deepens and eventually spans the Fermi level. This happens just below $x = 0.2$ and coincides with the lifting of the antinodal electron-like pockets from the Fermi surface, as seen in figs. 1(a) & (b), and the appearance of sub-gap structure⁶⁸ in the density of states (see fig. 3).

The resulting temperature-dependent specific heat coefficient is plotted in fig. 4(a) for x ranging from 0.28 to 0.13. With increasing doping, the residual low- T value increases due to the decreasing $\Delta/\Gamma_{\text{pair}}$ ratio. Meanwhile the jump at T_c increases up to $x = 0.23$, before decreasing due to pair-breaking dominating over the closing

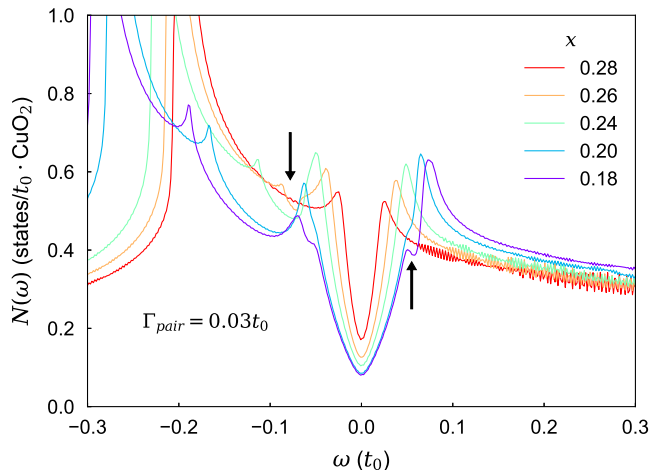


FIG. 3. (Color online) Calculated density of states per spin at $T = 0$ with pair-breaking scattering $\Gamma_0 = 0.03t_0$ for several values of x . The downwards arrow indicates the pseudogap in the $x = 0.26$ curve caused by the onset of Fermi surface reconstruction. As doping decreases the pseudogap spans the Fermi level which leads to sub-gap structure indicated by the upwards arrow.

pseudogap. A more detailed treatment could include a T -dependent Γ_{pair} to reproduce the tails on the jump from fluctuations. As shown in fig. 4(b), the peak in $\delta\gamma(T_c)$ can be tuned by the value of Γ_{pair} . For example, if $\Gamma_{pair}(x)$ increases linearly from $0.01t_0$ at $x = 0.19$ to $0.03t_0$ at $x = 0.28$, then $\delta\gamma(T_c)$ traces the path of the dashed line, which peaks nearer to $x = 0.19$. We note that a peak in $\delta\gamma(T_c)$ has not yet been observed in Tl2201 (as it difficult to underdope), but it has in Bi2201⁶⁹.

So to answer our question, the addition of pair-breaking makes it possible for the pseudogap to open, while the specific heat jump at T_c increases. Remember that the Hall number is a normal-state property and is unaffected by Γ_{pair} . Next we consider the superfluid density.

IV. SUPERFLUID DENSITY

In the absence of the pseudogap and pair-breaking we expect the superfluid density (proportional to the inverse square of the penetration depth) to scale with the normal-state carrier density. But according to muon-spin rotation experiments on Tl2201^{24,25}, $Y_{0.8}Ca_{0.2}Ba_2(Cu_{1-z}Zn_z)_3O_{7-\delta}$ and $Tl_{0.5-y}Pb_{0.5+y}Sr_2Ca_{1-x}Y_xCu_2O_7$ ⁷⁰, the zero-temperature superfluid density, $\rho_s(0)$, peaks near $x = 0.19$ before decreasing with further overdoping. The resulting plot of T_c vs $\rho_s(0)$ follows a so-called “boomerang” trajectory²⁶ back to the origin. The anomalous scaling of $\rho_s(0)$ with T_c and its eventual decrease to zero with overdoping has also been studied in great detail by mutual inductance experiments on

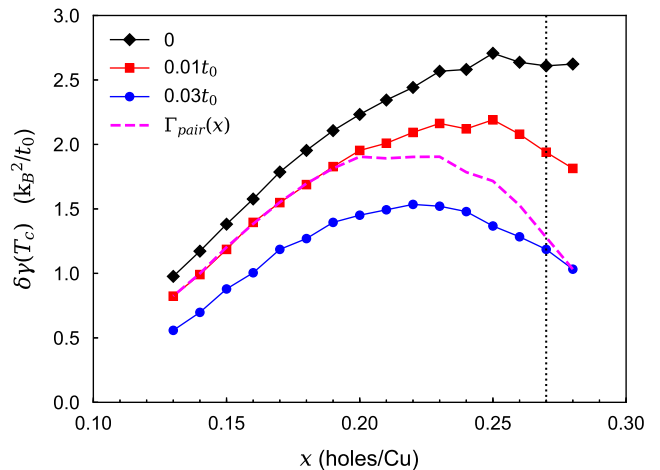
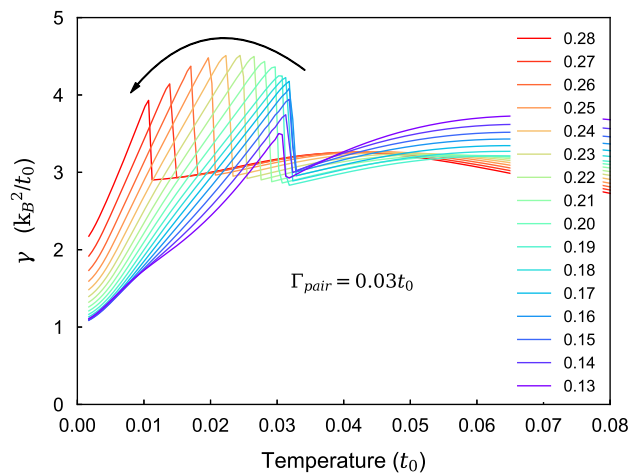


FIG. 4. (Color online) Specific heat coefficient calculated from the YRZ model using the parameters in fig. 1(f) with pair-breaking scattering $\Gamma_{pair} = 0.03t_0$. The arrow denotes increasing doping. (b) Doping dependence of the specific heat jump at T_c for Γ_{pair} set to 0, $0.01t_0$, $0.03t_0$ and $\Gamma_{pair}(x)$ as described in the text. The vertical dotted line marks the onset of Fermi surface reconstruction.

LSCO thin films^{27–29}. It can be shown that these results are congruent with the boomerang plot⁷¹.

Like the specific heat, we will analyse the superfluid density of LSCO using the two-lifetime model (1). Again, the approach is the same as used previously for optimally-doped Bi2212⁶⁶, and involves making a choice for the $\Delta(T)$ and then finding the $\Gamma_{pair}(T)$ that reproduces the data. A selection of T -dependent superfluid density curves for overdoped LSCO²⁹ (digitized from ref. 72) are shown in fig. 5(a). They are approximately linear in T and the low-temperature values scale roughly with T_c . A d -wave BCS gap that opens at the onset of superconducting fluctuations was assumed for each curve, see fig. 5(b), and the extracted $\Gamma_{pair}(T)$ curves are shown in the same panel. These look similar to $\Gamma_{pair}(T)$ extracted from the specific heat data in fig. 2(b). There is an increase in low- T values with doping and a divergence near T_c from

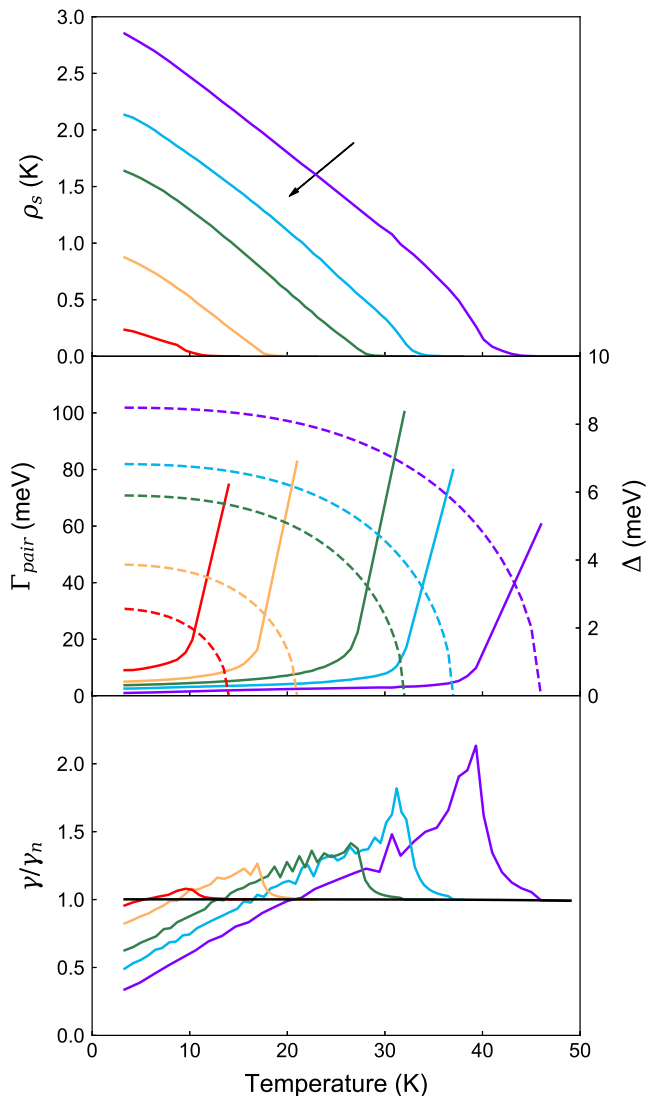


FIG. 5. (Color online) (a) Superfluid density measured on overdoped LSCO from ref.²⁹ The arrow indicates the direction of increasing doping. (b) Assumed BCS superconducting gaps (dashed), and pair-breaking scattering rates (solid) extracted from the data in (a). (c) Specific heat coefficient calculated using the parameters in (b).

fluctuations. Figure 5(c) shows the specific heat coefficient calculated from the parameters in panel (b). The curves are a little noisy but display the same features as the Tl2201 data, namely an increasing $\gamma(0)$ and decreasing $\delta\gamma(T_c)$. This demonstrates that the LSCO and Tl2201 samples share a common phenomenology despite their significant differences in crystal structure and morphology.

Following the same pattern as the previous section, we will now see if it is possible for the pseudogap to open below $x = 0.27$ while $\rho_s(0)$ increases. We insert the self energy (1) into the YRZ anomalous Green's function F

as follows

$$\begin{aligned}
 F(\mathbf{k}, \omega) &= F^+(\mathbf{k}, \omega) + F^-(\mathbf{k}, \omega) \\
 &= \sum_{\alpha=\pm} \frac{W_{\mathbf{k}}^{\alpha} \Delta_{\mathbf{k}}(T) / (\omega + E_{\mathbf{k}}^{\alpha} + i\Gamma_{pair})}{\omega - E_{\mathbf{k}}^{\alpha} + i\Gamma_{single} - \frac{\Delta_{\mathbf{k}}^2(T)}{\omega + E_{\mathbf{k}}^{\alpha} + i\Gamma_{pair}}}
 \end{aligned}
 \quad (7)$$

Again for simplicity Γ_{single} is set to a negligible value, $= 0.001t_0$. Generalizing the expression for the superfluid density⁷³ for the two branches of the YRZ dispersion, we have

$$\begin{aligned}
 \frac{1}{\lambda^2(T)} &= \frac{16\pi e^2}{c^2 V} \sum_{\mathbf{k}} \int d\omega' d\omega'' \lim_{q \rightarrow 0} \left[\frac{f(\omega'') - f(\omega')}{\omega'' - \omega'} \right] \\
 &\times [v_x^+ B^+(\mathbf{k}+\mathbf{q}, \omega') + v_x^- B^-(\mathbf{k}+\mathbf{q}, \omega')] \\
 &\times [v_x^+ B^+(\mathbf{k}, \omega'') + v_x^- B^-(\mathbf{k}, \omega'')]
 \end{aligned}
 \quad (8)$$

where $B^{\pm}(\mathbf{k}, \omega) = \pi^{-1} \text{Im} F^{\pm}(\mathbf{k}, \omega)$ and the group velocities of each branch are $v_x^{\pm} = \partial E_{\mathbf{k}}^{\pm} / \partial k_x$.

Figure 6(a) shows the temperature-dependent superfluid density $\rho_s(T)$ for $\Gamma_{pair} = 0.03t_0$ and x ranging from 0.28 to 0.13. With decreasing doping, $\rho_s(0)$ increases up to about $x \sim 0.255$ before succumbing to the pseudogap and decreasing. In contrast to the specific heat jump, the peak in $\rho_s(0)$ is barely shifted from $x = 0.27$ where the pseudogap opens. The effect of Γ_{pair} is shown in fig. 6(b). In order for $\rho_s(0)$ to peak near $x = 0.19$, Γ_{pair} would need to decrease down to $x = 0.19$. This is illustrated by the dashed line which shows the effect of Γ_{pair} decreasing linearly from $0.03t_0$ at $x = 0.28$ to $0.01t_0$ at $x = 0.19$.

V. DISCUSSION

In this section we discuss the findings and pose some questions for future investigation. We have analysed the specific heat and superfluid density data of overdoped cuprates using an ansatz for the self energy, focussing on the effect of the pair-breaking scattering rate Γ_{pair} . From this we have deduced that Γ_{pair} increases with doping beyond $x \sim 0.2$. This is responsible for the decrease in zero- T superfluid density and specific heat jump at T_c , as well as the increase in residual specific heat. The divergence of Γ_{pair} near T_c reproduces the smooth tails associated with fluctuations. What is the origin of Γ_{pair} ? Assuming that pair-breaking at $T = 0$ and near T_c share a common origin, then the interactions that give rise to pair-breaking become gapped below the pairing temperature T_p . At low temperature, the interactions become less gapped in the strongly overdoped regime, which coincides with a weakening of the pairing strength and reduction in superconducting gap magnitude. A possible candidate for these interactions is the spin fluctuation spectrum. Inelastic neutron scattering studies show a suppression of antiferromagnetic spectral

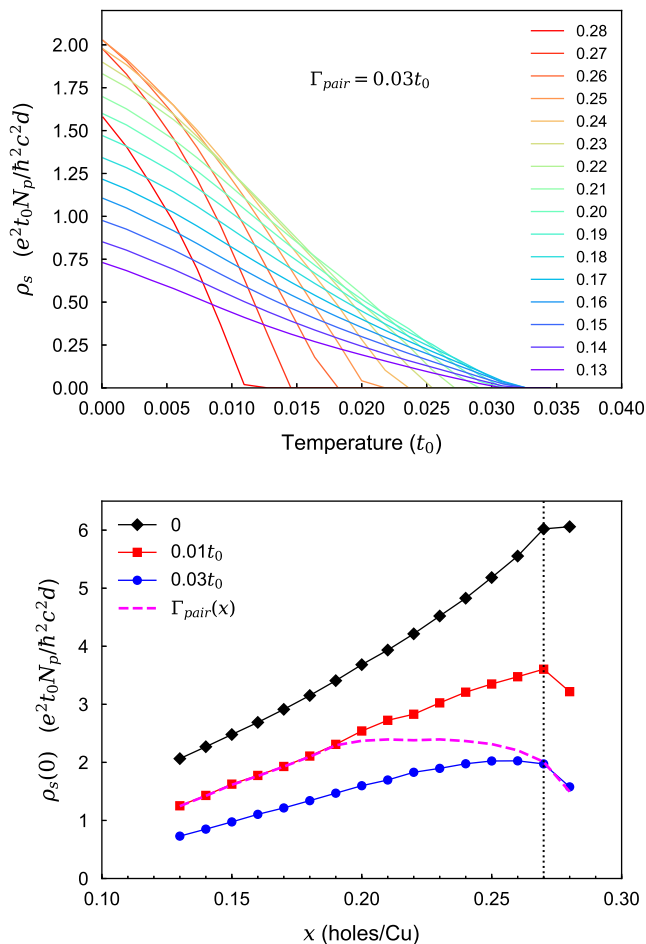


FIG. 6. (Color online) (a) Superfluid density calculated from the YRZ model using the parameters in fig. 1(f) with pair-breaking scattering $\Gamma_{pair} = 0.03t_0$. (b) Doping dependence of the superfluid density at $T = 0$ for Γ_{pair} set to 0, $0.01t_0$, $0.03t_0$ and $\Gamma_{pair}(x)$. The vertical dotted line marks the onset of Fermi surface reconstruction. The units are $e^2 t_0 N_p / \hbar^2 c^2 d$ where N_p is the number of CuO_2 planes per unit cell, and d is the c -axis lattice parameter.

weight with overdoping^{74,75}. How can we further understand the pair-breaking? One approach is to look for a momentum dependence. An ARPES study on Tl2201 reported increasing linewidth broadening (a measure of the scattering rate) near the nodal regions of the Fermi surface with doping⁷⁶. Broadening around the nodes is consistent with quantum critical fluctuations. Competing ferromagnetic fluctuations have been proposed^{77,78} and experimental evidence for^{79,80} and against⁸¹ such fluctuations has been reported. It is important to note that an alternative description of overdoped cuprates based dirty on d -wave BCS theory has been proposed^{72,82}, though it has faced some rebuttal by others^{81,83}.

By inserting Γ_{pair} into the YRZ model we have shown that it is possible for Fermi surface reconstruction to begin far beyond the doping at which the thermodynamic properties peak. This reconciles the seemingly conflict-

ing observations in Tl2201 of a decreasing Hall number, below $x = 0.27$, and an increasing $\delta\gamma(T_c)$ & $\rho_s(0)$. At the onset of the reconstruction the pseudogap only affects a small number of occupied states below the superconducting gap edge, and so the thermodynamic properties are governed by pair-breaking. Near 0.19 where Γ_{pair} is small, the growing pseudogap spans the Fermi level, becoming the dominant influence and weakening superconducting properties. It is here that the antinodal electron-like pockets lift away from the Fermi surface. Could Γ_{pair} be linked to these pockets? Though perhaps coincidental, it's interesting to note that residual specific heat increases near 1/8th doping^{64,84} where the presence of other electron-like pockets has also been inferred⁸⁵. But there are problems with this idea. Firstly an increase in broadening near the antinodes disagrees with the observed nodal broadening mentioned above. Secondly, the doping range over which the electron pockets are present seems to be material-dependent and, as in the case of YBCO⁴⁵, can be quite narrow.

Observing the electron pockets directly will be difficult because only one side has appreciable spectral weight. Figure 1(c) shows that the Fermi surface for $x = 0.26$ could easily be mistaken for an unreconstructed Fermi surface. The distinguishing feature is a small region of reduced spectral weight slightly inboard of the zone boundaries (where the red and blue lines appear to cross). It has been noted by the authors of ref. 86 that such features are visible in ARPES measurements on overdoped Tl2201¹⁵. They also calculated the expected quasiparticle-interference maps, however experimentally measured maps⁸⁷ are not clear enough to draw a firm conclusion on the presence of the pockets.

What triggers the Fermi surface reconstruction? The onset doesn't appear to be universal. In YBCO it is near 0.19⁴⁵, 0.23 in $\text{La}_{1.6-x}\text{Nd}_{0.4}\text{Sr}_x\text{CuO}_4$ ⁸⁸ and 0.27 in Tl2201 & Bi2201⁴¹. It has been noted that a hole-like (unreconstructed) Fermi surface seems to be required⁸⁹. In other words, the Fermi level must be above the saddle-point van-Hove singularity. Perhaps a self-consistent treatment can identify a connection with band-structure parameters as was done in the case of s -wave superconductivity with charge-density-waves⁹⁰. A self-consistent formalism for the two gaps in the YRZ model does exist⁹¹. But we also note that, although we have employed the YRZ model here, similar results can be expected from the antiferromagnetic $Q = (\pi, \pi)$ zone-folding reconstruction model^{42,92}.

Looking across the phase diagram, the following summary can be made. In the underdoped regime there is a loss of normal states. The superconducting gap is large but it is truncated by a small Fermi surface. Pair-breaking is small. In the overdoped regime some states are normal below T_c . The Fermi surface is large but the superconducting gap is small. Pair-breaking here plays a significant role.

ACKNOWLEDGMENTS

Supported by the Marsden Fund Council from Government funding, administered by the Royal Society of New

Zealand. The author acknowledges helpful discussions with J.L. Tallon.

-
- ¹ A. A. Kordyuk, “Pseudogap from arpes experiment: Three gaps in cuprates and topological superconductivity (review article),” *Low Temperature Physics* **41**, 319–341 (2015), <https://doi.org/10.1063/1.4919371>.
- ² Jeffery L. Tallon, James G. Storey, John R. Cooper, and John W. Loram, “Locating the pseudogap closing point in cuprate superconductors: Absence of entrant or reentrant behavior,” *Phys. Rev. B* **101**, 174512 (2020).
- ³ Yayu Wang, Z. A. Xu, T. Kakeshita, S. Uchida, S. Ono, Yoichi Ando, and N. P. Ong, “Onset of the vortexlike Nernst signal above T_c in $\text{La}_{2-x}\text{Sr}_x\text{CuO}_4$ and $\text{Bi}_2\text{Sr}_{2-y}\text{La}_y\text{CuO}_6$,” *Phys. Rev. B* **64**, 224519 (2001).
- ⁴ H. Alloul, F. Rullier-Albenque, B. Vignolle, D. Colson, and A. Forget, “Superconducting fluctuations, pseudogap and phase diagram in cuprates,” *EPL (Europhysics Letters)* **91**, 37005 (2010).
- ⁵ John M. Tranquada, “Spins, stripes, and superconductivity in hole-doped cuprates,” *AIP Conference Proceedings* **1550**, 114–187 (2013), <https://aip.scitation.org/doi/pdf/10.1063/1.4818402>.
- ⁶ Riccardo Comin and Andrea Damascelli, “Resonant x-ray scattering studies of charge order in cuprates,” *Annual Review of Condensed Matter Physics* **7**, 369–405 (2016), <https://doi.org/10.1146/annurev-conmatphys-031115-011401>.
- ⁷ J.-J. Wen, H. Huang, S.-J. Lee, H. Jang, J. Knight, Y.S. Lee, M. Fujita, K.M. Suzuki, S. Asano, S.A. Kivelson, C.-C. Kao, and J.-S. Lee, “Observation of two types of charge-density-wave orders in superconducting $\text{La}_{2-x}\text{Sr}_x\text{CuO}_4$,” *Nature Communications* **10**, 3269 (2019).
- ⁸ Alex Frano, Santiago Blanco-Canosa, Bernhard Keimer, and Robert J Birgeneau, “Charge ordering in superconducting copper oxides,” *Journal of Physics: Condensed Matter* **32**, 374005 (2020).
- ⁹ D.M. Broun, “What lies beneath the dome?” *Nature Physics* **4**, 170–172 (2008).
- ¹⁰ B. Keimer, S.A. Kivelson, M.R. Norman, S. Uchida, and J. Zaanen, “From quantum matter to high-temperature superconductivity in copper oxides,” *Nature* **518**, 179–186 (2015).
- ¹¹ Takashi Manako, Yoshimi Kubo, and Yuichi Shimakawa, “Transport and structural study of $\text{Tl}_2\text{Ba}_2\text{CuO}_{6+\delta}$ single crystals prepared by the KCl flux method,” *Phys. Rev. B* **46**, 11019–11024 (1992).
- ¹² S. Nakamae, K. Behnia, N. Mangkorntong, M. Nohara, H. Takagi, S. J. C. Yates, and N. E. Hussey, “Electronic ground state of heavily overdoped nonsuperconducting $\text{La}_{2-x}\text{Sr}_x\text{CuO}_4$,” *Phys. Rev. B* **68**, 100502 (2003).
- ¹³ David J. Singh and Warren E. Pickett, “Electronic characteristics of $\text{Tl}_2\text{Ba}_2\text{CuO}_6$: Fermi surface, positron wavefunction, electric field gradients, and transport parameters,” *Physica C: Superconductivity* **203**, 193 – 202 (1992).
- ¹⁴ N.E. Hussey, M. Abdel-Jawad, A. Carrington, A.P. Mackenzie, and L. Balicas, “A coherent three-dimensional Fermi surface in a high-transition-temperature superconductor,” *Nature* **425**, 814–817 (2003).
- ¹⁵ M. Platé, J. D. F. Mottershead, I. S. Elfimov, D. C. Peets, Ruixing Liang, D. A. Bonn, W. N. Hardy, S. Chiuzbaian, M. Falub, M. Shi, L. Patthey, and A. Damascelli, “Fermi surface and quasiparticle excitations of overdoped $\text{Tl}_2\text{Ba}_2\text{CuO}_{6+\delta}$,” *Phys. Rev. Lett.* **95**, 077001 (2005).
- ¹⁶ B. Vignolle, A. Carrington, R.A. Cooper, M.M.J. French, A.P. Mackenzie, C. Jaudet, D. Vignolles, C. Proust, and N.E. Hussey, “Quantum oscillations in an overdoped high- T_c superconductor,” *Nature* **455**, 952–955 (2008).
- ¹⁷ P M C Rourke, A F Bangura, T M Benseman, M Matusiak, J R Cooper, A Carrington, and N E Hussey, “A detailed de Haas–van Alphen effect study of the overdoped cuprate $\text{Tl}_2\text{Ba}_2\text{CuO}_{6+\delta}$,” *New Journal of Physics* **12**, 105009 (2010).
- ¹⁸ J. M. Wade, J. W. Loram, K. A. Mirza, J. R. Cooper, and J. L. Tallon, “Electronic specific $\text{Tl}_2\text{Ba}_2\text{CuO}_{6+\delta}$ from 2 K to 300 K for $0 \leq \delta \leq 0.1$,” *Journal of Superconductivity* **7**, 261–264 (1994).
- ¹⁹ J.W. Loram, K.A. Mirza, J.M. Wade, J.R. Cooper, and W.Y. Liang, “The electronic specific heat of cuprate superconductors,” *Physica C: Superconductivity* **235-240**, 134 – 137 (1994).
- ²⁰ J. W. Loram, K. A. Mirza, J. R. Cooper, N. Athanasopoulou, and W. Y. Liang, “Thermodynamic evidence on the superconducting and normal state energy gaps in $\text{La}_{2-x}\text{Sr}_x\text{CuO}_4$,” in *Proceedings of 10th Anniversary HTS Workshop* (World Scientific, Singapore, 1996) pp. 341–344.
- ²¹ J.W. Loram, J. Luo, J.R. Cooper, W.Y. Liang, and J.L. Tallon, “Evidence on the pseudogap and condensate from the electronic specific heat,” *Journal of Physics and Chemistry of Solids* **62**, 59 – 64 (2001).
- ²² Yue Wang, Jing Yan, Lei Shan, Hai-Hu Wen, Yoichi Tanabe, Tadashi Adachi, and Yoji Koike, “Weak-coupling d -wave BCS superconductivity and unpaired electrons in overdoped $\text{La}_{2-x}\text{Sr}_x\text{CuO}_4$ single crystals,” *Phys. Rev. B* **76**, 064512 (2007).
- ²³ Shigeki Ohsugi, Yoshio Kitaoka, Kenji Ishida, Guoqing Zheng, and Kunisuke Asayama, “Cu NMR and NQR Studies of High- T_c Superconductor $\text{La}_{2-x}\text{Sr}_x\text{CuO}_4$,” *Journal of the Physical Society of Japan* **63**, 700–715 (1994).
- ²⁴ Y.J. Uemura, A. Keren, L.P. Le, G.M. Luke, W.D. Wu, Y. Kubo, T. Manako, Y. Shimakawa, M. Subramanian, J.L. Cobb, and J.T. Markert, “Magnetic-field penetration depth in $\text{Tl}_2\text{Ba}_2\text{CuO}_{6+\delta}$ in the overdoped regime,” *Nature* **364**, 605–607 (1993).
- ²⁵ Ch. Niedermayer, C. Bernhard, U. Binniger, H. Glöckler, J. L. Tallon, E. J. Ansaldo, and J. I. Budnick, “Muon spin rotation study of the correlation between T_c and n_s/m^* in overdoped $\text{Tl}_2\text{Ba}_2\text{CuO}_{6+\delta}$,” *Phys. Rev. Lett.* **71**, 1764–1767 (1993).
- ²⁶ C. Bernhard, Ch. Niedermayer, U. Binniger, A. Hofer, Ch. Wenger, J. L. Tallon, G. V. M. Williams, E. J. Ansaldo, J. I. Budnick, C. E. Stronach, D. R. Noakes, and M. A. Blankson-Mills, “Magnetic penetration depth

- and condensate density of cuprate high- T_c superconductors determined by muon-spin-rotation experiments,” *Phys. Rev. B* **52**, 10488–10498 (1995).
- ²⁷ J.-P. Locquet, Y. Jaccard, A. Cretton, E. J. Williams, F. Arrouy, E. Mächler, T. Schneider, O/. Fischer, and P. Martinoli, “Variation of the in-plane penetration depth λ_{ab} as a function of doping in $\text{La}_{2-x}\text{Sr}_x\text{CuO}_{4+\delta}$ thin films on SrTiO_3 : Implications for the overdoped state,” *Phys. Rev. B* **54**, 7481–7488 (1996).
- ²⁸ T. R. Lemberger, I. Hetel, A. Tsukada, M. Naito, and M. Randeria, “Superconductor-to-metal quantum phase transition in overdoped $\text{La}_{2-x}\text{Sr}_x\text{CuO}_4$,” *Phys. Rev. B* **83**, 140507 (2011).
- ²⁹ I. Božović, X. He, J. Wu, and A.T. Bollinger, “Dependence of the critical temperature in overdoped copper oxides on superfluid density,” *Nature* **536**, 309–311 (2016).
- ³⁰ Fahad Mahmood, Xi He, Ivan Božović, and N. P. Armitage, “Locating the missing superconducting electrons in the overdoped cuprates $\text{La}_{2-x}\text{Sr}_x\text{CuO}_4$,” *Phys. Rev. Lett.* **122**, 027003 (2019).
- ³¹ T. J. Reber, N. C. Plumb, Y. Cao, Z. Sun, Q. Wang, K. McElroy, H. Iwasawa, M. Arita, J. S. Wen, Z. J. Xu, G. Gu, Y. Yoshida, H. Eisaki, Y. Aiura, and D. S. Dessau, “Preparing and the “filling” gap in the cuprates from the tomographic density of states,” *Phys. Rev. B* **87**, 060506 (2013).
- ³² T. J. Reber, S. Parham, N. C. Plumb, Y. Cao, H. Li, Z. Sun, Q. Wang, H. Iwasawa, M. Arita, J. S. Wen, Z. J. Xu, G. D. Gu, Y. Yoshida, H. Eisaki, G. B. Arnold, and D. S. Dessau, “Pairing, pair-breaking, and their roles in setting the T_c of cuprate high temperature superconductors,” (2015), arXiv:1508.06252 [cond-mat.supr-con].
- ³³ T. Kondo, W. Malaeb, Y. Ishida, T. Sasagawa, H. Sakamoto, T. Takeuchi, T. Tohyama, and S. Shin, “Point nodes persisting far beyond T_c in $\text{Bi}2212$,” *Nature Communications* **6**, 8699 (2015).
- ³⁴ R.M. Dipasupil, M. Oda, T. Nanjo, S. Manda, M. Momono, and M. Ido, “Pseudogap in the tunneling spectra of slightly overdoped $\text{Bi}2212$,” *Physica C: Superconductivity and its Applications* **364-365**, 604–607 (2001).
- ³⁵ T. M. Benseman, J. R. Cooper, and G. Balakrishnan, “Temperature and field dependence of the intrinsic tunnelling structure in overdoped $\text{Bi}_2\text{Sr}_2\text{CaCu}_2\text{O}_{8+\delta}$,” *Phys. Rev. B* **98**, 014507 (2018).
- ³⁶ Panpan Zhou, Liyang Chen, Ilya Sochnikov, Tsz Chun Wu, Matthew S. Foster, Anthony T. Bollinger, Xi He, Ivan Božović, and Douglas Natelson, “Tunneling spectroscopy of c -axis epitaxial cuprate junctions,” *Phys. Rev. B* **101**, 224512 (2020).
- ³⁷ W. Guyard, M. Le Tacon, M. Cazayous, A. Sacuto, A. Georges, D. Colson, and A. Forget, “Breakpoint in the evolution of the gap through the cuprate phase diagram,” *Phys. Rev. B* **77**, 024524 (2008).
- ³⁸ W. Guyard, A. Sacuto, M. Cazayous, Y. Galais, M. Le Tacon, D. Colson, and A. Forget, “Temperature dependence of the gap size near the Brillouin-zone nodes of $\text{HgBa}_2\text{CuO}_{4+\delta}$ superconductors,” *Phys. Rev. Lett.* **101**, 097003 (2008).
- ³⁹ J. Bardeen, L. N. Cooper, and J. R. Schrieffer, “Theory of superconductivity,” *Phys. Rev.* **108**, 1175–1204 (1957).
- ⁴⁰ Y. He, M. Hashimoto, D. Song, S.-D. Chen, J. He, I. M. Vishik, B. Moritz, D.-H. Lee, N. Nagaosa, J. Zaanen, T. P. Devereaux, Y. Yoshida, H. Eisaki, D. H. Lu, and Z.-X. Shen, “Rapid change of superconductivity and electron-phonon coupling through critical doping in $\text{Bi}2212$,” *Science* **362**, 62–65 (2018), <https://science.sciencemag.org/content/362/6410/62.full.pdf>.
- ⁴¹ Carsten Putzke, Siham Benhabib, Wojciech Tabis, Jake Ayres, Zhaosheng Wang, Liam Malone, Salvatore Licciardello, Jianming Lu, Takeshi Kondo, Tsunehiro Takeuchi, Nigel E. Hussey, John R. Cooper, and Antony Carrington, “Reduced hall carrier density in the overdoped strange metal regime of cuprate superconductors,” (2019), arXiv:1909.08102 [cond-mat.supr-con].
- ⁴² J. G. Storey, “Hall effect and Fermi surface reconstruction via electron pockets in the high- T_c cuprates,” *EPL (Europhysics Letters)* **113**, 27003 (2016).
- ⁴³ J.L. Tallon and J.W. Loram, “The doping dependence of T^* what is the real high- T_c phase diagram?” *Physica C: Superconductivity* **349**, 53 – 68 (2001).
- ⁴⁴ Kai-Yu Yang, T. M. Rice, and Fu-Chun Zhang, “Phenomenological theory of the pseudogap state,” *Phys. Rev. B* **73**, 174501 (2006).
- ⁴⁵ S. Badoux, W. Tabis, F. Laliberté, G. Grissonananche, B. Vignolle, D. Vignolles, J. Béard, D. A. Bonn, W. N. Hardy, R. Liang, N. Doiron-Leyraud, L. Taillefer, and C. Proust, “Change of carrier density at the pseudogap critical point of a cuprate superconductor.” *Nature* **531**, 210–214 (2016).
- ⁴⁶ At the time of writing this work is only a preprint, but we assume that the data are reliable.
- ⁴⁷ J. G. Storey, J. L. Tallon, and G. V. M. Williams, “Electron pockets and pseudogap asymmetry observed in the thermopower of underdoped cuprates,” *EPL (Europhysics Letters)* **102**, 37006 (2013).
- ⁴⁸ Z. Konstantinović, G. Le Bras, A. Forget, D. Colson, F. Jean, G. Collin, M. Ocio, and C. Ayache, “Thermopower in the strongly overdoped region of single-layer $\text{Bi}_2\text{Sr}_2\text{CuO}_{6+\delta}$ superconductor,” *Phys. Rev. B* **66**, 020503 (2002).
- ⁴⁹ J. M. Wade, *Calorimetry studies of high temperature superconductors*, Ph.D. thesis, University of Cambridge, U.K. (1995).
- ⁵⁰ A. G. Perle, Walter Metzner, Subir Sachdev, and Hiroyuki Yamase, “Fermi Surface Reconstruction and Drop in the Hall Number due to Spiral Antiferromagnetism in High- T_c Cuprates,” *Phys. Rev. Lett.* **117**, 187001 (2016).
- ⁵¹ Shubhayu Chatterjee and Subir Sachdev, “Fractionalized Fermi liquid with bosonic chargons as a candidate for the pseudogap metal,” *Phys. Rev. B* **94**, 205117 (2016).
- ⁵² S. Caprara, C. Di Castro, G. Seibold, and M. Grilli, “Dynamical charge density waves rule the phase diagram of cuprates,” *Phys. Rev. B* **95**, 224511 (2017).
- ⁵³ Akash V. Maharaj, Ilya Esterlis, Yi Zhang, B. J. Ramshaw, and S. A. Kivelson, “Hall number across a van Hove singularity,” *Phys. Rev. B* **96**, 045132 (2017).
- ⁵⁴ S. Verret, O. Simard, M. Charlebois, D. Sénéchal, and A.-M. S. Tremblay, “Phenomenological theories of the low-temperature pseudogap: Hall number, specific heat, and Seebeck coefficient,” *Phys. Rev. B* **96**, 125139 (2017).
- ⁵⁵ M. Charlebois, S. Verret, A. Foley, O. Simard, D. Sénéchal, and A.-M. S. Tremblay, “Hall effect in cuprates with an incommensurate collinear spin-density wave,” *Phys. Rev. B* **96**, 205132 (2017).
- ⁵⁶ Girish Sharma, S. Nandy, A. Taraphder, and Sumanta Tewari, “Suppression of the Hall number due to charge density wave order in high- T_c cuprates,”

- Phys. Rev. B **97**, 195153 (2018).
- ⁵⁷ Johannes Mitscherling and Walter Metzner, “Longitudinal conductivity and Hall coefficient in two-dimensional metals with spiral magnetic order,” Phys. Rev. B **98**, 195126 (2018).
- ⁵⁸ Pietro M. Bonetti, Johannes Mitscherling, Demetrio Vildardi, and Walter Metzner, “Charge carrier drop at the onset of pseudogap behavior in the two-dimensional Hubbard model,” Phys. Rev. B **101**, 165142 (2020).
- ⁵⁹ T M Rice, Kai-Yu Yang, and F C Zhang, “A phenomenological theory of the anomalous pseudogap phase in underdoped cuprates,” Reports on Progress in Physics **75**, 016502 (2011).
- ⁶⁰ A. J. A. James, R. M. Konik, and T. M. Rice, “Magnetic response in the underdoped cuprates,” Phys. Rev. B **86**, 100508 (2012).
- ⁶¹ J. G. Storey and J. L. Tallon, “Two-component electron fluid in underdoped high- T_c cuprate superconductors,” EPL (Europhysics Letters) **98**, 17011 (2012).
- ⁶² Phillip E. C. Ashby and J. P. Carbotte, “Resonating valence bonds and Fermi surface reconstruction: Resistivity in the underdoped cuprates,” Phys. Rev. B **87**, 014514 (2013).
- ⁶³ J G Storey, “Simultaneous drop in mean free path and carrier density at the pseudogap onset in high- T_c cuprates,” Superconductor Science and Technology **30**, 104008 (2017).
- ⁶⁴ N. Momono, M. Ido, T. Nakano, M. Oda, Y. Okajima, and K. Yamaya, “Low-temperature electronic specific heat of $\text{La}_{2-x}\text{Sr}_x\text{CuO}_4$ and $\text{La}_{2-x}\text{Sr}_x\text{Cu}_{1-y}\text{Zn}_y\text{O}_4$: evidence for a d wave superconductor,” Physica C: Superconductivity **233**, 395 – 401 (1994).
- ⁶⁵ M. R. Norman, M. Randeria, H. Ding, and J. C. Campuzano, “Phenomenology of the low-energy spectral function in high- T_c superconductors,” Phys. Rev. B **57**, R11093–R11096 (1998).
- ⁶⁶ J G Storey, “Incoherent superconductivity well above T_c in high- T_c cuprates—harmonizing the spectroscopic and thermodynamic data,” New Journal of Physics **19**, 073026 (2017).
- ⁶⁷ A. F. Bangura, P. M. C. Rourke, T. M. Benseman, M. Matusiak, J. R. Cooper, N. E. Hussey, and A. Carrington, “Fermi surface and electronic homogeneity of the overdoped cuprate superconductor $\text{Tl}_2\text{Ba}_2\text{CuO}_{6+\delta}$ as revealed by quantum oscillations,” Phys. Rev. B **82**, 140501 (2010).
- ⁶⁸ K. McElroy, D.-H. Lee, J. E. Hoffman, K. M. Lang, J. Lee, E. W. Hudson, H. Eisaki, S. Uchida, and J. C. Davis, “Coincidence of checkerboard charge order and antinodal state decoherence in strongly underdoped superconducting $\text{Bi}_2\text{Sr}_2\text{CaCu}_2\text{O}_{8+\delta}$,” Phys. Rev. Lett. **94**, 197005 (2005).
- ⁶⁹ Hai-Hu Wen, Gang Mu, Huiqian Luo, Huan Yang, Lei Shan, Cong Ren, Peng Cheng, Jing Yan, and Lei Fang, “Specific-heat measurement of a residual superconducting state in the normal state of underdoped $\text{Bi}_2\text{Sr}_{2-x}\text{La}_x\text{CuO}_{6+\delta}$ cuprate superconductors,” Phys. Rev. Lett. **103**, 067002 (2009).
- ⁷⁰ C. Bernhard, J. L. Tallon, Th. Blasius, A. Golnik, and Ch. Niedermayer, “Anomalous peak in the superconducting condensate density of cuprate high- T_c superconductors at a unique doping state,” Phys. Rev. Lett. **86**, 1614–1617 (2001).
- ⁷¹ J.L. Tallon, private communication.
- ⁷² N. R. Lee-Hone, J. S. Dodge, and D. M. Broun, “Disorder and superfluid density in overdoped cuprate superconductors,” Phys. Rev. B **96**, 024501 (2017).
- ⁷³ J. P. Carbotte, K. A. G. Fisher, J. P. F. LeBlanc, and E. J. Nicol, “Effect of pseudogap formation on the penetration depth of underdoped high- T_c cuprates,” Phys. Rev. B **81**, 014522 (2010).
- ⁷⁴ S. Wakimoto, H. Zhang, K. Yamada, I. Swainson, Hyunkyung Kim, and R. J. Birgeneau, “Direct Relation between the Low-Energy Spin Excitations and Superconductivity of Overdoped High- T_c Superconductors,” Phys. Rev. Lett. **92**, 217004 (2004).
- ⁷⁵ S. Wakimoto, K. Yamada, J. M. Tranquada, C. D. Frost, R. J. Birgeneau, and H. Zhang, “Disappearance of Antiferromagnetic Spin Excitations in Overdoped $\text{La}_{2-x}\text{Sr}_x\text{CuO}_4$,” Phys. Rev. Lett. **98**, 247003 (2007).
- ⁷⁶ D C Peets, J D F Mottershead, B Wu, I S Elfimov, Ruixing Liang, W N Hardy, D A Bonn, M Raudsepp, N J C Ingle, and A Damascelli, “ $\text{Tl}_2\text{Ba}_2\text{CuO}_{6+\delta}$ brings spectroscopic probes deep into the overdoped regime of the high- T_c cuprates,” New Journal of Physics **9**, 28–28 (2007).
- ⁷⁷ Angela Kopp, Amit Ghosal, and Sudip Chakravarty, “Competing ferromagnetism in high-temperature copper oxide superconductors,” Proceedings of the National Academy of Sciences **104**, 6123–6127 (2007). <https://www.pnas.org/content/104/15/6123.full.pdf>.
- ⁷⁸ T.A. Maier and D.J. Scalapino, “Disappearance of superconductivity in the overdoped cuprates,” Journal of Superconductivity and Novel Magnetism **33**, 15–18 (2020).
- ⁷⁹ Koshi Kurashima, Tadashi Adachi, Kensuke M. Suzuki, Yasushi Fukunaga, Takayuki Kawamata, Takashi Noji, Hitoshi Miyasaka, Isao Watanabe, Masanori Miyazaki, Akihiro Koda, Ryosuke Kadono, and Yoji Koike, “Development of ferromagnetic fluctuations in heavily overdoped $\text{Bi,Pb}_2\text{Sr}_2\text{CuO}_{6+\delta}$ copper oxides,” Phys. Rev. Lett. **121**, 057002 (2018).
- ⁸⁰ Y. Y. Peng, E. W. Huang, R. Fumagalli, M. Minola, Y. Wang, X. Sun, Y. Ding, K. Kummer, X. J. Zhou, N. B. Brookes, B. Moritz, L. Braicovich, T. P. Devereaux, and G. Ghiringhelli, “Dispersion, damping, and intensity of spin excitations in the monolayer $(\text{Bi,Pb})_2(\text{Sr,La})_2\text{CuO}_{6+\delta}$ cuprate superconductor family,” Phys. Rev. B **98**, 144507 (2018).
- ⁸¹ J. Wu, V. Lauter, H. Ambaye, X. He, and I. Božović, “Search for ferromagnetic order in overdoped copper-oxide superconductors,” Scientific Reports **7**, 45896 (2017).
- ⁸² N. R. Lee-Hone, H. U. Özdemir, V. Mishra, D. M. Broun, and P. J. Hirschfeld, “Low energy phenomenology of the overdoped cuprates: Viability of the Landau-bcs paradigm,” Phys. Rev. Research **2**, 013228 (2020).
- ⁸³ I. Božović, A. T. Bollinger, J. Wu, and X. He, “Can high- T_c superconductivity in cuprates be explained by the conventional BCS theory?” Low Temperature Physics **44**, 519–527 (2018), <https://doi.org/10.1063/1.5037554>.
- ⁸⁴ J.L. Tallon, T. Benseman, G.V.M. Williams, and J.W. Loram, “The phase diagram of high- T_c superconductors,” Physica C: Superconductivity **415**, 9 – 14 (2004).
- ⁸⁵ D. LeBoeuf, N. Doiron-Leyraud, J. Levallois, R. Daou, J.-B. Bonnemaïson, N.E. Hussey, L. Balicas, B.J. Ramshaw, R. Liang, D.A. Bonn, W.N. Hardy, S. Adachi, C. Proust, and L. Taillefer, “Electron pockets in the Fermi surface of hole-doped high- T_c superconductors,” Nature **450**, 533–536 (2007).
- ⁸⁶ Tanmoy Das, R. S. Markiewicz, A. Bansil, and A. V.

- Balatsky, “Visualizing electron pockets in cuprate superconductors,” *Phys. Rev. B* **85**, 224535 (2012).
- ⁸⁷ Yang He, Yi Yin, M. Zech, Anjan Soumyanarayanan, Michael M. Yee, Tess Williams, M. C. Boyer, Kamallesh Chatterjee, W. D. Wise, I. Zeljkovic, Takeshi Kondo, T. Takeuchi, H. Ikuta, Peter Mistark, Robert S. Markiewicz, Arun Bansil, Subir Sachdev, E. W. Hudson, and J. E. Hoffman, “Fermi surface and pseudogap evolution in a cuprate superconductor,” *Science* **344**, 608–611 (2014), <https://science.sciencemag.org/content/344/6184/608.full.pdf>.
- ⁸⁸ C. Collignon, S. Badoux, S. A. A. Afshar, B. Michon, F. Laliberté, O. Cyr-Choinière, J.-S. Zhou, S. Licciardello, S. Wiedmann, N. Doiron-Leyraud, and Louis Taillefer, “Fermi-surface transformation across the pseudogap critical point of the cuprate superconductor $\text{La}_{1.6-x}\text{Nd}_{0.4}\text{Sr}_x\text{CuO}_4$,” *Phys. Rev. B* **95**, 224517 (2017).
- ⁸⁹ N. Doiron-Leyraud, O. Cyr-Choinière, S. Badoux, A. Ataei, C. Collignon, A. Gourgout, S. Dufour-Beausjour, F.F. Tafti, F. Lalibert, M.-E. Boulanger, M. Matusiak, D. Graf, M. Kim, J.-S. Zhou, N. Momono, T. Kurosawa, H. Takagi, and L. Taillefer, “Pseudogap phase of cuprate superconductors confined by Fermi surface topology,” *Nature Communications* **8**, 2044 (2017).
- ⁹⁰ C. A. Balseiro and L. M. Falicov, “Superconductivity and charge-density waves,” *Phys. Rev. B* **20**, 4457–4464 (1979).
- ⁹¹ Zi-Ye Rao, Xiao-Min Wang, and Hong-Min Jiang, “A self-consistent determination of the RVB and SC gaps in the YRZ ansatz,” *Journal of Physics: Condensed Matter* **29**, 085602 (2017).
- ⁹² Andrey V. Chubukov and Dirk K. Morr, “Electronic structure of underdoped cuprates,” *Physics Reports* **288**, 355 – 387 (1997), i.M. Lifshitz and *Condensed Matter Theory*.