

The Threshold Strong Dimension of a Graph

Nadia Benakli, Novi H. Bong, Shonda Dueck (Gosselin),
Linda Eroh, Beth Novick, and Ortrud R. Oellermann*

August 11, 2020

Abstract

Let G be a connected graph and u, v and w vertices of G . Then w is said to *strongly resolve* u and v , if there is either a shortest u - w path that contains v or a shortest v - w path that contains u . A set W of vertices of G is a *strong resolving set* if every pair of vertices of G is strongly resolved by some vertex of W . A smallest strong resolving set of a graph is called a *strong basis* and its cardinality, denoted $\beta_s(G)$, the *strong dimension* of G . The *threshold strong dimension* of a graph G , denoted $\tau_s(G)$, is the smallest strong dimension among all graphs having G as spanning subgraph. A graph whose strong dimension equals its threshold strong dimension is called *β_s -irreducible*. In this paper we establish a geometric characterization for the threshold strong dimension of a graph G that is expressed in terms of the smallest number of paths (each of sufficiently large order) whose strong product admits a certain type of embedding of G . We demonstrate that the threshold strong dimension of a graph is not equal to the previously studied threshold dimension of a graph. Graphs with strong dimension 1 and 2 are necessarily β_s -irreducible. It is well-known that the only graphs with strong dimension 1 are the paths. We completely describe graphs with strong dimension 2 in terms of the strong resolving graphs introduced by Oellermann and Peters-Fransen. We obtain sharp upper bounds for the threshold strong dimension of general graphs and determine exact values for this invariant for certain subclasses of trees.

Key words: strong dimension of graphs, threshold strong dimension, embeddings in strong products of graphs, bounds for the threshold strong dimension, graphs with vertex covering number 2 realizable by strong resolving graphs, threshold strong dimension and trees

1 Introduction

Motivated by a problem in network security, Slater [10] initiated the study of the metric dimension of a graph. Let u, v , and w be vertices of a connected graph G . Then w is said to *resolve* u and v , if the distance $d_G(u, w)$ from u to w does not

*Supported by an NSERC Grant CANADA, Grant number RGPIN-2016-05237

equal the distance $d_G(v, w)$ from v to w . If G is clear from context we will write $d(x, y)$ instead of $d_G(x, y)$. A set W of vertices of G resolves G if every pair of vertices in G is *resolved* by some vertex of W . A smallest resolving set of a graph is called a *metric basis* and its cardinality the *metric dimension* of G , denoted by $\beta(G)$. Thus, if W is a resolving set for a graph G , then the location of an intruder in a network can be uniquely determined if distance detecting devices are placed at each of the vertices in W . If w_1, w_2, \dots, w_k is an ordering of the vertices of W , the set of vectors $\{(d(v, w_1), d(v, w_2), \dots, d(v, w_k)) : v \in V(G)\}$ are called the *distance vectors* of G relative to the given ordering of the vertices of W .

Sebö and Tannier [9] observed that there are non-isomorphic graphs G_1 and G_2 on the same vertex set that share a common metric basis, say W , and that have the same distance vectors relative to some ordering of the vertices of W . This motivated the introduction of a stronger version of the metric dimension of a graph for which a corresponding basis uniquely determines all adjacencies of the graph. A vertex w is said to *strongly resolve* two vertices u and v of a graph G if there is either a shortest u - w path that contains v or a shortest v - w path that contains u or, equivalently, either the interval between u and w contains v or the interval between v and w contains u , where the *interval* between two vertices is the collection of all vertices that lie on some shortest path between these vertices. If every pair of vertices of G is strongly resolved by a vertex in some set W of vertices of G , then W is a *strong resolving set* for G . A smallest strong resolving set is called a *strong basis* and its cardinality the *strong dimension* of G , denoted by $\beta_s(G)$. Thus a strong resolving set of a graph is certainly also a resolving set.

It is natural to ask if the number of detecting devices that are required to uniquely determine the location of an intruder in a network could be reduced if additional links between some pairs of nodes are added. Or equivalently one may ask by how much the dimension of a graph can be reduced by adding edges. The question of how the metric dimension of a graph relates to that of its subgraphs had previously been posed, for example, in [1] and [3]. Mol, Murphy and Oellermann in [6] introduced the problem of determining the smallest metric dimension among all graphs having a given graph G as spanning subgraph. This minimum is called the *threshold dimension* of G and is denoted by $\tau(G)$. Let $\mathcal{U}(G)$ denote that family of graphs having G as spanning subgraph. If $H \in \mathcal{U}(G)$ is such that $\beta(H) = \tau(G)$, then H is called a *threshold graph* of G . Graphs whose metric dimension cannot be lowered by adding edges will be referred to as *β -irreducible*. So G is β -irreducible if and only if $\beta(G) = \tau(G)$. Graphs that are not β -irreducible are called *β -reducible*. The seminal work on β -irreducible graphs appears in [7]. In this paper we introduce and study the analogue of the threshold dimension for the strong dimension of a graph.

Definition 1.1. The *threshold strong dimension* of a graph G , denoted by $\tau_s(G)$, is defined as the smallest strong dimension among all graphs having G as spanning subgraph. A graph $H \in \mathcal{U}(G)$ such that $\beta_s(H) = \tau_s(G)$ is called a *strong dimension*

threshold graph. A graph G is β_s -irreducible if $\beta_s(G) = \tau_s(G)$ and is β_s -reducible otherwise.

In Section 2 we introduce some known results and useful tools. In Section 3 we establish a geometric interpretation for the threshold strong dimension of a graph in terms of certain types of embeddings in strong products of graphs and we show that there are graphs G for which $\tau_s(G) \neq \tau(G)$. Graphs with strong dimension 2 are β_s -irreducible. We study their structure in Section 4. Bounds for $\tau_s(G)$ for general graphs are obtained in Section 5. We conclude by finding the threshold strong dimension for some special classes of graphs in Section 6.

2 Preliminaries

2.1 The strong resolving graph: a tool for finding the strong dimension

In [8] it was shown that the problem of finding the strong dimension of a connected graph can be transformed to a vertex covering problem. We begin by describing this transformation. Let u and v be vertices of a connected graph G . The vertex v is said to be *maximally distant* from u , denoted v MD u , if every neighbour of v is no further from u than v , i.e., $d(u, x) \leq d(u, v)$ for all $x \in N(v)$. If u MD v and v MD u , then we say u and v are *mutually maximally distant* and denote this by u MMD v . The *strong resolving graph* G_{SR} of G has as its vertex set $V(G)$ and two vertices u, v of G_{SR} are adjacent if and only if u MMD v . For any graph H , let $\alpha(H)$ denote the vertex covering number of the graph H , i.e., the cardinality of a smallest set S of vertices of H such that every edge is incident with a vertex of S . The following reduction of the strong dimension problem to the vertex covering problem was given in [8].

Theorem 2.1. [8] *If G is a connected graph, then $\beta_s(G) = \alpha(G_{SR})$.*

2.2 The threshold dimension of a graph

For a connected graph G , let $\text{diam}(G)$ denote the *diameter* of G , i.e., the maximum distance between a pair of vertices of G .

If G_1, G_2, \dots, G_k are graphs, then their *strong product* is the graph

$$G_1 \boxtimes G_2 \boxtimes \cdots \boxtimes G_k = \bigboxtimes_{i=1}^k G_i,$$

with vertex set $\{(x_1, x_2, \dots, x_k) : x_i \in V(G_i)\}$, and for which two distinct vertices $x = (x_1, x_2, \dots, x_k)$ and $y = (y_1, y_2, \dots, y_k)$ are adjacent if and only if for every $1 \leq i \leq k$, either $x_i y_i \in E(G_i)$ or $x_i = y_i$. The distance between x and y in

$G_1 \boxtimes G_2 \boxtimes \cdots \boxtimes G_k$ is given by $\max\{d_{G_i}(x_i, y_i) : 1 \leq i \leq k\}$. For a graph G , we let $G^{\boxtimes, k}$ denote the strong product of k copies of G , i.e.,

$$G^{\boxtimes, k} = \boxtimes_{i=1}^k G.$$

Let G and H be graphs. A map $\varphi : V(G) \rightarrow V(H)$ is called an *embedding* of G in H if it is injective and preserves the edge relation (i.e., if $xy \in E(G)$, then $\varphi(x)\varphi(y) \in E(H)$).

If G is a subgraph of H , then we say that G is an *isometric subgraph* of H if $d_G(u, v) = d_H(u, v)$ for all vertices $u, v \in V(G)$.

Recall that $\mathcal{U}(G)$ denotes the set of all graphs that have G as spanning subgraph. For a graph G and a subset $W \subseteq V(G)$, we let $G[W]$ denote the subgraph of G induced by W . For an embedding φ of G in H , we let $\varphi(G) = H[\varphi(V(G))]$, i.e., $\varphi(G)$ is the subgraph of H induced by the range of φ . Thus, the graph $\varphi(G)$ is isomorphic to the graph $G' \in \mathcal{U}(G)$ with vertex set $V(G') = V(G)$ and edge set $E(G') = \{xy : \varphi(x)\varphi(y) \in E(\varphi(G))\}$.

We next describe the geometric interpretation of the threshold dimension of a graph developed in [6]. To do this, we let $V(P_n) = \{0, \dots, n-1\}$. Thus, the vertices of $P_n^{\boxtimes, k}$ are k -tuples over the set $\{0, \dots, n-1\}$. With this choice of notation for the vertex set of P_n , distances in $P_n^{\boxtimes, k}$ can easily be computed.

Fact 2.2. *If $x = (x_1, \dots, x_k)$ and $y = (y_1, \dots, y_k)$ are in $V(P_n^{\boxtimes, k})$, then*

$$d(x, y) = \max\{|x_i - y_i| : 1 \leq i \leq k\}.$$

In particular, if x and y are distinct, then they are adjacent if and only if $|x_i - y_i| \leq 1$ for every $1 \leq i \leq k$.

The choice of the vertex labels in $V(P_n)$ is important since they correspond to distances, and thus the labels of the vertices of $P_n^{\boxtimes, k}$ will correspond to vectors of distances. Let G be a connected graph with resolving set $W = \{w_1, w_2, \dots, w_k\}$. Then every vertex $x \in V(G)$ is uniquely determined by its vector of distances to vertices in W , given by $(d_G(x, w_1), d_G(x, w_2), \dots, d_G(x, w_k))$. It was shown in [6] that the map which takes every vertex x to this vector of distances to W is an embedding of G in $P^{\boxtimes, k}$ for some path P .

It was also shown in [6] that if $W = \{w_1, w_2, \dots, w_k\}$ is a resolving set for some graph in $\mathcal{U}(G)$, then there is an embedding φ of G in $P^{\boxtimes, k}$ for some path P , such that for every vertex $x \in V(G)$, the label of $\varphi(x)$ is exactly the vector of distances in $\varphi(G)$ from $\varphi(x)$ to the vertices of $\varphi(W)$. More formally these embeddings are defined as follows:

Definition 2.3. Let G be a graph, let $W = \{w_1, w_2, \dots, w_k\}$ be a subset of $V(G)$, and let P be a path. A *W -resolved embedding* of G in $P^{\boxtimes, k}$ is an embedding φ of G

in $P^{\boxtimes, k}$ such that for every $x \in V(G)$, we have

$$\varphi(x) = (d_{\varphi(G)}(\varphi(x), \varphi(w_1)), \dots, d_{\varphi(G)}(\varphi(x), \varphi(w_k))),$$

i.e., for every $1 \leq i \leq k$, the i th coordinate of $\varphi(x)$ is exactly the distance between $\varphi(w_i)$ and $\varphi(x)$ in $\varphi(G)$.

The geometric interpretation of the threshold dimension of a graph given in [6] is summarized in the following two results.

Theorem 2.4. [6] *Let G be a connected graph of diameter D , and let $W = \{w_1, w_2, \dots, w_k\} \subseteq V(G)$. Then W is a resolving set for some graph $H \in \mathcal{U}(G)$ if and only if there is a W -resolved embedding of G in $P_{D+1}^{\boxtimes, k}$.*

The following consequence of this theorem gives a geometric interpretation for the threshold dimension.

Corollary 2.5. [6] *Let G be a connected graph of diameter D . Then $\tau(G)$ is the minimum cardinality of a set $W \subseteq V(G)$ such that there is a W -resolved embedding of G in $P_{D+1}^{\boxtimes, |W|}$.*

3 A geometric interpretation for the threshold strong dimension

As described in Section 2, a characterization for the threshold dimension of a graph with a geometric flavour was established in [6]. In this section we establish a characterization for the threshold strong dimension of a graph that has a geometric flavour and builds on the geometric-type characterization of the threshold dimension given in [6]. We also demonstrate that the threshold strong dimension of a graph may not equal the threshold dimension.

3.1 A geometric characterization for the threshold strong dimension

We show next that with one additional condition the W -resolved embeddings described in Section 2, give rise to a geometric interpretation of the threshold strong dimension. We begin with a useful lemma.

Lemma 3.1. *Let G be a connected graph with diameter D and let $W = \{w_1, w_2, \dots, w_k\}$ be a set of vertices of G . If $\varphi(G)$ is a W -resolved embedding of G in $P_{D+1}^{\boxtimes, k}$ and $x \in V(G)$, then*

$$d_{\varphi(G)}(\varphi(x), \varphi(w_i)) = d_{P_{D+1}^{\boxtimes, k}}(\varphi(x), \varphi(w_i)).$$

Proof. Since $\varphi(G)$ is a W -resolved embedding of G , we know, by definition, that

$$\varphi(x) = (d_{\varphi(G)}(\varphi(x), \varphi(w_1)), \dots, d_{\varphi(G)}(\varphi(x), \varphi(w_k)))$$

and, in particular,

$$\varphi(w_j) = (d_{\varphi(G)}(\varphi(w_j), \varphi(w_1)), \dots, d_{\varphi(G)}(\varphi(w_j), \varphi(w_j)), \dots, d_{\varphi(G)}(\varphi(w_j), \varphi(w_k))).$$

By Fact 2.2,

$$\begin{aligned} d_{P_{D+1}^{\boxtimes, k}}(\varphi(w_j), \varphi(x)) &= \max\{|d_{\varphi(G)}(\varphi(w_i), \varphi(x)) - d_{\varphi(G)}(\varphi(w_i), \varphi(w_j))|: 1 \leq i \leq k\} \\ &\geq |d_{\varphi(G)}(\varphi(w_j), \varphi(x)) - d_{\varphi(G)}(\varphi(w_j), \varphi(w_j))| \\ &= d_{\varphi(G)}(\varphi(w_j), \varphi(x)). \end{aligned}$$

Since $\varphi(G)$ is a subgraph of $P_{D+1}^{\boxtimes, k}$,

$$d_{P_{D+1}^{\boxtimes, k}}(\varphi(w_j), \varphi(x)) \leq d_{\varphi(G)}(\varphi(w_j), \varphi(x)).$$

The result now follows. \square

Theorem 3.2. *Let G be a connected graph of diameter D , and let $W = \{w_1, w_2, \dots, w_k\} \subseteq V(G)$. Then W is a strong resolving set for some graph $H \in \mathcal{U}(G)$ if and only if there is a W -resolved embedding $\varphi(G)$ of G in $P_{D+1}^{\boxtimes, k}$ such that $\varphi(G)$ is an isometric subgraph of $P_{D+1}^{\boxtimes, k}$.*

Proof. Suppose W is a strong resolving set for some graph $H \in \mathcal{U}(G)$. Since W is a strong resolving set for H , it is also a resolving set for H . Since $\text{diameter}(H) \leq \text{diameter}(G) = D$, we know from Theorem 2.4 that there is a W -resolved embedding $\varphi(H)$ of H in $P_{D+1}^{\boxtimes, k}$ such that if $v \in V(H)$, then

$$\begin{aligned} \varphi(v) &= (d_{\varphi(H)}(\varphi(v), \varphi(w_1)), d_{\varphi(H)}(\varphi(v), \varphi(w_2)), \dots, d_{\varphi(H)}(\varphi(v), \varphi(w_k))) \\ &= (d_H(v, w_1), d_H(v, w_2), \dots, d_H(v, w_k)). \end{aligned}$$

By Lemma 3.1 the j^{th} coordinate of $\varphi(v)$ is the distance from $\varphi(v)$ to $\varphi(w_j)$ in $P_{D+1}^{\boxtimes, k}$. So H , when viewed as a subgraph of $P_{D+1}^{\boxtimes, k}$, preserves the distances between every vertex v of H and every vertex $w_j \in W$.

Let a, b be two vertices of $V(H) - W$. We now show that the distance between a, b in (the embedding of) H equals the distance between a and b in $P_{D+1}^{\boxtimes, k}$. Since $\varphi(H)$ is an embedding of H in $P_{D+1}^{\boxtimes, k}$,

$$d_H(a, b) \geq d_{\varphi(H)}(\varphi(a), \varphi(b)) \geq d_{P_{D+1}^{\boxtimes, k}}(\varphi(a), \varphi(b)).$$

Since W strongly resolves H , there is some $w_j \in W$ such that either the interval between a and w_j in H contains b or the interval between b and w_j in H contains a . We may assume the former occurs. We have already observed that $d_H(w_j, a) = d_{P_{D+1}^{\boxtimes, k}}(\varphi(w_j), \varphi(a))$ and $d_H(w_j, b) = d_{P_{D+1}^{\boxtimes, k}}(\varphi(w_j), \varphi(b))$. Since

$$\begin{aligned} d_H(a, b) &= d_H(w_j, a) - d_H(w_j, b) \\ &= d_{P_{D+1}^{\boxtimes, k}}(\varphi(w_j), \varphi(a)) - d_{P_{D+1}^{\boxtimes, k}}(\varphi(w_j), \varphi(b)) \\ &\leq d_{P_{D+1}^{\boxtimes, k}}(\varphi(a), \varphi(b)) \end{aligned}$$

we see that H , when viewed as a subgraph of $P_{D+1}^{\boxtimes, k}$, preserves distances between every pair of vertices $a, b \in V(H) - W$. So H is an isometric subgraph of $P_{D+1}^{\boxtimes, k}$.

For the converse suppose that there is a W -resolved embedding $\varphi(G)$ of G in $P_{D+1}^{\boxtimes, k}$ such that $\varphi(G)$ is an isometric subgraph of $P_{D+1}^{\boxtimes, k}$. From Theorem 2.4, W is a resolving set. We show that W is in fact, a strong resolving set for $\varphi(G)$.

Again, let a, b be two vertices of $V(H) - W$.

$$\varphi(a) = (d_{\varphi(G)}(\varphi(a), \varphi(w_1)), \dots, d_{\varphi(G)}(\varphi(a), \varphi(w_k))),$$

and

$$\varphi(b) = (d_{\varphi(G)}(\varphi(b), \varphi(w_1)), \dots, d_{\varphi(G)}(\varphi(b), \varphi(w_k))).$$

Moreover, since $\varphi(G)$ is an isometric subgraph of $P_{D+1}^{\boxtimes, k}$ and by Fact 2.2, we have

$$\begin{aligned} d_{\varphi(G)}(\varphi(a), \varphi(b)) &= d_{P_{D+1}^{\boxtimes, k}}(\varphi(a), \varphi(b)) \\ &= \max\{|d_{P_{D+1}^{\boxtimes, k}}(\varphi(a), \varphi(w_j)) - d_{P_{D+1}^{\boxtimes, k}}(\varphi(b), \varphi(w_j))| : 1 \leq j \leq k\} \\ &= \max\{|d_{\varphi(G)}(\varphi(a), \varphi(w_j)) - d_{\varphi(G)}(\varphi(b), \varphi(w_j))| : 1 \leq j \leq k\}. \end{aligned}$$

Let $i \in \{1, 2, \dots, k\}$ be such that

$$d_{\varphi(G)}(\varphi(a), \varphi(b)) = |d_{\varphi(G)}(\varphi(a), \varphi(w_i)) - d_{\varphi(G)}(\varphi(b), \varphi(w_i))|$$

and assume wlog that

$$d_{\varphi(G)}(\varphi(a), \varphi(w_i)) \geq d_{\varphi(G)}(\varphi(b), \varphi(w_i)).$$

Then

$$d_{\varphi(G)}(\varphi(a), \varphi(w_i)) = d_{\varphi(G)}(\varphi(a), \varphi(b)) + d_{\varphi(G)}(\varphi(b), \varphi(w_i)).$$

Thus by taking in $\varphi(G)$ a shortest path from $\varphi(a)$ to $\varphi(b)$ followed by a shortest path from $\varphi(b)$ to $\varphi(w_i)$ we obtain a shortest $\varphi(a)$ - $\varphi(w_i)$ path in $\varphi(G)$ that contains $\varphi(b)$. Hence $\{\varphi(w_1), \varphi(w_2), \dots, \varphi(w_k)\}$ is a strong resolving set for $\varphi(G)$. Since $H = \varphi(G) \in \mathcal{U}(G)$, this completes the proof of the converse. \square

As a consequence of this theorem we have the following.

Corollary 3.3. *Let G be a connected graph of diameter D . Then $\tau_s(G)$ is the minimum cardinality of a set $W \subseteq V(G)$ for which there is a W -resolved embedding $\varphi(G)$ of G in $P_{D+1}^{\boxtimes, |W|}$ that is an isometric subgraph of $P_{D+1}^{\boxtimes, |W|}$.*

3.2 Comparing the threshold strong dimension with the threshold dimension and the strong isometric dimension

In this section we show that the threshold strong dimension does not equal either the threshold dimension or the strong isometric dimension.

3.2.1 The threshold strong dimension and the threshold dimension are not equal

We show that the threshold strong dimension does not equal the threshold dimension by exhibiting a specific graph whose threshold dimension is 2, but whose threshold strong dimension exceeds 2.

Let G be a graph with metric dimension 2, metric basis $W = \{w_1, w_2\}$ and diameter D . Then G is not a path and hence $\tau(G) = 2$. It follows from Theorem 2.4 and Corollary 2.5 that G has a W -resolved embedding in $P_{D+1}^{\boxtimes, 2}$. By Theorem 3.2 and Corollary 3.3, $W = \{w_1, w_2\}$ is a strong basis of some graph $H \in \mathcal{U}(G)$ if and only if there is a W -resolved isometric embedding of G in $P_{D+1}^{\boxtimes, 2}$.

Example 3.1. Let G be the graph shown in black in Figure 1 as an embedding in $P_{D+1}^{\boxtimes, 2}$. By Theorem 2.4 the set $\{w_1, w_2\}$ is a metric basis, but not a strong basis, since for example, c_5 and f_3 are not strongly resolved by either w_1 or w_2 . \diamond

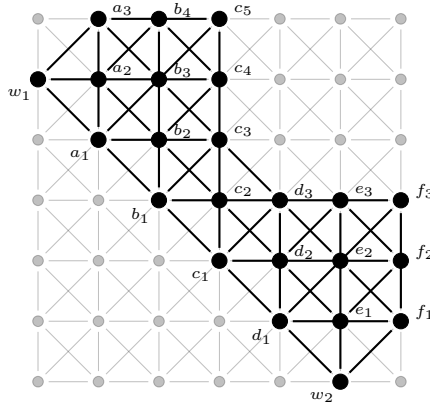


Figure 1: Example 3.1

We now show that there is no $H \in \mathcal{U}(G)$ such that $\beta_s(H) = 2$. We begin by establishing some useful lemmas. For the first of these, we will assume that the vertices of $P_{D+1}^{\boxtimes, 2}$ have been labeled as in Theorem 2.4 and that this graph has been drawn in \mathbb{R}^2 so that its vertices are positioned at the points of \mathbb{R}^2 that correspond to its vertex labels.

Lemma 3.4. *Let G be a connected graph with diameter D , metric dimension 2 and metric basis $W = \{w_1, w_2\}$. Let $a = d_G(w_1, w_2)$ and let φ be the W -resolved embedding described in Theorem 2.4. Then $\varphi(G)$ is contained in the subgraph of $P_{D+1}^{\boxtimes, 2}$ bounded by the paths*

$$\begin{aligned} Q_1 &: (0, a), (1, a+1), \dots, (D-a, D), \\ Q_2 &: (0, a), (1, a-1), \dots, (a, 0), \\ Q_3 &: (a, 0), (a+1, 1), \dots, (D, D-a), \\ Q_4 &: (D-a, D), (D-a+1, D), \dots, (D, D), \text{ and} \\ Q_5 &: (D, D-a), (D, D-a+1), \dots, (D, D) \end{aligned}$$

Proof. First note that if (x, y) is a vertex in $\varphi(G)$, then $x, y \leq D$. To complete the proof of the lemma we will show that $\varphi(G)$ contains no vertices with labels (x, y) where either $x + y < a$, or $y < x - a$, or $x < y - a$. Assume, to the contrary that, $\varphi(v) = (x, y)$ is a vertex of $\varphi(G)$, where either

- $x + y = d_{\varphi(G)}(w_1, v) + d_{\varphi(G)}(v, w_2) < a = d_{\varphi(G)}(w_1, w_2)$, or
- $y = d_{\varphi(G)}(v, w_2) < x - a = d_{\varphi(G)}(v, w_1) - d_{\varphi(G)}(w_1, w_2)$, or
- $x = d_{\varphi(G)}(v, w_1) < y - a = d_{\varphi(G)}(v, w_2) - d_{\varphi(G)}(w_1, w_2)$.

In each case we see that the triangle inequality of the distance metric in graphs is violated, thereby completing the proof. □

The subgraph of $P_{D+1}^{\boxtimes, 2}$ bounded by the paths Q_1, Q_2, \dots, Q_5 of Lemma 3.4 will be referred to as the *feasible region*. For a vertex x of a connected graph G and an integer $i \geq 0$, let $N_i(x, G)$ or $N_i(x)$, if G is clear from context, be the set of all vertices distance i from x in G . Let $e(x)$ denote the *eccentricity* of x , i.e., the distance from x to the furthest vertex from x in G . For vertices x, y in a connected graph a shortest x - y path will be referred to as an x - y *geodesic*. Using Lemma 3.4 we obtain new proofs (with a geometric flavour) for a set of useful properties of graphs with metric dimension 2 that were established in [11].

Lemma 3.5. *Let G be a connected graph of metric dimension 2 and let $W = \{w_1, w_2\}$ be a metric basis for G . Then*

1. *The degree of w_j is at most 3 for $j = 1, 2$.*

2. There is a unique shortest w_1 - w_2 path in G , and every vertex on that path has degree at most 5.
3. The subgraph induced by $N_i(w_j)$ is a union of paths and $|N_i(w_j)| \leq 2i + 1$ for $0 \leq i \leq e(w_j)$.
4. For any $v \in N_i(w_j)$, v is adjacent to at most three vertices in $N_{i+1}(w_j)$, for $0 \leq i \leq e(w_j) - 1$. Similarly, there are at most three vertices in $N_{i-1}(w_j)$ adjacent to v for $1 \leq i \leq e(w_j)$.

Proof. Let G and W be as stated and let φ be a W -resolved embedding of G into $P_{D+1}^{\boxtimes, 2}$, where $D = \text{diam}(G)$. Let φ be the W -resolved embedding of G described in Lemma 3.4. Then the coordinates of $\varphi(w_1)$ and $\varphi(w_2)$ are $(0, a)$ and $(a, 0)$, respectively, where $a = d_{\varphi(G)}(\varphi(w_1), \varphi(w_2)) = d_G(w_1, w_2)$. Property 1 now follows immediately from the fact that in $P_n^{\boxtimes, 2}$, the vertex $\phi(w_1) = (0, a)$ is adjacent to exactly three vertices in the feasible region, namely $(1, a + 1)$, $(1, a)$, and $(1, a - 1)$. A similar analysis holds for $\phi(w_2) = (a, 0)$. To see that there is a unique w_1 - w_2 geodesic in G , we need only note that the path

$$(0, a), (1, a - 1), (2, a - 2), \dots, (a, 0)$$

is the unique $\varphi(w_1)$ - $\varphi(w_2)$ geodesic in $\varphi(G)$: Indeed, because φ is W -resolving, the vertices in this path must be the images of vertices which induce a w_1 - w_2 geodesic in G . Furthermore, for each v on this path, exactly five of its neighbours in $P_{D+1}^{\boxtimes, 2}$ are in the feasible region. This establishes Property 2. Since the vertices of $\varphi(N_k(w_1))$ are distance k from $\varphi(w_1)$ in $P_{D+1}^{\boxtimes, 2}$ they form, by Lemma 3.4 a subset of $\{(k, a - k), (k, a - k + 1), \dots, (k, a + k)\}$. A similar situation holds for w_2 . Since $\{(k, a - k), (k, a - k + 1), \dots, (k, a + k)\}$ induces a path in $P_{D+1}^{\boxtimes, 2}$, Property 3 follows. Lastly, note that a vertex $v = (x, y)$ in $\varphi(N_i(w_j))$ for $j = 1, 2$ has at most three neighbours in $\varphi(N_{i-1}(w_j))$, namely $(x - 1, y + 1)$, $(x - 1, y)$, and $(x - 1, y - 1)$, and at most three neighbours in $\varphi(N_{i+1}(w_j))$, namely $(x + 1, y - 1)$, $(x + 1, y)$, and $(x + 1, y + 1)$, thereby establishing Property 4. □

If G is a graph with metric dimension 2 and basis $W = \{w_1, w_2\}$, then, by Lemma 3.5 there is a unique w_1 - w_2 geodesic in G to which we will refer as the *diagonal*. Every vertex of G on this path is called a *diagonal vertex*, and any other vertex is referred to as a *non-diagonal*. We are now prepared to show that when G is the graph of Example 3.1, $\tau_s(G) > 2$.

Theorem 3.6. *Let G be the graph of Example 3.1. Then $\tau_s(G) > 2$.*

Proof. Assume to the contrary, that there is a $H \in \mathcal{U}(G)$ such that $\beta_s(H) = 2$. Let $W = \{w_1, w_2\}$. We claim that $W = \{w_1, w_2\}$ is the unique basis for H . By Lemma 3.5(1) and (3) we know that if H is a graph with metric dimension 2, then

the vertices in the basis have degree at most 3 and the subgraphs induced by their neighbourhoods are acyclic. Hence the only candidates for basis vertices are w_1 and w_2 . This proves our claim.

Moreover, by definition of a W -resolved embedding, the distance in H from any vertex v to either w_1 or w_2 equals the distance from v to w_1 or w_2 in G , respectively. In particular, $d_H(w_1, w_2) = d_G(w_1, w_2) = 5$. Thus $w_1 a_1 b_1 c_1 d_1 w_2$ is the w_1 - w_2 diagonal, i.e., the unique w_1 - w_2 geodesic in H .

By Lemma 3.5 (2) the degree in H of each interior vertex on this diagonal is at most 5. Hence the neighbourhood of each of the vertices a_1, b_1, c_1, d_1 in H is the same as the respective neighbourhood in G . Thus, in a W -resolved embedding of H in $P_7^{\boxtimes, 2}$ the diagonal vertices of H appear in exactly the positions shown in Figure 1. Moreover, the neighbours of these vertices in H are precisely the same as their neighbours in G , by Lemma 3.5 (1) and (2). Moreover, by Lemma 3.4, we see that in the W -resolved embedding of H in $P_7^{\boxtimes, 2}$ these neighbours of the diagonal vertices necessarily appear in the positions shown in Figure 1. The positions of the remaining vertices of H in the W -resolved embedding of H in $P_7^{\boxtimes, 2}$ are now forced to coincide with their positions shown in Figure 1. Hence H necessarily has the same edges as G . However, then W does not strongly resolve H , a contradiction. \square

Indeed we believe that the difference $\tau_s(G) - \tau(G)$ can be arbitrarily large. To this end let G_1 be the graph shown in Figure 1. Let G_2 be the graph obtained from two copies G_1^1 and G_1^2 of the graph G_1 by identifying the vertices corresponding to w_2 and f_1 in G_1^1 with the vertices w_1 and a_3 , respectively in G_1^2 and adding the edge between the vertex f_2 in G_1^1 and the vertex b_4 from G_1^2 , as well as the edge between the vertex e_1 in G_1^1 and the vertex a_2 in G_1^2 . The graph G_2 is shown in Figure 2. In general for $n \geq 2$, let G_n be the graph obtained from n copies $G_1^1, G_1^2, \dots, G_1^n$ of G_1 by identifying for each $1 \leq i < n$ the vertices labeled w_2 and f_1 in G_1^i with the vertices labeled w_1 and a_3 in G_1^{i+1} and then adding the edge between the vertex f_2 in G_1^i and the vertex b_4 in G_1^{i+1} , as well as adding the edge between the vertex e_1 in G_1^i and the vertex a_2 in G_1^{i+1} . It is readily seen that $\tau(G_n) = 2$. Using an exhaustive computer search it was shown that $\tau_s(G_2) = 4$. We conjecture the following:

Conjecture 3.7. For every positive integer k , there is a positive integers n such that

$$\tau_s(G_n) \geq \tau(G_n) + k.$$

3.2.2 The threshold strong dimension and the strong isometric dimension

We showed in Corollary 3.3 that, for a connected graph G , $\tau_s(G)$ is the smallest cardinality of a set $W \subseteq V(G)$ for which there is a W -resolved embedding $\varphi(G)$ of G in $P^{\boxtimes, |W|}$, for P a path of sufficiently large order, such that $\varphi(G)$ is an isometric

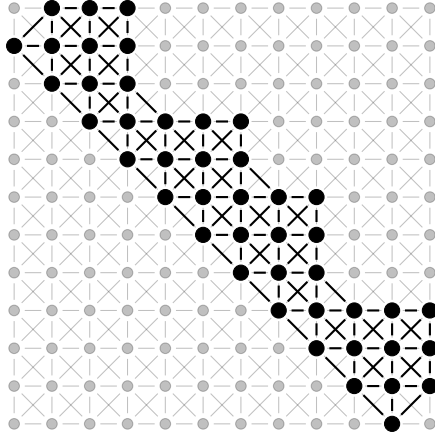


Figure 2: The graph G_2 shown in black with threshold dimension 2 and threshold strong dimension 4.

subgraph of $P^{\boxtimes, |W|}$. It is natural to ask if the threshold strong dimension of a graph G has a relationship with the *strong isometric dimension* of G , denoted by $sdim(G)$, and defined as the smallest integer n such that there is an isometric embedding of G in $P^{\boxtimes, n}$ for some path P . Some results pertaining to the strong isometric dimension have been summarized, for example, in [2]. In particular, Theorem 15.4 in [2], states that $sdim(K_n) = \lceil \log_2(n) \rceil$. However, $\beta_s(K_n) = n - 1 = \tau_s(K_n)$. On the other hand Theorem 15.4 in [2] states that $sdim(C_n) = \lceil n/2 \rceil$ whereas $\tau_s(C_n) = 2$ as illustrated by the $\{w_1, w_2\}$ -resolved embedding of C_n in $P^{\boxtimes, 2}_{\lceil \frac{n+1}{2} \rceil}$ shown in Figure 3. Thus $sdim(G)$ and $\tau_s(G)$ are distinct parameters. In fact, there is no general order relationship between $sdim(G)$ and $\tau_s(G)$.

4 Graphs with vertex covering number 2 that are realizable as strong resolving graphs

It is well-known that a graph has strong dimension 1 if and only if it is a path. Thus paths are β_s -irreducible graphs of strong dimension 1 and these are the only such graphs. Thus all graphs with strong dimension 2 are also β_s -irreducible. In this section we completely describe the strong resolving graphs for graphs of strong dimension 2. In [4] the authors posed the problem of determining which graphs can be realized as strong resolving graphs of some graph. They conjectured that the complete bipartite graphs $K_{s,r}$ where $s, r \geq 2$ are not realizable as strong resolving graphs. Their conjecture was settled in [5]. We show next that if a graph has strong dimension 2, then its strong resolving graph does not contain $K_{2,2}$ as subgraph.

Lemma 4.1. *Let G be a graph such that $\alpha(G_{SR}) = 2$ and let w_1 and w_2 be a vertex cover of G_{SR} . Then w_1 and w_2 have at most one common neighbour in G_{SR} .*

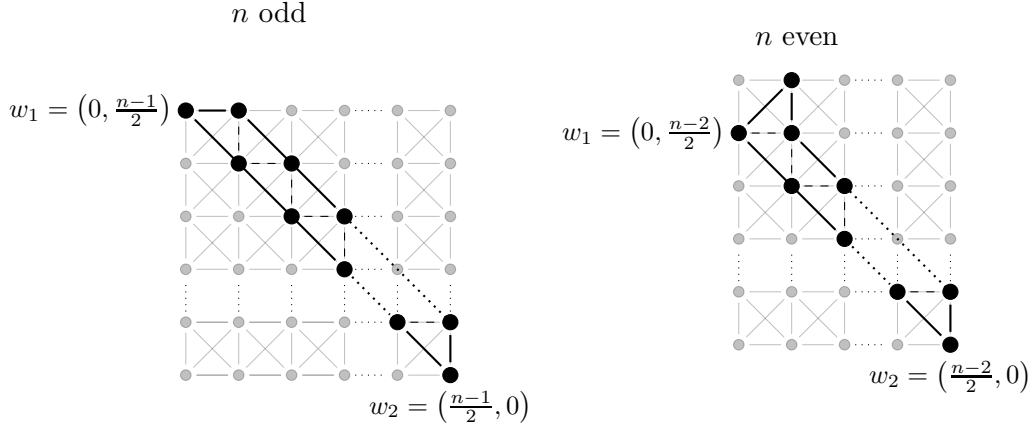


Figure 3: A $\{w_1, w_2\}$ -resolved embedding $\varphi(C_n)$ in $P_{\lfloor \frac{n+1}{2} \rfloor}^{\boxtimes, 2}$ that is an isometric subgraph of $P_{\lfloor \frac{n+1}{2} \rfloor}^{\boxtimes, 2}$, where the dashed edges represent the edges we add to C_n to obtain the embedding $\varphi(C_n)$.

Proof. Suppose w_1 and w_2 have two common neighbours in G_{SR} , say vertices u and v . Since $\{w_1, w_2\}$ is a strong resolving set for G , one of w_1 and w_2 strongly resolves u and v , say w_1 . So, either u lies on a shortest $w_1 - v$ path or v lies on a shortest $w_1 - u$ path. We may assume the former. Then u has a neighbour on a shortest $w_1 - v$ path that contains u , that is further from w_1 than u . This implies that u is not maximally distant from w_1 and hence u and w_1 are not MMD in G_{SR} . This is contrary to the assumption that $w_1 u \in E(G_{SR})$. \square

Remark 4.2. We note that Lemma 4.1 establishes that if a graph G has strong dimension 2, then its strong resolving graph does not contain $K_{2,2}$ as a subgraph.

Let $\{w_1, w_2\}$ be a vertex cover of the strong resolving graph of a graph with strong dimension 2. From the above lemma, we see that the only possible candidates for graphs with vertex covering number 2 that can be realized by the strong resolving graph of some graphs G fall into one of four categories. We describe these below and in each case construct a graph that has the given graph as its strong resolving graph. In order to describe these constructions, we will use subgraphs of strong products of paths. To this end we assume that the vertices of a path P_k of order k have been labeled $0, 1, \dots, k-1$ and whenever considering the strong product $P_k \boxtimes P_l$ we will assume that it has been indrawn in the plane so that a vertex (x, y) of this strong product is positioned at the point (x, y) in the plane.

Type 1: G_{SR} is the disjoint union of two stars, $K_{1,m} \cup K_{1,n}$, where $1 \leq m \leq n$. See Figure 4.

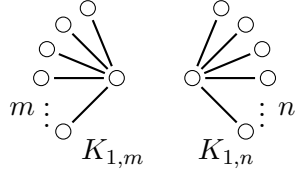


Figure 4: Type 1 resolving graph

- Case 1: m and n have the same parity. In this case let $H = P_{n+2+\frac{n-m}{2}} \boxtimes P_{n+2}$. Let G be the subgraph of H induced by the vertices on the boundary and in the interior of the region bounded by the following paths:

$$Q_1 : (0, n), (1, n-1), \dots, (n, 0)$$

$$Q_2 : (0, n), (1, n+1), \dots, \left(\frac{n-m}{2} + 1, n + \frac{n-m}{2} + 1\right)$$

$$Q_3 : \left(\frac{n-m}{2} + 1, n + \frac{n-m}{2} + 1\right), \left(\frac{n-m}{2} + 2, n + \frac{n-m}{2} + 1\right), \dots, \left(\frac{n+m}{2}, n + \frac{n-m}{2} + 1\right)$$

$$Q_4 : \left(\frac{n+m}{2}, n + \frac{n-m}{2} + 1\right), \left(\frac{n+m}{2} + 1, n + \frac{n-m}{2}\right), \dots, (n+1, n)$$

$$Q_5 : (n+1, n), (n+1, n-1), \dots, (n+1, 1)$$

$$Q_6 : (n+1, 1), (n, 0)$$

Then the graph G has the property that $G_{SR} \cong K_{1,m} \cup K_{1,n}$. Figure 5 illustrates the construction with $m = n = 6$.

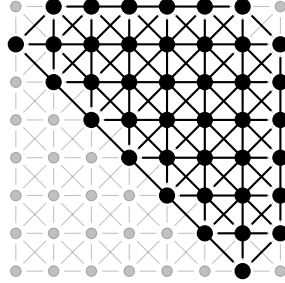


Figure 5: A graph with strong resolving graph $K_{1,6} \cup K_{1,6}$

- Case 2: m and n have opposite parity and $1 \leq m < n$. Let $H = P_{n+2+\frac{n-m-1}{2}} \boxtimes P_{n+1}$. We now describe a graph G as an induced subgraph of H using the following paths.

$$\begin{aligned}
Q_1 &:(0, n), (1, n - 1), \dots, (n, 0) \\
Q_2 &:(0, n), (1, n + 1), \dots, \left(\frac{n - m + 1}{2}, \frac{3n - m + 1}{2}\right) \\
Q_3 &:\left(\frac{n - m + 1}{2}, \frac{3n - m + 1}{2}\right), \left(\frac{n - m + 3}{2}, \frac{3n - m + 1}{2}\right), \dots, \left(\frac{n + m - 1}{2}, \frac{3n - m + 1}{2}\right) \\
Q_4 &:\left(\frac{n + m - 1}{2}, \frac{3n - m + 1}{2}\right), \left(\frac{n + m - 1}{2} + 1, \frac{3n - m - 1}{2}\right), \dots, (n, n) \\
Q_5 &:(n, n), (n, n - 1), \dots, (n, 0)
\end{aligned}$$

Let G be the subgraph of H induced by the vertices on the boundary and in the interior of the region bounded by these paths Q_1, \dots, Q_5 . Then $G_{SR} \cong K_{1,m} \cup K_{1,n}$. Figure 6 illustrates the construction for $m = 5$ and $n = 6$.

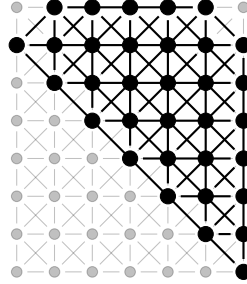


Figure 6: A graph with strong resolving graph $K_{1,5} \cup K_{1,6}$

Type 2: G_{SR} is $K_{1,m} \cup K_{1,n} + w_1 w_2$ for $(1 \leq m \leq n)$, where w_1 and w_2 are the centers of the stars $K_{1,m}$ and $K_{1,n}$. See Figure 7.

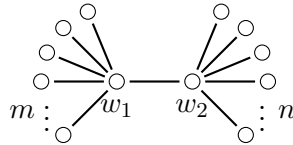


Figure 7: Type 2 strong resolving graph

If m and n have the same parity, then let G be obtained from the graph described in Case 1 of Type 1 by adding a leaf adjacent to each of the vertices $(0, n)$ and $(n, 0)$. These two new leaves then become w_1 and w_2 . If m and n have opposite parity, then let G be obtained from the graph described in Case 2 of Type 1 by adding a leaf adjacent to $(0, n)$. Then $G_{SR} \cong (K_{1,m} \cup K_{1,n} + w_1 w_2)$ where w_1 and w_2 are the centers of the two stars in the union.

Type 3: G_{SR} is $K_{1,m} \cup K_{1,n} + \{vw_1, vw_2\}$ for $(1 \leq m \leq n)$, where w_1 and w_2 are the centers of the two stars and v is a new vertex. See Figure 8.

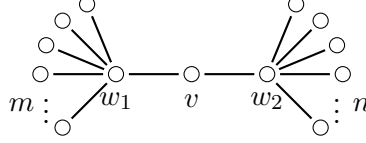


Figure 8: Type 3 strong resolving graph

If m and n have the same parity we take the graph described in Case 1 for Type 1 and add the vertex $(\frac{n+m+2}{2}, \frac{3n-m+2}{2})$ and join it to each of $(\frac{n+m}{2}, \frac{3n-m+2}{2})$, $(\frac{n+m+2}{2}, \frac{3n-m}{2})$ and $(\frac{n+m}{2}, \frac{3n-m}{2})$. If m and n have opposite parity, then we take the graph constructed in Case 2 for Type 1 and add the vertex $(\frac{n+m+1}{2}, \frac{3n-m+1}{2})$ and join it to $(\frac{n+m-1}{2}, \frac{3n-m+1}{2})$, $(\frac{n+m+1}{2}, \frac{3n-m-1}{2})$ and $(\frac{n+m-1}{2}, \frac{3n-m-1}{2})$. In either case let G be the resulting graph. Then $G_{SR} \cong (K_{1,m} \cup K_{1,n} + vw_1, vw_2)$ for $(1 \leq m \leq n)$, where w_1 and w_2 are the centers of the two stars $K_{1,m}$ and $K_{1,n}$ and v is a new vertex.

Type 4: G_{SR} is $K_{1,m} \cup K_{1,n} + \{vw_1, vw_2, w_1w_2\}$ for $(1 \leq m \leq n)$, where w_1 and w_2 are the centers of the two stars and v is a new vertex. See Figure 9.

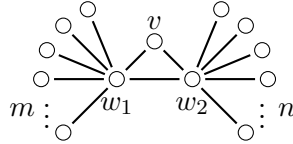


Figure 9: Type 4 strong resolving graph

In this case we take the graph described in Case 1 or Case 2 of Type 3 above and add a leaf to the vertices $(0, n)$ and $(n, 0)$. In either case let G be the resulting graph. Then $G_{SR} \cong (K_{1,m} \cup K_{1,n} + vw_1, vw_2, w_1w_2)$ for $(1 \leq m \leq n)$, where w_1 and w_2 are the centers of the two stars and v is a new vertex.

5 Bounds

It appears to be a difficult problem to determine the threshold strong dimension of a graph. In this section we establish bounds for this invariant for graphs in general and for trees. Let $\mathcal{P}(S)$ denote the power set of a set S . The complete graph with vertex set V is denoted by K_V . If $|V| = n$ then K_V is isomorphic to the complete graph on n vertices, which is denoted by K_n . The complete ℓ -partite graph with partite sets V_1, V_2, \dots, V_ℓ is denoted by $K_{V_1, V_2, \dots, V_\ell}$. If G is a complete graph of order

n , then $\tau_s(G) = \beta_s(G) = n - 1$. The next result gives an upper bound for $\tau_s(G)$ when G is not complete.

Theorem 5.1. *Let G be a non-complete graph with $\chi(G) = k$ and let V_1, V_2, \dots, V_k be the color classes in a proper k -coloring of G , where $|V_1| \leq |V_2| \leq \dots \leq |V_k|$.*

1. *If there is an $\ell \geq 1$ such that $|V_i| = 1$ for $1 \leq i \leq \ell$ and $|V_i| > 1$ for $\ell < i \leq k$, then $\tau_s(G) \leq \ell - 1 + \sum_{i=\ell+1}^k \lceil \log_2 |V_i| \rceil$.*
2. *If $|V_1| \geq 2$, then $\tau_s(G) \leq \sum_{i=1}^k \lceil \log_2 |V_i| \rceil$.*

Proof. 1. We add edges to G to form a supergraph H for which $\beta_s(H) \leq \ell - 1 + \sum_{i=\ell+1}^k \lceil \log_2 |V_i| \rceil$. We start by adding all additional edges between the distinct pairs of color classes necessary to form the complete k -partite supergraph K_{V_1, V_2, \dots, V_k} of G . This graph has diameter 2, so for vertices u and v , u MMD v if and only if u and v are universal vertices or u and v are nonadjacent. Each color class V_i is an independent set. For each $i \in \{\ell + 1, \ell + 2, \dots, k\}$ choose a subset $W_i \subseteq V_i$ such that $|W_i| = \lceil \log_2 |V_i| \rceil$. Then $|\mathcal{P}(W_i)| \geq |V_i|$. For each $i \in \{\ell + 1, \dots, k\}$, assign to each $v \in V_i - W_i$ a member of $\mathcal{P}(W_i) - \{W_i\}$ such that every two vertices in $V_i - W_i$ are assigned distinct subsets of W_i . This is possible since $|\mathcal{P}(W_i) - \{W_i\}| \geq |V_i| - 1 \geq |V_i - W_i|$. Add edges to K_{V_1, V_2, \dots, V_k} so that the set assigned to each vertex v of $V_i - W_i$ is the W_i -neighbourhood of v in the resulting graph. So every pair of vertices in $V_i - W_i$ have distinct W_i -neighbourhoods. Finally, H is obtained by adding edges between vertices of $V_i - W_i$ so that they form a clique in H .

Now we construct the strong resolving graph H_{SR} of H . The ℓ vertices of $V_1 \cup V_2 \cup \dots \cup V_\ell$ are all universal vertices and hence are pairwise MMD. Also, for each $i \in \{\ell + 1, \dots, k\}$, the vertices of W_i are pairwise MMD, and each vertex $v \in V_i - W_i$ is MMD with any vertex in $W_i - N_{W_i}(v)$. There are no other MMD pairs of vertices in H . Hence, the strong resolving graph H_{SR} of H contains the clique $K_{V_1 \cup V_2 \cup \dots \cup V_\ell}$ ($\cong K_\ell$) and the clique K_{W_i} for each i where $\ell + 1 \leq i \leq k$. Apart from the edges in these cliques, H_{SR} may contain some edges joining vertices in W_i with vertices in $V_i - W_i$, for $\ell + 1 \leq i \leq k$. Let $W = (V_1 \cup V_2 \cup \dots \cup V_{\ell-1}) \cup (W_{\ell+1} \cup W_{\ell+2} \cup \dots \cup W_k)$. Then W is a minimum vertex covering of H_{SR} , and so $\beta_s(H) = |W| = \ell - 1 + \sum_{i=\ell+1}^k \lceil \log_2 |V_i| \rceil$. Since G is a spanning subgraph of H , it follows that $\tau_s(G) \leq \ell - 1 + \sum_{i=\ell+1}^k \lceil \log_2 |V_i| \rceil$.

2. The proof of this case is similar to the proof of part 1. We construct a supergraph H of G using the same process as in the proof of case 1, assigning a unique W_i -neighbourhood to each vertex of $V_i - W_i$, where $W_i \subseteq V_i$ with $|W_i| = \lceil \log_2 |V_i| \rceil$. Then W_i induces a clique in the strong resolving graph H_{SR} , for $1 \leq i \leq k$. In addition, H_{SR} may contain edges joining vertices of W_i with vertices in $V_i - W_i$. Hence $W = W_1 \cup W_2 \cup \dots \cup W_k$ is a minimum vertex covering of H_{SR} , and so $\beta_s(H) = |W| = \sum_{i=1}^k \lceil \log_2 |V_i| \rceil$. Since G is a spanning subgraph of H , it follows that $\tau_s(G) \leq \sum_{i=1}^k \lceil \log_2 |V_i| \rceil$. \square

We now present an improved bound for trees.

Theorem 5.2. *If T is a tree with $n \geq 2$ vertices, then $\tau_s(T) \leq \lceil \log_2 n \rceil$.*

Proof. Suppose a tree $T = (V, E)$ has n vertices and ℓ leaves. If $\ell < \lceil \log_2 n \rceil$, then $T_{SR} \cong K_\ell$ which has vertex covering number $\ell - 1$. In this case $\beta_s(T) = \ell - 1 < \lceil \log_2 n \rceil$. It follows that $\tau_s(T) \leq \lceil \log_2 n \rceil$, as claimed. Suppose that T has at least $\lceil \log_2 n \rceil$ leaves. We add edges to T to construct a supergraph H for which $\beta_s(H) = \lceil \log_2 n \rceil$. Let W be a set of $\lceil \log_2 n \rceil$ leaves of T . Then $|\mathcal{P}(W)| \geq n$. Now assign to each vertex $v \in V - W$ a subset of vertices from W that will be its W -neighbourhood in H . We do this in such a way that every two vertices of $V - W$ are assigned distinct W -neighbourhoods in H . Let V' denote the set of vertices in $V - W$ whose W -neighbourhoods in T are nonempty. If the W -neighbourhood of v in T is nonempty, then v is adjacent to a set of leaves of T that belong to W and no other vertex of $V - W$ has the same leaf neighbours in T . In this case the assigned W -neighbourhood of v in H remains same as its W -neighbourhood in T . We now remove these assigned neighbourhoods from $\mathcal{P}(W)$. Let \mathcal{P}' be the subset of $\mathcal{P}(W)$ that remains. To each of the remaining vertices in $(V - W) - V'$ we assign a unique member of \mathcal{P}' in such a way that no two vertices of $(V - W) - V'$ are assigned the same element of \mathcal{P}' . For each $v \in V - W$, the vertices of the assigned member of $\mathcal{P}(W)$ becomes its W -neighbourhood in H . We ensure that exactly one vertex of $V - W$, say u , is assigned the whole set W as its W -neighbourhood. Observe that this is possible since $|\mathcal{P}(W)| \geq n > |V - W|$. Finally, we obtain H by adding edges between the vertices of $V - W$ so that they form a clique. Since the resulting graph H has the universal vertex $u \in V - W$, H has diameter 2, and so the MMD pairs of vertices of H are the nonadjacent pairs of vertices. Since W is an independent set, the vertices of W are pairwise MMD, and each vertex $v \in V - W$ is MMD with each vertex in $V - N_W(v)$. There are no other pairs of MMD vertices in H . The vertices of W form a clique in the strong resolving graph H_{SR} of H . All other edges of H_{SR} join vertices of W with vertices in $V - W$. Thus W is a minimum vertex covering of H_{SR} , and so $\beta_s(H) = |W| = \lceil \log_2 n \rceil$. Since T is a spanning subgraph of H , it follows that $\tau_s(T) \leq \lceil \log_2 n \rceil$. \square

6 The threshold strong dimension of trees

In this section we show that for trees with strong dimension 3 or 4, the threshold strong dimension is 2. To see that this does not extend to trees of higher strong dimension, we note that it was observed in [6] that $K_{1,6}$ does not have threshold dimension 2. Since $\beta_s(K_{1,6}) = 5$ and $\tau(K_{1,6}) \leq \tau_s(K_{1,6})$, we see that the threshold strong dimension of trees with strong dimension 5 need not be 2. We also observe that there are trees of arbitrarily large dimension that have threshold strong dimension 2. We use the following known results from [9].

Theorem 6.1. [9] *Let T be a tree. Then $\beta_s(T) = \ell - 1$ if and only if T has ℓ leaves.*

To prove that the threshold strong dimension, for a tree T with strong dimension 3 or 4, is 2, we describe a W -resolved embedding of T in $P_{D+1}^{\boxtimes,2}$ where W is a set of two vertices of T and D is the diameter of T . By observing that these embeddings are isometric subgraphs of $P_{D+1}^{\boxtimes,2}$ the result follows from Theorem 3.2. In order to describe these embeddings, we define two useful notions. We assume, as before that the vertices of the path P_{D+1} have been labeled $0, 1, \dots, D$ such that i and $i+1$ are adjacent for $0 \leq i < D$.

Definition 6.2.

1. • A *northwest-southeast* (abbreviated NW-SE) *diagonal* of $P_{D+1}^{\boxtimes,2}$ is the subpath induced by $\{(x, y) : x + y = k\}$ for some integer $0 < k \leq D$, i.e., it is the unique $(0, k)$ – $(k, 0)$ geodesic for some integer $0 < k \leq D$, and
 - a *southwest-northeast* (abbreviated SW-NE) *diagonal* of $P_{D+1}^{\boxtimes,2}$ is the subpath induced by $\{(x, y) : x - y = k\}$ or $\{(x, y) : x - y = -k\}$ for some integer $0 \leq k < D$, i.e., it is the unique geodesic passing either through $(k, 0)$ and $(D, D - k)$ or through $(0, k)$ and $(D - k, D)$, respectively for some integer $0 \leq k < D$.
2. • If (x, y) is a vertex on a NW-SE diagonal Q , then the vertices (a, b) of Q satisfying $a < x$ will be referred to as the vertices of Q that lie NW of (x, y) while those vertices (a, b) on Q satisfying $a > x$ will be referred to as the vertices of Q that lie SE of (x, y) .
 - If (x, y) is a vertex on a SW-NE diagonal Q , then the vertices (a, b) of Q satisfying $b < y$ will be referred to as the vertices of Q that lie SW of (x, y) while those vertices (a, b) of Q satisfying $b > y$ will be referred to as the vertices of Q that lie NE of (x, y) .

Note that for every vertex in $P_{D+1}^{\boxtimes,2}$, there is a unique NW-SE diagonal and a unique SW-NE diagonal that passes through it. In the sequel, when illustrating an embedding $\varphi(T)$ of a given tree T in $P_{D+1}^{\boxtimes,2}$, the solid black edges correspond to the edges of T while the dashed black edges are the edges that are added to T to obtain the embedding. When illustrating an embedding of a tree T of diameter D , as described in the proofs of our theorems, we may occasionally embed T in $P_m^{\boxtimes,2}$ where $m < D + 1$ provided $P_m^{\boxtimes,2}$ admits the described embedding.

Theorem 6.3. *If T is a tree with $\beta_s(T) = 3$, then $\tau_s(T) = 2$.*

Proof. Let T be a tree with strong dimension 3. Then, by Theorem 6.1, T has exactly four leaves as shown in Figure 10 where possibly $k_1 = 1$. Let $V(T) = \{v_1, v_2, \dots, v_{k_1}, u_1, u_2, \dots, u_{k_2}, x_1, x_2, \dots, x_{k_3}, y_1, y_2, \dots, y_{k_4}, z_1, z_2, \dots, z_{k_5}\}$ where $k_i \geq 1$ for $i = 1, 2, 3, 4, 5$, and let $E(T) = \{v_i v_{i+1} : 1 \leq i \leq k_1 - 1\} \cup \{u_i u_{i+1} : 1 \leq i \leq k_2 - 1\} \cup \{x_i x_{i+1} : 1 \leq i \leq k_3 - 1\} \cup \{y_i y_{i+1} : 1 \leq i \leq k_4 - 1\} \cup \{z_i z_{i+1} : 1 \leq i \leq k_5 - 1\} \cup \{v_1 y_1, v_1 z_1, v_{k_1} u_1, v_{k_1} x_1\}$, see Figure 10.

We may assume without loss of generality that $k_2 \geq k_3$ and $k_4 \geq k_5$. Let $k = \lceil \frac{k_1+1}{2} \rceil + k_2 + k_4 - 1$. Let D be the diameter of T . To describe an embedding of T in $P_{D+1}^{\boxtimes, 2}$ assume the vertices of P_{D+1} have been labeled $0, 1, \dots, D$. We consider two cases based on the parity of k_1 .

Case 1: k_1 is odd. In this case we place the vertices $y_{k_4}, y_{k_4-1}, \dots, y_1, v_1, v_3, \dots, v_{k_1-2}, v_{k_1}, u_1, u_2, \dots, u_{k_2}$ (or $y_{k_4}, y_{k_4-1}, \dots, y_1, v_1, u_1, u_2, \dots, u_{k_2}$ if $k_1 = 1$) in this order along the NW-SE diagonal through $(0, k)$ and $(k, 0)$ starting at $(0, k)$. The remaining vertices are placed along the NW-SE diagonal through $(0, k+1)$ and $(k+1, 0)$ by placing z_{k_5} in position $(k_4 - k_5 + 1, k - (k_4 - k_5))$ followed by the remaining vertices $z_{k_5-1}, \dots, z_1, v_2, v_4, \dots, v_{k_1-1}, x_1, x_2, \dots, x_{k_3}$ in that order along this diagonal SE of z_{k_5} (ending with x_{k_3} in position $(k_4 + k_3 + \frac{k_1-1}{2}, k + 1 - (k_4 + k_3 + \frac{k_1-1}{2}))$). This embedding is illustrated in Figure 11.

Case 2: k_1 is even. In this case we place $y_{k_4}, y_{k_4-1}, \dots, y_1, v_1, v_3, \dots, v_{k_1-1}, v_{k_1}, u_1, u_2, \dots, u_{k_2}$ if $k_1 \geq 4$ (or $y_{k_4}, y_{k_4-1}, \dots, y_1, v_1, v_2, u_1, u_2, \dots, u_{k_2}$ if $k_1 = 2$) in this order along the NW-SE diagonal through $(0, k)$ and $(k, 0)$ starting at $(0, k)$. The remaining vertices are again placed along the NW-SE diagonal through $(0, k+1)$ and $(k+1, 0)$ by first placing z_{k_5} in position $(k_4 - k_5 + 1, k - (k_4 - k_5))$ followed by the remaining vertices $z_{k_5-1}, \dots, z_1, v_2, v_4, \dots, v_{k_1-2}, x_1, x_2, \dots, x_{k_3}$ if $k_1 \geq 4$ (or $z_{k_5-1}, \dots, z_1, x_1, x_2, \dots, x_{k_3}$ if $k_1 = 2$), in that order along this diagonal SE of z_{k_5} (ending with x_{k_3} in position $(k_4 + k_3 + \frac{k_1-2}{2}, k + 1 - (k_4 + k_3 + \frac{k_1-2}{2}))$). This embedding is illustrated in Figure 12.

In either case the subgraph of $P_{D+1}^{\boxtimes, 2}$ induced by the vertices of this embedding is a $\{y_{k_4}, u_{k_2}\}$ -resolved embedding of T in $P_{D+1}^{\boxtimes, 2}$ that is also an isometric subgraph of $P_{D+1}^{\boxtimes, 2}$. Thus $\tau_s(T) = 2$. \square

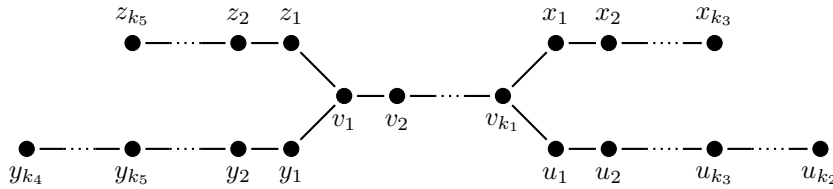


Figure 10: A tree with strong dimension 3

Theorem 6.4. *If T is a tree with $\beta_s(T) = 4$, then $\tau_s(T) = 2$.*

Proof. Let T be a tree with strong dimension 4. Then T has exactly five end-vertices, see Figure 13. Without loss of generality, we may assume $V(T) = \{t_1, t_2, \dots, t_{k_6}, v_1, v_2, \dots, v_{k_7}, \dots, v_{k_1}, u_1, u_2, \dots, u_{k_2}, x_1, x_2, \dots, x_{k_3}, y_1, y_2, \dots, y_{k_4}, z_1, z_2, \dots, z_{k_5}\}$ where $k_i \geq 1$ for $i = 1, 2, 3, 4, 5, 6, 7$ and $k_7 \leq k_1$, and $E(T) = \{t_i t_{i+1} : 1 \leq i \leq$

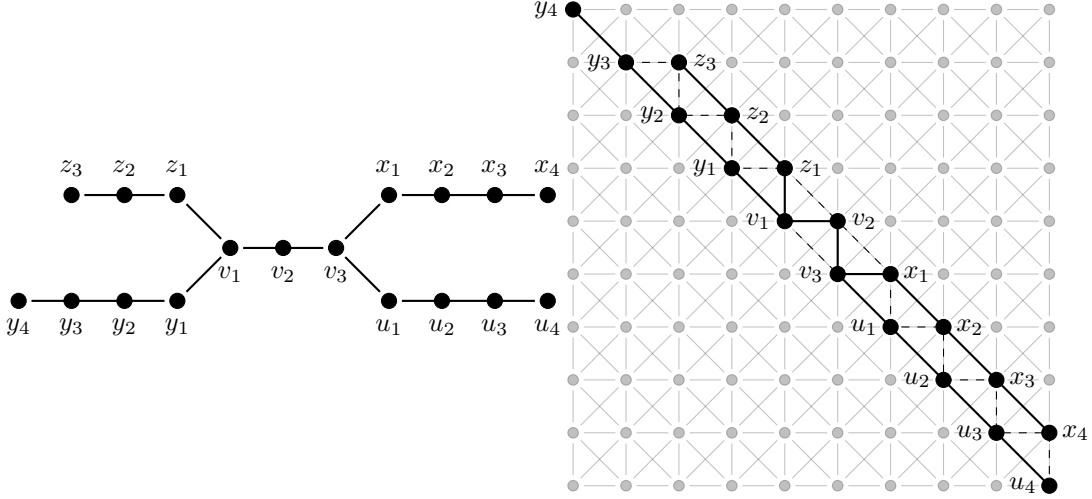


Figure 11: Illustrating the embedding of a tree in $P_{10}^{\boxtimes, 2}$ as described in Case 1 of Theorem 6.3

$k_6 - 1\} \cup \{v_i v_{i+1} : 1 \leq i \leq k_1 - 1\} \cup \{u_i u_{i+1} : 1 \leq i \leq k_2 - 1\} \cup \{x_i x_{i+1} : 1 \leq i \leq k_3 - 1\} \cup \{y_i y_{i+1} : 1 \leq i \leq k_4 - 1\} \cup \{z_i z_{i+1} : 1 \leq i \leq k_5 - 1\} \cup \{v_1 y_1, v_1 z_1, v_{k_1} u_1, v_{k_1} x_1, v_{k_7} t_1\}$. Thus by deleting the path t_1, t_2, \dots, t_{k_6} from T we obtain a tree, call it T' , with four leaves that appears like the tree shown in Figure 10.

Depending on whether k_1 is odd or even, we now embed T' in $P_{D+1}^{\boxtimes, 2}$ (where D is the diameter of T) as described in Case 1 or 2, respectively, of Theorem 6.3. To complete the embedding of T , we now embed the path t_1, t_2, \dots, t_{k_6} in the SW-NE diagonal that passes through v_{k_7} along the portion NE of v_{k_7} . Figures 14 and 15 illustrate these embeddings for specific trees falling into each of these two cases. The subgraph of $P_{D+1}^{\boxtimes, 2}$ induced by this embedding is a $\{y_{k_4}, u_{k_2}\}$ -resolved embedding of T that is also an isometric subgraph of $P_{D+1}^{\boxtimes, 2}$. Thus $\tau_s(T) = 2$. \square

It was shown in [6] that there are trees of arbitrarily large metric dimension that have threshold dimension 2. In particular it was shown that if L_{3n} , for $n \geq 2$, is the tree obtained from a path $P : v_1 v_2 \dots v_n$ by attaching, for each $1 \leq i \leq n$, two leaves u_i and w_i to v_i , then the threshold dimension of L_{3n} is 2 while the metric dimension is n . This was shown by describing a $\{u_1, w_1\}$ -resolved embedding in $P_{n+1}^{\boxtimes, 2}$. The same embedding also shows that $\tau_s(L_{3n}) = 2$. We briefly describe this embedding here. We again assume that the vertices of P_{n+1} have been labeled $0, 1, \dots, n$ so that, for $0 \leq i < n$, the vertex i is adjacent with $i + 1$. Embed the path $v_1 v_2 \dots v_n$ along the SW-NE diagonal passing through $(0, 0)$ and (n, n) by placing v_1 in position $(1, 1)$ and the remaining vertices of P in order along the diagonal NE of $(1, 1)$. Next the vertices u_1, \dots, u_n are placed in order along the SW-NE diagonal through $(0, 1)$

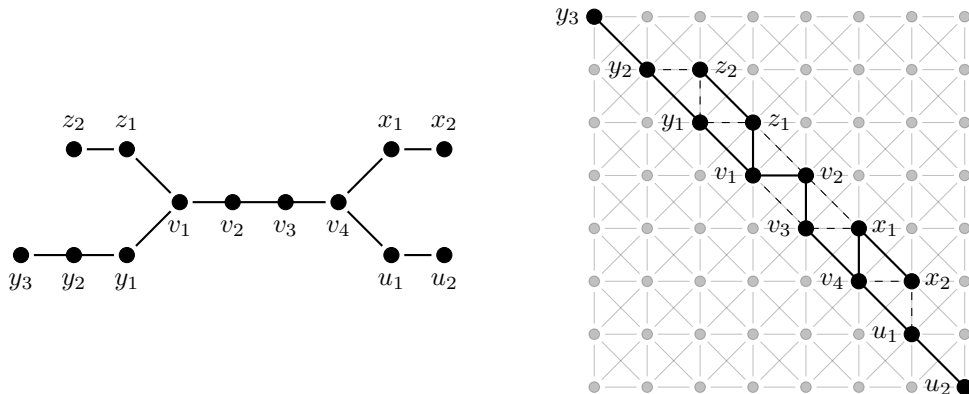


Figure 12: Illustrating the embedding of a tree in $P_8^{\boxtimes,2}$ as described in Case 2 of Theorem 6.3

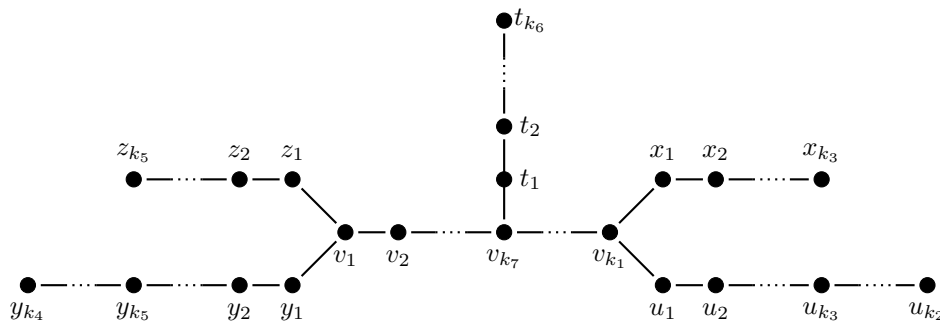


Figure 13: A tree with strong dimension 4

and $(n-1, n)$ starting with u_1 in position $(0, 1)$. Finally the vertices w_1, w_2, \dots, w_n are placed in order along the SW-NE diagonal through $(1, 0)$ and $(n, n-1)$ starting with w_1 in position $(1, 0)$. The subgraph induced by this embedding is a $\{u_1, w_1\}$ -resolved embedding of L_{3n} in $P_{n+1}^{\boxtimes,2}$ that is an induced subgraph of $P_{n+1}^{\boxtimes,2}$. Figure 16 shows such an embedding for L_{12} .

7 Concluding Remarks

In this paper we introduced the threshold strong dimension of a graph. We established an expression for the threshold strong dimension of a graph in terms of a minimum number of paths, each of sufficiently large order, whose strong product admits a certain type of embedding of the graph. We used this embedding result to show that there are graphs whose threshold dimension does not equal the threshold strong dimension. This embedding result also led to the main idea for determining

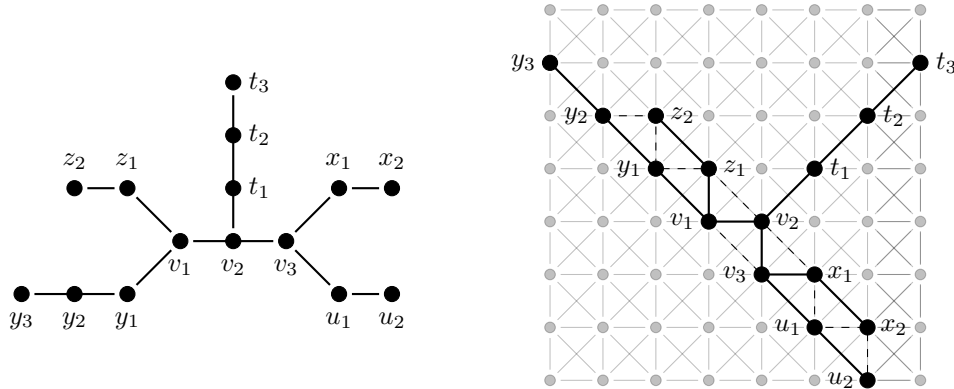


Figure 14: Illustrating an embedding of a tree in $P_8^{\boxtimes,2}$ as described in Theorem 6.4 if k_1 is odd

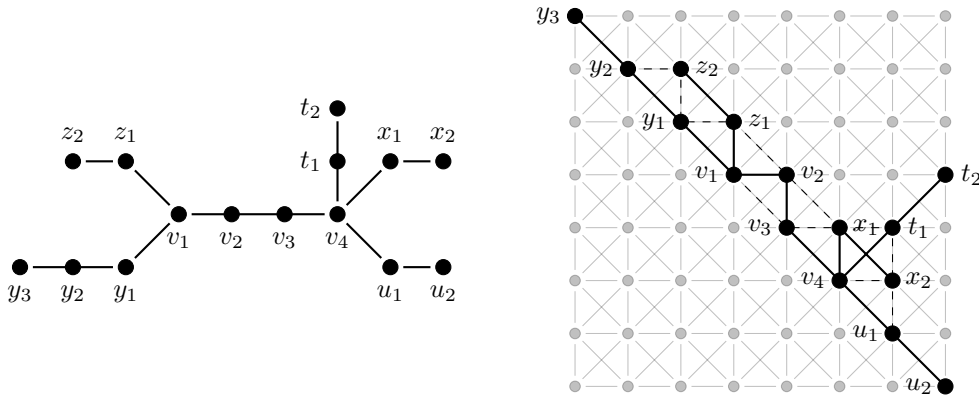


Figure 15: Illustrating an embedding of a tree in $P_8^{\boxtimes,2}$ as described in Theorem 6.4 if k_1 is even

all graphs with vertex covering number 2 that can be realized as the strong resolving graph of a graph and it was used to show that all trees with strong dimension 3 or 4 have threshold strong dimension 2. For graphs in general we established sharp upper bounds for the threshold strong dimension.

We did not consider the computational complexity of finding the threshold strong dimension of a graph. In particular it is not known whether the following problems are NP-complete:

Problem 1 For a given graph G and positive integer b , does there exist $H \in \mathcal{U}(G)$ and a set $B \subseteq V(G)$ of cardinality b such that B strongly resolves H ?

Problem 2 Is Problem 1 NP-complete even if we restrict ourselves to the class of trees?

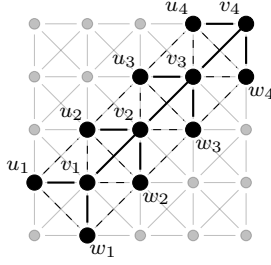


Figure 16: A $\{u_1, w_1\}$ -resolved embedding φ of the graph L_{12} in $P_5^{\boxtimes,2}$.

Recall that a graph G is β_s -irreducible if $\beta_s(G) = \tau_s(G)$. The paths are precisely the graphs with strong dimension 1 that are β_s -irreducible. As remarked before, all graphs of strong dimension 2 are also β_s -irreducible. The complete graphs of order n are the graphs with strong dimension $n - 1$ that are β_s -irreducible. However, the following problem remains open.

Problem 3 For a given k , $3 \leq k \leq n - 2$, characterize all graphs of order n and strong dimension k that are β_s -irreducible.

Author Contact Information

1. Nadia Benakli, Department of Mathematics, New York City College of Technology, 300 Jay Street, Brooklyn, NY 11201, USA
2. Novi H. Bong, Department of Mathematical Sciences, University of Delaware, 15 Orchard Road, Newark, DE, 19716, USA.
3. Shonda Dueck (Gosselin), Department of Mathematics and Statistics, The University of Winnipeg, 515 Portage Ave., Winnipeg, MB R3B 2E9, CANADA
4. Linda Eroh, Department of Mathematics, University of Wisconsin Oshkosh, 800 Algoma Boulevard, Oshkosh, WI 54963, USA.
5. Beth Novick, School of Mathematical and Statistical Sciences, Clemson University, O-110 Martin Hall, Box 340975, Clemson, SC, 29634, USA.
6. Ortrud R. Oellermann, Department of Mathematics and Statistics, The University of Winnipeg, 515 Portage Ave., Winnipeg, MB R3B 2E9, CANADA

Acknowledgements

We thank the Institute for Mathematics and its Applications at the University of Minnesota for hosting and sponsoring the Workshop for Women in Graph Theory and Applications, August 18-23, 2019, where the research for this project was started.

The last author is supported by an NSERC Grant CANADA, Grant number RGPIN-2016-05237.

References

- [1] G. Chartrand, L. Eroh, M. A. Johnson, and O. R. Oellermann, *Resolvability in graphs and the metric dimension of a graph*, Discrete Appl. Math. **105** (2000) 99–113.
- [2] R. Hammack, W. Imrich, and S. Kalvžar, Handbook of product graphs, Second Edition, CRC Press, Boca Raton, FL, 2011.
- [3] S. Khuller, B. Radhavachari, and A. Rosenfeld. *Landmarks in graphs*, Discrete Appl. Math. **70** (1996) 200–207.
- [4] D. Kuziak, M. L. Puertas, J. A. Rodríguez-Velázquez, and I. G. Yero, Strong resolving graphs: The realization and the characterization problems, Discrete Appl. Math. **236** (2018) 270–287.
- [5] R. Lenin, A short note on: There is no graph G with $G_{SR} \sim K_{r,s}$, Discrete Appl. Math. **265** (2019) 204–205.
- [6] L. Mol, M. J. H. Murphy, O. R. Oellermann, *The threshold dimension of a graph*, arXiv:2001.09168.
- [7] L. Mol, M. J. H. Murphy, O. R. Oellermann, *The threshold dimension of a graph and irreducible graphs*, arXiv:2002.11048.
- [8] O.R. Oellermann and J. Peters-Fransen, *The strong metric dimension of graphs and digraphs*, Discrete Appl. Math. **155(3)** (2007) 356–364.
- [9] A. Sebö, E. Tannier, *On metric generators of graphs*. Mathematics of Operations Research **29(2)** (2004) 383–393.
- [10] P. J. Slater, *Leaves of trees*, Congressus Numerantium. **14** (1975) 549–559.
- [11] G. Sudhakara and A. R. Hemanth Kumar, *Graphs with metric dimension two – a characterization*, World Academy of Sci., Eng. and Tech. **36** (2009) 622–627.