

Demystifying the Mysteries of Security Vulnerability Discussions on Developer Q&A Sites

Triet H. M. Le*, Roland Croft*, David Hin*,† and M. Ali Babar*,†

*School of Computer Science, The University of Adelaide, Adelaide, Australia

†Cyber Security Cooperative Research Centre

Email: triet.h.le@adelaide.edu.au, roland.croft@adelaide.edu.au, david.hin@student.adelaide.edu.au, ali.babar@adelaide.edu.au

Abstract—Detection and mitigation of Security Vulnerabilities (SVs) are integral tasks in software development and maintenance. Software developers often explore developer Question and Answer (Q&A) websites to find solutions for securing their software. However, there is empirically little known about the on-going SV-related discussions and how the Q&A sites are supporting such discussions. To demystify such mysteries, we conduct large-scale qualitative and quantitative experiments to study the characteristics of 67,864 SV-related posts on Stack Overflow (SO) and Security StackExchange (SSE). We first find that the existing SV categorization of formal security sources is not frequently used on Q&A sites. Therefore, we use Latent Dirichlet Allocation topic modeling to extract a new taxonomy of thirteen SV discussion topics on Q&A sites. We then study the characteristics of such SV topics. Brute-force/Timing Attacks and Vulnerability Testing are found the most popular and difficult topics, respectively. We discover that despite having higher user expertise than other domains, the difficult SV topics do not gain as much attention from experienced users as the more popular ones. Seven types of answers to SV-related questions are also identified on Q&A sites, in which SO usually gives instructions and code, while SSE provides more explanations and/or experience-based advice. Our findings can help practitioners and researchers to utilize Q&A sites more effectively to learn and share SV knowledge.

Index Terms—security vulnerability, natural language processing, topic modeling, software maintenance, mining software repositories

I. INTRODUCTION

Security Vulnerability (SV) is a flaw that can pose security risks to a software system [1]. There is an apparent need for discovering, understanding and mitigating such SVs to maintain the confidentiality, integrity and availability of software systems during its evolution [2]–[5]. Formal security sources such as Common Vulnerabilities and Exposures (CVE) [6], National Vulnerability Database (NVD) [7], Common Weakness Enumeration (CWE) [8] and Open Web Application Security Project (OWASP) [9] provide information about SVs and their characteristics vetted by security experts. These sources also allow vendors to give comments on the SV fixing status of their affected products [10]. However, they do not provide any associated websites/platforms for end-users to discuss the reported vulnerabilities in real-life software development.

For instance, CWE provides the definition of SQL-injection vulnerability and then suggests solutions to mitigate such

vulnerability in PHP and C [11]. However, these websites do not mention to what extent such recommendations are being applied in real-life scenarios. Moreover, these formal sources do not readily guide developers how to prevent/fix (SQL-injection) SVs in other languages such as Node.js to avoid “reinventing the wheel” in software development and maintenance. In contrast, plenty of such discussions (e.g., recent remediation practices of SQL injection in PHP [12] and Node.js [13]) can be found on Question and Answer (Q&A) websites like Stack Exchange [14] with more than nineteen million posts and ten million users.

Among the sites on Stack Exchange, Stack Overflow (SO) [15] and Security StackExchange (SSE) [16] are the largest general and security-focused ones for developers, respectively. These two Q&A sites cover different aspects of software development lifecycle, including the maintenance and enhancement of software security. In the literature, the main concepts and their characteristics [17], the top languages/technologies and user demographics [18], as well as user perceptions and interactions [19], [20] of general security discussions on SO have been studied. However, no emphasis has been put on the discussions about potential SVs in a software system. For instance, authentication is an important security requirement to enforce different levels of access/permission, but credentials of an authentication process may be vulnerable to timing or brute-force attacks. The prevention of such SVs would reduce the security risks for a software system. There is not yet an in-depth understanding of the knowledge about security *flaws* being exchanged on these Q&A websites and their correlation with formal security sources. Specifically, there is no existing study on the common SV questions as well as the likelihood/duration of getting answers, expertise and answer kinds received for such questions on developer Q&A websites. Therefore, we would like to demystify these mysteries to answer the question **“To what extent do developer Q&A websites support SV discussion?”** Such knowledge can enable inexperienced users to seek solutions for SVs more effectively on Q&A sites. Experienced users can also identify the areas that they can contribute their expertise to assist the secure software engineering community.

We use mixed methods that combine topic modeling using Latent Dirichlet Allocation (LDA) [21] with statistical and

qualitative analyses to investigate SV discussion on developer Q&A websites. We conduct a large-scale empirical study on 67,864 SV-related posts on SO and SSE. Our main findings are:

- Q&A sites rarely refer to formal security sources and categories. They also do not have similar rankings of SVs as the top-25 CWE and top-10 OWASP, requiring new taxonomy to study SV discussion on these sites.
- Using LDA, we identify thirteen SV topics on SO and SSE. Memory-related errors and conceptual/network SVs are prevalent on SO and SSE, respectively. Cross-site Request Forgery is also increasing fast over time.
- Brute-force/Timing Attacks attracts the most attention (i.e., most popular topic), while Vulnerability Testing is the most difficult to obtain answers on Q&A sites.
- Answerers' expertise for SV questions is 1.3 to 5.7 times higher than other domains such as general security, big data and mobile development. However, the knowledge sharing of such answerers between Q&A sites is still limited (< 18%). Experienced users also favor popular/prevalent topics over difficult ones. On average, SV expertise on SO is also higher than SSE.
- There are seven primary ways to answer SV questions on Q&A sites with more instruction/code-based solutions on SO and more explanatory ones on SSE.

In brief, our key contributions are as follows:

- 1) We are the first to investigate the relationship of SV discussion on Q&A sites and formal security sources.
- 2) We identify thirteen key SV topics on SO and SSE.
- 3) We conduct a large-scale study on the characteristics (i.e., popularity, difficulty, expertise and answer types) of each SV topic on Q&A sites along with their implications for practitioners and researchers.
- 4) We curate and release a large and contemporary dataset of SV discussions on Q&A sites at [22].

Paper structure. Section II introduces SV discussion on Q&A sites and SV information on formal security sources. Section III describes the five research questions along with the methods and data used in this work. Sections IV presents the results of each research question. Section V presents the discussion of the findings and threats to validity. Section VI covers the related work. Section VII concludes and suggests future directions.

II. BACKGROUND AND MOTIVATIONS

A. Security Vulnerability Posts on Q&A Websites

The format of a discussion post on Question and Answer (Q&A) websites like Stack Overflow (SO) is described in Fig. 1. It is noted that Security StackExchange (SSE) also shares the same post format as SO. A post usually contains a unique identification (id), title, question, a list of tags and zero or more answer along with community metrics such as the number of views, likes (score) and favorites. The questioner can select the tags from an existing list as well as specify one an-swer as the best/accepted one. A post also has the

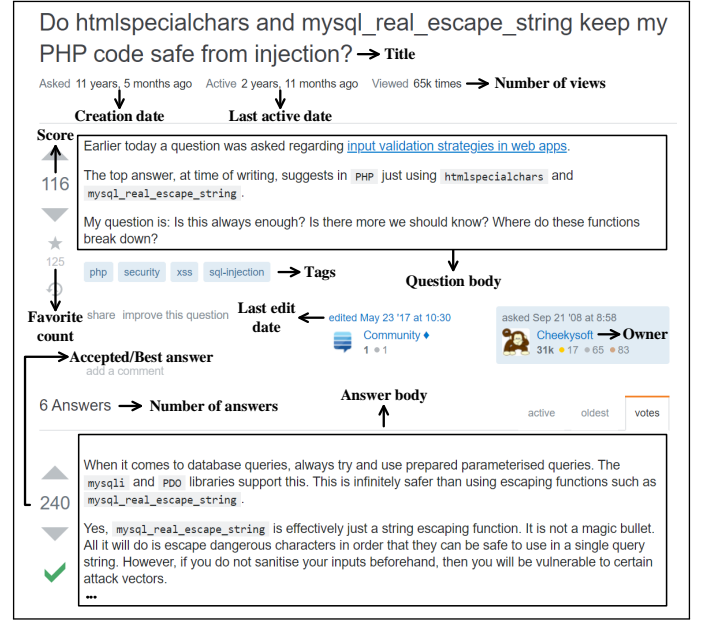


Fig. 1. Format of an SV post (id 110575) on Stack Overflow [27]. **Note:** Minor edits have been made for readability.

information about the questioner/answerers as well as the dates of creation, answers, edits and last activity. We would utilize these components of a discussion post for both retrieving and analyzing Security Vulnerability (SV) related posts on these Q&A websites.

We consider a post to be related to SV when it mainly discusses a security flaw and/or exploitation/testing/fixing of such flaw to compromise a software system (e.g., the post 29098142 on SO [23]). A post is not SV-related if it just discusses how to implement/use a security feature (e.g., the post 685855 on SO [24]) without any explicit mention of a flaw. However, the non-SV post 685855 has the same tags php and authentication as the SV post 29098142. Therefore, we cannot solely rely on the tags of a post to determine its SV relevance. Another example is the post 3226374 on SO [25] that discusses SQL-injection SV in PHP with only the php tag and no SV-specific tag. On the other hand, the post 38539393 on SO [26] is incorrectly tagged with *stack-overflow*, whilst the main discussion is about saving data in Python using a for loop. These issues demand a robust method for the retrieval of SV posts.

B. Security Vulnerability Intelligence on Security Sources

Common Vulnerabilities and Exposures (CVE) [6] and National Vulnerability Database (NVD) [7] are the two well-known sources that publish expert-verified intelligence about SVs on a continual basis. Besides the description and unique id from CVE, NVD adds more information related to the category based on Common Weakness Enumeration (CWE) [8] and characteristics (e.g., impact, exploitation and severity) based on Common Vulnerability Scoring System

(CVSS) [28]. Besides CWE, Open Web Application Security Project (OWASP) [9] is another well-regarded source that reports the most dangerous types of SVs in web applications. The aforementioned ranking and characterization systems are essential to help security experts as well as software developers and testers to prioritize their countermeasures against a large amount of new SVs. For instance, a more severe SV is likely to be fixed first to avoid critical security threats to the affected software systems.

Despite the reliable information provided, formal security sources do not support any open platforms for end-users to discuss how to discover and mitigate the reported SVs in practice (e.g., in different programming languages or technologies). In contrast, Q&A websites like SO and SSE have a plethora of such discussions, and they are used extensively by developers for software development and maintenance [29]. To our best knowledge, there is no existing work that establishes connections between the SV discussion on Q&A sites and the information on formal security sources such as NVD, CVE, CWE and OWASP. The characteristics and dynamics of such SV discussions are also largely unexplored. These gaps have motivated us to investigate the state-of-the-practice of SV knowledge crowdsourcing on Q&A websites.

III. CASE STUDY SETUP

A. Research Questions and Methodology

We aim to answer five Research Questions (RQs) to provide a thorough picture of how Q&A websites are supporting Security Vulnerability (SV) related discussions, and correlate such practices with those in NVD, CVE, CWE and OWASP. For each RQ, we also analyze the difference between a general Q&A website (Stack Overflow (SO)) and a security-centric one (Security StackExchange (SSE)). To answer these RQs, we first propose methods in section III-B based on both the tags and content of posts to retrieve 67,864 SV posts from SO and SSE. We implemented our work in Python on a system run-ning Intel Core i7-4200HQ CPU with 16 GB of RAM.

RQ1: Are SV discussions on Q&A sites in sync with formal security sources? RQ1 examines the suitability of applying existing security taxonomies (e.g., CWE and OWASP categorization) to analyze SV discussion on Q&A websites. More specifically, we adopt keyword matching techniques to count the number of mentions of security sources, the frequency of the top SV types (i.e., the top-25 CWE [30] and top-10 OWASP [31]) as well as the top vulnerable products and vendors in the titles, questions, answers and tags of the extracted SV posts. For the top-10 OWASP, we also consider their sub-level CWEs [32] for matching to increase the coverage since the original ten CWEs of OWASP are very infrequent. Then, we compare the orders on Q&A websites with their corresponding rankings on formal security sources. Interestingly, we have found in section IV-A that Q&A sites do not coherently follow the practices of the formal sources, which inhibits the use of such existing taxonomies for exploring SV discussion on Q&A sites.

RQ2: What are SV discussion topics on Q&A sites?

The existing security categories are found too scarce and inconsistent to describe SV-related discussions on Q&A sites in RQ1; thus, we need to devise a new taxonomy to study the main SV themes on these sites. Following the practices of existing works [17], [33], RQ2 uses topic modeling with Latent Dirichlet Allocation (LDA) [21] and manual validation (see section III-C) to semi-automatically select the most interpretable set of SV discussion topics. Such topics would give insights into how to post relevant questions about SVs on Q&A sites. Moreover, we use the topic share metric [33] in Eq. (1) to compute the proportion of each SV topic and their evolution from 2008 to 2019.

$$\text{share}_i = \frac{1}{N} \sum_{p \in D} \text{LDA}(p, T_i) \quad (1)$$

where D and N are the SV posts and the number of such posts, respectively; T_i is i^{th} topic and LDA is the trained LDA model. It should be noted that share_i would not add up to 100% since we discard topics with an assignment probability < 0.1 for each post (see section III-C). We can use share_i to compute the count ($\text{share}_i \times N$) of each topic, but it would be hard to interpret the popularity/difficulty (RQ3) and reputation (RQ4) of partial topics. Therefore, we only consider the topic with the highest probability of each post to determine the number of posts per topic ($|T_i|$), which is defined in Eq. (2).

$$|T_i| = \sum_{p \in D} z_p^i \quad (z_p^i = 1 \text{ if } i = \text{argmax}(\text{LDA}(p)), \text{ else } z_p^i = 0) \quad (2)$$

RQ3: What are the popular and difficult SV topics on Q&A sites?

After the SV topics are identified, RQ3 identifies the most popular and difficult topics on Q&A websites. RQ3 is necessary to select the suitable (i.e., more popular and less difficult) Q&A site for respective SV topics. To quantify the topic popularity, we used four question-centric metrics adapted from [17], [34], namely (i) the number of views (P1), (ii) scores (upvotes minus downvotes) (P2), (iii) favorites (P3) and (iv) comments (P4). The hypothesis is that a popular topic would attract more attention (views), interest (scores and favorites) and activities (comments) from participants. We then determine the unified popularity of a topic using Eq. (3), which produces consistent results from constituent metrics. The topic popularity is different from the count ($|T_i|$) in RQ2 since a topic with many posts does not necessarily gain as much interest as other topics with fewer posts. This has been demonstrated in section IV-C.

$$\text{Popularity}_i = \frac{1}{|T_i|} \sqrt[4]{\sum P1_i \times \sum P2_i \times \sum P3_i \times \sum P4_i} \quad (3)$$

where i is the i^{th} topic, while $\sum P1_i$, $\sum P2_i$, $\sum P3_i$, $\sum P4_i$ are the popularity metrics of the posts of that topic. Geometric mean is utilized instead of arithmetic mean here since the metrics can have different units/scales. $\sum P2_i$ can have non-positive value, but we did not encounter any such case in our work.

To measure the topic difficulty, we use the following three metrics combined from [17], [34]: (i) whether the current question gets an accepted answer (D1), (ii) time (hours) to

receive an accepted answer since posted (D2), and (iii) the number of answers per the number of views (D3). Then, we propose the unified difficulty of a topic to be calculated with Eq. (4).

$$\text{Difficulty}_i = \sqrt[3]{\frac{|T_i|}{\sum D1_i} \times \frac{\sum D2_i}{|T_i|_{\text{Accept.}}} \times \frac{|T_i|_{\text{Accept.}}}{\sum D3_i}} = \sqrt[3]{\frac{|T_i| \times \sum D2_i}{\sum D1_i \times \sum D3_i}} \quad (4)$$

where i and $|T_i|_{\text{Accept.}}$ are the i^{th} topic and the number of posts with accepted answer of that topic, while $\sum D1_i$, $\sum D2_i$, $\sum D3_i$, are the corresponding difficulty metrics of the posts of that topic.

Accordingly, a more difficult topic (i.e., with a larger value of Difficulty_i) would, on average, take a longer time to obtain accepted answers and have a lower ratio of answers to views. It is worth noting that we only consider the posts with accepted answer so that D2 can have valid values.

RQ4: Are there experts to answer SV questions on Q&A sites? RQ4 continues to check the level of expertise available on Q&A websites to answer SV questions, especially the ones of difficult topics. The findings of RQ4 would shed light on which topic may require more attention from the experts. We utilize two types of metrics to quantify the general and specific expertise. Regarding the general expertise, we use the reputation points [35] of users who got the accepted answers since reputation is gained through one's active participation and appreciation from the Q&A community. A low value of reputation implies that the questions of a topic are not of much interest to experienced users, and vice versa. However, reputation is not specific to any topic, and thus it does not correctly reflect whether a user is experienced with a topic. Hence, we propose a new metric in Eq. (5) to automatically approximate a user's specific expertise with respect to a topic of interest.

$$\begin{aligned} \text{Specific_Expertise} &= \sum_{p \in D} \text{LDA}(Q(p)) \odot \text{LDA}(K(U_{\text{Accept.}})) \\ K(U_{\text{Accept.}}) &= A_{U_{\text{Accept.}}}^1 + A_{U_{\text{Accept.}}}^2 + \dots + A_{U_{\text{Accept.}}}^k \quad (k = |A_{U_{\text{Accept.}}}|) \end{aligned} \quad (5)$$

where $Q(p)$ and $K(U_{\text{Accept.}})$ are the question content and SV knowledge of the user $U_{\text{Accept.}}$ who gave the accepted answer of the post p , respectively. \odot is the topic-wise multiplication. $|A_{U_{\text{Accept.}}}|$ is all SV-related answers given by user $U_{\text{Accept.}}$. Specifically, for each question with an accepted answer, we first extract the user that gave such answer ($U_{\text{Accept.}}$). We then gather all answers, not necessarily accepted, of that user in SV posts ($|A_{U_{\text{Accept.}}}|$). Such answer list is the SV knowledge of $U_{\text{Accept.}}$ ($K(U_{\text{Accept.}})$). We do not average topic of answers since LDA does not work well with short text [36], [37]. Finally, we compute the LDA topic-wise correlation between the current SV question ($\text{LDA}(Q(p))$) and the user knowledge ($\text{LDA}(K(U_{\text{Accept.}}))$) to determine the user expertise matching for a post p .

RQ5: What types of answers are given to SV questions on Q&A sites? Besides the expertise in RQ4, RQ5 extends RQ2 in terms of the solution types given if an SV question is answered on Q&A sites. To the best of our knowledge, we are the first to investigate the answer types of SV on Q&A sites. We

employ the open card sorting method [38] to identify answer types. LDA is not suitable for this purpose since it relies on the word co-occurrences to determine the categories. In contrast, the same type of solutions may not share any similar words. In RQ5, we only consider the posts with accepted answer to ensure the high quality and relevance of the answers. We then use stratified sampling to randomly select 385 posts (95% confidence level with 5% margin error [39]) each from SO and SSE for two authors to independently categorize the answer types. Stratification ensures the proportion of each topic is maintained. After the labelling process, if there is a conflict, the third author would be involved to decide the categories. Here, we do not measure the Kappa inter-rater score [40] as the labels are open coded. We also report the proportion of each answer type and correlate them with the question types on SO [41].

B. Security Vulnerability Post Collection

In order to study the characteristics of Security Vulnerability (SV)-related discussion on Q&A websites, we first need to obtain a reliable and large collection of posts related to SV. However, it is not trivial to retrieve such posts since many SV posts are tagged with general tags (e.g., post id 3226374 on SO mentioned in section II-A) and SV-related tags are not straightforward to obtain. Therefore, we propose a unified workflow (see Fig. 2) to obtain, to the best of our knowledge, the largest and most contemporary set of SV posts on both SO and SSE. Specifically, we propose **tag-based** and **content-based filtering** to retrieve SV posts based on their tags and content of other parts (i.e., title, body and answers), respectively. All the identified tags, keywords and posts mentioned in this section have been released at [22].

Tag-based filtering. Existing works usually used a representative tag (e.g., *security* for security [17], *multithreading* for concurrency [42] and *apache-spark/hadoop* for big data [34]) to identify more relevant tags and then obtain posts with those tags accordingly. However, we do not have any such a tag for SV to start with on SO. Therefore, we propose to use Common Weakness Enumeration (CWE) to define the relevant tags. However, the full CWE titles are usually long and uncommonly used in the context of online discussion. For example, the fully-qualified name of SQL-injection in CWE (CWE-89) is “*Improper Neutralization of Special Elements used in an SQL Command* (‘*SQL Injection*’)", which appears only nine times on SO and SSE. Therefore, we need to extract shorter and more common terms from the full CWE titles. We adopt Part-of-Speech (POS) tagging for this purpose, in which we only consider consecutive (n-grams of) verbs, nouns and adjectives since most of them convey the main meaning of a title. For instance, we would obtain the following 2-gram terms for CWE-89: *improper neutralization*, *special elements*, *elements used*, *sql command*, *sql injection*. To ensure the relevance of these terms, we only consider the terms that appear at least once on either SO or SSE.

After the filtering process, we have obtained 2,591 n-gram ($1 \leq n \leq 3$) terms. We used such terms to identify the

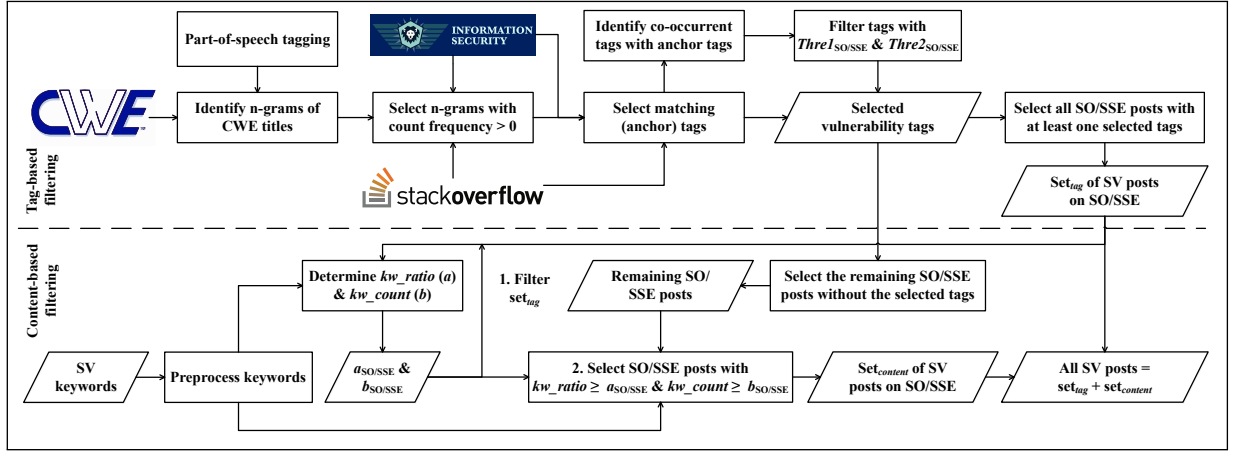


Fig. 2. Workflow of retrieving the posts related to SV on Q&A websites using tag-based and content-based filtering heuristics.

TABLE I
CONTENT-BASED THRESHOLDS ($a_{SO/SSE}$ & $b_{SO/SSE}$) FOR THE TWO STEPS
USING THE CONTENT-BASED FILTERING AS ILLUSTRATED IN FIG. 2.

Threshold	Stack Overflow (SO)		Security StackExchange (SSE)	
	Step 1	Step 2	Step 1	Step 2
a	1	3	2	3
b	0.011	0.017	0.017	0.025

SV-related (anchor) tags as well as develop our list of SV keywords (described in the content-based filtering below). Specifically, we have found 54 and 60 anchor tags on SO and SSE, respectively. We then determine the relevant co-occurrent tags with the anchor tags using two tag-based metrics [17], [34], [42]: Relevance (Rel) and Proportion ($Prop$) as defined in Eq. (6).

$$Rel = \frac{|tag_j \cap anchor_tags|}{|tag_j|}, \quad Prop = \frac{|tag_j \cap anchor_tags|}{|anchor_tags|} \quad (6)$$

where $|.|$ is the frequency of tag appearance, while \cap means tag co-occurrence. It is also noted that we consider co-occurrence of the current tag_j with at least one of the anchor tags.

Subsequently, we select the tags whose $Rel \geq Thre1_{SO/SSE}$ and $Prop \geq Thre2_{SO/SSE}$ for both SO and SSE. Based on manual cross-checking with two authors, we have adopted $Thre1_{SO} = 0.35$, $Thre1_{SSE} = 0.56$, $Thre2_{SO} = 0.0008$ and $Thre2_{SSE} = 0.005$. With such thresholds, we have got six (*malware-detection*, *zap*, *antixsslibrary*, *esapi*, *stack-smash* and *django-csrf*) and three (*sqlmap*, *exploit-development* and *antimalware*) more relevant tags for SO and SSE. In total, we have obtained 60 and 63 SV-related tags for these two sites, respectively.

Through manual checking, we have found that the posts containing at least one of these tags were not sufficiently refined, mostly due to the improper assignment of tags (e.g., post id 38539393 on SO as mentioned in section II-A). We have also noticed that the content of such posts usually did not refer to the context of SV. Therefore, we have decided to use content-based filtering to refine such posts as well as obtain more posts that are not correctly associated with SV tags.

Content-based filtering. As depicted in Fig. 2, this filtering step is used to refine the set_{tag} obtained from the previous tag-based filtering step and select missing SV posts that were not associated with SV tags. First, we present the up-to-date list of SV keywords that contains 643 terms. These keywords are preprocessed with stemming and augmented with American/British spellings, space/hyphen to better handle various types of (mis-)spellings/plurality. For instance, we consider the following variants: *input(-)sanitization/sanit/sanitisation/sanitis* for “input sanitization”. Similar to [43], we also perform exact matching for three-character keywords and subword matching for longer ones to reduce the false positives. Subsequently, for each set_{tag} (SO and SSE) obtained in the tag-based filtering step, we compute two content-based metrics (see Eq. (7)): kw_count and kw_ratio , denoting the count and appearance proportion of SV keywords in a post, respectively. Kw_count ensures diverse SV-related content in a post, while kw_ratio increases the confidence that these relevant words do not appear by chance.

$$kw_count_p = |SV_KW_{s_p}|, \quad kw_ratio_p = \frac{|SV_KW_{s_p}|}{|Words_p|} \quad (7)$$

where $|SV_KW_{s_p}|$ and $|Words_p|$ are the numbers of SV keywords and total number of words in post p , respectively. Based on the post content and human inspection, the thresholds $a_{SO/SSE}$ and $b_{SO/SSE}$ for filtering set_{tag} (step 1) as well as selecting extra posts based on their content (step 2) are found and given in Table I. Using these thresholds, we obtain set_{tag} and $set_{content}$ of SV posts on SO and SSE, respectively, as shown in Fig. 2.

SV dataset and validation. As of December 31, 2019, we have retrieved 18,850,888 and 55,867 posts from SO and SSE, respectively, using StackExchange Data Explorer [44]. After that, we have applied the proposed tag-based and content-based filtering steps illustrated in Fig. 2 and obtained **67,864** SV posts (see Table II) in total including 53,078 and 14,786 ones for set_{tag} and $set_{content}$, respectively. We have performed manual validation on four different sets of SV posts (i.e.,

TABLE II
THE OBTAINED SV POSTS USING OUR TAG-BASED AND CONTENT-BASED
FILTERING HEURISTICS.

	Stack Overflow (SO)	Security StackExchange (SSE)	SO + SSE
Set_{tag}	43,886	9,192	53,078
Set_{content}	12,131	2,655	14,786
Total	56,017	11,847	67,864

TABLE III
TOP-5 TAGS OF SV, SECURITY AND GENERAL POSTS ON
SO AND SSE (IN PARENTHESES).

Order	SV posts	Security posts	General posts
1	memory-leaks (malware)	security (encryption)	javascript (encryption)
2	segmentation-fault (web-application)	encryption (tls)	java (tls)
3	php (xss)	php (authentication)	c# (authenticat tion)
4	c (exploit)	java (passwords)	php (pass words)
5	security (penetration- test)	cryptography (web- application)	python (certifi cates)

set_{tag} and set_{content} for SO and SSE, respectively). More specifically, we have randomly sampled 385 posts (significant size [39]) in each set for two authors to examine independently.

For set_{tag}, the disagreement ratio was less than 1% (7/770 cases) and only two posts were not related to SV. The main issue was still the incorrect tag assignment (e.g., post 38539393 on SO in section II-A or post 175264 on SSE [45] about dll injection but tagged with *malware*), though this issue had been significantly reduced by the content-based filtering. For set_{content}, the relevance of the posts was very high as there was no discrepant case. It is worth noting that our SV dataset was only 20% overlapping with the existing security dataset [17], implying that there are significant differences in the nature of the two studies. We also report the top tags of SV posts (see Table III) and compare them with the ones of security posts [17] and a subset of all the posts containing an equal number of posts to the SV posts on SO and SSE. SV posts were associated with many SV-related tags (e.g., *memory-leaks*, *malware*, *segmentation-fault*, *xss*, *exploit* and *penetration-test*). Conversely, security posts were tagged with general terms that may not explicitly discuss security flaws such as *security*, *encryption*, *authentication* and *passwords*. The tags of general posts were also mostly programming languages on SO and general security terms on SSE. These findings highlight the importance of obtaining specific posts instead of reusing the security posts to study SV.

C. Topic Modeling with Latent Dirichlet Allocation

Inspired by the existing works (e.g., [17], [33], [34]), we extract the topics of SV-related posts identified in section III-B using Latent Dirichlet Allocation (LDA) [21]. LDA assumes that a document contains words generated from a list of latent topics. Specifically, LDA decomposes a Q&A-post matrix ($\mathbf{P}^{n \times |V|}$, where n is the number of posts and $|V|$ is the

word vocabulary of such posts) into a document-topic matrix ($\mathbf{T}^{n \times k}$) and a topic-word matrix ($\mathbf{W}^{k \times |V|}$). We present two main steps required for topic modeling: (i) preprocess SV posts and (ii) identify the optimal topics with LDA, which are described in detail hereafter.

Preprocessing of SV posts. The first step is to preprocess posts to avoid noise in the text, which helps a topic model to identify more relevant words of each topic. Following the previous practices (e.g., [17], [42]), we first remove the HTML tags as well as code snippets in the question and answer bodies of each post. We also convert the text to lowercase and remove punctuations. We then eliminate stop words [22] and perform stemming using the Porter algorithm [46] to avoid irrelevant and multi-form words. We implemented the preprocessing steps with the support of the *sklearn* [47] and *nltk* [48] libraries.

Topic modeling with LDA. Due to the unsupervised nature of LDA, it is challenging to determine in advance how many latent topics are required to generate the document words. Therefore, we examine the number of topics (k) in an inclusive range from 2 to 80, with an increment of one topic at a time. For each k , we evaluate the coherence [49] and interpretability of the identified topics. We used the *Gensim* library with the default configurations [50] for implementing LDA models and calculating the coherence metric. To avoid insignificant topics as in [33], we only consider topics with a probability of at least 0.1 in a post. Subsequently, for each set of topics, topic coherence automatically computes the average correlation between pairs of words that appear in the same context/topic. Intuitively, the higher value of the coherence metric means the more coherent content of the posts within a same topic. It is worth noting that the topics also become more fine-grained as the number of topics increases. Therefore, two authors need to independently validate the identified topics to remove platform/technology/tool-specific ones that may reduce the generalizability of our SV taxonomy. To check the interpretability of a topic, we consider the top-20 most frequent words of each topic and twenty random posts of the current topic obtained by the trained LDA models. We also follow the same procedure to assign the names for the optimal topics. It should be noted that the coherence metric is still useful to locate the region of the good (highly coherent) number of topics. After the topic modeling process, the most relevant and interpretable set of topics will be used for answering RQs 2 to 5 outlined in section III-A.

IV. RESULTS

A. RQ1: Are SV Discussions on Q&A Sites in Sync with Formal Security Sources?

Firstly, Table IV shows that all the security sources were mentioned less than 10% (i.e., on average 0.24% to 5.62%) on both Stack Overflow (SO) and Security StackExchange (SSE). More specifically, OWASP was the most frequently men-tioned source, while the mentions of NVD and CWE were nearly negligible ($< 1\%$) on both Q&A sites. It is also noted that SSE had more mention percentages than SO for

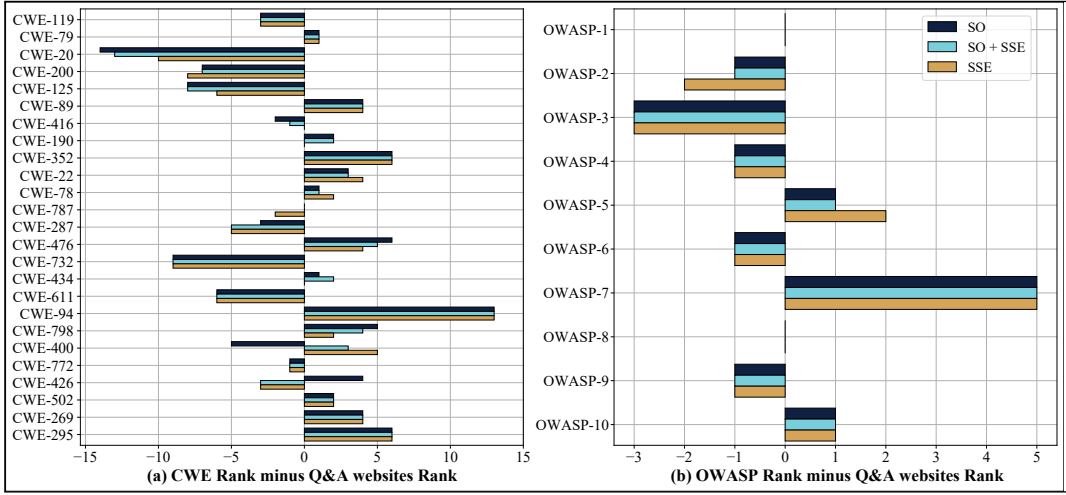


Fig. 3. Changes in ranking order between the types of SVs on Q&A websites and the ones in the (a) top-25 CWE and (b) top-10 OWASP. **Note:** CWEs are sorted by their original rankings in the top-25 CWE from top to bottom.

TABLE IV
APPEARANCE PERCENTAGE (%) OF SECURITY SOURCES IN SV-RELATED POSTS ON Q&A WEBSITES.

Q&A site	CVE	NVD	CWE	OWASP
Stack Overflow (SO)	0.54	0.09	0.35	4.92
Security StackExchange (SSE)	6.17	0.92	0.69	8.93
Average (SO + SSE)	1.52	0.24	0.41	5.62

Answers to RQ1: Security sources and categories were not frequently mentioned on SO and SSE. The rankings from formal security sources (e.g., the top-25 CWE and top-10 OWASP) did not hold on these two sites, which requires a new taxonomy to study SV discussion on Q&A sites.

all sources, which is reasonable given that the user/content is more security-oriented. Furthermore, it took a median of 343 days (nearly one year) for the SVs with CVE-ID to be mentioned for the first time on Q&A websites. It is evident that security sources were not commonly and promptly used to discuss SVs on Q&A websites.

Using keyword matching mentioned in section III-A, we also investigated the rankings of the top-25 CWE [30] and top-10 OWASP [31] as shown in Fig. 3. Surprisingly, only 5/75 and 6/30 cases had the same ranking on Q&A websites as the top-25 CWE and top-10 OWASP, respectively. In addition, 155 and 70 out of a total of 839 CWEs were mentioned on SO and SSE, among which only nineteen and two CWEs appeared more than 100 times on these two sites, respectively. Similarly, the order of the top-50 most vulnerable products and vendors also did not match with the ones on CVE and NVD. Specifically, the orders of only 2/150 and 5/150 cases remained the same for vulnerable products and vendors, respectively. On average, the mean absolute ranking differences were 4.5, 1.5, 16.3 and 12.2 for the top-25 CWE, top-10 OWASP, top-50 products and top-50 vendors, respectively. These findings show that SV discussion on SO and SSE did not follow the standards and practices on formal security sources, which also supports our argument in section III-A to devise a new taxonomy to study SV discussions on Q&A websites.

B. RQ2: What are SV Discussion Topics on Q&A Sites?

Following the procedure in section III-C, we identified **thirteen** SV topics (see Table V) on Q&A sites. Specifically, using the coherence metric, we reduced our topic search space for manual examination to the range from 11 to 17, inclusively. The topics before 11 and after 17 had a rapid decline in coherence. We also found duplicate and/or platform-specific topics (e.g., web and mobile) appeared from 14 topics, which would not be optimal for our taxonomy (see section III-C). 11 and 12 topics were coherent, but they missed important SV topics like Vulnerability Theory. After a discussion among three of the authors, thirteen was chosen as the optimal number of SV topics.

Most of the identified topics were on the software level, except T9 that mostly affected the network and T13 partly impacted the hardware. We manually mapped the topics with the representative CWEs, and discovered that only seven of them were overlapping with the top-25 CWE and top-10 OWASP, namely T2, T4, T5 (i.e., Path-traversal and Unrestricted File Upload), T7 (i.e., Improper Certificate Validation), T8, T10 and T11. There was also no associated CWE for the topics T3 and T12 since they mainly discussed the use of SV testing/scanning tools and/or theoretical issues (e.g., Difference between XSS and CSRF?), respectively. These findings further strengthen the statement made in RQ1 that SV discussions on Q&A websites did not follow the patterns of formal security sources.

TABLE V
LIST OF TOPICS RELATED TO SV ON Q&A WEBSITES IDENTIFIED BY LATENT DIRICHLET ALLOCATION.

Topic Name	Topic Description	Key Stemmed Terms	CWEs
Malwares (T1)	Detection and removal of malicious code such as malwares, viruses and worms that infect devices and platforms	malwar, file, viru, infect, instal, comput, site, websit, email, malici	506-512, 904
SQL Injection (T2)	Tactics to properly neutralize and sanitize user input that can be used to modify SQL commands and pose threats to database	sql, inject, queri, databas, string, code, php, data, statement, input	20, 74, 89, 707, 943
Vulnerability Testing (T3)	Automated/manual analysis and detection of potential SVs in an application via security tools and scans	applic, test, run, window, tool, find, issu, code, work, version	–
Cross-site Request Forgery (CSRF) (T4)	Proper setup and configuration of web application frameworks to prevent potential attacks; predominantly CSRF	csrf, request, token, cooki, form, session, post, user, header, page	352, 1173
File-related Vulnerabilities (T5)	File-related weaknesses including attack vector, exploitation and asset, e.g., Unrestricted File Upload and Path Traversal	file, segfault, run, python, execut, code, imag, script, linux, command	23, 34-36, 61, 434
Synchronization Errors (T6)	SVs produced through errors in synchronization logic (usually related to threads), particularly Deadlocks and Race Conditions	thread, deadlock, lock, process, one, wait, condit, call, transact, updat	362, 833, 662, 667, 820, 821
Encryption Errors (T7)	Cryptographic issues or attacks which lead to falsified authentication or retrieval of sensitive data, e.g., Man-in-the-middle (MITM) attack	attack, key, password, encrypt, server, certify, client, user, data, secur	295, 300, 310
Resource Leaks (T8)	SVs arising from improper releasement of unused memory, e.g., out-of-memory error on Java-based applications (e.g., Android)	memori, leak, object, class, refer, call, creat, method, code, releas	401, 404, 772
Network Attacks (T9)	Attacks carried out over an online computer network, e.g., Denial of Service (DoS) and IP/ARP Spoofing	server, connect, network, ip, attack, address, service, port, packet, traffic	290, 291, 400
General Memory Errors (T10)	SVs caused by errors in memory access, usage and control, e.g., Segmentation Faults and Buffer Overflows/Underflows	code, function, program, fault, segment, memori, pointer, alloc, call, loop	119-127, 787, 822-825, 835
Cross-site Scripting (XSS) (T11)	Tactics to properly validate and neutralize user inputs to a web page in order to prevent Cross-Site Scripting (XSS) attacks	xss, javascript, html, page, browser, script, user, code, url, tag	20, 79-87, 707
Vulnerability Theory (T12)	Discussion and analysis of SVs concerning their exploitation, impacts and prevention/mitigation	secur, system, vulner, attack, make, possibl, question, need, user, know	–
Brute-force / Timing Attacks (T13)	Attacks making excessive amount of attempts or capturing the timing of a process to yield security-relevant information (e.g., passwords)	time, hash, number, size, increase, ram, algorithm, limit, larg, password	208, 261, 307, 385, 799, 916

Compared to an existing security taxonomy on SO [17], we found similar topics: T2, T3, T5, T10, T11 and T13, but we still had the following important differences. Firstly, our topics emphasized more on security flaws, e.g., issues with common encryption/decryption algorithms (T7) rather than how to implement and use them. Secondly, we identified new SV-specific topics: Malwares (T1), CSRF (T4), Synchronization (T6), Resource Leaks (T8), Network Attacks (T9) and Vulnerability Theory (T12). Thirdly, unlike [17], we did not consider language-dependent topics (i.e., PHP, Flash, Javascript, Java and ASP.NET), helping our topics be more generalizable (e.g., XSS can happen in both PHP and ASP.NET). It is worth noting that Mansoorreh et al. [51] also devised a security taxonomy for issues on GitHub, but their taxonomy hardly identified any specific SV types, but rather security features and implementation.

We also analyze the proportion (share metric in Eq. (1)) as well as the evolution trend of each topic from 2008 (SO) and 2010 (SSE) to 2019 (see Table VI). We found that the topic patterns and dynamics of SO were different from those of SSE. Specifically, General Memory Errors (T10) had the greatest number of posts on SO, while Vulnerability Theory (T12) had the largest proportion on SSE. Apart from XSS (T11) and Brute-force/Timing Attacks (T13), we observed that topics with many posts in one source were not common in the other source. We discovered three consistent topic trends on both SO and SSE, namely CSRF (T4) (increasing), File-related SVs (T5) (increasing) and Vulnerability Theory (T12) (decreasing).

Among them, CSRF was changing with the fastest pace. Such trends were confirmed significant with p-values < 0.05 using Mann-Kendall non-parametric trend test [52], [53].

Answers to RQ2: Thirteen SV topics were found on Q&A sites, many of which have not been reported in existing studies. Memory-related topics were the most common on SO, while conceptual and network-level topics were the prevalent ones on SSE. CSRF and File-related SVs are increasing on both SO and SSE.

C. RQ3: What are the Popular and Difficult SV Topics on Q&A Sites?

As shown in Fig. 4, the popularity and difficulty of the thirteen topics found in RQ2 were different between SO and SSE. Regarding the topic popularity, Brute-force/Timing attacks (T13) and Vulnerability Theory (T12) were the most popular topics on SO and SSE, respectively. Despite being the second most popular topic on SSE with only 2% less than T12, T13 only had 1.35% posts on this site. Likewise, T12 did not have the highest proportion of posts (share metric) on SO. Conversely, General Memory Errors (T10) had the most posts on SO in RQ2, but it was the least popular topic. We confirmed no significant correlation between the topic popularity and share metric with Kendall's Tau correlation test [54] at a 95% confidence level. These findings suggest that share metric is not an effective measure for the topic popularity since it does not consider user's participation and interaction on Q&A sites.

TABLE VI

PROPORTION (SHARE METRIC) OF THE SV TOPICS AND THEIR TRENDS OVER TIME ON SO AND SSE (IN PARENTHESES). **NOTES:** THE TRENDS OF SO ARE THE TOP SOLID SPARKLINES, WHILE THE TRENDS OF SSE ARE THE BOTTOM DASHED SPARKLINES. UNIT OF PROPORTION: %.

Share	T1	T2	T3	T4	T5	T6	T7	T8	T9	T10	T11	T12	T13
Proportion	1.51 (8.44)	11.3 (4.42)	5.54 (3.42)	10.1 (5.33)	2.93 (3.91)	4.33 (0.53)	1.68 (7.54)	11.4 (0.43)	1.40 (9.09)	22.9 (2.97)	8.14 (8.22)	7.68 (32.7)	1.21 (1.36)
Trends													

TABLE VII

GENERAL EXPERTISE IN TERMS OF AVERAGE REPUTATION OF EACH TOPIC ON SO AND SSE (IN PARENTHESES). **NOTES:** THE VALUES WERE NORMALIZED BY THE MAX AND MIN VALUES OF EACH CATEGORY. T8 OF SSE WAS REMOVED SINCE IT HAD ONLY ONE POST WITH ACCEPTED ANSWER.

General expertise	T1	T2	T3	T4	T5	T6	T7	T8	T9	T10	T11	T12	T13
Reputation	0.02 (0.21)	0.95 (0.08)	0.00 (0.00)	0.22 (0.21)	0.44 (0.17)	0.90 (0.73)	0.56 (0.86)	0.49 (-)	0.05 (0.26)	0.62 (0.42)	0.88 (0.26)	0.52 (0.35)	1.00 (1.00)

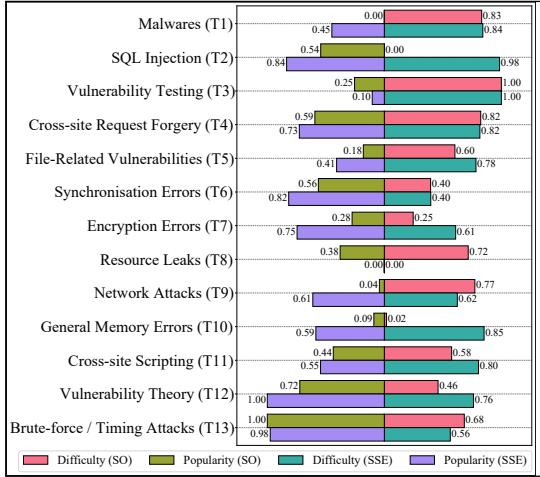


Fig. 4. Popularity and difficulty of thirteen topics on SO and SSE. **Note:** The values were normalized by the max and min values of each category.

Regarding the topic difficulty, the most difficult topics were not popular or associated with many posts, i.e., Vulnerability Testing (T3) and Malwares (T1) on SO as well as T3 and SQL Injection (T2) on SSE. The highest difficulty of T3 was potentially caused by the low familiarity with a wide array of vendors and tools available for SV testing. Some topics with many posts (high share metric) like General Memory Errors (T10) and SQL Injection (T2) were the easiest ones on SO despite being significantly more difficult on SSE. Resource Leaks (T8) was the least difficult topic on SSE, but it was not the dominant topic with only nine posts. These numbers suggest that it may be better to ask the topics T2, T8 and T10 on SO instead of SSE to obtain answers faster. However, we did not obtain any significant correlations among the topic difficulty, popularity and share metric on both SO and SSE using Kendall's Tau test [54] with a confidence level of 95%. With the same confidence level, no significant differences in terms of average topic-wise popularity and difficulty between SO and SSE were recorded using non-parametric one-tailed Mann-Whitney U-test [55].

Answers to RQ3: Brute-force/Timing Attacks and Vulnerability Testing were the most popular and difficult SV topics on Q&A sites, respectively. It is better to discuss SQL Injection and Memory-related SVs on SO than SSE.

D. RQ4: Are there Experts to Answer SV Questions on Q&A Sites?

The average general expertise (reputation) of the accepted answerers in SV posts was 1.3 to 5.7 times higher (confirmed with p-values $\ll 0.05$ using non-parametric one-tailed Mann-Whitney U-test [55]) than those of many other domains [17], [33], [56]–[59]. However, the average percentage of the same users who got accepted answer on both sites was quite small across topics, i.e., 1% to 18%, implying not much SV knowledge sharing between the sites. Mann-Whitney U-test also showed that the average topic-wise reputation on SO was higher than that of SSE with a p-value of $0.0015 < 0.05$. This is expected since SO users can engage in different topics (not only security) and many more posts. Table VII reports the general expertise of the thirteen SV topics. On SO, Brute-force/Timing Attacks (T13), SQL Injection (T2), Synchronization Errors (T6) and XSS (T11) were the topics that experienced users focused on the most. On SSE, T13 and T6 again along with Encryption Errors (T7) were the topics of interest for experts. In contrast, Vulnerability Testing (T3), Malwares (T1) and Network Attacks (T9) on SO did not attract as much attention from experienced users, suggesting why these topics were the most difficult ones in RQ3. On SSE, T3 was also the topic of the least interest to experts. Overall, experienced users on Q&A sites tended to favor the topics with high popularity and low difficulty, which were confirmed with p-values < 0.05 using Kendall's Tau test [54].

We also study the type of SV knowledge that answerers of SV-related questions commonly possess on Q&A websites. Fig. 5 shows the correlation between the pairs of the question topics and answerer's knowledge (see Eq. (5)). The most frequent user's SV knowledge was Vulnerability Theory (T12). On SSE, T12 was predominant for every question topic. On

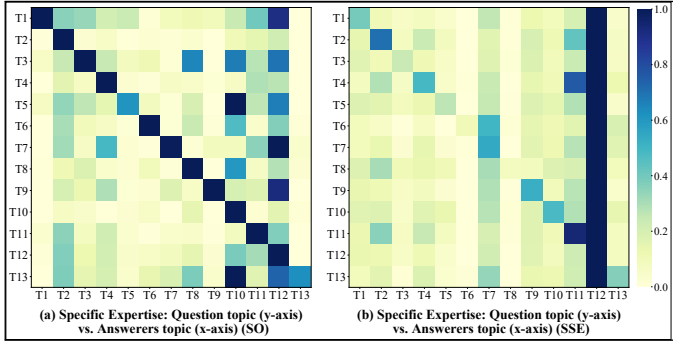


Fig. 5. Specific expertise with correlations between SV questions and user’s knowledge. **Notes:** Light to dark color shows weak to strong correlation. The values were normalized by the max and min values of each question topic.

SO, besides T12, users specialized in Memory-related Errors (T8 and T10) also answered the questions of other SV topics. These patterns might be because of the prevalence (RQ2) of topics T8 and T10 on SO as well as T12 on SSE. Conversely, Malwares (T1), Network Attacks (T9) and Brute-force/Timing Attacks (T13) on SO as well as Synchronization Errors (T6), Resource Leaks (T8) and T13 on SSE were unique answerer topics and mostly used to answer the same question topics. This is reasonable given their low topic proportions in RQ2. Furthermore, on SO, most answerers were relevant for each SV topic (dark color on the diagonal in Fig. 5a), but it was not always the case on SSE (see Fig. 5b). Such results suggest that the answerers on SO had more diverse SV knowledge than those on SSE.

Answers to RQ4: SV expertise was higher than other domains, but experts usually answered more popular and less difficult SV topics. SV expertise on SO was higher and more diverse than SSE. Memory errors on SO and Vulnerability Theory on SSE were common answerers’ SV knowledge.

E. RQ5: What Types of Answers are Given to SV Questions on Q&A Sites?

Our open card sorting process in RQ5 identified seven answer categories of SV discussion on Q&A sites (see Table VIII). Some answer types provide experience (DC/Co and Er) or language/platform-specific support (AT, ES and CS), which is hardly found on formal security sources. We then compared such answer types with the question categories of Treude et al. [41]. We did not include “Non-functional” and “Noise” question types since our posts were all related to security (non-functional requirement), and only the accepted (relevant) answers were selected for the RQ5 analysis, respectively. We found some reasonable matches, e.g., (dis)agreeing (DC/Co) with a decision (Decision Help) and providing different solutions to resolve unexpected situations (Discrepancy). Discrepancy and Error were also among the most frequent

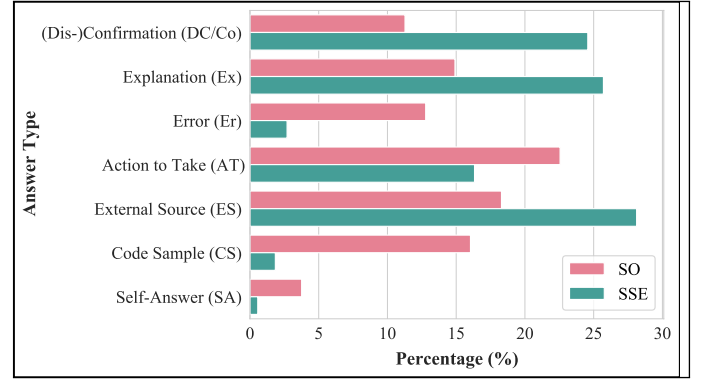


Fig. 6. Percentage of answer type for SV questions on Q&A sites.

question types, suggesting that our posts were about (security) issues/errors.

Regarding the distribution of answer types (see Fig. 6), Action to Take (AT) and External Sources (ES) were the most common answer types on SO and SSE, respectively; whereas, Self-Answer (SA) was the least frequent one on both sites. We also noticed that both sites usually referred to external sources (ES). The most common sources included Wikipedia, other posts (e.g., related answers), GitHub, product documentation (e.g., PHP, MySQL and Android) and security sources. It is noted that SSE suggested more diverse security sources (e.g., OWASP, CVE Details [60], Exploit-DB [61] and CWE) than SO (i.e., only OWASP). In overall, the answers for SV problems on SO were more technical, i.e., providing detailed instructions (AT) and/or code samples (CS), while SSE tended to share more experience (DC/Co and Ex) to help. For example, SO highlighted steps (AT) to fix Malwares (T1), General Memory Errors (T10) and XSS (T11) as well as code snippets for SQL Injection (T2), while SSE gave more relevant sources and explanations for such topics. Therefore, we recommend asking technical SV questions that involve debugging errors on SO and conceptual/opinion-based questions on SSE.

Answers to RQ5: We elicited seven answer types for SV questions. SO gave technical instructions and code, while SSE provided more explanatory and theoretical answers.

V. DISCUSSION

A. Implications of Our Study

Researchers. We have identified different types of SVs being discussed, for which researchers can develop robust detection/fixing methods, especially the popular and increasing ones like Brute-force/Timing Attacks and CSRF. We have also discovered that difficult topics did not attract much attention from experienced users on Q&A sites. This opens up opportunities for researchers to propose some content-based metrics to quantify the post/topic difficulty as well as

TABLE VIII
ANSWER TYPES OF SV DISCUSSION IDENTIFIED ON Q&A WEBSITES. **NOTE:** AN ANSWER CAN CONTAIN MORE THAN ONE TYPE OF SOLUTIONS.

Answer type of SV discussion	Description	Top-3 related question types [41]
(Dis-)Confirmation (DC/Co)	Confirm/agree or refute/disagree with a major point or concept made by the asker	Decision Help, How-to, Review
Explanation (Ex)	Explain concepts/definitions and “why” to take certain actions	Discrepancy, Decision Help, How-to
Error (Er)	Point out an error in the source code or another attachment of the initial question	Discrepancy, Error, How-to
Action to Take (AT)	Describe steps or explain “how” these steps can solve a problem	Discrepancy, How-to, Error
External Source (ES)	Provide reference/link to external source(s)	Discrepancy, How-to, Decision Help
Code Sample (CS)	Provide an explicit example of code snippet	Discrepancy, Error, How-to
Self-Answer (SA)	Answer given by the same user who submitted the question	Discrepancy, Error, How-to

alternative incentives to motivate experts to tackle such challenging questions. Lastly, we have identified some mechanisms being used to answer SV questions. However, the reliability of answers still remains unexplored. If the given solutions are flawed (e.g., obsolete links [62] or vulnerable code [63]) yet integrated, asker’s software systems would be exposed to many dangerous security threats.

Practitioners. We encourage experienced software developers and security experts to help out more on difficult SV topics, especially the vulnerability scanning and testing tools to detect malwares as well as CSRF. CSRF and File-related vulnerabilities are also on the increase; thus, developers should pay more attention to these SVs during design, development and maintenance of their software systems. Moreover, we suggest that practitioners should not expect to find updated information related to new/zero-day SVs on SO and SSE. Instead, they can discuss how to fix/identify known SVs on SO and ask general/theoretical questions about security issues on SSE. Lastly, we recommend developers always double-check and properly test given solutions before integrating into production code.

B. Threats to Validity

The first threat is with our data collection. We might have missed some SV-related posts on SO and SSE. It is hard to guarantee completeness without exhaustive manual validation, which is nearly impossible with nearly 70k posts. The selected posts were also checked by three of the authors.

The thirteen SV topics found can be of concern as well. We do not claim that these are the only SV topics, but after the manual validation and comparison with the existing taxonomies, the identified topics are the dominant ones on SO and SSE. In addition, the taxonomy of answers proposed in RQ5 may not be perfect, but we did examine a sample of significant size [39] and cross-check with three of the authors.

The generalizability of our study is another threat. The patterns we found may not be the same for other Q&A sites and domains. However, the reported patterns for SV discussion on SO and SSE were at least confirmed significant using statistical tests with p -values < 0.05 . We also released our code and data at [22] for reuse and extension to other domains.

VI. RELATED WORK

A. Topic Modeling on Q&A Websites

Q&A websites like Stack Overflow (SO) contain a large number of discussion posts. Latent Dirichlet Allocation (LDA) [21] has been commonly used to extract the taxonomy/topics of different domains from such posts. In 2014, a seminal work of Barua et al. [33] discovered the topics of all posts on SO. They also found that LDA managed to identify more robust topics than the tagging system on SO. Subsequently, many other studies have used LDA to analyze discussions of specific domains, e.g., security [17], mobile computing [59], concurrent computing [42], machine learning [58], deep learning [56] and big data [34]. However, these existing studies did not investigate the expertise and types of answers. Moreover, despite having some overlapping topics with Yang et al. [17], our work focused more on vulnerabilities of security implementation/maintenance on both SO and SSE. For example, we have found CSRF is an fast-growing type of SVs, which was missed in [17].

B. Security Vulnerability Analytics Using Open Sources

Security vulnerability analytics have long been of interest to researchers. In 2006, Frei et al. [64] were among the first to study the life cycle of SVs using open-source security advisories. After that, using various security sources, Shahzad et al. [3], [65] conducted a large-scale study to investigate the phases, evolution, functionalities, risk score (CVSS [28]), exploitation, vendors and products of reported SVs. There is another active research trend to build prediction models to analyze SVs. In 2010, Bozorgi et al. [66] predicted the likelihood and time of SV exploitation using Support Vector Machine. Since then, there have been many studies on building/improving Machine Learning (e.g., [67]–[69]) and Deep Learning (e.g., [5], [70], [71]) models to predict the characteristics of SVs using formal security sources (e.g., CVE, NVD and CWE). There is a recent study [72] on predicting GitHub activities using formal security mentions on social media like Twitter and Reddit. However, to the best of our knowledge, we are the first to perform vulnerability analytics on developer Q&A sites, namely SO and SSE.

VII. CONCLUSIONS AND FUTURE WORKS

Through a large-scale study of 67,864 posts on SO and SSE, we have unveiled the mysteries of SV discussion on

Q&A sites. We first showed that these sites did not align with the SV categorization and patterns of security sources. Thus, we used LDA to devise thirteen commonly discussed SV topics on Q&A sites. Among these topics, we discovered the popular (e.g., Brute-force/Timing Attacks) and difficult (e.g., Vulnerability Testing) ones. The expertise for SV topics was high, but the knowledge sharing between the sites was still limited, and some topics (e.g., Vulnerability Testing and Malwares) required more attention from experts. Moreover, memory-related knowledge was widely available on SO, while Vulnerability Theory was commonly known on SSE. We also identified seven answer types to SV questions on Q&A sites, in which SO offered more “how-to” solutions, while replies on SSE targeted more “what” and “why” questions. Overall, Q&A sites do support SV discussion, but there is a fair disconnection between SO and SSE, and more effort is required to motivate similar engagement in difficult topics as in popular ones. Our findings would support researchers and practitioners with their SV knowledge acquisition and sharing to develop and maintain secure software.

In the future, we plan to correlate the findings of SV discussion on Q&A sites with the vulnerability detection and fixing activities on version control systems such as GitHub.

ACKNOWLEDGMENT

The work was supported by the Cyber Security Research Centre Limited whose activities are partially funded by the Australian Government’s Cooperative Research Centres Programme.

REFERENCES

- [1] S. M. Ghaffarian and H. R. Shahriari, “Software vulnerability analysis and discovery using machine-learning and data-mining techniques: A survey,” *ACM Computing Surveys (CSUR)*, vol. 50, no. 4, pp. 1–36, 2017.
- [2] D. Zou, S. Wang, S. Xu, Z. Li, and H. Jin, “ μ vuldeepecker: A deep learning-based system for multiclass vulnerability detection,” *IEEE Transactions on Dependable and Secure Computing*, 2019.
- [3] M. Shahzad, M. Z. Shafiq, and A. X. Liu, “Large scale characterization of software vulnerability life cycles,” *IEEE Transactions on Dependable and Secure Computing*, 2019.
- [4] F. Li and V. Paxson, “A large-scale empirical study of security patches,” in *Proceedings of the 2017 ACM SIGSAC Conference on Computer and Communications Security*, 2017, pp. 2201–2215.
- [5] Z. Han, X. Li, Z. Xing, H. Liu, and Z. Feng, “Learning to predict severity of software vulnerability using only vulnerability description,” in *2017 IEEE International Conference on Software Maintenance and Evolution (ICSME)*. IEEE, 2017, pp. 125–136.
- [6] M. Corporation. (2020, June) Common vulnerabilities and exposures. [Online]. Available: <https://cve.mitre.org/>
- [7] NIST. (2020, June) National vulnerability database. [Online]. Available: <https://nvd.nist.gov/>
- [8] M. Corporation. (2020, June) Common weakness enumeration. [Online]. Available: <https://cwe.mitre.org/>
- [9] OWASP. (2020, June) Open web application security project. [Online]. Available: https://www.owasp.org/index.php/Main_Page
- [10] NIST. (2020, June) Forum for vendors on nvd. [Online]. Available: <https://nvd.nist.gov/vuln/vendor-comments>
- [11] M. Corporation. (2020, June) Sql injection mitigations in cwe. [Online]. Available: https://cwe.mitre.org/data/definitions/89.html#oc_89_Potential_Mitigations
- [12] I. Stack Exchange. (2020, June) Post id 60174 on stack overflow. [Online]. Available: <https://stackoverflow.com/questions/60174/>
- [13] ——. (2020, June) Post id 15778572 on stack overflow. [Online]. Available: <https://stackoverflow.com/questions/15778572/>
- [14] ——. (2020, June) Stack exchange sites. [Online]. Available: <https://stackexchange.com/sites>
- [15] ——. (2020, June) Stack overflow. [Online]. Available: <https://stackoverflow.com/>
- [16] ——. (2020, June) Security stackexchange. [Online]. Available: <https://security.stackexchange.com/>
- [17] X.-L. Yang, D. Lo, X. Xia, Z.-Y. Wan, and J.-L. Sun, “What security questions do developers ask? a large-scale study of stack overflow posts,” *Journal of Computer Science and Technology*, vol. 31, no. 5, pp. 910–924, 2016.
- [18] S. Bayati and M. Heidary, “Information security in software engineering, analysis of developers communications about security in social q&a website,” in *Pacific-Asia Workshop on Intelligence and Security Informatics*. Springer, 2016, pp. 193–202.
- [19] T. Lopez, T. Tun, A. Bandara, L. Mark, B. Nuseibeh, and H. Sharp, “An anatomy of security conversations in stack overflow,” in *2019 IEEE/ACM 41st International Conference on Software Engineering: Software Engineering in Society (ICSE-SEIS)*. IEEE, 2019, pp. 31–40.
- [20] T. Lopez, T. T. Tun, A. Bandara, M. Levine, B. Nuseibeh, and H. Sharp, “An investigation of security conversations in stack overflow: perceptions of security and community involvement,” in *Proceedings of the 1st International Workshop on Security Awareness from Design to Deployment*, 2018, pp. 26–32.
- [21] D. M. Blei, A. Y. Ng, and M. I. Jordan, “Latent dirichlet allocation,” *Journal of machine learning research*, vol. 3, no. Jan, pp. 993–1022, 2003.
- [22] P. authors. (2020, June) Reproduction package. [Online]. Available: <https://figshare.com/s/8e00efc88ba4ae25306f>
- [23] I. Stack Exchange. (2020, June) Post id 29098142 on stack overflow. [Online]. Available: <https://stackoverflow.com/questions/29098142>
- [24] ——. (2020, June) Post id 685855 on stack overflow. [Online]. Available: <https://stackoverflow.com/questions/685855>
- [25] ——. (2020, June) Post id 3226374 on stack overflow. [Online]. Available: <https://stackoverflow.com/questions/3226374>
- [26] ——. (2020, June) Post id 38539393 on stack overflow. [Online]. Available: <https://stackoverflow.com/questions/38539393>
- [27] ——. (2020, June) Post id 110575 on stack overflow. [Online]. Available: <https://stackoverflow.com/questions/110575>
- [28] FIRST. (2020, June) Common vulnerability scoring system. [Online]. Available: <https://www.first.org/cvss/>
- [29] S. Meldrum, S. A. Licorish, and B. T. R. Savarimuthu, “Crowdsourced knowledge on stack overflow: A systematic mapping study,” in *Proceedings of the 21st International Conference on Evaluation and Assessment in Software Engineering*, 2017, pp. 180–185.
- [30] M. Corporation. (2020, June) Top 25 cwe. [Online]. Available: <https://cwe.mitre.org/top25/>
- [31] OWASP. (2020, June) Top 10 owasp. [Online]. Available: <https://owasp.org/www-project-top-ten/>
- [32] M. Corporation. (2020, June) Sub-level cwes of top-10 owasp in cwe. [Online]. Available: <https://cwe.mitre.org/data/definitions/1026.html>
- [33] A. Barua, S. W. Thomas, and A. E. Hassan, “What are developers talking about? an analysis of topics and trends in stack overflow,” *Empirical Software Engineering*, vol. 19, no. 3, pp. 619–654, 2014.
- [34] M. Bagherzadeh and R. Khatchadourian, “Going big: a large-scale study on what big data developers ask,” in *Proceedings of the 2019 27th ACM Joint Meeting on European Software Engineering Conference and Symposium on the Foundations of Software Engineering*, 2019, pp. 432–442.
- [35] B. V. Hanrahan, G. Convertino, and L. Nelson, “Modeling problem difficulty and expertise in stackoverflow,” in *Proceedings of the ACM 2012 conference on Computer Supported Cooperative Work Companion*, 2012, pp. 91–94.
- [36] Q. Jipeng, Q. Zhenyu, L. Yun, Y. Yunhao, and W. Xindong, “Short text topic modeling techniques, applications, and performance: a survey,” *arXiv preprint arXiv:1904.07695*, 2019.
- [37] L. Hong and B. D. Davison, “Empirical study of topic modeling in twitter,” in *Proceedings of the first workshop on social media analytics*, 2010, pp. 80–88.
- [38] S. Fincher and J. Tenenber, “Making sense of card sorting data,” *Expert Systems*, vol. 22, no. 3, pp. 89–93, 2005.
- [39] W. G. Cochran, *Sampling techniques*. John Wiley & Sons, 2007.

- [40] M. L. McHugh, "Interrater reliability: the kappa statistic," *Biochemia medica: Biochemia medica*, vol. 22, no. 3, pp. 276–282, 2012.
- [41] C. Treude, O. Barzilay, and M.-A. Storey, "How do programmers ask and answer questions on the web?(nier track)," in *Proceedings of the 33rd international conference on software engineering*, 2011, pp. 804–807.
- [42] S. Ahmed and M. Bagherzadeh, "What do concurrency developers ask about? a large-scale study using stack overflow," in *Proceedings of the 12th ACM/IEEE International Symposium on Empirical Software Engineering and Measurement*, 2018, pp. 1–10.
- [43] D. Pletea, B. Vasilescu, and A. Serebrenik, "Security and emotion: sentiment analysis of security discussions on github," in *Proceedings of the 11th working conference on mining software repositories*, 2014, pp. 348–351.
- [44] I. Stack Exchange. (2020, June) Stackexchange data explore. [Online]. Available: <https://data.stackexchange.com/>
- [45] ——. (2020, June) Post id 175264 on security stackexchange. [Online]. Available: <https://security.stackexchange.com/questions/175264>
- [46] M. F. Porter *et al.*, "An algorithm for suffix stripping," *Program*, vol. 14, no. 3, pp. 130–137, 1980.
- [47] F. Pedregosa, G. Varoquaux, A. Gramfort, V. Michel, B. Thirion, O. Grisel, M. Blondel, P. Prettenhofer, R. Weiss, V. Dubourg *et al.*, "Scikit-learn: Machine learning in python," *the Journal of machine Learning research*, vol. 12, pp. 2825–2830, 2011.
- [48] E. Loper and S. Bird, "Nltk: the natural language toolkit," *arXiv preprint cs/0205028*, 2002.
- [49] M. Röder, A. Both, and A. Hinneburg, "Exploring the space of topic coherence measures," in *Proceedings of the eighth ACM international conference on Web search and data mining*, 2015, pp. 399–408.
- [50] R. Rehurek and P. Sojka, "Software framework for topic modelling with large corpora," in *In Proceedings of the LREC 2010 Workshop on New Challenges for NLP Frameworks*. Citeseer, 2010.
- [51] M. Zahedi, M. Ali Babar, and C. Treude, "An empirical study of security issues posted in open source projects," in *Proceedings of the 51st Hawaii International Conference on System Sciences*, 2018.
- [52] H. B. Mann, "Nonparametric tests against trend," *Econometrica: Journal of the Econometric Society*, pp. 245–259, 1945.
- [53] M. G. Kendall, "Rank correlation methods." 1948.
- [54] W. R. Knight, "A computer method for calculating kendall's tau with ungrouped data," *Journal of the American Statistical Association*, vol. 61, no. 314, pp. 436–439, 1966.
- [55] H. B. Mann and D. R. Whitney, "On a test of whether one of two random variables is stochastically larger than the other," *The annals of mathematical statistics*, pp. 50–60, 1947.
- [56] J. Han, E. Shihab, Z. Wan, S. Deng, and X. Xia, "What do programmers discuss about deep learning frameworks," *Empirical Software Engineering*.
- [57] Z. Wan, X. Xia, and A. E. Hassan, "What is discussed about blockchain? a case study on the use of balanced lda and the reference architecture of a domain to capture online discussions about blockchain platforms across the stack exchange communities," *IEEE Transactions on Software Engineering*, 2019.
- [58] A. A. Bangash, H. Sahar, S. Chowdhury, A. W. Wong, A. Hindle, and K. Ali, "What do developers know about machine learning: a study of ml discussions on stackoverflow," in *2019 IEEE/ACM 16th International Conference on Mining Software Repositories (MSR)*. IEEE, 2019, pp. 260–264.
- [59] C. Rosen and E. Shihab, "What are mobile developers asking about? a large scale study using stack overflow," *Empirical Software Engineering*, vol. 21, no. 3, pp. 1192–1223, 2016.
- [60] C. Details. (2020, June) Cve details. [Online]. Available: www.cvedetails.com
- [61] E. Database. (2020, June) Exploit database. [Online]. Available: www.exploit-db.com
- [62] H. Hata, C. Treude, R. G. Kula, and T. Ishio, "9.6 million links in source code comments: purpose, evolution, and decay," in *2019 IEEE/ACM 41st International Conference on Software Engineering (ICSE)*. IEEE, 2019, pp. 1211–1221.
- [63] M. Chen, F. Fischer, N. Meng, X. Wang, and J. Grossklags, "How reliable is the crowdsourced knowledge of security implementation?" in *2019 IEEE/ACM 41st International Conference on Software Engineering (ICSE)*. IEEE, 2019, pp. 536–547.
- [64] S. Frei, M. May, U. Fiedler, and B. Plattner, "Large-scale vulnerability analysis," in *Proceedings of the 2006 SIGCOMM workshop on Large-scale attack defense*, 2006, pp. 131–138.
- [65] M. Shahzad, M. Z. Shafiq, and A. X. Liu, "A large scale exploratory analysis of software vulnerability life cycles," in *2012 34th International Conference on Software Engineering (ICSE)*. IEEE, 2012, pp. 771–781.
- [66] M. Bozorgi, L. K. Saul, S. Savage, and G. M. Voelker, "Beyond heuristics: learning to classify vulnerabilities and predict exploits," in *Proceedings of the 16th ACM SIGKDD international conference on Knowledge discovery and data mining*, 2010, pp. 105–114.
- [67] T. H. M. Le, B. Sabir, and M. A. Babar, "Automated software vulnerability assessment with concept drift," in *2019 IEEE/ACM 16th International Conference on Mining Software Repositories (MSR)*. IEEE, 2019, pp. 371–382.
- [68] G. Spanos and L. Angelis, "A multi-target approach to estimate software vulnerability characteristics and severity scores," *Journal of Systems and Software*, vol. 146, pp. 152–166, 2018.
- [69] Y. Yamamoto, D. Miyamoto, and M. Nakayama, "Text-mining approach for estimating vulnerability score," in *2015 4th International Workshop on Building Analysis Datasets and Gathering Experience Returns for Security (BADGERS)*. IEEE, 2015, pp. 67–73.
- [70] S. E. Sahin and A. Tosun, "A conceptual replication on predicting the severity of software vulnerabilities," in *Proceedings of the Evaluation and Assessment on Software Engineering*, 2019, pp. 244–250.
- [71] Z. Han, X. Li, H. Liu, Z. Xing, and Z. Feng, "Deepweak: Reasoning common software weaknesses via knowledge graph embedding," in *2018 IEEE 25th International Conference on Software Analysis, Evolution and Reengineering (SANER)*. IEEE, 2018, pp. 456–466.
- [72] S. Horawalavithana, A. Bhattacharjee, R. Liu, N. Choudhury, L. O. Hall, and A. Iamnitchi, "Mentions of security vulnerabilities on reddit, twitter and github," in *IEEE/WIC/ACM International Conference on Web Intelligence*, 2019, pp. 200–207.