

RG flows in Non-Perturbative Gauge-Higgs Unification II. Effective action for the Higgs phase near the quantum phase transition

Nikos Irges and Fotis Koutroulis

Department of Physics
National Technical University of Athens
Zografou Campus, GR-15780 Athens, Greece
e-mail: irges@mail.ntua.gr, fkoutroulis@central.ntua.gr

Abstract

We construct the zero temperature (no compact dimensions) effective action for an $SU(2)$ Yang-Mills theory in five dimensions, with boundary conditions that reduce the symmetry on the four-dimensional boundary located at the origin to a $U(1)$ -complex scalar system. In order to be sensitive to the Higgs phase, we need to include higher dimensional operators in the effective action, which can be naturally achieved by generating it by expanding the corresponding lattice construction in small lattice spacing, taking the naive continuum limit and then renormalizing. In addition, we build in the effective action non-perturbative information, related to a first order quantum phase transition known to exist. As a result, the effective action acquires a finite cut-off that is low and the fine tuning of the scalar mass is rather mild.

Contents

| | | |
|----------|---|-----------|
| 1 | Introduction | 3 |
| 2 | Quantization with higher derivative operators | 6 |
| 2.1 | The ghost-free basis of the gauge-fixed classical action | 8 |
| 2.2 | One loop corrections | 11 |
| 2.3 | Renormalization and β -functions | 20 |
| 3 | The Higgs phase | 28 |
| 3.1 | The scalar potential and a comparison to the Coleman-Weinberg model | 28 |
| 3.2 | What if polynomial potential terms where allowed? | 35 |
| 4 | The effective action near the Higgs-Hybrid phase transition | 36 |
| 4.1 | Matching RG flows in the Higgs and Hybrid phases | 39 |
| 4.2 | Physics in the vicinity of the phase transition | 44 |
| 4.3 | Lines of Constant Physics | 49 |
| 5 | Conclusion | 52 |
| | Appendices | 55 |
| A | Review of the NPGHU model | 55 |
| A.1 | The orbifold lattice action | 56 |
| A.2 | The Boundary-Hybrid action with higher order terms | 58 |
| A.3 | The Bulk action with higher order terms | 65 |
| B | Field redefinition and gauge invariance | 68 |
| C | Feynman Rules for the Boundary-Hybrid action | 72 |
| D | Review of the Coleman-Weinberg model | 74 |

1 Introduction

The target of the present work, a sequel to [1], is the construction of a four-dimensional (4d) continuum effective action for a five-dimensional (5d) model, originally constructed on the lattice [2, 3, 4] and dubbed as a model of Non-Perturbative Gauge-Higgs Unification (NPGHU). The model in its simplest version has a pure $SU(2)$ gauge symmetry in 5d with orbifold boundary conditions that generate a 4d boundary on which a $U(1)$ gauge field coupled to a complex scalar survive. The main novel property of this model is that, at the non-perturbative level, it exhibits spontaneous breaking of its gauge symmetry in infinite fifth dimension [3, 5, 8, 9, 10], which distinguishes it from extra-dimensional models where the scalar potential is of a finite temperature type, inversely proportional to the size of the extra dimension. Its pure bosonic nature sets it apart also from similar mechanisms where the presence of fermions is necessary in order that a Higgs mechanism is triggered. The absence of any polynomial terms in the (quantum) effective scalar potential distinguishes it from models with a classical potential but also from the Coleman-Weinberg model [11] and its generalizations, where at least a quartic potential operator appears at the classical level. These features seem to point to a new class of Higgs-type mechanisms and for this reason it is worth investigating them in detail [12, 13]. A further motivation is related to the fact that in the Higgs phase, the ratio of the scalar to the gauge boson mass near the 5d "bulk" or "zero-temperature" or "quantum" phase transition and not far from the triple point on the phase diagram turns out to be numerically close to the corresponding ratio of the Higgs to the Z boson mass in the Standard Model [9]. This regime is near the line of first order phase transitions that separates the Higgs phase from the "Hybrid" phase, where in the bulk the system decomposes into a weakly interacting array of 4d, confined hyperplanes. The third phase is just a 5d Confined phase with which we will not be concerned here. Finally, because of the fact that the quantum phase transition of interest is of first order, the effective action must be constructed with a finite cut-off. It is non-trivial that such an effective action exists at all in a perturbatively non-renormalizable theory but if it does and the associated cut-off is low, it may give us a possible resolution to the Higgs mass fine tuning problem. Being able to draw Lines of Constant Physics (LCP), that is lines on the phase diagram ending on the phase transition along which the mass spectrum remains constant, supports such a conclusion.

In part I of this work [1], we outlined the strategy for building a continuum effective action starting from the lattice construction, which we briefly review. Start from the lattice plaquette action and expand it in small lattice spacing. It is known that this process generates an infinite tower of operators of increasing classical dimension, with the ones of dimension larger than d , typically called Higher Dimensional Operators (HDO).¹ Truncating the expansion at a given order and then taking the naive continuum limit, gives us a classical, continuum effective action that may be quantized. In part I we truncated this expansion at the leading order (LO) in the lattice spacing, while here we will truncate it at next to leading order (NLO), thus including

¹At a fixed order in the power of the lattice spacing there may also be generated gauge variant operators (lattice artefacts) that we must drop in a continuum approach.

the dominant HDO.² The reason is that the LO effective action can reproduce several of the non-perturbative properties of the system seen on the lattice but not the ones associated with the Higgs mechanism. As we will see, the additional presence of the HDO at NLO, will also unlock the physical properties of the Higgs phase. In Appendix A there is a review of the lattice model and the construction of the classical continuum action from it, that we wish to quantize here. At the end of the process described there, a continuum action enhanced with HDO, for both the 4d boundary and the 5d bulk, is obtained. Then we focus on the boundary action which we renormalize diagrammatically at 1-loop order and obtain its quantum effective version. Subsequently, we analyze the renormalized scalar potential in order to expose the Higgs mechanism on the four-dimensional boundary. It is important to notice that the boundary effective action, even though naively decoupled from the bulk, carries information of its 5d origin, hidden inside its couplings and the constrained way it can move on the phase diagram that contains genuinely 5d structures, such quantum phase transitions. We point out to this effect a subtle constraint that the boundary RG flows are subject to. Since the phase transition is a place where the effective cut-off assumes its maximum possible value (apart from the trivial Gaussian fixed point), RG flows in the respective phases that the line of phase transitions separates and that terminate at the same point on the line of phase transitions, are necessarily correlated. Taking into account the fact that some of the phase transitions are of a bulk origin and that the system near them is dimensionally reduced via localization, results in non-trivial constraints that the most general, unconstrained 4d effective action with the same field and operator content, would not see.

We do not have to do any explicit new calculations regarding the bulk, as we can safely use known results for both the case where the system is dimensionally reduced to 4d planes, in which case the RG flow along the 4d planes is just that of an asymptotically free 4d $SU(2)$ coupling and for the 5d bulk in the absence of dimensional reduction we can use results from [1] when HDO are absent and from [17, 18, 19, 20] when HDO are present.

The non-perturbative phase diagram is determined by two dimensionless couplings, β_4 and β_5 , or equivalently by β and γ , (see Eq. (A.10)) with γ referred to as the anisotropy parameter. As implied by the terminology, this amounts to introducing an anisotropy in the fifth dimension without disrupting the four-dimensional Euclidean/Lorentz invariance in the naive continuum limit, which disappears when $\gamma = 1$. The dimensionful quantities out of which these couplings are constructed, are the lattice spacings a_4 and a_5 along the 4d and extra dimension respectively and the 5d gauge coupling g_5 that has dimension $-1/2$ in 5d. Practically on the lattice the extent of the fifth dimension is always finite, introducing in principle an extra dimensionful parameter R , the physical length of the fifth dimension. In [1] it is explained how it can be removed from the continuum effective action: since the lattice has a reflection symmetry about the middle point along the extra dimension, it can be folded about it and then the limit of infinite points in the fifth dimension can be taken. As a result, we end up with a semi-infinite dimension at the

²In a lattice language such a process is called Symanzik's improvement and it was conducted for the first time, for a pure Yangs-Mills gauge theory, in [14]. For its application to lattice QCD, see [15].

origin of which the 4d boundary sits and the phase diagram is truly 2-dimensional, parametrized by β_4 and β_5 only.

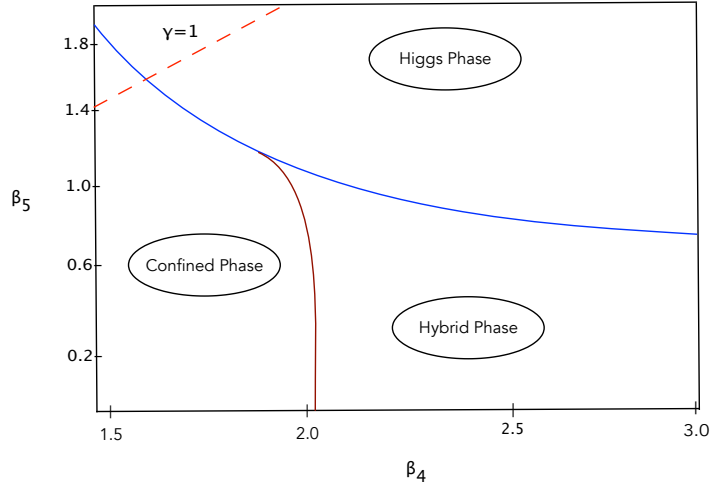


Figure 1: The Phase Diagram of the anisotropic orbifold lattice [8, 9]. It exhibits three distinct phases, the Confined, the Higgs and the Hybrid phase, separated by either bulk-driven (blue) or by boundary-driven (red) first-order phase transitions. The dashed line corresponds to $\gamma = 1$.

A crucial step in our construction of a continuum effective action is relating lattice to continuum parameters. In the continuum, the boundary theory will have a dimensionless 4d coupling and at the quantum level it will develop two dimensionful scales: a regularization scale, say μ in Dimensional Regularization (DR) and a vacuum expectation value (vev) v in the Higgs phase. The structure of the phase diagram [8, 9] will guide us in this respect and it is useful to review it in some more detail. For general γ , the model exhibits three distinct phases, separated by first-order phase transitions. These are a Higgs phase, a Hybrid phase and a Confined phase, see Fig. 1. We point out here certain features of this phase diagram which will have to be incorporated in, or reproduced by, the continuum effective action. Actually, the first feature will be reproduced by it while the second will have to be input, as perturbation theory seems to be blind to it. The first feature is the fact that the line that separates the Higgs from the other two phases (blue line in Fig. 1) is bulk driven. This just means that it is unaffected by the boundary conditions and it is present even on a fully periodic, infinite lattice. For the effective action this implies that the presence of this phase transition should be detectable by 5d equations only. This was done in [1] using the ε -expansion, according to which the bulk driven phase transition may be re-constructed as a line of 5d Wilson-Fisher (WF) fixed points. The subtle issue with this is that a WF fixed point is usually interpreted as the sign of a second order phase transition, whereas here we are after a first order transition. Such a distinction while not important in [1] where the LO expansion could not distinguish first from second order phase transitions, here with HDO developing in a NLO expansion, becomes necessary. The second non-perturbative

property that has been observed on the lattice is that the entire Hybrid phase, as well as the Higgs phase but only near the Higgs-Hybrid phase transition, are layered. This seems to be a fully non-perturbative property [21], not seen by the ε -expansion and it must be built in by hand in the effective action. The way to do it is to set for the $d = 4 - \varepsilon$ parameter $\varepsilon = -1$ when locating the bulk driven phase transition as a line of WF points, but use $\varepsilon = 0$ when computing the spectrum and the RG flows in the dimensionally reduced regimes. When locating the phase transition as a first order transition, we can use instead purely $d = 4$ language, which however should result in small deviations from the second order, WF line. This would imply that the first order transition is weak. The phase transition that separates the Hybrid and Confined phases on the other hand, is boundary driven. Indeed, its presence is a non-trivial consistency fact of dimensional reduction, as the boundary of the system has the degrees of freedom of an Abelian-Higgs model, where such a phase transition is indeed present (for Higgs charge 2). The 5d Confined phase will not concern us here much. Finally, there is the above mentioned link between the lattice and continuum parameters that we need. As explained in detail in [1], this comes down to a relation of the form

$$\mu = \frac{F(\beta_4, \beta_5)}{a_4} \quad (1.1)$$

which relates the DR regularization scale μ to the lattice spacing a_4 . In general and especially in a non-perturbative regime of a non-renormalizable, spontaneously broken theory, $F(\beta_4, \beta_5)$ may be a complicated function. Its perturbative effect will be taken into account by promoting the fixed numerical factors that lattice spacing expansion generates in front of operators to general couplings, to be determined by the renormalization process. As far as its non-perturbative effects are concerned built in the effective action, as argued in [1], near the phase transition it can be safely approximated by a constant.

We finally point out that even though we carry out our analysis for a specific model, analogous considerations are expected to apply for any quantum gauge theory with boundaries of reduced gauge symmetry and a phase diagram of similar structure. This is a rather broad class of models whose zero temperature properties have not been yet sufficiently investigated.

2 Quantization with higher derivative operators

Here we become more specific of the action to be quantized. The starting point is the lattice orbifold action S^{orb} defined in [2, 4] and reproduced in Appendix A:

$$S^{\text{orb}} = S^{\text{b-h}} + S^B, \quad (2.1)$$

with $S^{\text{b-h}}$ the Boundary-Hybrid action and S^B the bulk action, given by Eq. (A.8) and Eq. (A.9). These are

$$S^{\text{b-h}} = \frac{1}{2N} \sum_{n_\mu} \left[\frac{\beta_4}{2} \sum_{\mu < \nu} \text{tr} \left\{ 1 - U_{\mu\nu}^b(n_\mu, 0) \right\} + \beta_5 \sum_{\mu} \text{tr} \left\{ 1 - U_{\mu 5}^h(n_\mu, 0) \right\} \right]$$

and

$$S^B = \frac{1}{2N} \sum_{n_\mu, n_5} \left[\beta_4 \sum_{\mu < \nu} \text{tr} \left\{ 1 - U_{\mu\nu}(n_\mu, n_5) \right\} + \beta_5 \sum_{\mu} \text{tr} \left\{ 1 - U_{\mu 5}(n_\mu, n_5) \right\} \right],$$

respectively. $N = 2$ for $SU(2)$, β_4 and β_5 are the lattice couplings, n_μ, n_5 the discrete coordinates of the nodes and U_{MN} is the plaquette lying in the MN directions, with $M, N = \mu, 5$. The Boundary-Hybrid action represents plaquettes lying on the boundary and plaquettes that are orthogonal to it with one of their sides only on the boundary. The Bulk action represents all other plaquettes. The lattice spacings in which the above actions are to be expanded are in the definitions

$$\beta_4 = \frac{4}{g_4^2}, \quad \beta_5 = \frac{4a_4^2}{a_5^2 g_4^2} \quad (2.2)$$

with g_4 a dimensionless derived coupling, defined in terms of the 5d gauge coupling as $g_4^2 = g_5^2/a_5$. From these definitions it is clear that the model has three raw dimensionful parameters (a_4, a_5 and g_5), or two dimensionless (β_4 and β_5). Expanding now in small a_4 and a_5 and truncating at next to leading order in the expansion, yields

$$S^{\text{b-h}} = \sum_{n_\mu} a_4^4 \sum_{\mu} \left[\sum_{\nu} \left(\frac{1}{4} F_{\mu\nu}^3 F_{\mu\nu}^3 + \frac{1}{16} a_4^2 (\hat{\Delta}_\mu F_{\mu\nu}^3) (\hat{\Delta}_\mu F_{\mu\nu}^3) \right) + |\hat{D}_\mu \phi|^2 + \frac{a_4^2}{4} |\hat{D}_\mu \hat{D}_\mu \phi|^2 \right] \quad (2.3)$$

for the Boundary-Hybrid part of the action, on which we will mainly concentrate. For the details of this step, as well as for the analogous step for the Bulk part, see Appendix A.

Next, we have to take the naive continuum limit to obtain a continuum action. For that purpose we exploit Eq. (A.18) along with $\hat{\Delta}_\mu \rightarrow \partial_\mu$, $\hat{D}_\mu \rightarrow D_\mu$ and $\hat{p}_M = (2/a_M) \sin(a_M p_M/2) \rightarrow p_M$. Moreover we move to Minkowski space with metric $\eta_{\mu\nu} \equiv (+, -, -, -)$. These are standard operations and they are also shown in detail in Appendix A. Here we only comment on the handling of the dimension 6 operators multiplied by a_4^2 , for which we use Eq. (1.1). After these steps, we arrive at

$$S^{\text{b-h}} = \int d^4 x \left[-\frac{1}{4} F_{\mu\nu}^3 F^{3,\mu\nu} + |D_\mu \phi|^2 + \frac{c_\alpha^{(6)}}{2\mu^2} (\partial^\mu F_{\mu\nu}^3) (\partial_\mu F^{3,\mu\nu}) - \frac{c_2^{(6)}}{\mu^2} |D^\mu D_\mu \phi|^2 \right], \quad (2.4)$$

where ϕ is a complex scalar field, A_μ^3 is the photon field and $F_{\mu\nu}^3 = \partial_\mu A_\nu^3 - \partial_\nu A_\mu^3$. The couplings $c_\alpha^{(6)}$ and $c_2^{(6)}$ are introduced for the HDO of the gauge and scalar field respectively, absorbing the unknown function F in Eq. (1.1). The final step before the quantization process starts is to interpret μ in Eq. (2.4). In principle we could leave it as it is (see [22]), however we can rewrite it in a more convenient form that resembles usual Effective Field Theory (EFT) treatments. Multiplying and dividing by a constant scale Λ^2 and absorbing Λ^2/μ^2 in the couplings, we can replace $\mu \rightarrow \Lambda$ in Eq. (2.4). Now Λ can be regarded as the cut-off of the EFT. In fact, we will see that in our case Λ is not an external scale that must be introduced at this point by hand. It is rather an internal scale, given by the value of the regulating scale at the phase transition, μ_* , where it assumes its maximum value. Notice that we could have arrived at Eq. (2.4) directly by using gauge invariance. One reason we went through the painful process of generating it

by expanding the lattice action is because of the anisotropy factor γ , hiding in the covariant derivative $D_\mu = \partial_\mu - ig_4 A_\mu^3$, where

$$g_4^2 = \frac{g_5^2}{a_5} = \frac{g_5^2 a_4}{a_4 a_5} = \frac{g_5^2}{a_4} \gamma = g^2 \gamma. \quad (2.5)$$

In the above we have used the bare value of the anisotropy originating from Eq. (2.2) and defined another convenient dimensionless coupling, $g^2 = g_5^2/a_4 = g_4^2/\gamma$. The presence of γ is non-trivial since it opens a second dimension in the phase diagram, where new phases and a triple point appear, among others. But there is another, equally important reason. Notice that in the presence of quadratic and quartic potential terms for the complex scalar, Eq. (2.4) would be just the Lee-Wick Scalar QED whose 1-loop renormalization was extensively studied in [7]. However, the above effective action does not have a scalar potential since the lattice does not produce polynomial terms for the boundary effective action at any order in the expansion in the lattice spacings. Using standard jargon, our Higher Dimensional Operators are exclusively Higher Derivative Operators. This is due to the 5d origin of the boundary theory and it is a crucial characteristic of our model which distinguishes it from other models of the sort.

2.1 The ghost-free basis of the gauge-fixed classical action

Now we are almost ready to renormalize the Lagrangean at 1-loop level, obtain its β -functions and through them determine the Renormalization Group (RG) flows. We have to tackle one more obstacle though, associated with the scalar HDO in Eq. (2.4) which contains an Ostrogradsky instability. We will deal with this immediately, but first we will fix the gauge. The gauge-fixing term for the bulk action is $\partial_M A_M^A$ while for the boundary, using the boundary conditions as in [1], it is $\partial_\mu A_\mu^3$. The same is true for the Faddeev-Popov ghosts which in the bulk are \bar{c}^A, c^A and on the boundary \bar{c}^3, c^3 . In the latter case recall that the Faddeev-Popov ghosts are decoupled from the spectrum. Given the above, the gauge-fixed $S^{\text{b-h}}$ reads

$$\begin{aligned} S^{\text{b-h}} = & \int d^4x \left[-\frac{1}{4} F_{\mu\nu}^3 F^{3,\mu\nu} - \frac{1}{2\xi} (\partial^\mu A_\mu^3)^2 + |D_\mu \phi|^2 \right. \\ & \left. + \frac{c_\alpha^{(6)}}{2\Lambda^2} (\partial^\mu F_{\mu\nu}^3) (\partial_\mu F^{3,\mu\nu}) - \frac{c_2^{(6)}}{\Lambda^2} |D^\mu D_\mu \phi|^2 + \partial^\mu \bar{c}^3 \partial_\mu c^3 \right]. \end{aligned} \quad (2.6)$$

The instability is exposed by expanding the covariant derivative and rearranging terms up to total partial derivatives. By doing this, we arrive at the bare Boundary-Hybrid action

$$\begin{aligned} S_0^{\text{b-h}} = & \int d^4x \left[-\frac{1}{4} F_{\mu\nu,0}^3 F_0^{3,\mu\nu} + \frac{1}{2\xi} A_{\mu,0}^3 \partial^\mu \partial_\nu A_0^{3,\nu} - \bar{\phi}_0 \square \phi_0 - \frac{c_{\alpha,0}^{(6)}}{2\Lambda^2} F_{\mu\nu,0}^3 \square F_0^{3,\mu\nu} - \frac{c_{2,0}^{(6)}}{\Lambda^2} \bar{\phi}_0 \square^2 \phi_0 - \bar{c}_0^3 \square c_0^3 \right. \\ & + i g_0 \sqrt{\gamma_0} A_{\mu,0}^3 \left(\left\{ \bar{\phi}_0 \partial^\mu \phi_0 - \phi_0 \partial^\mu \bar{\phi}_0 \right\} + \frac{c_{2,0}^{(6)}}{\Lambda^2} \left\{ \square \bar{\phi}_0 \partial^\mu \phi_0 - \square \phi_0 \partial^\mu \bar{\phi}_0 \right\} \right) + g_0^2 \gamma_0 (A_{\mu,0}^3)^2 \bar{\phi}_0 \phi_0 \\ & \left. + g_0^2 \gamma_0 \left(\frac{c_{2,0}^{(6)}}{\Lambda^2} \left\{ \phi_0 \square^2 \bar{\phi}_0 + \bar{\phi}_0 \square^2 \phi_0 \right\} - \frac{c_{2,0}^{(6)}}{\Lambda^2} \partial^\mu (A_{\mu,0}^3 \bar{\phi}_0) \partial_\mu (A_0^{3,\mu} \phi_0) \right) \right] \end{aligned}$$

$$\begin{aligned}
& - \frac{ig_0^3\gamma_0^{3/2}c_{2,0}^{(6)}}{\Lambda^2}(A_{\rho,0}^3)^2A_{\mu,0}^3\left(\bar{\phi}_0\partial^\mu\phi_0 - \phi_0\partial^\mu\bar{\phi}_0\right) - \frac{g_0^4\gamma_0^2c_{2,0}^{(6)}}{\Lambda^2}(A_{\rho,0}^3)^4\bar{\phi}_0\phi_0 \Big] \\
& = S_{\text{Kin},0}^{\text{b-h}} + S_{\text{Int},0}^{\text{b-h}}, \tag{2.7}
\end{aligned}$$

where $S_{\text{Kin},0}^{\text{b-h}}$ is the kinetic part of the action

$$S_{\text{Kin},0}^{\text{b-h}} = \int d^4x \left[-\frac{1}{4}F_{\mu\nu,0}^3F_0^{3,\mu\nu} + \frac{1}{2\xi}A_{\mu,0}^3\partial^\mu\partial_\nu A_0^{3,\nu} - \bar{\phi}_0\Box\phi_0 - \frac{c_{\alpha,0}^{(6)}}{2\Lambda^2}F_{\mu\nu,0}^3\Box F_0^{3,\mu\nu} - \frac{c_{2,0}^{(6)}}{\Lambda^2}\bar{\phi}_0\Box^2\phi_0 - \bar{c}_0^3\Box c_0^3 \right]$$

while $S_{\text{Int},0}^{\text{b-h}}$ is the interaction part

$$\begin{aligned}
S_{\text{Int},0}^{\text{b-h}} & = \int d^4x \left[ig_0\sqrt{\gamma_0}A_{\mu,0}^3 \left(\left\{ \bar{\phi}_0\partial^\mu\phi_0 - \phi_0\partial^\mu\bar{\phi}_0 \right\} + \frac{c_{2,0}^{(6)}}{\Lambda^2} \left\{ \Box\bar{\phi}_0\partial^\mu\phi_0 - \Box\phi_0\partial^\mu\bar{\phi}_0 \right\} \right) \right. \\
& + g_0^2\gamma_0(A_{\mu,0}^3)^2\bar{\phi}_0\phi_0 + g_0^2\gamma_0 \left(\frac{c_{2,0}^{(6)}}{\Lambda^2} \left\{ \phi_0\Box^2\bar{\phi}_0 + \bar{\phi}_0\Box^2\phi_0 \right\} - \frac{c_{2,0}^{(6)}}{\Lambda^2}\partial^\mu(A_{\mu,0}^3\bar{\phi}_0)\partial_\mu(A_0^{3,\mu}\phi_0) \right) \\
& \left. - \frac{ig_0^3\gamma_0^{3/2}c_{2,0}^{(6)}}{\Lambda^2}(A_{\rho,0}^3)^2A_{\mu,0}^3\left(\bar{\phi}_0\partial^\mu\phi_0 - \phi_0\partial^\mu\bar{\phi}_0\right) - \frac{g_0^4\gamma_0^2c_{2,0}^{(6)}}{\Lambda^2}(A_{\rho,0}^3)^4\bar{\phi}_0\phi_0 \right].
\end{aligned}$$

The subscript 0 denotes the bare fields and couplings. Looking at the kinetic part we notice that each of the two higher derivative operators may impose non-physical degrees of freedom on the spectrum. These are the Ostrogradsky ghosts (the O-ghosts) [6] and a possible way to describe their effect can be found in [7]. There, these ghosts correspond to extra poles in the gauge and scalar propagators, reducing the divergence level of the loop diagrams. However, this observation is not sufficient to fully deal with them at the quantum level, since if O-ghosts remain in the spectrum, the instability remains. In [22, 25] an algorithm was developed so as to get a ghost free basis when, after a general field redefinition, the Jacobean of the transformation is properly taken into account. According to this algorithm, another ghost-field must be introduced, the Reparameterization ghost (R-ghost), which cancels the pole due to the O-ghost. Here we do not get into the details of these operations and just use the result of [22, 25] to eliminate the O-ghosts, after performing the field redefinition

$$\begin{aligned}
\phi_0 & \rightarrow \hat{\phi}_0 = \phi_0 + \frac{x}{\Lambda^2}D^2\phi_0 + \frac{y}{\Lambda^2}(\bar{\phi}_0\phi_0)\phi_0 \\
\bar{\phi}_0 & \rightarrow \hat{\bar{\phi}}_0 = \bar{\phi}_0 + \frac{x}{\Lambda^2}\bar{D}^2\bar{\phi}_0 + \frac{y}{\Lambda^2}(\bar{\phi}_0\phi_0)\bar{\phi}_0 \\
A_{\mu,0}^3 & \rightarrow \hat{A}_{\mu,0}^3 = A_{\mu,0}^3 + \frac{x_\alpha}{\Lambda^2}(\eta_{\mu\rho}\Box - \partial_\mu\partial_\rho)A_0^{3,\rho} \\
F_{\mu\nu,0}^3 & \rightarrow \hat{F}_{\mu\nu,0}^3 = F_{\mu\nu,0}^3 + \frac{x_\alpha}{\Lambda^2}\Box F_{\mu\nu,0}^3, \tag{2.8}
\end{aligned}$$

with D^2 standing for $D^\mu D_\mu$. Now these field redefinitions raise two related questions. The first regards the generality of the redefinition (for example the gauge-field redefinition seems to be incomplete, as we could have added the term $(A_\rho^3)^2A_\mu^3/\Lambda^2$) and the second is concerned about the fate of gauge invariance of the redefined action. Actually these questions are related and the answer to both of them is contained in the analysis of Appendix B, according to which a

properly redefined field should transform covariantly, in such a way that leaves gauge invariance intact. This is the case for Eq. (2.8) and this is made clear if we gauge transform the scalar field as $\phi'_0 = e^{i\alpha(x)}\phi_0$ to get

$$\begin{aligned}
\hat{\phi}'_0 &= \phi'_0 + \frac{x}{\Lambda^2}D'^2\phi'_0 + \frac{y}{\Lambda^2}(\bar{\phi}'_0\phi'_0)\phi'_0 \\
&= e^{i\alpha(x)}\phi_0 + \frac{x}{\Lambda^2}D'^\mu(D'_\mu e^{i\alpha(x)}\phi_0) + \frac{y}{\Lambda^2}(\bar{\phi}_0 e^{-i\alpha(x)}e^{i\alpha(x)}\phi_0)e^{i\alpha(x)}\phi_0 \\
&= e^{i\alpha(x)}\left\{\phi_0 + \frac{x}{\Lambda^2}D^2\phi_0 + \frac{y}{\Lambda^2}(\bar{\phi}_0\phi_0)\phi_0\right\} \equiv e^{i\alpha(x)}\hat{\phi}_0
\end{aligned} \tag{2.9}$$

and the gauge field as $(A_{\mu,0}^3)' = A_{\mu,0}^3 + \partial_\mu\alpha(x)$ to get

$$\begin{aligned}
(\hat{A}_{\mu,0}^3)' &= (A_{\mu,0}^3)' + \frac{x_\alpha}{\Lambda^2}(\eta_{\mu\rho}\square - \partial_\mu\partial_\rho)(A_0^{3,\rho})' \\
&= A_{\mu,0}^3 + \partial_\mu\alpha(x) + \frac{x_\alpha}{\Lambda^2}(\eta_{\mu\rho}\square - \partial_\mu\partial_\rho)A_0^{3,\rho} + \frac{x_\alpha}{\Lambda^2}\{\square\partial_\mu\alpha(x) - \partial_\mu\partial_\rho\partial^\rho\alpha(x)\} \\
&= \{A_{\mu,0}^3 + \frac{x_\alpha}{\Lambda^2}(\eta_{\mu\rho}\square - \partial_\mu\partial_\rho)A_0^{3,\rho}\} + \partial_\mu\alpha(x) \equiv \hat{A}_{\mu,0}^3 + \partial_\mu\alpha(x),
\end{aligned} \tag{2.10}$$

with $\alpha(x)$ a gauge transformation function and then under a gauge transformation $D_\mu\phi \rightarrow e^{i\alpha(x)}D_\mu\phi$. Note also that the R-ghosts which are inherited in the spectrum due to the field redefinitions are in accordance with Eq. (B.13). Hence the redefined action remains gauge invariant. Then, Eq. (2.7) becomes

$$\begin{aligned}
S_0^{\text{b-h}} &= \int d^4x \left[-\frac{1}{4}F_{\mu\nu,0}^3 F_0^{3,\mu\nu} + \frac{1}{2\xi}A_{\mu,0}^3 \partial^\mu \partial_\nu A_0^{3,\nu} - \bar{\phi}_0 \square \phi_0 - \frac{c_{\alpha,0}^{(6)} + x_\alpha}{2\Lambda^2} F_{\mu\nu,0}^3 \square F_0^{3,\mu\nu} \right. \\
&\quad - \frac{c_{2,0}^{(6)} + 2x}{\Lambda^2} \bar{\phi}_0 \square^2 \phi_0 - \frac{2y}{\Lambda^2} (\bar{\phi}_0 \phi_0) \bar{\phi}_0 \square \phi_0 - \bar{c}_0^3 \square c_0^3 \\
&\quad + i g_0 \sqrt{\gamma_0} A_{\mu,0}^3 \left(\left\{ 1 + \frac{2y(\bar{\phi}_0 \phi_0)}{\Lambda^2} \right\} (\bar{\phi}_0 \partial^\mu \phi_0 - \phi_0 \partial^\mu \bar{\phi}_0) + \frac{c_{2,0}^{(6)} + 2x}{\Lambda^2} (\square \bar{\phi}_0 \partial^\mu \phi_0 - \square \phi_0 \partial^\mu \bar{\phi}_0) \right) \\
&\quad + i g_0 \sqrt{\gamma_0} x_\alpha \frac{(\eta_{\mu\rho}\square - \partial_\mu\partial_\rho)A_0^{3,\rho}}{\Lambda^2} (\bar{\phi}_0 \partial^\mu \phi_0 - \phi_0 \partial^\mu \bar{\phi}_0) + g_0^2 \gamma_0 (A_{\mu,0}^3)^2 \bar{\phi}_0 \phi_0 \left(1 + \frac{2y}{\Lambda^2} \bar{\phi}_0 \phi_0 \right) \\
&\quad + g_0^2 \gamma_0 \left(\frac{c_{2,0}^{(6)} + 2x}{\Lambda^2} \{ \phi_0 \square^2 \bar{\phi}_0 + \bar{\phi}_0 \square^2 \phi_0 \} - \frac{x}{\Lambda^2} A_{\mu,0}^3 \{ \partial^\rho (A_{\rho,0}^3 \bar{\phi}_0) \partial^\mu \phi_0 + \partial^\rho (A_{\rho,0}^3 \phi_0) \partial^\mu \bar{\phi}_0 \} \right. \\
&\quad \left. - \frac{c_{2,0}^{(6)} + 2x}{\Lambda^2} \partial^\mu (A_{\mu,0}^3 \bar{\phi}_0) \partial_\mu (A_0^{3,\mu} \phi_0) \right) + 2g_0^2 \gamma_0 x_\alpha \frac{A_0^{3,\mu} (\eta_{\mu\rho}\square - \partial_\mu\partial_\rho) A_0^{3,\rho}}{\Lambda^2} \bar{\phi}_0 \phi_0 \\
&\quad \left. - \frac{i g_0^3 \gamma_0^{3/2} (c_{2,0}^{(6)} + 2x)}{\Lambda^2} (A_{\rho,0}^3)^2 A_{\mu,0}^3 (\bar{\phi}_0 \partial^\mu \phi_0 - \phi_0 \partial^\mu \bar{\phi}_0) - \frac{g_0^4 \gamma_0^2 (c_{2,0}^{(6)} + 2x)}{\Lambda^2} (A_{\rho,0}^3)^4 \bar{\phi}_0 \phi_0 \right]
\end{aligned}$$

and there is indeed extra freedom from the redefinition so as to eliminate the two higher derivative operators. In particular choosing $x_\alpha = -c_{\alpha,0}^{(6)}$, $x = -c_{2,0}^{(6)}/2$ and $2y = c_{1,0}^{(6)}/4$ the redefined bare action becomes

$$\begin{aligned}
S_0^{\text{b-h}} &= \int d^4x \left[-\frac{1}{4}F_{\mu\nu,0}^3 F_0^{3,\mu\nu} + \frac{1}{2\xi}A_{\mu,0}^3 \partial^\mu \partial_\nu A_0^{3,\nu} - \bar{\phi}_0 \square \phi_0 - \frac{c_{1,0}^{(6)}}{4\Lambda^2} (\bar{\phi}_0 \phi_0) \bar{\phi}_0 \square \phi_0 - \bar{c}_0^3 \square c_0^3 \right. \\
&\quad \left. + i g_{4,0} \left\{ \eta_{\mu\rho} - \frac{\eta_{\mu\rho}\square - \partial_\mu\partial_\rho}{\Lambda^2} \right\} A_0^{3,\rho} (\bar{\phi}_0 \partial^\mu \phi_0 - \phi_0 \partial^\mu \bar{\phi}_0) + g_{4,0}^2 (A_{\mu,0}^3)^2 \bar{\phi}_0 \phi_0 \right]
\end{aligned}$$

$$\begin{aligned}
& + \frac{g_{4,0}^2}{2\Lambda^2} \left(A_{\mu,0}^3 A_{\rho,0}^3 \partial^\rho \bar{\phi}_0 \partial^\mu \phi_0 + A_{\mu,0}^3 \partial^\rho A_{\rho,0}^3 \partial^\mu (\bar{\phi}_0 \phi_0) \right) - 2g_{4,0}^2 \frac{A_0^{3,\mu} (\eta_{\mu\rho} \square - \partial_\mu \partial_\rho) A_0^{3,\rho}}{\Lambda^2} \bar{\phi}_0 \phi_0 \\
& + \left. i \frac{g_{4,0} c_{1,0}^{(6)}}{4\Lambda^2} A_{\mu,0}^3 \bar{\phi}_0 \phi_0 \left(\bar{\phi}_0 \partial^\mu \phi_0 - \phi_0 \partial^\mu \bar{\phi}_0 \right) + \frac{g_{4,0}^2 c_{1,0}^{(6)}}{4\Lambda^2} (A_{\mu,0}^3)^2 (\bar{\phi}_0 \phi_0)^2 \right], \quad (2.11)
\end{aligned}$$

where $c_{1,0}^{(6)}$ is a dimensionless coupling which is undetermined at present. For simplicity of notation, we have turned back to our original notation $g_4 = g\sqrt{\gamma}$ and normalized the undefined couplings as $c_{2,0}^{(6)} = c_{\alpha,0}^{(6)} \equiv 1$. Notice that the gauge-fixing term is untouched since it is an arbitrary function and can be redefined to its original form. Another way to see this is that since the redefinition commutes³ with renormalization it could have been performed before gauge fixing.

Comparing now Eq. (2.11) to its original form Eq. (2.7), the interesting point to notice is that the former includes, after the field redefinition, the scalar quartic-like term $(\bar{\phi}\phi)\bar{\phi}\square\phi$, instead of the original higher derivative term. In fact, apart from the modified vertices, $S_0^{\text{b-h}}$ now resembles an effective version of the Coleman-Weinberg (CW) [11] model. What happened is that a term like $\bar{\phi}\square^2\phi$ has dual nature since it could be both part of the kinetic Lagrangian and a mass term of the scalar field. Then performing the field redefinition we threw away the O-ghost whose nature as a mass term was left implicit in the theory through the appeared potential. The Feynman rules for Eq. (2.11) are given in Appendix C.

2.2 One loop corrections

Now that a consistent basis for the Boundary-Hybrid action has been developed we are finally ready to initiate the renormalization program. We choose to work in the Feynman gauge, where $\xi = 1$. We first set some notation used in the following. The 1-loop corrections to the 2-, 3-, 4-, 5- and 6-point functions of the fields are denoted by \mathcal{M}_F , \mathcal{K}_F , $\mathcal{B}_{4,F}$, $\mathcal{B}_{5,F}$ and $\mathcal{B}_{6,F}$ respectively. The subscript F corresponds to the different combinations that ϕ , $\bar{\phi}$ and A_μ^3 can form as external fields. As an example consider the correction to the scalar-scalar-gauge vertex which is represented by $\mathcal{K}_{\bar{\phi}A\phi}$ where A in the subscript represents A_μ^3 . The symmetry factor which is associated with a given diagram will be denoted as $S_{\mathcal{G}}$ with $\mathcal{G} \equiv \mathcal{M}_F, \mathcal{K}_F, \mathcal{B}_{4,F}, \mathcal{B}_{5,F}, \mathcal{B}_{6,F}$. Finally if the scalar and gauge fields are external, then the notation of the momentum is p_μ and q_μ respectively. Otherwise, when they run in the loop, the vector k_μ is used. For the finite parts of the diagrams we use the notation $[]_f$.

Now looking at the Feynman rules of Eq. (2.11) note that there is only one possible 1-leg Tadpole, a correction to the gauge field, which is however forbidden due to gauge and Lorentz symmetry. Hence the loop calculation starts with the 2-point functions of ϕ and A_μ^3 . More specifically for the scalar case there are three contributions, \mathcal{M}_ϕ^1 , \mathcal{M}_ϕ^2 and \mathcal{M}_ϕ^3 with equal symmetry factors $S_{\mathcal{M}_\phi^1} = S_{\mathcal{M}_\phi^2} = S_{\mathcal{M}_\phi^3} = 1$. The first diagram is a two-leg Tadpole which includes only scalar fields and is given by

³For more details see [22] and references therein.

$$= i\mathcal{M}_\phi^1$$

whose evaluation gives

$$\begin{aligned}
i\mathcal{M}_\phi^1 &= ic_1^{(6)} \frac{p^2}{\Lambda^2} S_{\mathcal{M}_\phi^1} \int \frac{d^4k}{(2\pi)^4} \frac{i}{k^2} \Rightarrow \\
\mathcal{M}_\phi^1 &= -c_1^{(6)} \frac{p^2}{\Lambda^2} \int \frac{d^4k}{(2\pi)^4} \frac{1}{ik^2} \\
&= -c_1^{(6)} \frac{p^2}{\Lambda^2} A_0(0).
\end{aligned} \tag{2.12}$$

In the last line we have used the standard Passarino-Veltman notation, which we will be using throughout. The next diagram in line is another two-leg Tadpole with gauge contribution:

$$= i\mathcal{M}_\phi^2$$

and it is equal to

$$\begin{aligned}
i\mathcal{M}_\phi^2 &= 2ig_4^2 S_{\mathcal{M}_\phi^2} \int \frac{d^4k}{(2\pi)^4} \frac{-i\eta^{\mu\nu}}{k^2} Q_{\mu\nu}(p, k) \Rightarrow \\
\mathcal{M}_\phi^2 &= 2g_4^2 \int \frac{d^4k}{(2\pi)^4} \frac{\eta^{\mu\nu}}{ik^2} \left[\eta_{\mu\nu} + \frac{\eta_{\mu\nu}p^2}{2\Lambda^2} + \frac{2(\eta_{\mu\nu}k^2 - k_\mu k_\nu)}{\Lambda^2} \right] \\
&= 2g_4^2 \int \frac{d^4k}{(2\pi)^4} \frac{1}{ik^2} \left[d\left(1 + \frac{p^2}{2\Lambda^2}\right) + \frac{2(d-1)k^2}{\Lambda^2} \right] \\
&= 8g_4^2 \left(1 + \frac{p^2}{2\Lambda^2}\right) A_0(0),
\end{aligned} \tag{2.13}$$

where Eq. (C.5) and the fact that

$$\int \frac{d^d k}{(2\pi)^d} \equiv 0$$

in DR were used. Up to now we have faced two massless tadpoles which vanish in dimensional regularization. A useful relation based on that is obtained if we convert Eq. (2.13) to a usual 2-point function of the form

$$\mathcal{M}_\phi^2 = 8g_4^2 \left(1 + \frac{p^2}{2\Lambda^2}\right) \int \frac{d^4k}{(2\pi)^4} \frac{k^2}{k^2(k+p)^2} = 8g_4^2 \left(1 + \frac{p^2}{2\Lambda^2}\right) \eta_{\mu\nu} B^{\mu\nu}(k, k+p). \tag{2.14}$$

Combining Eq. (2.13) with Eq. (2.14) shows that $\eta_{\mu\nu} B^{\mu\nu}$, when scaleless, is analogous to A_0 and vanishes in DR. Therefore in the following only B_0 's will contribute a divergent part to the calculation, as we will see. The last contribution of the current category comes from the square of a vertex and yields

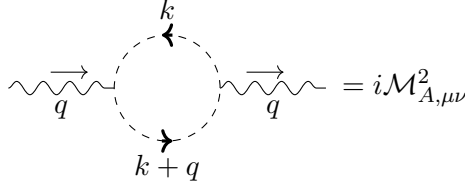
and is equal to

$$\begin{aligned}
i\mathcal{M}_{A,\mu\nu}^1 &= 2ig_4^2 S_{\mathcal{M}_A^1} \int \frac{d^4k}{(2\pi)^4} \frac{iQ_{\mu\nu}(k, q)}{k^2} \Rightarrow \\
\mathcal{M}_{A,\mu\nu}^1 &= -2g_4^2 \int \frac{d^4k}{(2\pi)^4} \frac{1}{i k^2} \left[\eta_{\mu\nu} + \frac{\eta_{\mu\nu} k^2}{2\Lambda^2} + \frac{2(\eta_{\mu\nu} q^2 - q_\mu q_\nu)}{\Lambda^2} \right] \\
&= -2g_4^2 \left[\eta_{\mu\nu} + \frac{2(\eta_{\mu\nu} q^2 - q_\mu q_\nu)}{\Lambda^2} \right] A_0(0)
\end{aligned} \tag{2.17}$$

while its contracted version gives

$$\mathcal{M}_A^1 = \frac{1}{3} \left(-\eta^{\mu\nu} + \frac{q^\mu q^\nu}{q^2} \right) \mathcal{M}_{A,\mu\nu}^1 = 2g_4^2 \left[1 + \frac{2q^2}{\Lambda^2} \right] A_0(0). \tag{2.18}$$

The second contribution to the gauge field propagator comes from the $\bar{\phi}\phi\text{-}A_\mu^3$ interaction and yields



while its evaluation gives

$$\begin{aligned}
i\mathcal{M}_{A,\mu\nu}^2 &= -g_4^2 S_{\mathcal{M}_A^2} \int \frac{d^4k}{(2\pi)^4} \frac{iQ_\mu(k, q)}{k^2} \frac{iQ_\nu(k, q)}{(k+q)^2} \Rightarrow \\
\mathcal{M}_{A,\mu\nu}^2 &= g_4^2 \int \frac{d^4k}{(2\pi)^4} \frac{Q_\mu(k, q) Q_\nu(k, q)}{i k^2 (k+q)^2} \\
&= g_4^2 \int \frac{d^4k}{(2\pi)^4} \left[(2k+q)_\mu (2k+q)_\nu \left(1 + \frac{2q^2}{\Lambda^2} \right) - \frac{q_\nu q^\rho}{\Lambda^2} (2k+q)_\mu (2k+q)_\rho \right. \\
&\quad \left. - \frac{q_\mu q^\rho}{\Lambda^2} (2k+q)_\nu (2k+q)_\rho \right] \frac{1}{k^2 (k+q)^2} + \mathcal{O}\left(\frac{1}{\Lambda^4}\right),
\end{aligned}$$

where again terms of higher than $\mathcal{O}(1/\Lambda^2)$ are neglected. Expanding the parentheses and performing the appropriate reduction the above expression becomes

$$\begin{aligned}
\mathcal{M}_{A,\mu\nu}^2 &= g_4^2 \left(1 + \frac{2q^2}{\Lambda^2} \right) [q_\mu q_\nu B_0(k, k+p) + 2q_\mu B_\nu(k, k+p) + 2q_\nu B_\mu(k, k+p) + 4B_{\mu\nu}(k, k+p)] \\
&\quad - \frac{q_\nu q^\rho}{\Lambda^2} [q_\mu q_\rho B_0(k, k+p) + 2q_\mu B_\rho(k, k+p) + 2q_\rho B_\mu(k, k+p) + 4B_{\mu\rho}(k, k+p)] \\
&\quad - \frac{q_\mu q^\rho}{\Lambda^2} [q_\nu q_\rho B_0(k, k+p) + 2q_\nu B_\rho(k, k+p) + 2q_\rho B_\nu(k, k+p) + 4B_{\nu\rho}(k, k+p)], \tag{2.19}
\end{aligned}$$

and its contracted version

$$\mathcal{M}_A^2 = \frac{1}{3} \left(-\eta^{\mu\nu} + \frac{q^\mu q^\nu}{q^2} \right) \mathcal{M}_{A,\mu\nu}^2 = \frac{g_4^2 q^2}{3} \left(1 + \frac{2q^2}{\Lambda^2} \right) B_0(k, k+p) - \frac{4g_4^2}{3} \left(1 + \frac{2q^2}{\Lambda^2} \right) \eta_{\mu\nu} B^{\mu\nu}(k, k+p). \tag{2.20}$$

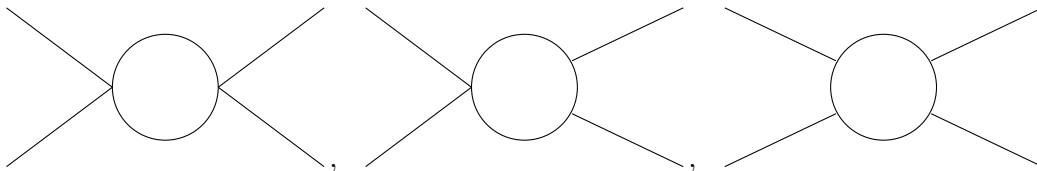
Finally the complete, contracted, contribution of the current set of diagrams is

$$\begin{aligned}\mathcal{M}_A &= \mathcal{M}_A^1 + \mathcal{M}_A^2 \\ &= \frac{2g_4^2}{3}\left(1 + \frac{2q^2}{\Lambda^2}\right)A_0(0) + \frac{g_4^2q^2}{3}\left(1 + \frac{2q^2}{\Lambda^2}\right)B_0(k, k+p),\end{aligned}\tag{2.21}$$

where we took advantage of Eq. (2.14). The quantum corrections of the propagators, from which the anomalous dimensions of the fields will be constructed, are now finished.

The next step is to compute the corrections to the vertices. Recall that Eq. (2.11) contains the couplings g_4 and $c_1^{(6)}$ whose desired running will be revealed if we correct the vertices $\bar{\phi}\text{-}\phi\text{-}A_\mu^3$ and $(\bar{\phi}\phi)\bar{\phi}\square\phi$ respectively. Nevertheless the explicit calculation of the 3-point vertex corrections is not necessary for the model which we are looking at. In particular note that in SQED gauge invariance forces the overall counterterm of the 3-point vertex and the counterterm of the scalar field to be equal, at least at the divergent level, as it was shown in [1]. Actually this is a well known fact in both scalar and regular QED due to the universality of the electromagnetic coupling. So for the action $S^{\text{b-h}}$ which is an extended, with gauge invariant HDO, version of SQED there is no reason to expect a different conclusion. Therefore, as it will be revealed in the renormalization program, the β -function of g_4 is determined only by the gauge-field counterterm. So in the following we focus on the quantum corrections of the four-scalar vertex.

Let us first perform a qualitative study of the possible one-loop contributions to the four point function, usually called Boxes. Recall that Box diagrams here are denoted collectively as $\mathcal{B}_{4,F}$ while they are separated into reducible and irreducible Boxes and there are three possible categories of the form



corresponding to *C-Boxes* (or *Candies*), *T-Boxes* and *S-Boxes* respectively, using the conventions in [23]. The above diagrams will contribute as quantum corrections to three processes regarding the $4A_\mu^3$ scattering, the $\bar{\phi}\text{-}\phi\text{-}A_\mu^3\text{-}A_\mu^3$ vertex and the four-scalar interaction. Here we are interested in the latter case even though all the above corrections include divergencies. Actually these divergencies will be absorbed, through the renormalization procedure, from the counterterms of the lower dimensional vertices. In that sense the calculation starts with the set of *C-Boxes* which includes the diagrams $\mathcal{B}_{4,\phi}^{C,1}$, $\mathcal{B}_{4,\phi}^{C,2}$ and $\mathcal{B}_{4,\phi}^{C,3}$. All of them come in two channels, s and t with

$$s = (p_1 + p_2)^2 \quad \text{and} \quad t = (p_1 + p_3)^2,\tag{2.22}$$

while their symmetry factor is $S_{\mathcal{B}_{4,\phi}^{C,1}} = S_{\mathcal{B}_{4,\phi}^{C,2}} = S_{\mathcal{B}_{4,\phi}^{C,3}} = 1$. The reason for this is that the external legs are particle-antiparticle pairs so they cannot be interchanged. So the s -channel of the first Candy-diagram is

$$= i\mathcal{B}_{4,\phi}^{C,1s}$$

with momentum conservation condition $p_1 + p_2 + p_3 + p_4 = 0$. This is a four-point Tadpole coming from a dim-6 operator and its explicit expression reads

$$\begin{aligned} i\mathcal{B}_{4,\phi}^{C,1s} &= 2ig_4^2 \frac{c_1^{(6)}}{\Lambda^2} S_{\mathcal{B}_{4,\phi}^{C,1}} \int \frac{d^4k}{(2\pi)^4} \frac{-i\eta^{\mu\nu}}{k^2} \eta_{\mu\nu} \Rightarrow \\ \mathcal{B}_{4,\phi}^{C,1s} &= 2dg_4^2 \frac{c_1^{(6)}}{\Lambda^2} \int \frac{d^4k}{(2\pi)^4} \frac{1}{ik^2} \\ &= 8g_4^2 \frac{c_1^{(6)}}{\Lambda^2} A_0(0), \end{aligned} \quad (2.23)$$

while adding the t -channel we get

$$\mathcal{B}_{4,\phi}^{C,1} = \mathcal{B}_{4,\phi}^{C,1s} + \mathcal{B}_{4,\phi}^{C,1t} = 16g_4^2 \frac{c_1^{(6)}}{\Lambda^2} A_0(0), \quad (2.24)$$

since the diagrams are channel-independent. Next comes the s -channel of the second Candy-diagram given by

$$= i\mathcal{B}_{4,\phi}^{C,2s},$$

with $p_1 + p_2 + p_3 + p_4 = 0$ and $P_1 = p_1 + p_2$. Its evaluation yields

$$\begin{aligned} i\mathcal{B}_{4,\phi}^{C,2s} &= -\left(c_1^{(6)} \frac{p^2}{\Lambda^2}\right)^2 S_{\mathcal{B}_{4,\phi}^{C,2}} \int \frac{d^4k}{(2\pi)^4} \frac{i}{k^2} \frac{i}{(k+P_1)^2} \Rightarrow \\ \mathcal{B}_{4,\phi}^{C,2s} &= \left(c_1^{(6)} \frac{p^2}{\Lambda^2}\right)^2 \int \frac{d^4k}{(2\pi)^4} \frac{1}{ik^2(k+P_1)^2} \\ &= \left(c_1^{(6)} \frac{p^2}{\Lambda^2}\right)^2 B_0(k, k + \sqrt{s}) \end{aligned} \quad (2.25)$$

and collectively we get

$$\mathcal{B}_{4,\phi}^{C,2} = \mathcal{B}_{4,\phi}^{C,2s} + \mathcal{B}_{4,\phi}^{C,2t} = \left(c_1^{(6)} \frac{p^2}{\Lambda^2}\right)^2 B_0(k, k + \sqrt{s}) + \left(c_1^{(6)} \frac{p^2}{\Lambda^2}\right)^2 B_0(k, k + \sqrt{t}), \quad (2.26)$$

where now the diagrams, at least to their finite part, depend on the channels. Moreover, notice that even though the factor in front of B_0 's seems that scales like $1/\Lambda^4$ it will not be neglected. The reason is that it corrects a vertex proportional to $c_1^{(6)} p^2/\Lambda^2$ and not just $c_1^{(6)}$, so throwing it away will cost us in completeness. The last contribution of this category, which originates from the $\bar{\phi}\text{-}\phi\text{-}A_\mu^3\text{-}A_\mu^3$ vertex, is

$$= i\mathcal{B}_{4,\phi}^{C,3s} .$$

Again momentum conservation forces that $p_1 + p_2 + p_3 + p_4 = 0$ while the s -channel of the above diagram gives

$$\begin{aligned}
i\mathcal{B}_{4,\phi}^{C,3s} &= -4g_4^4 S_{\mathcal{B}_{4,\phi}^{C,3}} \int \frac{d^4k}{(2\pi)^4} \frac{-i\eta^{\mu\rho} Q_{\mu\nu}(p, k)}{k^2} \frac{-i\eta^{\nu\sigma} Q_{\rho\sigma}(p, k)}{(k + P_1)^2} \Rightarrow \\
\mathcal{B}_{4,\phi}^{C,3s} &= 4g_4^4 \int \frac{d^4k}{(2\pi)^4} i \left[\eta^{\mu\nu} + \frac{\eta^{\mu\nu} p_1 \cdot p_2 + k^\mu (p_2 - p_1)^\nu}{2\Lambda^2} + \frac{2(\eta^{\mu\nu} k^2 - k^\mu k^\nu)}{\Lambda^2} \right] \frac{1}{k^2 (k + P_1)^2} \times \\
&\quad \left[\eta_{\mu\nu} + \frac{\eta_{\mu\nu} p_3 \cdot p_4 + k_\mu (p_3 - p_4)_\nu}{2\Lambda^2} + \frac{2(\eta_{\mu\nu} k^2 - k_\mu k_\nu)}{\Lambda^2} \right] \\
&= 4g_4^4 \left[4 \left(1 + \frac{p_1 \cdot p_2 + p_3 \cdot p_4}{2\Lambda^2} \right) B_0(k, k + \sqrt{s}) + (p_1^2 + p_4^2 - p_3^2 - p_2^2) \frac{B_0(k, k + \sqrt{s})}{4\Lambda^2} + \frac{12}{\Lambda^2} A_0(0) \right]. \tag{2.27}
\end{aligned}$$

The corresponding calculation for the t -channel is obtained from the above relation with the exchange $2 \leftrightarrow 3$ and $s \rightarrow t$, so collectively we get

$$\begin{aligned}
\mathcal{B}_{4,\phi}^{C,3} &= \mathcal{B}_{4,\phi}^{C,3s} + \mathcal{B}_{4,\phi}^{C,3t} \\
&= 4g_4^4 \left[4 \left(1 + \frac{p_1 \cdot p_2 + p_3 \cdot p_4}{2\Lambda^2} \right) B_0(k, k + \sqrt{s}) + 4 \left(1 + \frac{p_1 \cdot p_3 + p_2 \cdot p_4}{2\Lambda^2} \right) B_0(k, k + \sqrt{t}) \right. \\
&\quad \left. + (p_1^2 + p_4^2 - p_3^2 - p_2^2) \frac{B_0(k, k + \sqrt{s})}{4\Lambda^2} + (p_1^2 + p_4^2 - p_3^2 - p_2^2) \frac{B_0(k, k + \sqrt{t})}{4\Lambda^2} + \frac{24}{\Lambda^2} A_0(0) \right]. \tag{2.28}
\end{aligned}$$

Adding Eq. (2.24), Eq. (2.26) and Eq. (2.28) we end up with the full contribution of the C -Boxes to the 4-point scalar vertex

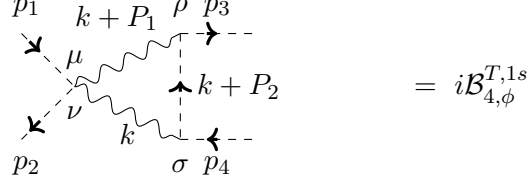
$$\begin{aligned}
\mathcal{B}_{4,\phi}^C &= 16g_4^2 \left(c_1^{(6)} + 6g_4^2 \right) \frac{A_0(0)}{\Lambda^2} + \left(\frac{c_1^{(6)} p^2}{\Lambda^2} \right)^2 \left(B_0(k, k + \sqrt{s}) + B_0(k, k + \sqrt{t}) \right) \\
&\quad + 4g_4^4 \left[4 \left(1 + \frac{p_1 \cdot p_2 + p_3 \cdot p_4}{2\Lambda^2} \right) B_0(k, k + \sqrt{s}) + 4 \left(1 + \frac{p_1 \cdot p_3 + p_2 \cdot p_4}{2\Lambda^2} \right) B_0(k, k + \sqrt{t}) \right. \\
&\quad \left. + (p_1^2 + p_4^2 - p_3^2 - p_2^2) \frac{B_0(k, k + \sqrt{s})}{4\Lambda^2} + (p_1^2 + p_4^2 - p_3^2 - p_2^2) \frac{B_0(k, k + \sqrt{t})}{4\Lambda^2} \right]. \tag{2.29}
\end{aligned}$$

The next contribution to the four-scalar vertex refers to the T -Boxes and the associated set contains the channels s and t while for each channel there are two possible topologies. Notice that the T -Boxes are determined by two pairs of two linear combinations of the external momenta, (P_1, P_2) and (P_A, P_B) . A useful choice for these pairs for the channels $T_{1,\dots,4}$ is the following

$$\begin{aligned}
T_1 &: (p_1 + p_2, p_1 + p_2 + p_3), \quad (p_1 + p_2 + 2p_3, 0) \\
T_2 &: (p_1 + p_3, p_1 + p_3 + p_4), \quad (p_1 + p_3 + 2p_4, 0)
\end{aligned}$$

$$\begin{aligned}
T_3 &: (p_2, p_1 + p_2), & (2p_2, p_1 + p_2) \\
T_4 &: (p_1, p_1 + p_3), & (2p_1, p_1 + p_3),
\end{aligned} \tag{2.30}$$

and the counting of the internal momenta starts always from the photon-field with assigned loop-momentum k and it is clockwise. The symmetry factor for this topology is $S_{\mathcal{B}_{4,\phi}^{T_1,\dots,4}} = 1$. Here it is enough to evaluate just one channel since the summation over $T_{1,\dots,4}$ gives the full contribution of the T -Boxes. Then the first s -channel is



and its explicit form is given by

$$\begin{aligned}
i\mathcal{B}_{4,\phi}^{T,1s} &= (-i)2g_4^4 \int \frac{d^4k}{(2\pi)^4} \frac{-i\eta^{\mu\rho}Q_\rho(P_j, P_l, k)}{k^2} \frac{-i\eta^{\nu\sigma}Q_\sigma(P_j, P_l, k)}{(k+P_1)^2} \frac{iQ_{\mu\nu}(P_j, P_l, k)}{(k+P_2)^2} \Rightarrow \\
\mathcal{B}_{4,\phi}^{T,1s} &= -2g_4^4 \int \frac{d^4k}{(2\pi)^4 i} \frac{Q^\mu(P_j, P_l, k)Q^\nu(P_j, P_l, k)Q_{\mu\nu}(P_j, P_l, k)}{k^2(k+P_1)^2(k+P_2)^2} \\
&= -2g_4^4 \int \frac{d^4k}{(2\pi)^4 i} \left[(k+P_A)^\mu + \frac{(k+P_A)^\mu(k+P_1)^2}{\Lambda^2} - \frac{(k+P_A) \cdot (k+P_1)(k+P_1)^\mu}{\Lambda^2} \right] \times \\
&\quad \left[(k+P_B)^\nu + \frac{(k+P_B)^\nu k^2}{\Lambda^2} - \frac{(k+P_B) \cdot k k^\nu}{\Lambda^2} \right] \frac{1}{k^2(k+P_1)^2(k+P_2)^2} \times \\
&\quad \left[\eta_{\mu\nu} + \frac{\eta_{\mu\nu}p_2 \cdot p_1 + k_\mu(p_2 - p_1)_\nu}{2\Lambda^2} + \frac{2(\eta_{\mu\nu}k^2 - k_\mu k_\nu)}{\Lambda^2} \right]
\end{aligned}$$

with $j = 1, 2$ and $l = A, B$. Expanding the brackets, reducing the integrals and keeping terms up to $\mathcal{O}(1/\Lambda^2)$, the above expression becomes

$$\begin{aligned}
\mathcal{B}_{4,\phi}^{T,1s} &= -2g_4^4 \left[\left(1 + \frac{p_1 \cdot p_2}{2\Lambda^2}\right) B_0(k, k+P_2 - P_1) - \frac{P_A \cdot P_2}{2\Lambda^2} B_0(k, k+P_2) + \left(-P_1 \cdot P_2 + \frac{P_A \cdot (P_2 - P_1)}{2}\right) \right. \\
&\quad + \frac{P_A \cdot (p_2 - p_1)}{8} - \frac{(P_2 + P_1) \cdot (p_2 - p_1)}{4} \left. \right] \frac{B_0(k, k+P_2 - P_1)}{\Lambda^2} \\
&\quad + 3P_B \cdot \left(P_A - \frac{P_1}{4} \right) \frac{B_0(k, k+P_2 - P_1)}{\Lambda^2} + [\mathcal{B}_{4,\phi}^{T,1s}]_f,
\end{aligned} \tag{2.31}$$

where $[\mathcal{B}_{4,\phi}^{T,1s}]_f$ includes all the reduced and finite integrals of the C_0 and C_μ form. Then the complete contribution of the T -Boxes is given by

$$\mathcal{B}_{4,\phi}^T = \sum_{(P_A, P_B)} \sum_{(P_1, P_2)} \mathcal{B}_{4,\phi}^{T,1s}(P_1, P_2, P_A, P_B). \tag{2.32}$$

Note that there are three terms which do not include exclusively the capital momenta, nevertheless, when we consider the t -channels the replacement $p_1 \cdot p_2 \rightarrow p_1 \cdot p_3$ and $(p_2 - p_1) \rightarrow (p_3 - p_1)$ should take place.

The last set of 1-loop diagrams, correcting the 4-scalar vertex, regards the S -Boxes. Recall that there is only one channel here which however is given in two different topologies since there are two possible ways to arrange the propagators inside the loop. In that sense the diagrams are determined by seven linear combinations of the external momenta, $P_1, P_2, P_3, P_A, P_B, P_C$ and P_D which are defined in the following. Therefore the diagram of the first topology is given by

with symmetry factor $S_{\mathcal{B}_{4,\phi}^{S,1}} = 1$ and momentum conservation $p_1 + p_2 + p_3 + p_4 = 0$. Starting the counting of the loop momenta from the gauge propagator a useful choice for the P 's reads

$$\begin{aligned} P_1 &= p_1, \quad P_2 = p_1 + p_3 \quad \text{and} \quad P_3 = p_1 + p_3 + p_4 \\ P_A &= 2p_1, \quad P_B = 0, \quad P_C = p_1 + p_3 = P_2 \quad \text{and} \quad P_D = p_1 + p_3 + 2p_4, \end{aligned} \quad (2.33)$$

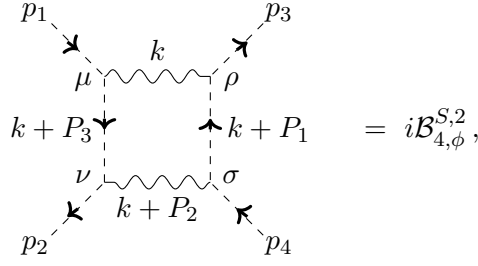
then its explicit form reads

$$\begin{aligned} i\mathcal{B}_{4,\phi}^{S,1} &= g_4^4 \int \frac{d^4k}{(2\pi)^4} \frac{-i\eta^{\mu\nu} Q_\mu(P_j, P_l, k) Q_\nu(P_j, P_l, k)}{k^2} \frac{i}{(k+P_1)^2} \frac{-i\eta^{\rho\sigma} Q_\rho(P_j, P_l, k) Q_\sigma(P_j, P_l, k)}{(k+P_2)^2} \frac{i}{(k+P_3)^2} \Rightarrow \\ \mathcal{B}_{4,\phi}^{S,1} &= g_4^4 \int \frac{d^4k}{(2\pi)^4 i} \frac{\eta^{\mu\nu} Q_\mu(P_j, P_l, k) Q_\nu(P_j, P_l, k) \eta^{\rho\sigma} Q_\rho(P_j, P_l, k) Q_\sigma(P_j, P_l, k)}{k^2 (k+P_1)^2 (k+P_2)^2 (k+P_3)^2} \\ &= g_4^4 \int \frac{d^4k}{(2\pi)^4 i} \eta^{\mu\nu} \left[(k+P_A)_\mu + \frac{(k+P_A)_\mu k^2 - (k+P_A) \cdot k k_\mu}{\Lambda^2} \right] \frac{k_\nu}{k^2 (k+P_1)^2 (k+P_2)^2 (k+P_3)^2} \times \\ &\quad \eta^{\rho\sigma} \left[(k+P_C)_\rho + \frac{(k+P_C)_\rho (k+P_2)^2 - (k+P_C) \cdot (k+P_2) (k+P_2)_\rho}{\Lambda^2} \right] \times \\ &\quad \left[(k+P_D)_\sigma + \frac{(k+P_D)_\sigma (k+P_2)^2 - (k+P_D) \cdot (k+P_2) (k+P_2)_\sigma}{\Lambda^2} \right] \\ &= g_4^4 \int \frac{d^4k}{(2\pi)^4 i} \frac{k \cdot (k+P_A) \left[(k+P_2) \cdot (k+P_D) \right]}{k^2 (k+P_1)^2 (k+P_2)^2 (k+P_3)^2}, \end{aligned}$$

where here $j = 1, 2, 3$ and $l = A, B, C, D$. Notice that for this specific type of diagrams the contribution of $\mathcal{O}(1/\Lambda^2)$ terms is canceled and the result is the usual one in SQED. So performing the products and reducing the integrals we get, similarly with the Appendix of [1], that

$$\begin{aligned} \mathcal{B}_{4,\phi}^{S,1} &= g_4^4 \left[B_0(k, k+P_3-P_2) - 2P_1^\mu C_\mu(k, k+P_2-P_1, k+P_3-P_1) \right. \\ &\quad + \left(P_D + P_2 + P_A \right)^\mu C_\mu(k+P_1, k+P_2, k+P_3) + P_1^2 C_0(k, k+P_2-P_1, k+P_3-P_1) \\ &\quad + \left(\eta^{\mu\nu} P_2 \cdot P_D + P_A^\mu (P_2 + P_D)^\nu \right) D_{\mu\nu}(k, k+P_1, k+P_2, k+P_3) \\ &\quad \left. + P_2 \cdot P_D P_A^\mu D_\mu(k, k+P_1, k+P_2, k+P_3) \right]. \end{aligned} \quad (2.34)$$

Now the diagram of the second topology is



with symmetry factor $S_{\mathcal{B}_{4,\phi}^{S,2}} = 1$ and momentum conservation $p_1 + p_2 + p_3 + p_4 = 0$. Following our loop-momentum counting a useful choice would be

$$\begin{aligned} P_1 &= p_3, \quad P_2 = p_3 + p_4 \quad \text{and} \quad P_3 = p_2 + p_3 + p_4 \\ P_A &= 0, \quad P_B = 2p_2 + p_3 + p_4, \quad P_C = 2p_3 = 2P_1 \quad \text{and} \quad P_D = p_3 + p_4 = P_2 \end{aligned} \quad (2.35)$$

and hence the above diagram gives directly

$$\begin{aligned} \mathcal{B}_{4,\phi}^{S,2} &= g_4^4 \left[B_0(k, k + P_3 - P_2) - 2P_1^\mu C_\mu(k, k + P_2 - P_1, k + P_3 - P_1) \right. \\ &+ \left(P_C + P_2 + 2P_1 \right)^\mu C_\mu(k + P_1, k + P_2, k + P_3) + P_1^2 C_0(k, k + P_2 - P_1, k + P_3 - P_1) \\ &+ \left(\eta^{\mu\nu} P_2 \cdot P_C + 2P_1^\mu (P_2 + P_C)^\nu \right) D_{\mu\nu}(k, k + P_1, k + P_2, k + P_3) \\ &\left. + 2P_2 \cdot P_C P_1^\mu D_\mu(k, k + P_1, k + P_2, k + P_3) \right]. \end{aligned} \quad (2.36)$$

Finally, the complete S -Box contribution is given by

$$\mathcal{B}_{4,\phi}^S = \mathcal{B}_{4,\phi}^{S,1}(P_j, P_{j'}) + \mathcal{B}_{4,\phi}^{S,2}(P_j, P_{j'}), \quad (2.37)$$

with $j = 1, 2, 3$ and $j' = A, B, C, D$, while the full 1-loop correction to the $(\bar{\phi}\phi)^2$ vertex yields

$$\mathcal{B}_{4,\phi} = \mathcal{B}_{4,\phi}^C + \mathcal{B}_{4,\phi}^T + \mathcal{B}_{4,\phi}^S. \quad (2.38)$$

All the needed information to start the renormalization procedure for the boundary action, $S^{\text{b-h}}$, is now in our hands and is contained in Eq. (2.16), Eq. (2.21) and Eq. (2.38). In what follows we use these equations to extract the counter-terms and the β -functions of the associated couplings.

2.3 Renormalization and β -functions

Regarding the Boundary-Hybrid action given in Eq. (2.11), there is only one step left towards the calculation of the β -functions and of the RG flows. This step refers to the renormalization procedure, according to which the divergencies cancel after inserting appropriate counter-terms in the action. An important point is the following: Recall from Section 2.2 that every 1-loop diagram that we faced was reduced to scaleless integrals due to the absence of explicit mass terms in the classical Lagrangian. Since our scheme is DR, these integrals in general vanish, however here we distinguish three cases following the Appendices of [1, 22]. According to those

the scalar integrals of A_0 -type are forced to vanish in DR while, for the B_0 -type we have the freedom to separate the UV from the IR divergence. So on our road to the β -functions A_0 's will be absent and B_0 's will contribute a $2/\varepsilon$ divergent term. The third case refers to the finite integrals which, when scaleless, take a $0/0$ form and they can be replaced by arbitrary constants.

We now proceed with the renormalization of the couplings $g_{4,0}$ and $c_{1,0}^{(6)}$ as well as of the fields $A_{\mu,0}^3$ and ϕ_0 . The subscript 0 indicates bare quantities. Regarding the gauge coupling recall that it contains g_0 and the anisotropy factor γ_0 which in principle both get renormalized. Then their contribution will be hidden in the counter-term/ β -function of $g_{4,0}$. Moreover, to simplify expressions, the alternative dimensionless in d -dimensions coupling

$$\alpha_{4,0} \equiv \frac{1}{(4\pi)^2} \mu^{d-4} g_{4,0}^2 \quad (2.39)$$

can be considered. This and its 5d analogue will be used extensively in the following. The counter-term for the gauge coupling is given by

$$\begin{aligned} g_{4,0} &= g_4 + \delta g_4 \Rightarrow \\ g_{4,0} &= g_4 \left(1 + \frac{\delta g_4}{g_4}\right) = (1 + \delta_{g_4}) g_4 = Z_{g_4} g_4 \end{aligned} \quad (2.40)$$

while for the scalar self-coupling by

$$\begin{aligned} c_{1,0}^{(6)} &= c_1^{(6)} + \delta c_1^{(6)} \\ &= c_1^{(6)} \left(1 + \frac{\delta c_1^{(6)}}{c_1^{(6)}}\right) = (1 + \delta_{c_1^{(6)}}) c_1^{(6)} = Z_{c_1^{(6)}} c_1^{(6)}. \end{aligned} \quad (2.41)$$

In d -dimensions the scale independence relations of the bare couplings

$$\mu \frac{dg_{4,0}}{d\mu} = \mu \frac{d(4\pi\mu^{\frac{4-d}{2}} \sqrt{\alpha_{4,0}})}{d\mu} = 0 \quad (2.42)$$

$$\mu \frac{dc_{1,0}^{(6)}}{d\mu} = 0 \quad (2.43)$$

generate the β -function equations. Similarly, for the anomalous dimensions of the fields we define

$$\phi_0 = \sqrt{Z_\phi} \phi = \sqrt{1 + \delta_\phi} \phi \quad (2.44)$$

$$A_{\mu,0}^3 = \sqrt{Z_A} A_\mu^3 = \sqrt{1 + \delta_A} A_\mu^3. \quad (2.45)$$

The next step is to apply the above relations to our Lagrangian given by

$$\begin{aligned} \mathcal{L}_0^{\text{b-h}} &= -\frac{1}{4} F_{\mu\nu,0}^3 F_0^{3,\mu\nu} + \frac{1}{2\xi} A_{\mu,0}^3 \partial^\mu \partial_\nu A_0^{3,\nu} - \bar{\phi}_0 \square \phi_0 - \frac{c_{1,0}^{(6)}}{4\Lambda^2} (\bar{\phi}_0 \phi_0) \bar{\phi}_0 \square \phi_0 - \bar{c}_0^3 \square c_0^3 \\ &+ ig_{4,0} \left\{ \eta_{\mu\rho} - \frac{\eta_{\mu\rho} \square - \partial_\mu \partial_\rho}{\Lambda^2} \right\} A_0^{3,\rho} \left(\bar{\phi}_0 \partial^\mu \phi_0 - \phi_0 \partial^\mu \bar{\phi}_0 \right) + g_{4,0}^2 (A_{\mu,0}^3)^2 \bar{\phi}_0 \phi_0 \\ &+ \frac{g_{4,0}^2}{2\Lambda^2} \left(A_{\mu,0}^3 A_{\rho,0}^3 \partial^\rho \bar{\phi}_0 \partial^\mu \phi_0 + A_{\mu,0}^3 \partial^\rho A_{\rho,0}^3 \partial^\mu (\bar{\phi}_0 \phi_0) \right) - 2g_{4,0}^2 \frac{A_0^{3,\mu} (\eta_{\mu\rho} \square - \partial_\mu \partial_\rho) A_0^{3,\rho}}{\Lambda^2} \bar{\phi}_0 \phi_0 \end{aligned}$$

$$+ i \frac{g_{4,0} c_{1,0}^{(6)}}{4\Lambda^2} A_{\mu,0}^3 \bar{\phi}_0 \phi_0 \left(\bar{\phi}_0 \partial^\mu \phi_0 - \phi_0 \partial^\mu \bar{\phi}_0 \right) + \frac{g_{4,0}^2 c_{1,0}^{(6)}}{4\Lambda^2} (A_{\mu,0}^3)^2 (\bar{\phi}_0 \phi_0)^2 + \mathcal{L}_l^{\text{b-h}} \quad (2.46)$$

where $\mathcal{L}_l^{\text{b-h}}$ corresponds to the 1-loop corrections. Then substituting Eq. (2.40), Eq. (2.41), Eq. (2.44) and Eq. (2.45) into Eq. (2.46) we obtain

$$\mathcal{L}_0^{\text{b-h}} = \mathcal{L}^{\text{b-h}} + \mathcal{L}_{\text{count.}}^{\text{b-h}} + \mathcal{L}_{\text{correc.}}^{\text{b-h}} \equiv \mathcal{L}^{\text{b-h}} + \mathcal{L}_{1\text{-loop}}^{\text{b-h}}$$

with $\mathcal{L}^{\text{b-h}}$ the renormalized Lagrangian

$$\begin{aligned} \mathcal{L}^{\text{b-h}} &= -\frac{1}{4} F_{\mu\nu}^3 F^{3,\mu\nu} + \frac{1}{2} A_\mu^3 \partial^\mu \partial_\nu A^{3,\nu} - \bar{\phi} \square \phi - \frac{c_1^{(6)}}{4\Lambda^2} (\bar{\phi} \phi) \bar{\phi} \square \phi - \bar{c}^3 \square c^3 \\ &+ i g_4 \left\{ \eta_{\mu\rho} - \frac{\eta_{\mu\rho} \square - \partial_\mu \partial_\rho}{\Lambda^2} \right\} A^{3,\rho} \left(\bar{\phi} \partial^\mu \phi - \phi \partial^\mu \bar{\phi} \right) + g_4^2 (A_\mu^3)^2 \bar{\phi} \phi \\ &+ \frac{g_4^2}{2\Lambda^2} \left(A_\mu^3 A_\rho^3 \partial^\rho \bar{\phi} \partial^\mu \phi + A_\mu^3 \partial^\rho A_\rho^3 \partial^\mu (\bar{\phi} \phi) \right) - 2g_4^2 \frac{A^{3,\mu} (\eta_{\mu\rho} \square - \partial_\mu \partial_\rho) A^{3,\rho}}{\Lambda^2} \bar{\phi} \phi \\ &+ i \frac{g_4 c_1^{(6)}}{4\Lambda^2} A_\mu^3 \bar{\phi} \phi \left(\bar{\phi} \partial^\mu \phi - \phi \partial^\mu \bar{\phi} \right) + \frac{g_4^2 c_1^{(6)}}{4\Lambda^2} (A_\mu^3)^2 (\bar{\phi} \phi)^2 \end{aligned} \quad (2.47)$$

and $\mathcal{L}_{1\text{-loop}}^{\text{b-h}}$ the finite 1-loop Lagrangian which in momentum space becomes

$$\begin{aligned} \mathcal{L}_{1\text{-loop}}^{\text{b-h}} &= \frac{1}{2} \left\{ -\delta_A \eta^{\mu\nu} q^2 + \mathcal{M}_A^{\mu\nu} \right\} A_\mu^3 A_\nu^3 + \left\{ \delta_\phi p_1^2 + \mathcal{M}_\phi \right\} \phi \bar{\phi} + \left\{ (\delta c_1^{(6)} + 2c_1^{(6)} \delta_\phi) \frac{p^2}{\Lambda^2} - \mathcal{B}_{4,\phi} \right\} \frac{(\bar{\phi} \phi)^2}{4} \\ &+ \left\{ g_4 \delta_3 \left((p_1 + p_2)_\mu + \frac{(p_1 + p_2)_\mu q^2 - (p_1 + p_2) \cdot q q_\mu}{\Lambda^2} \right) + \mathcal{K}_{\bar{\phi} A \phi, \mu} \right\} A_\mu^3 \bar{\phi} \phi \\ &+ \left\{ \delta_4 g_4^2 \left(\eta^{\mu\nu} + \frac{\eta^{\mu\nu} p_1 \cdot p_2 + q_1^\mu (p_2 - p_1)^\nu}{2\Lambda^2} + \frac{2(\eta^{\mu\nu} q_1^2 - q_1^\mu q_1^\nu)}{\Lambda^2} \right) + \mathcal{B}_{A\bar{\phi} A \phi}^{\mu\nu} \right\} A_\mu^3 A_\nu^3 \phi \bar{\phi} \\ &+ \left\{ \delta_5 \frac{g_4 c_1^{(6)}}{\Lambda^2} (p_1 + p_2)^\mu + \mathcal{B}_{5,A(\bar{\phi} \phi)^2}^\mu \right\} \frac{A_\mu^3 (\phi \bar{\phi})^2}{4} + \left\{ \delta_6 \frac{g_4^2 c_1^{(6)}}{\Lambda^2} \eta^{\mu\nu} + \mathcal{B}_{6,AA(\bar{\phi} \phi)^2}^{\mu\nu} \right\} \frac{A_\mu^3 A_\nu^3 (\phi \bar{\phi})^2}{4}. \end{aligned} \quad (2.48)$$

Note that there is no counter-term for the Faddeev-Popov ghosts since they are decoupled from the theory.

For the gauge-scalar three- and four-point vertices the following relations hold:

$$\begin{aligned} Z_3 &= Z_{g_4} Z_\phi \sqrt{Z_A} \Rightarrow \\ 1 + \delta_3 &= (1 + \delta_{g_4})(1 + \delta_\phi)(1 + \frac{1}{2} \delta_A) \Rightarrow \\ \delta_3 &= \delta_{g_4} + \delta_\phi + \frac{1}{2} \delta_A, \end{aligned} \quad (2.49)$$

and

$$\begin{aligned} Z_4 &= Z_{g_4}^2 Z_\phi Z_A \Rightarrow \\ 1 + \delta_4 &= (1 + 2\delta_{g_4})(1 + \delta_\phi)(1 + \delta_A) \Rightarrow \\ \delta_4 &= 2\delta_{g_4} + \delta_\phi + \delta_A \end{aligned} \quad (2.50)$$

respectively, while for the five- and six-point vertices we get:

$$Z_5 = Z_{g_4} Z_{c_1^{(6)}} Z_\phi^2 \sqrt{Z_A} \Rightarrow$$

$$\begin{aligned}
1 + \delta_5 &= (1 + \delta_{g_4})(1 + \delta_{c_1^{(6)}})(1 + 2\delta_\phi)(1 + \frac{1}{2}\delta_A) \Rightarrow \\
\delta_5 &= \delta_{g_4} + \delta_{c_1^{(6)}} + 2\delta_\phi + \frac{1}{2}\delta_A,
\end{aligned} \tag{2.51}$$

and

$$\begin{aligned}
Z_6 &= Z_{g_4}^2 Z_{c_1^{(6)}} Z_\phi^2 Z_A \Rightarrow \\
1 + \delta_6 &= (1 + 2\delta_{g_4})(1 + \delta_{c_1^{(6)}})(1 + 2\delta_\phi)(1 + \delta_A) \Rightarrow \\
\delta_6 &= 2\delta_{g_4} + \delta_{c_1^{(6)}} + 2\delta_\phi + \delta_A
\end{aligned} \tag{2.52}$$

respectively. The Feynman rules for the counter-terms deriving from Eq. (2.48) are

- Gauge boson 2-point function

$$\text{---} \text{---} \bullet \text{---} \text{---} = -i\delta_A \eta_{\mu\nu} q^2$$

- Scalar 2-point function

$$\text{---} \text{---} \bullet \text{---} \text{---} = i\delta_\phi p_1^2$$

- The A_μ - ϕ - $\bar{\phi}$ vertex counter-term

$$\begin{array}{c} \diagdown \\ \diagup \end{array} \bullet \text{---} = ig_4 \delta_3 Q_\mu(p, q)$$

- The $(\bar{\phi}\phi)^2$ vertex counter-term

$$\begin{array}{c} \diagdown \\ \diagup \end{array} \bullet \begin{array}{c} \diagup \\ \diagdown \end{array} = i(\delta c_1^{(6)} + 2c_1^{(6)} \delta_\phi) \frac{p^2}{\Lambda^2}.$$

- The A_μ - A_ν - ϕ - $\bar{\phi}$ vertex counter-term

$$\begin{array}{c} \text{---} \\ \text{---} \end{array} \bullet \begin{array}{c} \diagdown \\ \diagup \end{array} = 2i\delta_4 g_4^2 Q_{\mu\nu}(p, q)$$

- Four-scalars one-photon vertex counter-term

$$= i\delta_5 g_4 c_1^{(6)} \frac{(p_1 + p_2)_\mu}{\Lambda^2}.$$

- Four-scalars two-photons vertex counter-term

$$= 2i\delta_6 g_4^2 \frac{c_1^{(6)}}{\Lambda^2} \eta_{\mu\nu}.$$

The renormalization conditions needed to make the theory finite at 1-loop are in order. For the gauge boson propagator, diagrammatically, we have that

$$= 0.$$

This implies that the contracted gauge propagator satisfies

$$-\frac{1}{3} \left(\eta^{\mu\nu} - \frac{q^\mu q^\nu}{q^2} \right) (-\delta_A \eta_{\mu\nu} q^2) + \mathcal{M}_A(q^2) = 0. \quad (2.53)$$

The second condition demands that

$$= 0$$

which, as equation, reads

$$\delta_\phi p_1^2 + \mathcal{M}_\phi(p_1^2) = 0. \quad (2.54)$$

Finally, the last condition refers to the four-scalar vertex and demands that

$$= 0$$

or

$$(\delta c_1^{(6)} + 2c_1^{(6)} \delta_\phi) \frac{p^2}{\Lambda^2} - \mathcal{B}_{4,\phi}(p^2) = 0. \quad (2.55)$$

Now for the determination of the counterterms we need to evaluate the 1-loop diagrams, obtained in Section 2.2, which here is done with the help of dimensional regularization. Let

us start with the condition of the vacuum polarization which includes \mathcal{M}_A whose complete contribution is given in Eq. (2.21). In DR this becomes

$$\mathcal{M}_A = \frac{1}{16\pi^2} \left[\frac{2q^2 g_4^2}{3} \frac{1}{\varepsilon} + \frac{4q^4 g_4^2}{3\Lambda^2} \frac{1}{\varepsilon} \right] + [\mathcal{M}_A]_f \quad (2.56)$$

and as a consequence Eq. (2.53) gives

$$\delta_A = \frac{1}{16\pi^2} \left[-\frac{2g_4^2}{3} \frac{1}{\varepsilon} - \frac{4q^2 g_4^2}{3\Lambda^2} \frac{1}{\varepsilon} \right]. \quad (2.57)$$

Next consider the scalar propagator whose 1-loop correction is given in Eq. (2.16) and in DR reads

$$\mathcal{M}_\phi = \frac{1}{16\pi^2} \left[-4p_1^2 g_4^2 \left(1 - \frac{p_1^2}{\Lambda^2}\right) \frac{1}{\varepsilon} + \right] + [\mathcal{M}_\phi^{\phi A \mu}]_f. \quad (2.58)$$

Substituting this back to the condition Eq. (2.54) we get

$$\delta_\phi = \frac{1}{16\pi^2} \left[4g_4^2 \frac{1}{\varepsilon} - \frac{4g_4^2 p_1^2}{\Lambda^2} \frac{1}{\varepsilon} \right]. \quad (2.59)$$

As we have already mentioned, due to gauge invariance the relation $\delta_\phi = \delta_3$ holds. So using Eq. (2.49) we can extract the counterterm of the gauge coupling as

$$\begin{aligned} \delta_{g_4} &= -\frac{1}{2} \delta A \Rightarrow \\ \frac{\delta g_4}{g_4} &= \frac{1}{16\pi^2} \left[\frac{g_4^2}{3} \frac{1}{\varepsilon} + \frac{2q^2 g_4^2}{3\Lambda^2} \frac{1}{\varepsilon} \right] \Rightarrow \\ \delta g_4 &= \frac{1}{16\pi^2} \left[\frac{g_4^3}{3} \frac{1}{\varepsilon} + \frac{2q^2 g_4^3}{3\Lambda^2} \frac{1}{\varepsilon} \right]. \end{aligned} \quad (2.60)$$

Finally for the last condition we need $\mathcal{B}_{4,\phi}$ which is given in Eq. (2.38) and in DR gives

$$\mathcal{B}_{4,\phi} = \frac{1}{16\pi^2} \left[\frac{4(c_1^{(6)} p^2)^2}{\Lambda^4 \varepsilon} + \frac{52g_4^4}{\varepsilon} + \frac{2g_4^4 \{f_C(p_i) + f_T(p_i) + f_S(p_i)\}}{\Lambda^2 \varepsilon} \right] + [\mathcal{B}_{4,\phi}]_f, \quad (2.61)$$

where $i = 1, 2, 3, 4$ and f_C , f_T and f_S are functions of the external momenta coming from the C -, T - and S -Boxes respectively. Substituting the above in the condition of Eq. (2.55) the counter-term of $c_1^{(6)}$, for $p^2 \equiv p_1^2$, yields

$$\delta c_1^{(6)} = \frac{1}{16\pi^2} \left[4(c_1^{(6)})^2 \frac{p_1^2}{\Lambda^2} - 8c_1^{(6)} g_4^2 + 52g_4^4 \frac{\Lambda^2}{p_1^2} + \frac{8c_1^{(6)} g_4^2 p_1^2}{\Lambda^2} + \frac{2g_4^4 \{f_C(p_i) + f_T(p_i) + f_S(p_i)\}}{p_1^2} \right] \frac{1}{\varepsilon}. \quad (2.62)$$

Note that δ_A , δ_ϕ and δg_4 reduce to the values of the usual SQED (see [1]) when the HDO are decoupled. As the next step should be to determine the β -function of the couplings, it is natural to choose an off-shell momentum scheme, $p^2 \neq 0$, since the classical Lagrangian lacks of explicit mass terms. This is actually necessary otherwise the calculation of $c_1^{(6)}$'s β -function is ambiguous. At this stage, it may seem that our model has two dimensionless couplings, $c_1^{(6)}$ and g_4 and three dimensionful scales μ , Λ and v in case a vev develops. On the other hand, the action Eq. (2.11) is a product of the orbifold lattice which, for the boundary, inherits the model only with g_4 , μ and v so there is an apparent mismatch of the independent parameters. Nevertheless

this is not true because Λ and v depend on the regularization scale, as a consequence the only independent scale is μ . In addition, as we will see in the next section, the minimization condition of the scalar potential will induce a relation between $c_1^{(6)}$ and g_4 , leaving us with the correct number of parameters.

The off-shell regularization scheme exploited here is choosing $p_i^2 = q_i^2 = \Lambda^2$, which together with the momentum and channel conservation relations

$$p_1 + p_2 + p_3 + p_4 = 0 \quad \text{and} \quad \{s = 4\Lambda^2, t = 0\}$$

fix

$$p_1 \cdot p_2 = p_3 \cdot p_4 = \Lambda^2, \quad \text{and} \quad p_1 \cdot p_3 = p_2 \cdot p_4 = p_1 \cdot p_4 = p_2 \cdot p_3 = -\Lambda^2.$$

Using the above scheme to simplify our counter-terms, we obtain from Eq. (2.59), Eq. (2.60) and Eq. (2.62)

$$\delta_\phi = 0 \tag{2.63}$$

$$\delta g_4 = \frac{1}{16\pi^2} \left[\frac{g_4^3}{\varepsilon} \right], \tag{2.64}$$

$$\delta c_1^{(6)} = \frac{1}{16\pi^2} \left[4(c_1^{(6)})^2 + 34g_4^4 \right] \frac{1}{\varepsilon} \tag{2.65}$$

respectively. Now we are in position to determine the β -functions of the two couplings. For this we work in d -dimensions so we need to know the dimensionality of the couplings when $d \neq 4$. Keep in mind that the classical dimensions of the gauge and scalar fields, determined from the corresponding kinetic terms, are $d_{A_\mu^3} = \frac{d-2}{2}$ and $d_\phi = \frac{d-2}{2}$ respectively. Starting with the gauge coupling, its associated operators are $A_\mu^3 \bar{\phi} \partial \phi$ and $(A_\mu^3)^2 \bar{\phi} \phi$ and a dimensional analysis of the latter gives

$$\begin{aligned} 2d_{g_4} + 2d_{A_\mu^3} + 2d_\phi &= d \Rightarrow \\ 2d_{g_4} + d - 2 + d - 2 &= d \Rightarrow \\ d_{g_4} &= \frac{4-d}{2} \end{aligned} \tag{2.66}$$

in accordance with Eq. (2.42). For the scalar self-coupling there is only one associated operator, $(\bar{\phi}\phi)^2 \bar{\phi} \square \phi$ suppressed by $1/\Lambda^2$, indicating that

$$\begin{aligned} d_{c_1^{(6)}} + 2 + 4d_\phi - 2 &= d \Rightarrow \\ d_{c_1^{(6)}} + 2(d-2) &= d \Rightarrow \\ d_{c_1^{(6)}} &= 4-d. \end{aligned} \tag{2.67}$$

These classical dimensions and since Eq. (2.39) and Eq. (2.64) determine $\delta\alpha_4 = 2\alpha_4^2/\varepsilon$, together with Eq. (2.42) yield the β -function of the gauge coupling

$$\begin{aligned} \beta_{\alpha_4} = -d_{\alpha_4} \alpha_4 + 2\alpha_4^2 \quad \text{or} \quad \beta_{g_4 \mu^{-\frac{\varepsilon}{2}}} &= -d_{g_4} g_4 \mu^{-\frac{\varepsilon}{2}} + \frac{g_4^3 \mu^{-\frac{3\varepsilon}{2}}}{16\pi^2} \Rightarrow \\ \beta_{\alpha_4} = -\varepsilon \alpha_4 + 2\alpha_4^2 \quad \text{or} \quad \beta_{g_4 \mu^{-\frac{\varepsilon}{2}}} &= -\frac{\varepsilon}{2} g_4 \mu^{-\frac{\varepsilon}{2}} + \frac{g_4^3 \mu^{-\frac{3\varepsilon}{2}}}{16\pi^2}. \end{aligned}$$

For $c_1^{(6)}$, using Eq. (2.43), we obtain the β -function

$$\begin{aligned}\beta_{c_1^{(6)}} &= -d_{c_1^{(6)}} c_1^{(6)} + \frac{1}{16\pi^2} \left[4(c_1^{(6)})^2 + 34g_4^4 \right] \Rightarrow \\ \beta_{c_1^{(6)}} &= -\varepsilon c_1^{(6)} + \frac{1}{16\pi^2} \left[4(c_1^{(6)})^2 + 34g_4^4 \right].\end{aligned}$$

For completeness let us just present now the corresponding β -function of the bulk gauge coupling. There is no need for extra calculations here since the bulk lattice action, given in Eq. (A.37), after considering the naive continuum limit in Minkowski space, yields the Lagrangian

$$\begin{aligned}\mathcal{L}^B &= -\frac{1}{4} F_{\mu\nu}^A F^{A,\mu\nu} + \frac{1}{16\Lambda^2} (D^\mu F_{\mu\nu}^A) (D_\mu F^{A,\mu\nu}) - \frac{g_5}{24\Lambda^2} f_{ABC} F_{\mu\nu}^A F_{\nu\rho}^B F_{\rho\mu}^C \\ &+ \left(\overline{D_\mu \Phi^A} \right) (D^\mu \Phi^A) - \frac{1}{4\Lambda^2} \left(\overline{D^2 \Phi^A} \right) (D^2 \Phi^A) \right].\end{aligned}\quad (2.68)$$

The above is a 5d version of the Lee-Wick gauge model [18, 20] from where we can extract the bulk β -functions by generalizing the results to $d = 5$. Now the Lee-Wick Lagrangian is given in [18] and it is

$$\begin{aligned}\mathcal{L} &= -\frac{1}{4} F_{\mu\nu}^A F^{A,\mu\nu} + \frac{1}{2m^2} (D^\mu F_{\mu\nu}^A) (D_\mu F^{A,\mu\nu}) + \frac{k_F g}{2m^2} f_{ABC} F_{\mu\nu}^A F_{\nu\rho}^B F_{\rho\mu}^C + (D_\mu \phi^A)^* (D^\mu \phi^A) \\ &- \frac{1}{m^2} \left\{ \delta_1 (D^2 \phi^A)^* (D^2 \phi^A) + ig\delta_2 (\phi^A)^* (D_\mu F^{\mu\nu}) D_\nu \phi^A + g^2 \delta_3 (\phi^B)^* F_{\mu\nu}^A F^{A,\mu\nu} \phi^B \right\}\end{aligned}\quad (2.69)$$

and the $d = 4$ β -function that derives from it, is

$$\beta(g) = -\frac{g^3}{16\pi^2} \left[\left(\frac{43}{6} - 18k_F + \frac{9}{2}k_F^2 \right) C_2 - \left(\frac{\delta_1 + 6\delta_3}{3\delta_1} \right) n_\phi \right].\quad (2.70)$$

C_2 is the Casimir operator in the adjoint representation, which for $SU(2)$ is $C_2 = 2$. n_ϕ is the number of scalar fields and k_F , δ_1 and δ_3 are couplings multiplying the HDO. Back to our model, the only coupling in Eq. (2.68) is g_5 , a consequence of the lattice origin of the action, so there should be only one independent β -function which should be extracted from Eq. (2.70). A direct comparison of Eq. (2.68) and Eq. (2.69) can be made by setting $\delta_2 = \delta_3 = 0$ in the latter and defining $16\Lambda^2 = 2m^2$, $k_F = -2/3$ and $\delta_1 = 2$ in the former, to obtain

$$\begin{aligned}\mathcal{L}^B &= -\frac{1}{4} F_{\mu\nu}^A F^{A,\mu\nu} + \frac{1}{2m^2} (D^\mu F_{\mu\nu}^A) (D_\mu F^{A,\mu\nu}) + \frac{k_F g_5}{2m^2} f_{ABC} F_{\mu\nu}^A F_{\nu\rho}^B F_{\rho\mu}^C \\ &+ \left(\overline{D_\mu \Phi^A} \right) (D^\mu \Phi^A) - \frac{\delta_1}{m^2} \left(\overline{D^2 \Phi^A} \right) (D^2 \Phi^A).\end{aligned}\quad (2.71)$$

The 1-loop part of the β -function of our bulk action, $\beta_{g_5}^1$, can be then obtained by substituting the above parameters together with $n_\phi = 1$ in $\beta(g)$. This yields

$$\beta_{g_5}^1 = -\left[\frac{125}{6} \right] \frac{g_5^3}{16\pi^2}.\quad (2.72)$$

Finally, considering $(F_{\mu\nu}^A)^3/\Lambda^2$ as the associated operator of the coupling g_5 , dimensional analysis indicates that

$$d_{g_5} + 3d_{F_{\mu\nu}} - 2 = d \Rightarrow$$

$$\begin{aligned}
d_{g_5} + 3\frac{d}{2} - 2 &= d \Rightarrow \\
d_{g_5} &= \frac{4-d}{2}
\end{aligned}
\tag{2.73}$$

in d -dimensions, with $d_{F_{\mu\nu}} = d/2$. Hence including the tree level part, the complete 1-loop β -function of the gauge coupling becomes

$$\beta_{g_5\mu^{-\frac{\varepsilon}{2}}} = -\frac{\varepsilon}{2}g_5\mu^{-\frac{\varepsilon}{2}} - \frac{125}{6}\frac{g_5^3\mu^{-\frac{3\varepsilon}{2}}}{16\pi^2} \quad \text{or} \quad \beta_{\alpha_5} = -\varepsilon\alpha_5 - \frac{125}{6N}\alpha_5^2$$

where we have formed the dimensionless combination $g_5\mu^{-\varepsilon/2}$ and following our steps on the boundary, defined the dimensionless in d -dimensions gauge coupling

$$\alpha_5 = \frac{2N}{16\pi^2}g_5^2\mu^{-\varepsilon}.
\tag{2.74}$$

Note that in 4-dimensions β_{α_5} is such that the coupling is asymptotically free, a well known characteristic of non-Abelian gauge theories. The contribution of the HDO affects only the numerical factor in front of the 1-loop β -function.

We collect the β -functions for the boundary and bulk couplings in $d = 4 - \varepsilon$ dimensions and for $N = 2$:

$$\beta_{\alpha_4} = -\varepsilon\alpha_4 + 2\alpha_4^2 \quad \text{or} \quad \beta_{g_4\mu^{-\frac{\varepsilon}{2}}} = -\frac{\varepsilon}{2}g_4\mu^{-\frac{\varepsilon}{2}} + \frac{g_4^3\mu^{-\frac{3\varepsilon}{2}}}{16\pi^2}
\tag{2.75}$$

$$\beta_{c_1^{(6)}} = -\varepsilon c_1^{(6)} + \frac{1}{16\pi^2}\left[4(c_1^{(6)})^2 + 34g_4^4\right]
\tag{2.76}$$

$$\beta_{\alpha_5} = -\varepsilon\alpha_5 - \frac{125}{12}\alpha_5^2 \quad \text{or} \quad \beta_{g_5\mu^{-\frac{\varepsilon}{2}}} = -\frac{\varepsilon}{2}g_5\mu^{-\frac{\varepsilon}{2}} - \frac{125}{6}\frac{g_5^3\mu^{-\frac{3\varepsilon}{2}}}{16\pi^2}.
\tag{2.77}$$

3 The Higgs phase

The action in Eq. (2.11) represents a version of massless SQED, enhanced by dimension-6 operators. If instead of the dimension-6 operators a scalar, quartic polynomial self interaction term was present, it would be just the classic Coleman-Weinberg model [11]. It is natural then to ask if and in what ways the boundary theory of Section 2.3 is different from it. We therefore perform next such a comparison, as we analyze the Higgs phase. A short review, including all the main results of the CW model relevant to our discussion, is presented in Appendix D. In the second part of this section we also consider the case where pure polynomial terms are added to our model. This would be of course inconsistent with our construction but it could be easily realized in less restricted models.

3.1 The scalar potential and a comparison to the Coleman-Weinberg model

This comparison is going to be very useful because not only will it show the differences between the two models but we can exploit at the same time their similarities. Let us work in momentum

space and take $d = 4$, following Appendix D. First we have to construct the improved effective potential that corresponds to Eq. (2.46). Next comes its minimization through which we will see if there exists a non-trivial minimum and whether it imposes a relation between the couplings, as it does in Eq. (D.2). Then we determine the scalar and gauge field masses and from those the scalar-to-gauge mass ratio.

The starting point is the renormalized but yet unimproved potential which, up to total derivatives, is

$$\begin{aligned} V(\bar{\phi}, \phi) &= -\frac{c_1^{(6)} p^2}{4\Lambda^2} (\bar{\phi}\phi)^2 \equiv -\frac{c_1^{(6)} p_1 \cdot p_3}{4\Lambda^2} (\bar{\phi}\phi)^2 \Rightarrow \\ V(\bar{\phi}, \phi) &= \frac{c_1^{(6)}}{4} (\bar{\phi}\phi)^2, \end{aligned} \quad (3.1)$$

where the choice $p^2 \equiv p_1 \cdot p_3 = -\Lambda^2$ comes from the off-shell scheme introduced in the previous section. Note that we used this choice so as to get rid of the unphysical overall minus sign which makes momentum space uncomfortable. One way to see the effect of the improvement is to notice that ϕ could take the place of the renormalization scale, a fact that can be seen through the definition of the effective mass. In particular this is given as the second derivative of V

$$\frac{\partial^2 V(\bar{\phi}, \phi)}{\partial \bar{\phi} \partial \phi} = m_{\text{eff}}^2(\mu) = c_1^{(6)} \bar{\phi}\phi, \quad (3.2)$$

with $\bar{\phi}, \phi$ the only running parameters in the r.h.s. This information can be inherited in the potential if instead of looking at the running of μ we focus on the running of ϕ , using the identifications

$$\mu^2 \rightarrow m_{\text{eff}}^2(\mu) = c_1^{(6)} \bar{\phi}\phi(\mu) \quad \text{and} \quad m_{\text{eff}}^2(\mu_R) = c_1^{(6)} v^2 \quad (3.3)$$

with μ_R an arbitrary renormalization scale and v the vacuum expectation value (vev) of the scalar field. To make the argument clear take the fourth derivative of the full 1-loop bare potential of Eq. (2.46) which, in momentum space and in the same scheme as Eq. (3.1), is

$$\begin{aligned} V^{(4)} &\equiv \frac{\partial^2}{\partial \bar{\phi}^2} \frac{\partial^2}{\partial \phi^2} V_0(\bar{\phi}, \phi) = c_1^{(6)} + \delta c_1^{(6)} + 2c_1^{(6)} \delta_\phi + \mathcal{B}_{4,\phi} \\ &\equiv c_1^{(6)} + \delta c_1^{(6)} + \mathcal{B}_{4,\phi}, \end{aligned} \quad (3.4)$$

where Eq. (2.63) was used. Recall that in our case the HDO made δ_ϕ vanish, which is not the case in the usual CW model (see Appendix D). Essentially $V^{(4)}$ gives a reformulation of the renormalization condition in Eq. (2.55). Since the above relation is about a physical quantity, connected to the Green functions, it should be finite, forcing us to absorb the divergent part of $\mathcal{B}_{4,\phi}$ in the remnant counterterm. Here comes the crucial part now, since in the regularization scheme of Eq. (3.3) the contribution of the scaleless B_0 integrals can be rewritten as

$$B_0 \equiv \frac{2}{\varepsilon} + \ln \frac{\mu^2}{\mu_R^2} = \frac{2}{\varepsilon} + \ln \frac{m_{\text{eff}}^2(\mu)}{m_{\text{eff}}^2(\mu_R)} = \frac{2}{\varepsilon} + \ln \frac{\bar{\phi}\phi}{v^2}. \quad (3.5)$$

Substituting this into Eq. (3.4) (using Eq. (2.61)) and canceling the divergent part we get

$$V^{(4)} = c_1^{(6)} + \frac{1}{32\pi^2} [4(c_1^{(6)})^2 + 34g_4^4] t \equiv c_1^{(6)}(t) \quad \text{and} \quad \delta c_1^{(6)} = \frac{-1}{16\pi^2} [4(c_1^{(6)})^2 + 34g_4^4] \frac{1}{\varepsilon}, \quad (3.6)$$

with $t = \ln(\bar{\phi}\phi/v^2)$ and the condition $V^{(4)} = c_1^{(6)}$, for $t = 0$, at work. As a side comment note that when the Callan-Symanzik operator hits on $V^{(4)}$, one obtains

$$\begin{aligned} \left[-2\frac{\partial}{\partial t} + \beta_{c_1^{(6)}}^1 \frac{\partial}{\partial c_1^{(6)}} + \beta_{g_4}^1 \frac{\partial}{\partial g_4} - 2\gamma_\phi \right] V^{(4)} &= 0 \Rightarrow \\ \frac{\partial c_1^{(6)}(t)}{\partial t} &= \frac{1}{2}\beta_{c_1^{(6)}}^1 \Rightarrow \\ c_1^{(6)}(t) &= c_1^{(6)} + \beta_{c_1^{(6)}}^1 \frac{t}{2}, \end{aligned} \quad (3.7)$$

where $\beta_{c_1^{(6)}}^1(\beta_{g_4}^1)$ is the 1-loop part of the β -function of $c_1^{(6)}$ (of g_4) while the anomalous dimension of ϕ , given by γ_ϕ , vanishes. Then comparing the above to Eq. (3.6) fixes $\beta_{c_1^{(6)}}^1$ to

$$\beta_{c_1^{(6)}}^1 = \frac{1}{16\pi^2} \left[4(c_1^{(6)})^2 + 34g_4^4 \right], \quad (3.8)$$

matching the loop part of Eq. (2.76). Notice that in the CW model, the corresponding Callan-Symanzik equation gives for the quartic coupling the β -function of Eq. (D.9). There, a cross term between the quartic and gauge coupling exists due to the appearance of the anomalous dimension Eq. (D.7). Here the presence of the HDO leads to $\gamma_\phi = 0$, hence the cross term is missing in $\beta_{c_1^{(6)}}^1$. The improved 1-loop effective potential is now easily obtained by integrating with respect to the scalar field the renormalized $V^{(4)}$, to finally arrive in momentum space at

$$V_{\text{imp.}}(\bar{\phi}, \phi) = \frac{c_1^{(6)}}{4} (\bar{\phi}\phi)^2 + \left\{ 2(c_1^{(6)})^2 + 17g_4^4 \right\} \frac{(\bar{\phi}\phi)^2}{64\pi^2} \left(\ln \frac{\bar{\phi}\phi}{v^2} - 3 \right). \quad (3.9)$$

The corresponding effective potential from the CW analysis is given in Eq. (D.1) and it is apparent that taken at face value, our potential in the chosen renormalization scheme is essentially a CW potential with the HDO coupling $c_1^{(6)}$ playing the role of the quartic coupling λ . There are differences though that are quite important with the most obvious ones hiding in the numerical factors. To see an example of the effect of the different numerical factors, we proceed with the minimization of the potential. Being of the CW type, the potential is expected to be of a no-scale nature, yielding a constraint between couplings rather than determining a vev. Following [11] and defining $\bar{\phi}\phi = [(A_5^1)^2 + (A_5^2)^2]/2 \equiv \phi_r^2$, we first rewrite the potential as

$$V_{\text{imp.}}(\phi_r) = \frac{c_1^{(6)}}{4} \phi_r^4 + \left\{ 2(c_1^{(6)})^2 + 17g_4^4 \right\} \frac{\phi_r^4}{64\pi^2} \left(\ln \frac{\phi_r^2}{v^2} - 3 \right) \quad (3.10)$$

and then find its minimum:

$$\left. \frac{\partial V_{\text{imp.}}(\phi_r)}{\partial \phi_r} \right|_{\phi_r=v} = \frac{-(10(c_1^{(6)})^2 + 85g_4^4 - 32\pi^2 c_1^{(6)})v^3}{32\pi^2} = 0 \Rightarrow \quad (3.11)$$

$$c_1^{(6)} = \frac{85}{32\pi^2} g_4^4, \quad (3.12)$$

where $(c_1^{(6)})^2$ was neglected with respect to $c_1^{(6)}$ since the latter is approximately 32 times bigger than the former at the above relation. Substituting Eq. (3.12) into Eq. (3.9) we end up with

$$V_{\text{imp.}}(\phi_r) = \frac{17g_4^4 \phi_r^4}{128\pi^2} \left(2 \ln \frac{\phi_r^2}{v^2} - 1 \right) + \mathcal{O}(g_4^8), \quad (3.13)$$

which justifies our choice to neglect $(c_1^{(6)})^2$. Notice that both Eq. (3.12) and Eq. (3.13) have analogues in the CW analysis, with the corresponding results given by Eq. (D.2) and Eq. (D.3) respectively. Now, Eq. (3.11) indicates a non-trivial minimum at $\langle \phi_r \rangle = v$, as the shape of the potential is of the standard Mexican hat form, see Fig. 2.

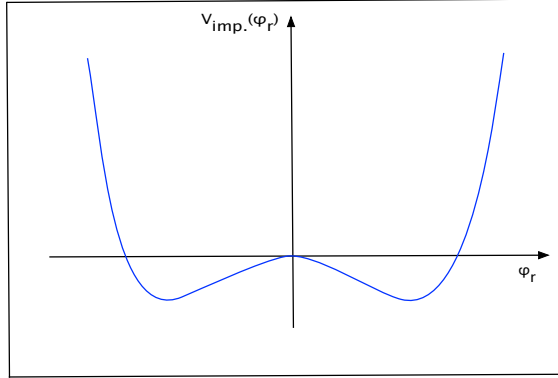


Figure 2: The potential in Eq. (3.13).

The vev triggers the spontaneous breaking of the gauge symmetry, allowing us to perform in the potential the shift $\phi_r \rightarrow h + v$ with h the physical scalar. Then,

$$m_h^2 \equiv \left. \frac{\partial^2 V(h)}{\partial h^2} \right|_{h=0} = \frac{210}{8\pi^2} g_4^4 v^2. \quad (3.14)$$

Notice the difference with respect to CW numerical factor in the scalar mass. It arises due to the different overall numerical factor in Eq. (3.13) that affects the magnitude of the curvature of the potential at the minimum and originates from the higher derivative operator with coupling $c_1^{(6)}$. Since the gauge symmetry is broken, we expect the gauge field to develop a mass. To leading order in Λ only the operator $(A_\mu^3)^2 \bar{\phi} \phi$ contributes after the shift and from that we obtain a gauge boson mass

$$m_{A_\mu^3}^2 = g_4^2 v^2 \equiv m_Z^2, \quad (3.15)$$

the same as in the CW model. Therefore the above two expressions for the masses determine, at tree level, the scalar-to-gauge-field mass ratio

$$\begin{aligned} \frac{m_h^2}{m_Z^2} &\equiv \rho_{\text{bh}}^2 = \frac{210}{8\pi^2} g_4^2 \Rightarrow \\ \rho_{\text{bh}} &= \sqrt{\frac{210}{8\pi^2}} g_4 \simeq 1.64 g_4. \end{aligned} \quad (3.16)$$

In the last line we computed the numerical factor for later convenience. The corresponding CW analysis results in a scalar and gauge mass given in Eq. (D.4) and Eq. (D.5) respectively, determining the mass ratio in Eq. (D.6):

$$\rho_{\text{CW}} = \sqrt{\frac{3}{8\pi^2}} e \simeq 0.19 e. \quad (3.17)$$

Let us discuss some numerics. To begin, the appearance of the anisotropy is rather important because it allows ρ_{bh} to reach its Standard Model value 1.38 for reasonable values of g (recall, $g_4 = g\sqrt{\gamma}$). The analogous observation from the non-perturbative point of view in [9] was that close to the Higgs-Hybrid phase transition and for $\gamma \simeq 0.50$, a $\rho_{\text{bh}} \simeq 1.40$ can be measured. Away from the phase transition or in the absence of anisotropy, the mass ratio is far from this value. As an example consider the triple point in Fig. 1 which is reached for $\gamma \simeq 0.79$ [8]. Then, for our model, Eq. (3.16) gives $\rho_{\text{bh}} \simeq 1.45 g$, which for $g \simeq 0.95$ reproduces the SM value, while in the CW model we would need much larger values of e to reach the same result. Another way to see the difference is to suppose that g and e are of the same order. Then for $\gamma \simeq 0.79$ and $g \simeq e$, we get $\rho_{\text{bh}} \simeq 7.60 \rho_{\text{CW}}$. Regarding the dependence of ρ_{bh} on g_4 in Eq. (3.16), forcing Eq. (3.16) and Eq. (3.17) to give the SM value, fixes $g_4 \simeq 0.84$ and $e \simeq 7.20$ respectively, indicating that the former can be consistent with perturbation theory, not so much the latter. Interestingly, this value for g_4 , when substituted back into Eq. (3.12), gives $c_1^{(6)} \simeq 0.13$ close to the SM value for the Higgs self-coupling. Recall that $c_1^{(6)}$ plays the role of the scalar quartic coupling here so this is a non-trivial coincidence. On the other hand, setting $e \simeq 7.20$ into Eq. (D.2) we find $\lambda \simeq 1123.20$.

The above numerical discussion did not take into account constraints that originate from the non-perturbative dynamics. We will insert later information of this sort in the discussion and look again at the numbers but first we have to understand better the running of the various parameters involved. So, let us now look at the scale dependence of the couplings. This can be done for the two models by solving the equations

$$\mu \frac{d g_4(\mu)}{d\mu} = \beta_{g_4} \quad \text{and} \quad \mu \frac{d e(\mu)}{d\mu} = \beta_e \quad (3.18)$$

respectively, choosing as IR boundary conditions $m_R, M_R, g_4(m_R) \equiv g_{4,R}$ (or $g(m_R)\gamma(m_R) \equiv g_R \gamma_R$) and $e(M_R) \equiv e_R$. In order to locate the UV limit of the running in our case, recall first that the masses depend on g_4 and v only. We will choose from now on a scheme where the vev is kept frozen at a value $v = v_*$, in which case the running of the masses is determined by that of g_4 only. Both evolutions implied by Eq. (3.18) are not interrupted, in principle, but from a Landau pole at some extremely large UV scale. A crucial difference with respect to the CW case is that in our model the running must be halted in the UV by the quantum phase transition, way before the Landau pole is hit. Let us call this scale μ_* and see in the following section whether it can be identified more precisely.

Solving the RG equations of Eq. (3.18) gives

$$g_4(\mu) = \frac{g_{4,R}}{\sqrt{1 - \frac{g_{4,R}^2}{16\pi^2} \ln \frac{\mu^2}{m_R^2}}} \quad \text{or} \quad \alpha_4(\mu) = \frac{\alpha_{4,R}}{1 - \alpha_{4,R} \ln \frac{\mu^2}{m_R^2}} \quad (3.19)$$

for our boundary coupling and

$$e(\mu) = \frac{e_R}{\sqrt{1 - \frac{e_R^2}{48\pi^2} \ln \frac{\mu^2}{M_R^2}}} \quad (3.20)$$

for the Coleman-Weinberg case, both evaluated for $d = 4$. On Fig. 3 we compare the two evolutions for the case of $M_R = m_R = 91.1$ GeV, $g_{4,R} = 0.83$ and $e_R = 0.31$.

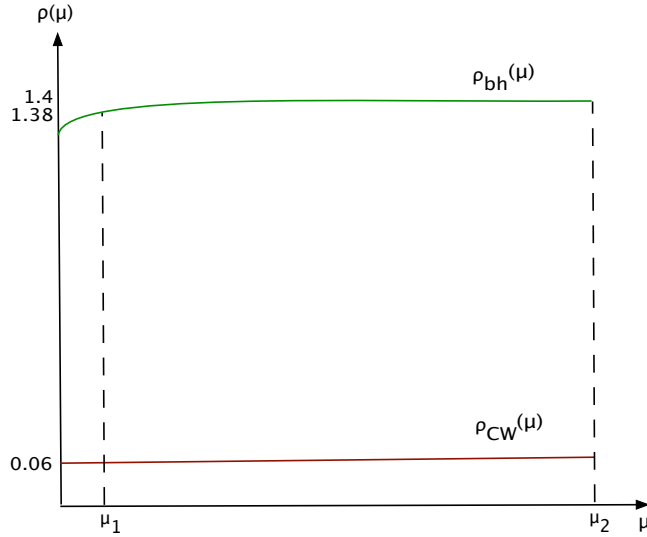


Figure 3: The running of the ρ -parameter with respect to the energy scale μ for the Boundary-Hybrid model (green line) and the Coleman-Weinberg model (red line). As μ increases, $\rho_{\text{bh}}(\mu)$ increases and reaches the Standard Model value at μ_1 . At that scale it is approximately 23 times bigger than $\rho_{\text{CW}}(\mu_1) = 0.06$.

The CW evolution appears as a straight line just because the running of g_4 is 3 times faster than that of e . The running on the figure starts at $m_R = 91.1$ GeV and ends at 10^5 GeV which is an appropriate range to illustrate clearly the difference between the two models. The lower values of the ρ -parameters are $\rho_{\text{bh}}(m_R) \simeq 1.36$ and $\rho_{\text{CW}}(m_R) \simeq 0.06$. The running leads to a small increase from the starting values due to the logarithmic running, but the increase is relatively more substantial for ρ_{bh} . Of course this also means that the boundary coupling g_4 could reach its Landau pole much faster compared to the CW coupling e . Numerically, the Landau pole for the g_4 gauge coupling is located at

$$\mu_{4,\text{L}} = e^{\frac{8\pi^2}{g_{4,R}^2}} m_R \approx 5.3 \times 10^{51} \text{ GeV} \quad (3.21)$$

and for the CW coupling at

$$\mu_{e,\text{L}} = e^{\frac{24\pi^2}{e_R^2}} M_R \approx 2.6 \times 10^{1072} \text{ GeV}. \quad (3.22)$$

There is of course a chance for $\rho_{\text{CW}}(\mu)$ to also reach the SM value if $e(\mu)$ becomes large enough. This can be however realized only when μ approaches $\mu_{e,\text{L}}$ where perturbation theory breaks down anyway.

Before we get into the non-trivial effects of the phase transition, let us construct the RG flow diagram on the $c_1^{(6)} - g_4$ plane, neglecting its presence. For that purpose we need the running of Eq. (3.19) while we evaluate $c_1^{(6)}(\mu)$ solving Eq. (2.43) for the β -function of Eq. (2.76) (neglecting

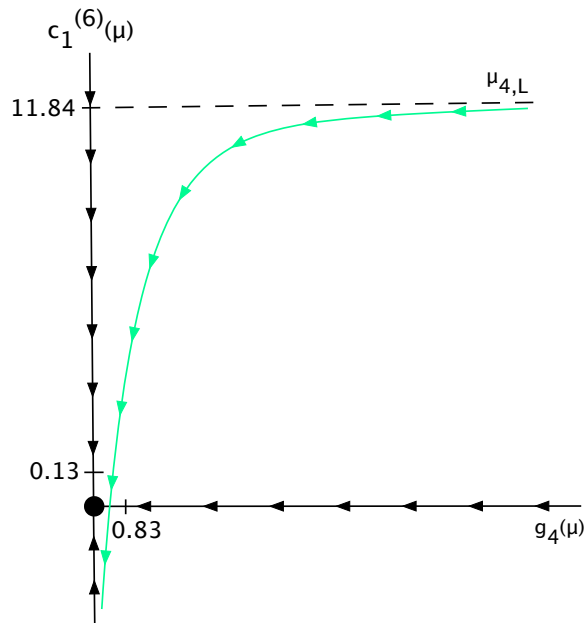


Figure 4: The simultaneous running of the HDO and gauge couplings $c_1^{(6)}(\mu)$ and $g_4(\mu)$. The arrows point towards the IR, so both couplings increase in the UV. As $\mu \rightarrow 0$ the Gaussian fixed point, \bullet , is approached and then $g_4 \rightarrow 0$ while the HDO coupling reaches $-\infty$. At the starting point of the running, $\mu = m_R$, the couplings read $(c_{1,R}^{(6)}, g_{4,R}) = (0.13, 0.83)$ while in the UV, where g_4 reaches the Landau pole $\mu_{4,L}$, yield $(c_1^{(6)}(\mu_{4,L}), g_4(\mu_{4,L})) = (11.84, \infty)$.

the $(c_1^{(6)})^2$ contribution). Then the RG equation reads

$$\mu \frac{dc_1^{(6)}(\mu)}{d\mu} = \beta_{c_1^{(6)}} = -\varepsilon c_1^{(6)} + 34g_4^4 \quad (3.23)$$

which in $d = 4$ gives

$$c_1^{(6)}(\mu) = c_{1,R}^{(6)} + \frac{17g_4^4}{16\pi^2} \ln \frac{\mu^2}{m_R^2}. \quad (3.24)$$

The combined evolution of the couplings is seen in Fig. 4.

Below we summarize the similarities and differences between our boundary effective action (before taking into account non-perturbative dynamics) and the CW model:

- At the classical level, the CW Lagrangian contains a polynomial ϕ^4 term, a marginal in $d = 4$ operator, as the only contribution to the scalar potential. Here, due to the origin of the boundary effective action, there are only derivative terms. After field redefinitions, a dimension-6 derivative operator plays the role of the scalar potential but it also contributes to the vertices.
- In the CW model a mass counter-term is introduced from the start, despite the absence of a classical mass term. This breaks scale invariance already at the classical level. In our case we do not need such a counter-term. This is crucial if we want to assign the responsibility for the simultaneous breaking of scale and gauge symmetries to the HDO.

- Renormalization yields β_λ and $\beta_{c_1^{(6)}}$ for the CW and our case respectively. The former contains a cross term between the quartic and gauge coupling which is absent from the latter. The reason is that the effect of the HDO, for the chosen renormalization scheme, leads to the vanishing of the anomalous dimension of the scalar field. This anomalous dimension is non-zero in the CW case.
- After renormalization, both 1-loop effective potentials indicate the existence of a non-trivial minimum. Around the minimum, they differ only by a multiplicative constant. This constant affects crucially though the scalar-to-gauge boson mass ratio. The operators that appear in the effective action, determine the speed of the gauge coupling running: due to the HDO the g_4 coupling and mass ratio run 3 times faster than the corresponding quantities in the CW model.
- The running of the coupling in the CW model does not stop until the Landau pole. In our case the running of g_4 is similar but is expected to be stopped by the phase transition.

3.2 What if polynomial potential terms were allowed?

In contrast to the CW Lagrangian, where the potential is represented by the usual marginal operator $(\bar{\phi}\phi)^2$, here the only potential-like term

$$\frac{O_1^{(6)}}{\Lambda^2} = \frac{\bar{\phi}\phi\Box\bar{\phi}\phi}{\Lambda^2}$$

is a 6-dimensional derivative operator. In a general $U(1)$ gauge theory coupled to a complex scalar we could have other dimension-6 operators, for example

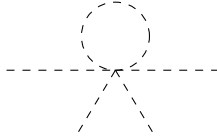
$$\left(\frac{O_1^{(6)}}{\Lambda^2}, \frac{O_2^{(6)}}{\Lambda^2}, \frac{O_3^{(6)}}{\Lambda^2}\right) = \left(\frac{\bar{\phi}\phi\Box\bar{\phi}\phi}{\Lambda^2}, \frac{\bar{\phi}\Box^2\phi}{\Lambda^2}, \frac{(\bar{\phi}\phi)^3}{\Lambda^2}\right). \quad (3.25)$$

Note that we have used the usual box derivative since this analysis is supposed to be done after expanding the covariant derivatives. However, as it is demonstrated in [25, 22], after an appropriate field redefinition only one of them stays independent. In other words a Lagrangian, enhanced by the operators in Eq. (3.25) is in fact equivalent to a Lagrangian that contains only the polynomial term $O_3^{(6)}$. Let us call such a basis, the W-basis. The same is true if we insert also dim-8 operators and an extended W-basis can be constructed. It will contain only

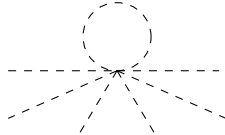
$$\left(\frac{O_3^{(6)}}{\Lambda^2}, \frac{O_4^{(8)}}{\Lambda^4}\right) = \left(\frac{(\bar{\phi}\phi)^3}{\Lambda^2}, \frac{(\bar{\phi}\phi)^4}{\Lambda^4}\right), \quad (3.26)$$

as HDO, which actually play the role of a non-trivial scalar potential with associated couplings $c_3^{(6)}$ and $c_4^{(8)}$. Then we would need these operators to behave like the marginal operator of the CW model. However, if only $O_3^{(6)}$ or only $O_4^{(8)}$ is present then there can be no CW mechanism in progress since neither of them contributes as a mass term through radiative corrections. To

be more specific the only possible 1-loop diagram is



when only $O_3^{(6)}$ plays the role of the potential and



when the scalar potential is made only from $O_4^{(8)}$. In the former the radiative correction gives rise to a quartic term while in the latter to a $(\bar{\phi}\phi)^3$ term, notwithstanding both cases correspond to scaleless tadpole-integrals and vanish in DR. Another way to express this conclusion is to look at the β -functions of $c_3^{(6)}$ and $c_4^{(8)}$. These are evaluated, at 1-loop order, in [25, 22] and show that if $V \sim O_3^{(6)}$ or $V \sim O_4^{(8)}$, the associated couplings do not run. Therefore a CW analysis is meaningless. On the other hand, when both operators in Eq. (3.26) appear in the potential, then a non-trivial scalar potential is constructed, of the form

$$V^{(8)} \sim \frac{c_3^{(6)}}{\Lambda^2} (\bar{\phi}\phi)^3 + \frac{c_4^{(8)}}{\Lambda^4} (\bar{\phi}\phi)^4,$$

whose phase diagram indeed possesses a branch with spontaneously broken internal symmetry. Nevertheless, this effect is trivial since the running of $c_4^{(8)}$ is such that it sets the phase diagram unstable. The above arguments are presented in detail in [25, 22]. Thus, another important point is that even if the W-basis of Eq. (3.26) were allowed we would not manage to construct a non-trivial phase diagram with SSB at work.

4 The effective action near the Higgs-Hybrid phase transition

The extra step we would like to take in this section is to build in the effective action certain non-perturbative features that have been observed via Monte Carlo simulations on the lattice. We start with a comment on the nature of higher dimensional operators in the effective action. We have seen above how they affect quantitatively the scalar mass and the β -functions. At a more qualitative level, one question is whether the HDO are of a classical or a quantum nature. In [22] we argued that when the suppressing scale Λ is an internal scale, they must have a quantum origin. In DR for example one can identify Λ with the regulating scale μ or alternatively with a fixed scale derived from μ , such as μ_* . We have already used this fact throughout. In addition, in [22] it was demonstrated that the (1-loop) quantization of a Lagrangean with vertices deriving from the HDO is equivalent to the quantization of a Lagrangean without HDO but taking into account all possible operator insertions. These two arguments allow us to characterize the HDO as quantum corrections which is not an unimportant detail since then, in the presence of a Higgs

mechanism, scale and internal symmetry break spontaneously and simultaneously by quantum effects.

In order to be able to build in the boundary effective action the effects of the presence of the phase transition, we now make two assumptions. The first assumption states that dimensional reduction occurs in the vicinity of the Higgs-Hybrid phase transition. Since all dimensions are infinite, the dimensional reduction must develop due to localization. This was in fact observed numerically in [9] where it was demonstrated that near the Higgs-Hybrid phase transition in the Higgs phase and in the entire Hybrid phase, the lattice becomes layered in the fifth dimension. This means in particular that the $U(1)$ gauge-scalar effective action of the boundary slice in the Higgs phase contains a 4d gauge coupling (identified as g_4) and the dynamics of a bulk slice in the Hybrid phase is to a good approximation a 4d $SU(2)$ Yang-Mills theory, associated with a 4d coupling g_s . The previous construction of the boundary effective action in the Higgs phase was of course motivated by and is consistent with this non-perturbative fact. We will also exploit the consequences of the dimensional reduction in the bulk of the Hybrid phase reflected by g_s in the following but before that, we need one more assumption. Therefore our second assumption is that the bulk-driven transition is reached by g_4 and g_s in the UV. Concrete non-perturbative evidence for the validity of this assumption we have in the Higgs phase where the masses of the gauge and scalar fields decrease in units of the lattice spacing a_4 as the phase transition is approached [9]. Regarding the behaviour of a_4 as the phase transition is approached from the side of the Hybrid phase we do not have concrete numerical evidence but we can motivate this assumption by imagining an RG flow in the Hybrid phase that starts from the phase transition that separates the 5d Confined and the Hybrid phase and approaches the Hybrid-Higgs phase transition. The evolution must be of an asymptotically free type (i.e. the evolution of g_s), monotonically flowing from the IR to the UV, where it hits the Hybrid-Higgs phase transition.

These two facts constrain the dynamics in a radical way. The most notable constraint is that then, RG flows that emanate from a given point on the Higgs-Hybrid phase transition and extend in the two phases, are necessarily correlated [13]. We will make these statements concrete below but first we have to clarify a couple of technical points. The first concerns the fact that the Higgs-Hybrid phase transition is bulk driven, which means that it is of a five-dimensional nature, independent of the boundary conditions. Its location on the phase diagram was determined in [1] using the ε -expansion and corresponds to the blue line of Fig. 1. Here we repeat the construction to some extent but also generalize it in several ways. One generalization is related to the renormalization of the anisotropy factor γ . In [1] it was held constant, a fact that was connected to the identification of the phase transition in the ε -expansion as a WF fixed point. This is a simplification as the phase transition is really of first order and it was consistent in [1] only because the effective action was obtained via a LO expansion in the lattice spacing and no HDO were present. Here, the effective action is computed to NLO with dimension-6 HDO induced in it and the anisotropy is free to run due to quantum corrections. The HDO must be suppressed by a scale which defines a cut-off. This cut-off must be an internal to the system scale and is necessary to define an effective action without a continuum limit, such as one

that is appropriate near a first order phase transition. Practically this means that in the present analysis the location of the phase transition will be identified by the matching of the RG flows of the effective 4d couplings g_4 and g_s rather than as a 5d WF fixed point. This is consistent with the non-perturbative picture because the first method defines a finite cut-off, while the second yields a continuum limit by construction. To put it in simple words, in the effective action a second order phase transition is seen as a 5d WF fixed point while a first order phase transition is seen as the point where 4d RG flows meet. Of course, these two methods should differ by a small amount in the UV parametrized by the effect of the HDO. The matching of the 4d RG flows, made possible by our assumptions above, encodes therefore in an indirect way the 5d nature of the phase transition. The other technical point we need to settle concerns the connection between lattice and continuum parameters mentioned in the Introduction, expressed as [1]

$$\mu = \frac{F(\beta_4, \beta_5)}{a_4}. \quad (4.1)$$

We have already used this relation in the construction of the continuum effective action from the lattice action, where the non-trivial lattice coupling dependence of F was responsible for the appearance of general couplings in front of the HDO. Now we try to make one more step in the characterization of F , using the fact that here the anisotropy runs. Let us distinguish F in the Higgs and Hybrid phases by denoting it as $F_4 \equiv F(\beta_4, \beta_5)$ and $F_s \equiv F(\beta_{4,s}, \beta_{5,s})$ respectively. Then

$$F_4 = a_4(\mu) \mu \quad (4.2)$$

for the former and

$$F_s = a_{4,s}(\mu) \mu \quad (4.3)$$

for the latter and the difference between F_4 and F_s originates from the way that the lattice spacing connects to μ in the two phases. The observation here is that since the phase transition is a line of UV points, the lattice spacing necessarily sweeps through the same values on the two sides near a point on the phase transition, that is $a_4 = a_{4,s}$, thus it is a regularization choice to take $F_4(\mu) = F_s(\mu)$. On the phase transition where RG flows from the two sides meet, they assume of course the common value $F_4(\mu_*) = F_s(\mu_*) \equiv F_*$. In [1] it was demonstrated that the choice $F_* = \text{const.}$ reproduces qualitatively well the Higgs-Hybrid phase transition in the limit that it is a line of WF fixed points, therefore here we continue using this approximation.

Moving one step further we can express these relations through the lattice spacing of the extra dimension inserting the anisotropy. Using the tree level relation $\gamma = a_4/a_5$ and then promoting to running parameters, we obtain

$$F_4 = a_5(\mu) \mu \gamma(\mu) \quad \text{and} \quad F_s = a_{5,s}(\mu) \mu \gamma_s(\mu) \quad (4.4)$$

in the Higgs and Hybrid phase respectively, with γ and γ_s representing the anisotropy in each phase. Then, using the above approximation, we have that

$$\frac{\gamma(\mu)}{\gamma_s(\mu)} \equiv \frac{a_{5,s}(\mu)}{a_5(\mu)}. \quad (4.5)$$

4.1 Matching RG flows in the Higgs and Hybrid phases

In order to match RG flows, we need to evaluate $g_s(\mu)$, the coupling in the Hybrid phase. According to [5, 8] localization holds approximately near the Hybrid-Higgs phase transition on both sides (see Fig. 1), while as we move deeper in the Hybrid phase the 5d space becomes more and more layered. In the limit $\beta_5 = 0$, the 5d space is exactly (and trivially) layered. This means that inside the entire Hybrid phase we see approximate 4d slices with $SU(2)$ gauge group in the bulk and a $U(1)$ theory on the boundary in either a Coulomb or a Confined phase, with the slices almost decoupled from each other. It is sufficient for our discussion to focus on one of the bulk slices. This means that we know exactly how to construct the RG flow of its gauge coupling, especially towards the UV where it becomes asymptotically free. The only point that needs care is the fact that in the bulk too, we have HDO in the effective action. Fortunately, according to the formalism developed at the end of Section 2.3 the corresponding β -function is that of the usual 4d Lee-Wick gauge model, [18], given in Eq. (2.70) which for $\delta_2 = \delta_3 = 0$, $k_F = -2/3$ and $\delta_1 = 2$ becomes

$$\beta_{\alpha_s} = -\frac{125}{12}\alpha_s^2 \quad \text{or} \quad \beta_{g_s} = -\frac{125}{6}\frac{g_s^3}{16\pi^2} \quad (4.6)$$

with $g_s(\alpha_s = g_s^2/16\pi^2)$ the 4d dimensionless $SU(2)$ coupling. Its running is given by

$$\begin{aligned} g_s(\mu) &= \frac{g_{s,R}}{\sqrt{1 + \frac{125g_{s,R}^2}{96\pi^2} \ln \frac{\mu^2}{m_R^2}}} \quad \text{or} \quad \alpha_s(\mu) = \frac{\alpha_{s,R}}{1 + \frac{125\alpha_{s,R}}{6} \ln \frac{\mu^2}{m_R^2}} \Rightarrow \\ g_s(\mu) &= \frac{c_s}{\sqrt{\ln \frac{\mu}{\Lambda_s}}} \quad \text{or} \quad \alpha_s(\mu) = \frac{c'_s}{\ln \frac{\mu}{\Lambda_s}} \end{aligned} \quad (4.7)$$

with

$$\Lambda_s = e^{-\frac{c_s^2}{g_{s,R}^2}} m_R = e^{-\frac{c'_s}{\alpha_{s,R}}} m_R \quad (4.8)$$

and $c_s = \sqrt{48\pi^2/125}$ and $c'_s = 3/125$. If we had a general LW gauge model, Eq. (4.7) would suggest that the coupling has the usual asymptotically free behaviour reaching zero in the continuum limit. However here, due to the Higgs-Hybrid transition and the assumption that approaching it from either side drives the system towards the UV, the running in the Hybrid phase should be related to that of the Higgs phase. A matching of all physical observables at a generic point along RG flows is expected to be extremely hard but the matching of gauge couplings only, should be possible at the scale μ_* . There, the running of $g_s(\mu)$ stops and it never reaches the continuum limit and the model inherits a finite cut-off. This is rather unusual as it defines a 4d Yang-Mills theory with a finite UV cut-off. One should keep in mind of course that this phase is not physical from the Higgs phase boundary point of view, it just regulates the Higgs phase, where the interesting physics takes place.

To be more specific, consider the auxiliary running couplings in the Higgs and Hybrid phases, Eq. (3.19) and Eq. (4.7) respectively and invert both with respect to the regulating scale. Then the former gives that

$$\mu = \exp\left[\frac{\alpha_4(\mu) - \alpha_{4,R}}{2\alpha_4(\mu) \alpha_{4,R}}\right] m_R, \quad (4.9)$$

while in the Hybrid phase that

$$\mu = e^{\frac{c'_s}{\alpha_s(\mu)}} \Lambda_s. \quad (4.10)$$

As both move towards the UV trying to reach the phase transition at a common point where $\mu = \mu_*$, they must necessarily assume common values. Hence, equating Eq. (4.9) with Eq. (4.10) we get

$$\frac{\alpha_4(\mu) - \alpha_{4,R}}{2\alpha_4(\mu) \alpha_{4,R}} - \frac{c'_s}{\alpha_s(\mu)} = \ln \frac{\Lambda_s}{m_R}, \quad (4.11)$$

where m_R is not independent from Λ_s due to Eq. (4.8). Using this, we obtain the relation

$$\frac{\alpha_4(\mu) - \alpha_{4,R}}{2\alpha_4(\mu) \alpha_{4,R}} = c'_s \frac{\alpha_{s,R} - \alpha_s(\mu)}{\alpha_s(\mu) \alpha_{s,R}} \quad (4.12)$$

which makes the relation between the running of the couplings in the two sides of the phase transition explicit. Here comes the crucial step, since we are interested in finding the scale μ_* where the RG flows meet and the couplings coincide. This results in

$$\begin{aligned} \frac{\alpha_4(\mu_*) - \alpha_{4,R}}{2\alpha_4(\mu_*) \alpha_{4,R}} &= c'_s \frac{\alpha_{s,R} - \alpha_s(\mu_*)}{\alpha_s(\mu_*) \alpha_{s,R}} \Rightarrow \\ \frac{\alpha_* - \alpha_{4,R}}{2\alpha_* \alpha_{4,R}} &= c'_s \frac{\alpha_{s,R} - \alpha_*}{\alpha_* \alpha_{s,R}} \Rightarrow \\ \alpha_* &= \frac{\alpha_{4,R} \alpha_{s,R} (1 + 2c'_s)}{\alpha_{s,R} + 2c'_s \alpha_{4,R}}, \end{aligned} \quad (4.13)$$

with $\alpha_4(\mu_*) = \alpha_s(\mu_*) = \alpha_*$, thereby the cut-off implied by Eq. (4.10) being equal to

$$\mu_* = e^{\frac{c'_s}{1+2c'_s} [\frac{1}{\alpha_{4,R}} + \frac{2c'_s}{\alpha_{s,R}}]} \Lambda_s. \quad (4.14)$$

The scale where the phase transition occurs as well as α_* in Eq. (4.13) depend, apart from the input scale Λ_s , on the arbitrary reference values $\alpha_{4,R}$ and $\alpha_{s,R}$. Similarly, m_R is fixed as soon as $\alpha_{s,R}$ is fixed from Eq. (4.8). We add the value of the scalar mass at the phase transition which will be needed later:

$$m_{h_*} = \sqrt{\frac{210}{8\pi^2}} 16\pi^2 v_* \alpha_*. \quad (4.15)$$

How far is the cut-off μ_* from a continuum limit, equivalently how far the first order phase transition implied by the finite cut-off in Eq. (4.14) is from a second order phase transition? For this, let us look at the way that the bulk coupling runs, taking into account the HDO. The relevant RG equation, using the β -function of Eq. (2.77) for $\varepsilon = -1$ this time, yields

$$\alpha_5(\mu) = \frac{\alpha_{5,R}}{C \alpha_{5,R} + (1 - C \alpha_{5,R}) \frac{M_R}{\mu}}, \quad (4.16)$$

with $C = 125/12$ and $M_R, \alpha_{5,R} \equiv \alpha_5(M_R)$ arbitrary parameters. Following [1], if we demand Eq. (2.77) to vanish at 1-loop order there appears both a Gaussian and a Wilson-Fisher fixed point given by⁴

$$\alpha_{5\bullet} = 0 \text{ and } \alpha_{5*} = \frac{1}{C} = 0.096, \quad (4.17)$$

⁴We denote the WF fixed point by a 'star', which is (slightly) different from the RG flow matching point, denoted before by an 'asterisk'.

where F , in Eq. (1.1), obtains a constant value⁵ which reads

$$F(\beta_{4*}, \beta_{5*}) \equiv F_* \simeq 1.51, \quad (4.18)$$

taking into account the HDO. The scale where the WF fixed point is reached is given by

$$\begin{aligned} \mu_* &= \frac{\alpha_{5*}}{\alpha_{5,R}} \frac{(C \alpha_{5,R} - 1)}{(C \alpha_{5*} - 1)} M_R \Rightarrow \\ \mu_* &\rightarrow \infty \end{aligned} \quad (4.19)$$

that is, in the continuum limit. Clearly the difference $\mu_* - \mu_*$ is not a good distance measure on the phase diagram because it is always infinite. Instead, we can compute the value of $\alpha_{5*} = \alpha_5(\mu_*)$ and compare it to α_{5*} . Clearly the difference $\alpha_{5*} - \alpha_{5*}$ is now finite. For example, with $M_R = m_R = 5.55$ GeV and $\alpha_{5,R} = \alpha_{s,R} = 0.014$ (these choices are justified in the following sections), we have $\alpha_{5*} = 0.083$, a value not far from Eq. (4.17). From this example we only keep that $\alpha_{5*} < \alpha_{5*}$, showing that the first order phase transition is above the WF (blue) line on the phase diagram of Fig. 1. This means that moving from the side of the Higgs phase towards the phase transition, one hits on the first order phase transition before the continuum limit, in the form of a WF fixed point, is met. This is consistent with our main assumption that the phase transition is a UV point. The interesting fact is that for the other side of the phase transition, this behaviour does not imply the opposite, as one could naively conclude. For this, we point to Figure 2 of [1], where it was shown that the flow beyond the WF point can be characterized as a Landau branch, where the system, as it moves towards the WF fixed point from above, sees a Landau pole, thus a finite cut-off, not a continuum limit. Again, this is consistent with the assumption that the phase transition is seen as a UV point also from the other side.

The last piece of technical information we are missing is the running of the anisotropy parameter γ and γ_s for the Higgs and Hybrid phase respectively. Let us start with the former which in principle is fixed by already known results, since at the classical level $\gamma^2 = \beta_5/\beta_4$ (equivalently use the relations in Eq. (A.30)) and the running of β_4 and β_5 are determined through the running of α_4 and α_5 . All we need is to promote Eq. (A.30) to running couplings, combined with Eq. (4.2). Then we have

$$g_4^2(\mu) = g_5^2(\mu) \mu \frac{\gamma(\mu)}{F_4} \quad (4.20)$$

or

$$\begin{aligned} 4 \frac{g_4^2(\mu)}{16\pi^2} &= 4 \frac{g_5^2(\mu) \mu \gamma(\mu)}{16\pi^2 F_4} \Rightarrow \\ 4\alpha_4(\mu) &= \alpha_5(\mu) \frac{\gamma(\mu)}{F_4}. \end{aligned}$$

Solving for $\gamma(\mu)$ and following the discussion above Eq. (4.5) we get

$$\gamma(\mu) = 4F_* \frac{\alpha_4(\mu)}{\alpha_5(\mu)} \quad (4.21)$$

⁵See the relative discussion in Sect. (4.2.1) of [1].

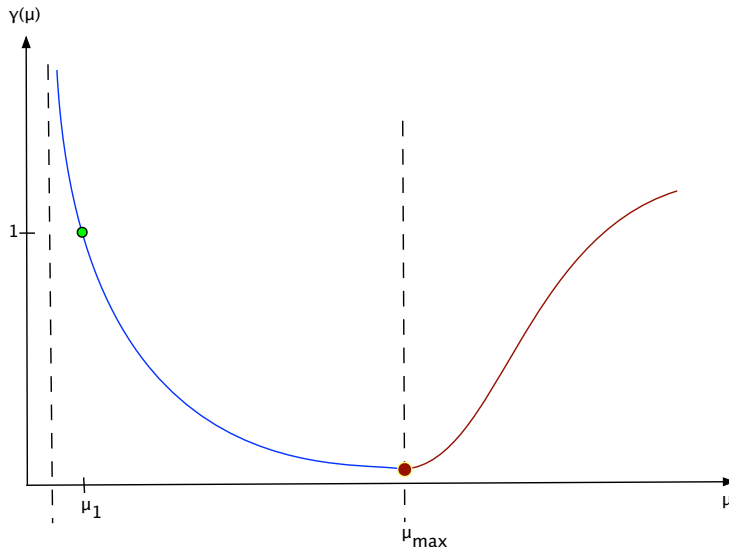


Figure 5: The running of the anisotropy $\gamma(\mu)$ as a function of the dynamical scale. The green bullet represent the scale μ_1 where the anisotropy becomes $\gamma(\mu_1) = 1$ while the red one shows $\gamma_{\min} \equiv \gamma(\mu_{\max})$, the minimum value of the anisotropy. The behaviour of γ between the dashed lines (blue curve) resembles the bulk-driven phase transition of Fig. 1. Passing towards μ_{\max} the running of the anisotropy (red line) changes its behaviour and increases with increasing μ .

and all we have to do is to combine Eq. (3.19) and Eq. (4.16) to obtain

$$\gamma(\mu) = 4F_* \frac{\alpha_{4,R}}{\alpha_{5,R}} \frac{C \alpha_{5,R} + (1 - C \alpha_{5,R}) \frac{M_R}{\mu}}{1 - 2\alpha_{4,R} \ln \frac{\mu}{m_R}}, \quad (4.22)$$

with F_* given by Eq. (4.18) without much loss of generality since the cut-off and WF lines are very close. Computing the flow, we are lead to Fig. 5 which presents the running of the anisotropy parameter. According to the figure, the running of $\gamma(\mu)$, in the region between the dashed lines, resembles the line of the bulk-driven transition of Fig. 1. The interesting point here is that there is a minimum value, γ_{\min} , of the anisotropy or a maximum scale, μ_{\max} , after which the running of γ (red line in Fig. 5) changes its behaviour. In particular this maximum scale is

$$\mu_{\max} = 32.5 W_L(0.063 e^{\frac{0.4974}{\alpha_{4,R}}}) \quad (4.23)$$

whose value will be useful in the next section. The function $W_L(x)$ is the product logarithm or the Lambert function. The running of γ is such that any RG flow that starts from the isotropic point $\gamma = 1$ span over values $\gamma < 1$ in the UV, which is the direction of approach of the phase transition, when the change of β_4 is mild along the RG flow.

Next we focus on the Hybrid phase and on $\gamma_s(\mu)$. For the associated running we follow an other path than the Higgs phase using the relation between lattice and continuum couplings. The needed ingredients are $\beta_4(\mu)$ and $\beta_5(\mu)$ as functions of the running couplings $\alpha_4(\mu)$ and $\alpha_s(\mu)$, given by Eq. (3.19) and Eq. (4.7) respectively. Then using also that $\gamma = \beta_5/\beta_4$ and

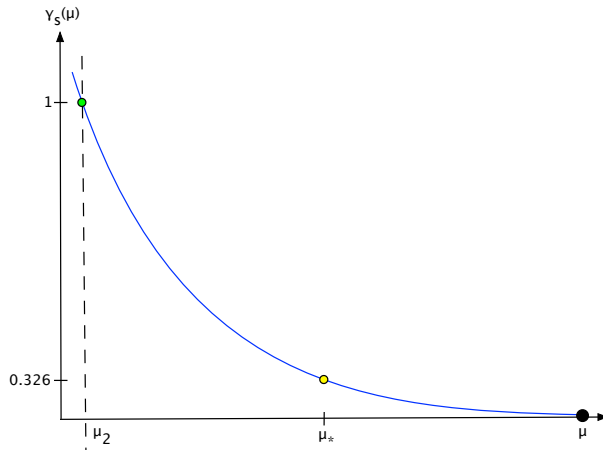


Figure 6: The running of the anisotropy $\gamma_s(\mu)$ as a function of the dynamical scale. The green bullet represent the scale μ_2 where the anisotropy becomes $\gamma_s(\mu_2) = 1$ while the yellow one the scale μ_* at which $\gamma_s(\mu_*) \equiv \gamma(\mu_*)$. The black bullet (Gaussian fixed point), shows the limit $\mu \rightarrow \infty$ where $\gamma_s \rightarrow 0$, corresponding to the minimum value of the anisotropy. The behaviour of γ_s stays always similar to the bulk-driven phase transition of Fig. 1.

$\gamma_s = \beta_{5,s}/\beta_{4,s}$ we get

$$\beta_4(\mu) = \frac{1}{4\pi^2\alpha_4(\mu)} \quad \text{and} \quad \beta_5(\mu) = \gamma^2(\mu)\beta_4(\mu). \quad (4.24)$$

for the Higgs phase and

$$\beta_{4,s}(\mu) = \frac{1}{4\pi^2\alpha_s(\mu)} \quad \beta_{5,s}(\mu) = \gamma_s^2(\mu)\beta_{4,s}(\mu) \quad (4.25)$$

for the Hybrid phase. Since we do not know how to compute $\gamma_s(\mu)$, we can exploit localization: Since during the evolution along a 4d slice changes little the localization property, we can safely assume that $\beta_{5,s}(\mu)$ is constant along a flow (we move along $\beta_5 = \text{const.}$ lines) in Eq. (4.25). Hence,

$$\begin{aligned} \beta_{5,s}(\mu) &= \gamma_s^2(\mu)\beta_{4,s}(\mu) \equiv \beta_{5,s*} \Rightarrow \\ \gamma_s(\mu) &= \sqrt{\frac{\beta_{5,s*}}{\beta_{4,s}(\mu)}} = 2\pi\sqrt{\beta_{5,s*}\alpha_s(\mu)} \end{aligned} \quad (4.26)$$

where $\beta_{5,s*}$ is the value of $\beta_{5,s}(\mu)$ on the phase transition. To be more quantitative let us choose $\alpha_{s,R} = 0.014$, $\alpha_{4,R} = 0.00435$ (these choices are justified in the following) and demand that $\gamma_s(\mu_*) \equiv \gamma(\mu_*)$. This suggests that

$$\beta_{5,s*} \simeq 0.6 \quad (4.27)$$

fitting to a good approximation the non-perturbative results [8, 9]. Computing the flow, with these choices, we are lead to Fig. 6 which presents the running of the anisotropy parameter whose form resembles the blue line of Fig. 1. Note that even though $\gamma(\mu_1) = \gamma_s(\mu_2) = 1$ the associated scales do not admit the same value, so $\mu_1 \neq \mu_2$.

4.2 Physics in the vicinity of the phase transition

Now we are ready to return to the numerical discussion and ask the sharper question of whether the RG dynamics allows realistic numbers to be generated. In order to facilitate the discussion we collect the relevant equations and simplify the notation, by defining $\alpha_{4,R} \equiv x$, $\alpha_{s,R} \equiv y$ and $c'_s \equiv c$. We have Eq. (4.8), Eq. (4.10) and Eq. (4.15) that read in this notation

$$m_R = \Lambda_s e^{\frac{c}{y}}, \quad \mu_* = \Lambda_s e^{\frac{c}{\alpha_*}}, \quad m_{h_*} = \sqrt{\frac{210}{8\pi^2}} 16\pi^2 v_* \alpha_* \quad (4.28)$$

where $c = 3/125$ and

$$\alpha_* = (1 + 2c) \frac{xy}{y + 2cx}. \quad (4.29)$$

If we keep Λ_s fixed, the model is parametrized by the constants x , y and v_* . A necessary condition for the validity of the effective action is that these scales obey the hierarchy

$$m_R < m_{h_*} < \mu_*. \quad (4.30)$$

Beyond this constraint, we would like to see if we can generate in addition a Standard Model-like spectrum, that is

$$m_{h_*} \simeq 125 \text{ GeV} \quad \text{and} \quad \rho_{\text{bh}} > 1 \quad (4.31)$$

It turns out that the window of parameters that solve Eq. (4.28) is small. If we focus on Eq. (4.30) the first restriction we get is $\alpha_* < y$ which combined with Eq. (4.29) suggests the condition $x < y$. Such a case is expected to be obeyed between a confined and a deconfined coupling and then we get the right hierarchy only in the range $0 < x < 0.01$ approximately, for any reasonable value of v_* , which we will assume to be $v_* \sim O(100 \text{ GeV})$. If in addition we impose Eq. (4.31), the solution becomes even more constrained. There are four variables, x, y, v_* and Λ_s which need care two of which can be fixed by a physical motivation. In fact, we can set $g_{s,R}$ equal to the SM strong coupling $g(m_Z) \simeq 1.5$ which fixes $y \simeq 0.014$. For Λ_s there are two interesting scenarios, $\Lambda_s \equiv \Lambda_{\text{QCD}} \simeq 200 \text{ MeV}$ and $\Lambda_s \equiv m_p \simeq 1000 \text{ MeV}$, with the latter equal to the proton mass. We give two examples: for $\Lambda_s \simeq 200 \text{ MeV}$, $x \simeq 0.00330$, $y \simeq 0.014$ and $v_* \simeq 142 \text{ GeV}$, we get $m_R \simeq 1.11 \text{ GeV}$, $m_{h_*} \simeq 125 \text{ GeV}$, $\mu_* \simeq 223.3 \text{ GeV}$ and $\rho_{\text{bh}} \simeq 1.2$. The value of ρ_{bh} increases towards its SM value ~ 1.38 if we use our second choice for Λ_s , which corresponds to 1000 MeV . Then the above range for x shifts by a bit and presents an alternative set of numbers: for $x \simeq 0.00435$, $y \simeq 0.014$ and $v_* \simeq 108.2 \text{ GeV}$ we obtain $m_R \simeq 5.55 \text{ GeV}$, $m_{h_*} \simeq 125.1 \text{ GeV}$, $\mu_* \simeq 209.1 \text{ GeV}$ and $\rho_{\text{bh}} \simeq 1.373$. Note that the latter implies $m_{Z_*} \simeq 91.1 \text{ GeV}$ for the gauge boson mass and $c_{1*}^{(6)} \simeq 0.12$ for the HDO coupling Eq. (3.12), therefore in this example the observables take quite Standard Model-like values. Furthermore, the obtained m_R and y justify our discussion below Eq. (4.19) which shows that the model reaches its first order phase transition before the continuum limit. Finally, x (or $\alpha_{4,R}$) for the above two cases when inserted in Eq. (3.21) gives $\mu_{4,L} \simeq 2 \times e^{60} \text{ GeV}$ and $\mu_{4,L} \simeq 1 \times e^{50} \text{ GeV}$ respectively. This implies that $\mu_* \ll \mu_{4,L}$ and hence the model remains consistent.

We are now ready to construct the perturbative phase diagram using the above numerical analysis and draw RG flow lines on it. Starting with the phase diagram what we expect is the

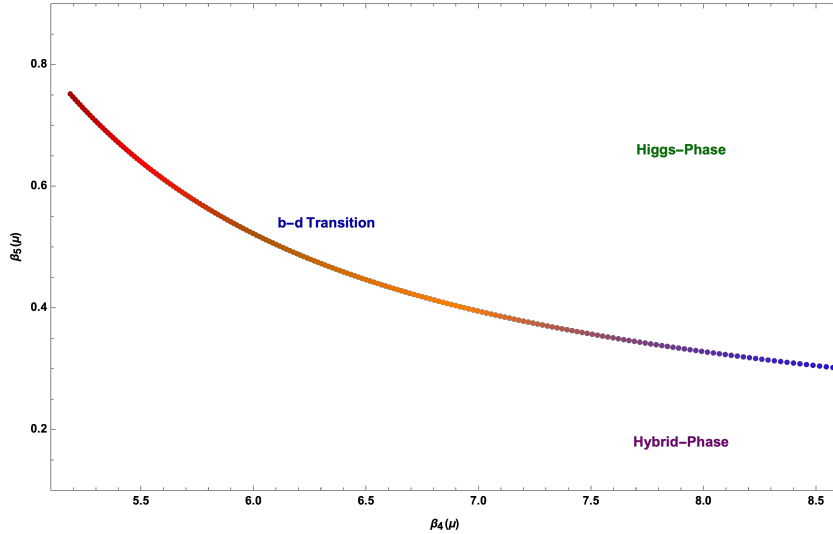


Figure 7: The perturbative phase diagram. The featuring phase transition is weak first order and bulk-driven (b-d Transition) separating the Higgs from the Hybrid phase. The phase line is constructed by pairs of (β_{4*}, β_{5*}) obtained at the cut-off scale μ_* by means of the matching procedure described in the text, while its colour code reflects that the cut-off scale increases from the IR (left, redder dots) to the UV (right, bluer dots).

existence of a weak, bulk-driven, first order phase transition which separates the Higgs from the Hybrid phase, deduced from the matching condition of the flows at the natural cut-off μ_* . The (re)construction of the boundary-driven transition is out of the scope of the current work.

Our construction algorithm is the following: We choose to present the phase diagram on the plane of running couplings β_4 and β_5 , which is analogous to the lattice parametrization. These are connected to the perturbative $\alpha_4(\mu)$ and $\alpha_s(\mu)$ through Eq. (4.24) and Eq. (4.25) respectively. The next step is to express the couplings $\beta_4(\mu)$ and $\beta_5(\mu)$ as functions of the matching condition parameters in Eq. (4.28) and Eq. (4.29) that is in terms of Λ_s, y, v_* and x . Among them the first two are already fixed in our examples and now we choose to keep also v_* fixed and let x to run freely. Here we work with the set of parameters that gives the SM spectrum: $\Lambda_s \simeq 1000$ MeV and $y \simeq 0.014$, which combined fix also $m_R \simeq 5.55$ GeV, as well as $v_* \simeq 108.2$ GeV. Then the phase diagram is constructed by varying x and after that collecting the produced pairs $(\beta_4(\mu_*), \beta_5(\mu_*))$. As a last comment, the numerical analysis below Eq. (4.31) gives us the upper bound of x , $x_{\max} \simeq 0.004736$, for which Eq. (4.28) admits the minimum cut-off $\mu_{*,\min} \simeq 136.1$ GeV. It would be nice to also have an upper bound. Recall that our model stops generating a viable SM spectrum when $\rho_{\text{bh}} \simeq 1$ which corresponds to $x_{\min} \simeq 0.002706$ and $\mu_{*,\max} \simeq 5123$ GeV. Actually this is an allowed, almost forced upper bound for our example since Eq. (4.23) gives for x_{\min} the scale $\mu_{\max} \simeq 5751$ GeV $> \mu_{*,\max}$, above which the running of γ is given by the undesired red line of Fig. 5. With these in our mind the perturbative phase diagram of our model is depicted in Fig. 7 showing indeed the existence of a first order phase transition. This bulk-driven transition (b-d Transition) is the result of a series of finite cut-offs and even though it resembles that of [1] (blue line of Fig. 1) its location is slightly above the latter, so the RG

flows will hit on it before reaching the WF line (see the discussion below Eq. (4.19)).

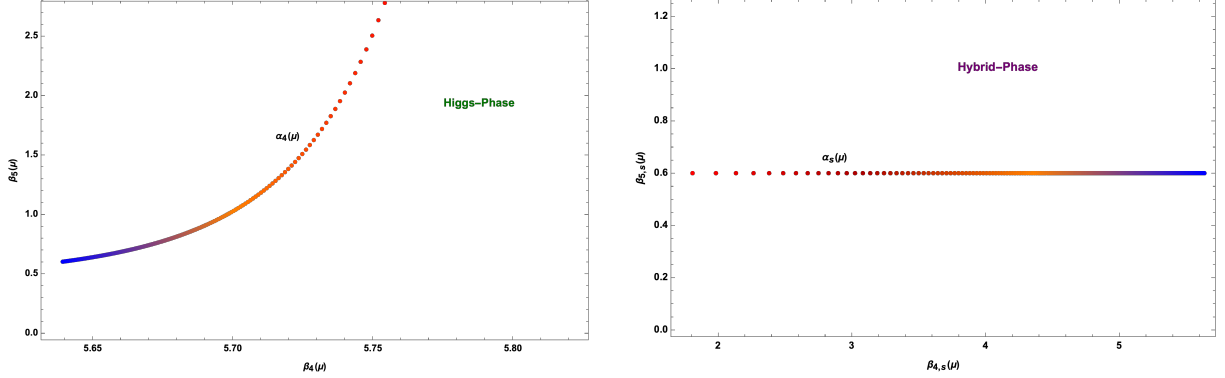


Figure 8: The RG flow of the running coupling $\alpha_4(\mu)$ in the Higgs phase (left) and $\alpha_s(\mu)$ in the Hybrid phase (right) depicted on the $\beta_4 - \beta_5$ and $\beta_{4,s} - \beta_{5,s}$ plane respectively. For the latter the only running parameter is $\beta_{4,s}(\mu)$ while $\beta_{5,s}(\mu)$ is kept fixed at 0.6. The colouring of the curves represents the increase of the dynamical scale from the IR (redder dots) to the UV (bluer dots) reaching eventually the cut-off, μ_* . The latter is the scale where both RG flows end hitting the same point on the line of phase transitions.

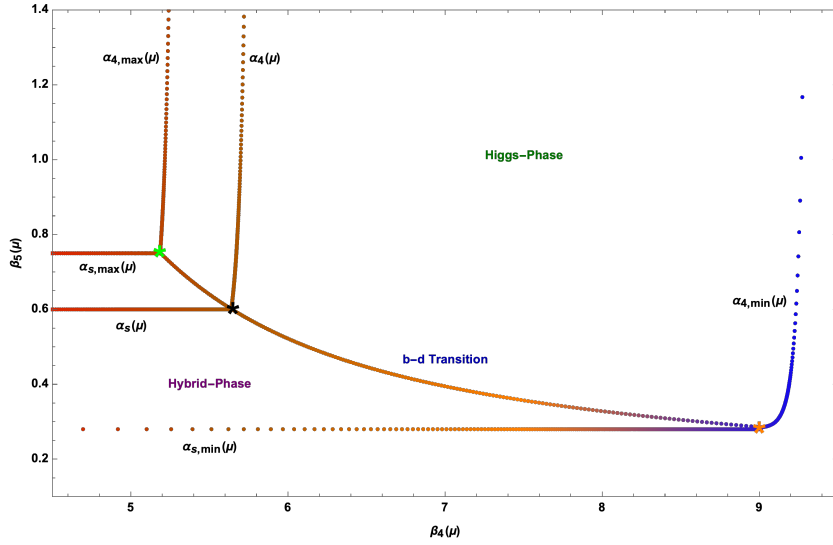


Figure 9: The running of the couplings $\alpha_4(\mu)$ and $\alpha_s(\mu)$ (Higgs and Hybrid phase respectively) as the RG flow moves towards the phase transition in the UV. When the cut-off scale is reached the RG flows hit the point $*$ of the phase transition. Here we show three pairs of RG flows whose end points are located at $\mu_{*,\min} \simeq 136.1$ GeV (green star), $\mu_* \simeq 209.1$ GeV (black star) and $\mu_{*,\max} \simeq 5123$ GeV (orange star) respectively. The flow whose cut-off is μ_* and whose flow ends on the black star generates the Standard Model spectrum.

For the construction of the RG flows we follow almost the same path with the previous case. As before the necessary ingredients are the couplings $\alpha_4(\mu)$ in Eq. (3.19) and $\alpha_s(\mu)$ in Eq. (4.7), as well as their counterparts Eq. (4.24) and Eq. (4.25). We choose to focus on the RG flow

corresponding to the set of parameters

$$(\Lambda_s, v_*, x, y) \equiv (1000 \text{ MeV}, 108.2 \text{ GeV}, 0.00435, 0.014) \quad (4.32)$$

which produced the SM-like spectrum. The difference with respect to the phase diagram algorithm is that now these are kept fixed and the only parameter which runs freely is μ . For the Higgs phase the RG flow is obtained by the simultaneous running of $\beta_4(\mu)$ and $\beta_5(\mu)$, Eq. (4.24). In the Hybrid phase on the other hand the only running parameter is $\beta_{4,s}(\mu)$, according to the discussion below Eq. (4.25), since $\beta_{5,s}$ is constant and given by Eq. (4.27) when the set of values in Eq. (4.32) is used. Collectively these arguments result in the running couplings in Fig. 8. Keep in mind that the RG flow in both phases, when the common cut-off scale is reached hits on the same point of the phase transition and the associated running ends, a consequence of the matching condition. In the current scenario this scale is $\mu_* \simeq 209.1 \text{ GeV}$ and corresponds to the point $(\beta_{4*}, \beta_{5*}) = (5.64, 0.60)$. Of course this is not the only possible choice since by changing x we get RG flows which end on different points on the phase transition, corresponding to different cut-off scales. For example for $x \equiv x_{\min} = 0.002706$ and $x \equiv x_{\max} = 0.004736$ we obtain $m_{h^*} \simeq 78.3 \text{ GeV}$, $\mu_* \simeq 5123 \text{ GeV}$, $\rho_{\text{bh}} \simeq 1$ and $m_{h^*} \equiv \mu_* \simeq 136.1 \text{ GeV}$ and $\rho_{\text{bh}} \simeq 1.43$ respectively. The associated endpoints are $(\beta_{4*}, \beta_{5*})_{\min} \equiv (9.08, 0.28)$ and $(\beta_{4*}, \beta_{5*})_{\max} \equiv (5.2, 0.75)$, while neither case gives a SM-like spectrum. Note that if we had changed, apart from x , also the other variables we could have come up with different RG flows which however would not refer to the phase diagram of Fig. 7. This is the reason why in the above examples we varied only x keeping Λ_s, y and v_* fixed. The simultaneous running of the above RG flows towards the first order phase transition is presented in Fig. 9. In Fig. 10 we zoom around the phase transition

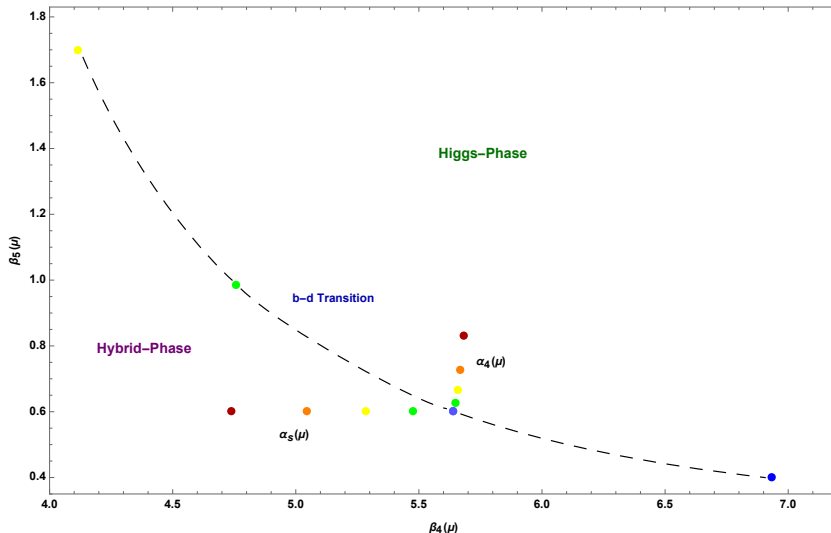


Figure 10: Zoom around the phase transition for the SM-like example in Eq. (4.32). The colour code convention regarding the scale value of each point follows light frequencies.

for the set of parameters in Eq. (4.32) where we show a few points of Fig. 9. In this plot, the colour code is strict for all points. The colour of each point represents the value of μ that corresponds to it, with red representing the IR, blue the UV and with intermediate frequency

colours representing analogous intermediate scales. Points of same colours along the RG lines have the same μ , which illustrates explicitly the correlation of the RG flows in the two phases. The flows meet on the phase transition on the blue point where $\mu_* = 209.1$ GeV.

Up to now, we have not said much about the HDO which played the role of the potential in the boundary effective action. Let us now comment on the character of this operator using the scaling dimension, $\Delta_{O^{(l)}}$, following the notation in [22]. In our starting Lagrangian $c_1^{(6)}$, before its connection to g_4 , had the role of the quartic coupling of the potential so the operator of interest is

$$O_1^{(6)} = (\bar{\phi}\phi)\square(\bar{\phi}\phi).$$

Its classical dimension is given by

$$\begin{aligned} d_{O_1^{(6)}} &= 2 + 2d - 4 \\ &= 2d - 2 \end{aligned} \quad (4.33)$$

and in $d = 4$ it is $d_{O_1^{(6)}} = 6$, as expected. We are interested in the way that the behaviour of this operator changes due to the quantum corrections. Following standard terminology, the nature of an operator is decided by the quantity $\Delta_{O^{(l)}} - d$ according to:

$$\Delta_{O^{(l)}} - d : \begin{cases} < 0 \rightarrow \text{relevant} \\ > 0 \rightarrow \text{irrelevant} \\ = 0 \rightarrow \text{RG equation} \end{cases} \quad (4.34)$$

and an appropriate definition for the scaling dimension $\Delta_{O^{(l)}}$ is

$$\Delta_{O^{(l)}} = d_{O^{(l)}} + \gamma_{O^{(l)}}, \quad (4.35)$$

with $\gamma_{O^{(l)}}$ the anomalous dimension of the operator, defined as

$$\gamma_{O^{(l)}} = \left. \frac{\partial \beta_{c^{(l)}}^1(c^{(l)})}{\partial c^{(l)}} \right|_{c^{(l)} \rightarrow c_*^{(l)}}, \quad (4.36)$$

with $c^{(l)}$ the associated to $O^{(l)}$ coupling. For example, when quantum corrections are turned off, $\gamma_{O_1^{(6)}} = 0$ and then Eq. (4.34) in $d = 4$ shows that

$$\Delta_{O_1^{(6)}} - 4 = 2 > 0 \quad (4.37)$$

exposing the irrelevant nature of $O_1^{(6)}$ near the Gaussian fixed point. On the other hand, when quantum corrections are presented we solve Eq. (4.36) for the coupling $c_1^{(6)}$ with the associated β -function Eq. (2.76). In $d = 4$ this reads

$$\gamma_{O_1^{(6)}} = \frac{c_1^{(6)}}{2\pi^2} \quad (4.38)$$

and on the matching point yields for $(\Lambda_s, v_*, x, y) = (200 \text{ MeV}, 142 \text{ GeV}, 0.00330, 0.014)$ and $(\Lambda_s, v_*, x, y) = (1000 \text{ MeV}, 108.2 \text{ GeV}, 0.00435, 0.014)$

$$\gamma_{O_1^{(6)}}^* = 0.022 \quad \text{and} \quad \gamma_{O_1^{(6)}}^* = 0.025 \quad (4.39)$$

respectively, which still render $\Delta_{O_1^{(6)}} > 0$ and the associated operator irrelevant. Now this is a puzzle because the only operator in the potential is $O_1^{(6)}$ so somehow it should be able to drive the running in a relevant way. Indeed notice that it is inserted in the Lagrangian in momentum space as $\frac{p^2}{\mu_*^2}(\bar{\phi}\phi)^2$ since it is a derivative operator. This means that its effects become less (more) important when p^2 decreases with respect to (increases towards) μ_*^2 . Therefore, as the coupling approaches its upper value, the operator itself

$$\frac{O_1^{(6)}}{\mu_*^2} \equiv \frac{p^2}{\mu_*^2}(\bar{\phi}\phi)^2 \longrightarrow (\bar{\phi}\phi)^2, \quad (4.40)$$

tending towards a usual quartic term. Hence, the above renders $O_1^{(6)}$ more and more marginal (or less and less irrelevant) and by taking into account the running of g_4 it can be characterized as marginally relevant.

4.3 Lines of Constant Physics

In our final section we construct Lines of Constant Physics⁶ for the Boundary-Hybrid action, in the Higgs phase. The necessary ingredients are two observables as functions of μ , which we can take $\rho_{\text{bh}}(\mu)$ and $m_h(\mu)$. An LCP as typically constructed on the lattice is a line in the space of bare couplings along which these observables are constant, so one would also need a relation between bare and renormalized quantities. Our effective action however does not contain an explicit bare mass term so the relation between $m_{h,0}$ and m_h is undefined and the same is true also for the gauge boson mass. We must come up with a way of drawing the LCP on our phase diagram whose axes are the running and not the bare couplings. A strategy can be the following: Consider the observables mentioned above and recall from Section 3.1 that in our scheme the vev stays frozen at $v_* = \text{const}$. This means that when μ changes then both ρ_{bh} and m_h change only as functions of α_4 . As already explained, for the example of Eq. (4.32) we get $m_{h*} \simeq 125.1$ GeV and $\rho_{\text{bh}*} \simeq 1.373$ on the phase transition and we now construct our LCP for this case. In order to be able to do it, we need a relation between the observables and the lattice couplings which here is given by the first part of Eq. (4.24) and which evaluates on μ_* to

$$\beta_{4*} = \frac{105}{\rho_{\text{bh}}^2(\mu_*)\pi^2} \simeq 5.64. \quad (4.41)$$

Bare in mind for later use that for $\rho_{\text{bh},\text{min}*} < \rho_{\text{bh}*}$ we get $\beta_{4,\text{max}*} > \beta_{4*}$ while $\rho_{\text{bh},\text{max}*} > \rho_{\text{bh}*}$ gives $\beta_{4,\text{min}*} < \beta_{4*}$. Even though β_{4*} stays fixed along the LCP, this is not the case for β_5 since the second part of Eq. (4.24), given the running of the anisotropy, indicates that

$$\beta_5(\mu) = \gamma^2(\mu)\beta_{4*}. \quad (4.42)$$

As a consequence our LCP will correspond to vertical lines which start from $*$ and move into the Higgs phase, while $\rho_{\text{bh}}(\mu_*)$ and $m_h(\mu_*)$ are kept fixed. The projection of the LCP on the

⁶An LCP should not be confused with an RG flow. The latter originate from the usual RG equations which involve only the renormalized couplings while the former, in the spirit of Statistical Physics, is determined via the bare couplings. This is of course a characteristic of the lattice formulation.[5]

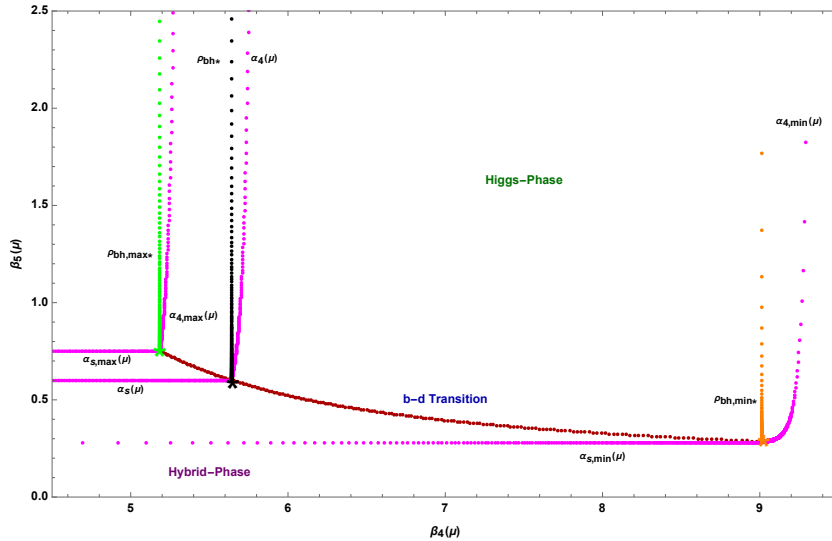


Figure 11: The Lines of Constant Physics (green, black and orange line) for the Boundary-Hybrid model in the Higgs phase. Along these lines the mass ratio and the scalar mass are kept fixed. However, only the curve of $\rho_{\text{bh}*}$ (black line) corresponds to the Standard Model spectrum. The other two LCP refer to the cases $\rho_{\text{bh},\text{min}*} < \rho_{\text{bh}*}$ (orange line) and $\rho_{\text{bh},\text{max}*} > \rho_{\text{bh}*}$ (green line). The RG flows of $\alpha_4(\mu)$ and $\alpha_s(\mu)$ (magenta lines) for these three cases have also been drawn for a comparison with the LCP.

phase diagram is depicted in Fig. 11 by the black line. The following comments are in order: First observe that for both the LCP and the RG running there is a lower and an upper bound. The two bounding scales (m_R and μ_* for both the Higgs and the Hybrid phase in the IR and UV respectively) ensure that the RG flow is short hence only a small amount of fine tuning, for the Higgs mass, is needed. In the same spirit, the LCP shows that the masses can stay fixed for a short scale region before a change of phase occurs, during which the masses are insensitive to changes of the dynamical scale. In this region a stable four-dimensional effective theory with a finite cut-off can be constructed. For completeness here we have considered also the cases $x \equiv x_{\text{min}}$ (or $\rho_{\text{bh},\text{min}*}$) and $x \equiv x_{\text{max}}$ (or $\rho_{\text{bh},\text{max}*}$), analyzed in the previous section, whose RG flows were drawn on Fig. 9. On the phase transition the former gives that $\beta_{4,\text{max}*} \simeq 9.08$ and the latter that $\beta_{4,\text{min}*} \simeq 5.2$ while the associated LCP correspond to the orange and green line of Fig. 11 respectively.

How much tuning is necessary in order to render our model, Eq. (2.11) enhanced by some non-perturbative information, a viable candidate for generating the Standard Model spectrum and at the same time give a resolution to the Higgs mass hierarchy problem? This is an important issue to discuss and we should mention that here, there are two kinds of fine tuning at work. The first type is the usual quantitative tuning associated with the cut-off, alas being realized in a rather mild way since the presence of the phase transition as detected by perturbation theory via the matching of the RG flows, enforces systematically a low cut-off. The second type of tuning is related to the freedom of choosing the initial data $\Lambda_s, v_*, \alpha_{4,R}$ and $\alpha_{s,R}$ (the bulk parameters $\alpha_{5,R}$ and M_R are fixed by the Hybrid phase characteristics since both have the same origin. Hence, we can set $\alpha_{5,R} \equiv \alpha_{s,R}$ and $M_R = m_R$ implying that the associated RG flows

have the same initial data without loss of generality), which amounts to picking the RG flow that respects the scale hierarchy constraint Eq. (4.30) and generates a realistic spectrum, as in Eq. (4.31). Clearly the picking of a special RG flow involves an infinite amount of fine tuning, but this is the case for any effective theory with a Higgs mechanism. The quantitative aspect of the choice of the initial parameters is the real fine tuning that we have to discuss in more detail. In fact, in the previous numerical analysis we were varying only $\alpha_{4,R}$ while the other three parameters were kept fixed. To get a better feel for the amount of fine tuning, let us fix the dimensionfull parameters Λ_s and v_* , let $\alpha_{4,R}$ and $\alpha_{s,R}$ vary and see how much fine tuned is a chosen RG flow line. To be concrete we take the SM-like example with $\Lambda_s \simeq 1000 \text{ MeV}$ and $v_* \simeq 108.2 \text{ GeV}$ (see below Eq. (4.31) for the motivation). Then, we have the following cases:

- Case I: $\alpha_{s,R} \geq \mathcal{O}(10^{-1})$. For $\alpha_{4,R} \simeq 0.00435$ we get $m_R \simeq 1.27 \text{ GeV}$, $m_{h^*} \simeq 126.7 \text{ GeV}$, $\mu_* \simeq 195.5 \text{ GeV}$ and $\rho_{\text{bh}} \simeq 1.38$. This case resembles the SM spectrum, however at μ_* Eq. (4.16) gives $\alpha_{5^*} = 0.096025$ or $\alpha_{5^*} - \alpha_{5^*} < 0$ which suggests that the first order phase transition is below the WF line. This is forbidden since $\mu_* = \infty$ while μ_* is finite.
- Case II: $\alpha_{s,R} \sim \mathcal{O}(10^{-2})$. Here there are two sub-cases. For $0.01 \leq \alpha_{s,R} \leq 0.024$ and $\alpha_{4,R} \simeq 0.00435$ we get exactly the SM spectrum, $m_{h^*} \simeq 125.1 \text{ GeV}$ and $\rho_{\text{bh}} \simeq 1.373$, with $m_R \simeq 5.55 \text{ GeV}$ and $\mu_* \simeq 209.1 \text{ GeV}$ so both constraints, Eq. (4.30) and Eq. (4.31), are full-filled. For $0.026 \leq \alpha_{s,R} \leq 0.098$ we get a viable spectrum, again only for $\alpha_{4,R} \simeq 0.00435$, which is similar but not identical with the SM one. In both sub-cases the first order phase transition is above the WF line since $\alpha_{5^*} - \alpha_{5^*} > 0$.
- Case III: $\alpha_{s,R} \leq \mathcal{O}(10^{-3})$. For $\alpha_{4,R} \simeq 0.0054$ we obtain again a viable SM spectrum, $m_{h^*} \simeq 125.2 \text{ GeV}$, $\mu_* \simeq 208.5 \text{ GeV}$ and $\rho_{\text{bh}} \simeq 1.373$ with $\alpha_{5^*} - \alpha_{5^*} > 0$. Nevertheless Eq. (4.31) is full-filled, here we get $m_R \simeq 2.64 \times 10^{10} \text{ GeV}$ which violates Eq. (4.30). Note that we can choose the unreasonable scale $\Lambda_s \sim 10^{-10} \text{ GeV}$ to get the same, valid, spectrum however, the cut-off now reads $\mu_* \sim 10^{-8} \text{ GeV}$ rendering also this choice problematic.

In the realistic scenario, Case II, the amount of fine tuning corresponds to forcing $\alpha_{s,R}$ to remain in the range $0.010 \leq \alpha_{s,R} \leq 0.098$, since $\alpha_{4,R} \simeq 0.00435$ stays essentially constant when Eq. (4.30) and Eq. (4.31) are satisfied. For completeness let us briefly refer to the case where $\alpha_{4,R} \simeq 0.00435$ and $\alpha_{s,R} \simeq 0.014$ are kept fixed while Λ_s and v_* are free to run. In the same spirit with the above, Eq. (4.30) and Eq. (4.31) are full-filled when Λ_s remains in the range $0.6 \text{ GeV} \leq \Lambda_s \leq 16 \text{ GeV}$ while v_* admits the value $v_* \simeq 108.2 \text{ GeV}$.

In conclusion, if we imagine that Λ_s and v_* are somehow known, then the fine tuning of an RG flow that respects the physical constraints Eq. (4.30) and Eq. (4.31), is equal to or less than $\mathcal{O}(10^2)$. What is interesting in this way of quantifying the fine tuning is that the lattice may actually be capable of fixing these dimensionfull parameters.

5 Conclusion

We constructed the 1-loop effective action of an $SU(2)$ gauge theory in five dimensions with boundary conditions that leave a $U(1)$ -complex scalar theory on the boundary, located at the origin of a semi-infinite fifth dimension. At an exclusively perturbative level, the boundary theory is a version of the Coleman-Weinberg model where the quartic term is replaced by a dimension-6 derivative operator. A qualitatively similar to the CW model Higgs mechanism is at work but with different coefficients in the scalar mass and the β -functions that change things towards a more realistic direction. If in addition we impose on the effective action non-perturbative features known from the lattice, the system becomes highly constrained. The picture is that the model possesses a non-trivial phase diagram where the phases are separated by first order, quantum phase transitions located in the UV. If we are interested to use the model as a cartoon of a possible origin of the Standard Model Higgs sector, then it turns out that we have to sit on, or near the interface of the phase transition that separates the Higgs phase and a layered-type of phase which in the orbifold model is called the Hybrid phase. There, dimensional reduction happens via localization in both phases and the effective action must be constructed with a dynamically generated finite cut-off but also with RG flows that are correlated below and above the phase transition.

The connection between perturbative and non-perturbative effects is made possible by Eq. (1.1) with the function $F(\beta_4, \beta_5)$ approximated by a constant near the phase transition. The numerical value of the constant can be chosen to leading order (i.e. for an action with up to dimension-4 operators) so that it reproduces the line of phase transitions determined in lattice simulations, as shown in part I of this work. The importance of this relation can be also seen here in part II by considering the truncation of the action that the lattice action generates. In principle, the expansion in the lattice spacings generates, in addition to the dimension-4 operator, an infinite tower of higher dimensional operators, of which we have kept here only the lowest order, dimension-6 contribution. Keeping the entire tower would just reproduce of course the lattice plaquette action, whose other non-perturbative features we also know from lattice Monte Carlo simulations. To add to the phase transition, we mention the localization in its vicinity and the existence of a Higgs phase with a definite mass spectrum. We have seen that the truncated version of the action reproduces consistently the latter feature, which gives us confidence that it is a reasonable truncation, all the effects of the neglected higher dimensional (> 6) operators being packaged in the chosen value for the constant F . Indeed, the numerical value we use in part II is slightly different from the one in part I, due to the fact that here we have kept the next to leading order, dimension-6 operator in addition to the dimension-4 operator of part I. The Monte Carlo analysis therefore ensures that keeping operators of even higher dimension, can not alter qualitatively the physics near the phase transition but it would most likely further shift the value of F by a bit. Suppose on the other hand that we place ourselves in a regime of the phase diagram where there is no localization. Such a regime is for example the interior of the Higgs phase, far from the quantum phase transition. Non-perturbatively this results in a nonsensical spectrum: any mass m in units of 4d lattice spacing becomes $ma_4 > 1$, implying that the inter-

pretation of the spectrum as the spectrum of a four-dimensional theory is wrong. This regime is genuinely five-dimensional and all the issues of the nonrenormalizability of higher dimensional gauge theories are present. In the continuum effective approach this would be reflected by the impossibility to find a solution to the system of inequalities Eq. (4.2): one would not be able to construct a meaningful four-dimensional quantum theory with a spectrum not dominated by the cut-off. The only issue left to discuss regarding the truncation concerns the choice of the renormalization scheme, $p^2 = \mu_*^2$. Apparently, all higher derivative operators containing a factor of the form $(\square/\mu_*^2)^m$ in this scheme become equally important as our dimension-6 operator. Again, the lattice comes to our rescue. Apart from the indirect argument related to F presented above, we note that these operators appear classically with ever decreasing coefficients since they originate from the expansion of the 'exponential' plaquette action. They will still contribute after renormalization, but they will not change the physics since we know the full non-perturbative picture from Monte Carlo simulations, which is already successfully reproduced by the truncated to dimension-6 version. The property that seems to be purely non-perturbative though, is the localization. It is a fact that has been established by simulations and it is only indirectly confirmed here by the sensible four-dimensional boundary effective action that we have analyzed. Its detailed dynamical nature is not understood up to date however, beyond lattice simulations. In short, localization in a specific regime of the phase diagram is a non-perturbative fact that must be built in our effective action by hand and its validity can be confirmed a posteriori by the consistency (internal and with respect to the lattice simulations) of the dimensionally reduced effective action. It is clear from this discussion that the truncation and localization issues are correlated. The closer we are to the phase transition, the more the boundary decouples from the bulk and a more truncated 4d effective action can reproduce the physics. Exactly on the phase transition, its location can be reproduced by an action truncated to dimension-4. Moving a bit away from the phase transition into the interior of the Higgs phase, in order to reproduce the spectrum we need at least a dimension-6 operator. Moving further in the interior, we need to add more and more operators, finally reproducing the 5d plaquette action and localization is lost. These considerations extend also to the generalizations that couple the gauge fields to gravity. In order to be consistent with observations, gravity must also be localized (at least) on the boundary. Clearly such a dynamical mechanism for gravity is even less understood analytically than the localization of gauge fields but contrary to the latter, models coupled to gravity are not amenable to numerical lattice investigations at present. Any model of this kind that involves gravity must therefore have localization built in as an assumption and the validity of this assumption must be checked by the internal consistency of the construction.

We summarize our main technical results:

- The β -functions of the boundary couplings Eq. (2.75), Eq. (2.76) and of the bulk coupling, Eq. (2.77).
- The renormalized scalar potential of the boundary effective action near the 5d quantum phase transition, Eq. (3.9), generated exclusively by derivative operators. In addition, using the observation that quantizing the action with higher dimensional operators is equiv-

alent in the spirit of generalized effective field theory to quantizing it without them but including them instead in the effective theory as expectation values of quantum operators [22], we saw that the scalar potential of Eq. (3.9) is responsible for the simultaneous, spontaneous breaking of scale and gauge symmetries. A crucial fact that ensures this property is that the scale suppressing the higher dimensional (derivative) operator is the internal scale μ_* , the finite value of the regulating scale generated by the first order quantum phase transition in the interior of the phase diagram, present due to its five-dimensional origin.

- The boundary mass spectrum in the Higgs phase, given in Eq. (3.14) and Eq. (3.15).
- The correlated running of the respective 4d effective couplings in the Higgs and Hybrid phases near the phase transition, Eq. (4.12). The former is a boundary flow and the latter is a bulk flow, governed by common values of the regulating scale μ . They meet on the phase transition where $\mu = \mu_*$ is finite.
- The RG flows in the Higgs and Hybrid phases shown in Fig. 8, Fig. 9, the zoom around the phase transition in Fig. 10 and the Lines of Constant Physics in Fig. 11.

An important question is if we have provided in the context of our construction with an alternative resolution to the Higgs mass hierarchy problem. The fine tuning involved is about one part in a hundred and it is of a different type compared for example to the supersymmetric SM, being related to the choice of a "physical RG flow" on the phase diagram. More specifically what we saw is that the dynamics do not allow a high cut-off for the effective action, which indeed does ameliorate the fine tuning problem. On the other hand, in order to satisfy the constraint of a proper scale hierarchy, a considerable fine tuning of the free parameters (the initial data for the gauge coupling RG flows and the scalar vev) is necessary and this becomes more enhanced when a realistic spectrum is asked for. This essentially amounts to a fine tuning in the process of picking a physical RG flow line (equivalently of a Line of Constant Physics) out of a continuum of RG flows on the phase diagram. Once such a physical RG flow is picked, there is very little fine tuning that takes place along it.

The phenomenology of models of localization is expected to be quite different from the phenomenology of models with a Kaluza-Klein spectrum. We have not performed a related analysis in the present paper, instead we leave it for a future work. On the other hand it should be possible to do several related measurements on the lattice. For example, the numerical methods of [10] could be applied to see to which extent the potential Eq. (3.9) agrees with the full non-perturbative potential. A question that arises here is whether on the lattice, the scalar potential is a potential for a fundamental field or a composite. Perturbation theory can not tell the difference nonetheless the two approaches should agree on the shape of the potential. It is also most likely possible to measure numerically the quantity Λ_s in the Hybrid phase, reducing further the parameter freedom to only $\alpha_{4,R}$, $\alpha_{s,R}$ and v_* . Moreover it is possible that the above will also give some information about $\alpha_{s,R}$ and measurements of scalar Polyakov loop expectation values in the Higgs phase most likely can constrain v_* .

Let us close the current section with a comment on the possible effect on our boundary effective action Eq. (2.11) of fermionic degrees of freedom and leave a more thorough analysis for a future work. Part of the motivation behind such an extension is the fact that fermions play a catalytic role in the validity of both CW-like models and the Standard Model since, when dominant, they may render the effective potentials unstable. Crucial for this to happen is the coupling of the top quark (the heaviest fermion of the SM) to the Higgs boson be stronger than both the self and the gauge-Higgs couplings. Then, beyond a critical scale the former dominates the running of the quartic coupling which then takes large and negative values. A fair question is whether such a situation could be realized in our model. In our case the starting point would be a 5d orbifold lattice with an $SU(2)$ gauge field minimally coupled to massless fermions. Even though the introduction of fermionic degrees of freedom on the lattice is non-trivial, let us assume that we have followed analogous steps as described in this work and ended up with a classical continuum Lagrangian. It is then expected that in the continuum, the boundary action will inherit extra derivative operators some of which generate fermion-scalar vertices. These extra vertices, being fermionic, will have the usual negative-sign contribution to the 1-loop effective potential and this could be the root of an instability. However, in our prescription there is only one 5d gauge coupling, g_5 , which appears in the form of g_4 on the boundary for both the gauge-scalar and the fermion-scalar vertices. Due to this universality the Yukawa couplings will share the same order of magnitude and the same running properties with the gauge coupling so, their contribution to the effective potential will not be dominant and the latter will stay stable. On the other hand, under the presence of fermions there would be changes in the constraints Eq. (4.30) and Eq. (4.31) which, however, are not expected to affect the current picture drastically. Suppose finally that, for an unforeseen reason, the above scenario fails and the top quark dominates violently the running of our quartic coupling when a critical scale is reached. The SM prediction for this scale is $\mu \sim 10^{10}$ GeV and lies far beyond, say, the cut-off scale $\mu = \mu_* \simeq 209.1$ GeV of our prime example, where our boundary model exhibits a first order phase transition. In other words, the boundary action Eq. (2.11) enhanced with fermions will never reach the instability scale hence the potential as well as the associated SSB mechanism will remain valid.

Appendices

A Review of the NPGHU model

In part I, the Non-Perturbative Gauge-Higgs Unification model was computed at leading order in the lattice spacing expansion in [1] such that only operators of classical dimension less or equal to d were inserted in the effective action. Here we perform an extensive review of the main characteristics of this calculation and we move one step further, including next to leading order effects. We show that like this, Higher Dimensional Operators are introduced and we recalculate

the extended continuum effective action.

Let us start with a short reminder of the NPGHU model. This is a non-perturbative construction whose simplest realization is a five-dimensional pure Yang–Mills gauge theory defined on a periodic hyper-cubic orbifold lattice [2, 3, 4] with an anisotropy in its fifth dimension. The four-dimensional planes, in which the lattice is infinite, have lattice spacing a_4 , while the anisotropic fifth dimension, on which the orbifold boundary conditions are implemented, has lattice spacing a_5 . The above discrepancy results in a geometry which has a 5d bulk and two 4d boundaries located at the endpoints of the anisotropic dimension. In its simplest realization in the bulk an $SU(2)$ gauge symmetry is embedded and the boundary conditions leave at the boundaries a $U(1)$ gauge field and a complex scalar field. At the end, the lattice can be folded about its midpoint in the extra dimension and the infinite dimensional limit can be taken. Our notation follows [1] with small exceptions.

A.1 The orbifold lattice action

We consider a Euclidean hyper-cubic 5d lattice which is periodic in all dimensions. The extra dimension is a circle with radius R and the orbifold lattice is constructed by projecting the circle by the discrete group \mathbb{Z}_2 . This action identifies the upper with the lower semicircle and results in a discretized interval with two fixed points. On each of these fixed points lives a 4d slice and the produced geometry is that of $\mathbb{R}^4 \times S^1/\mathbb{Z}_2$. The projection acts also on the gauge group. If there is a 5d $SU(2)$ gauge theory in the bulk, the action of \mathbb{Z}_2 leaves at the endpoints of the interval a $U(1)$ subgroup and a complex scalar field. In what follows capital Latin letters $M, N, \dots = 0, 1, 2, 3, 5$ denote the 5d Euclidean or Minkowski index while small Greek letters $\mu, \nu, \dots = 0, 1, 2, 3$ denote the four-dimensional part. Moreover, the lattice coordinates are defined as $n_M \equiv (n_\mu, n_5)$ with $n_\mu = 1, \dots, L_\mu$ and $n_5 = 0, \dots, N_5$. The orbifold fixed points are located at $n_5 = 0, N_5$. Recall that the four-dimensional part of the lattice is taken infinite, a fact that is mirrored by sending $L_\mu \rightarrow \infty$. On the other hand, the extra dimension is allowed to be either finite or infinite. Since the number of lattice nodes in this direction is given by $N_5 = \pi R/a_5$, the choice $R \rightarrow \infty$ or $R \equiv \text{finite}$ determines the magnitude of the fifth dimension. The next step is the determination of the lattice gauge variables. The needed ingredients for that are the gauge links $U(n_M, N) \in SU(2)$. Their form is

$$U(n_M, N) = e^{ia_N g_5 \mathbf{A}_M(n_M)}, \quad (\text{A.1})$$

where n_M indicates their location while N the direction in which they point. The above exponential includes the lattice spacings a_ν and a_5 given by a_N with $N = \nu$ and $N = 5$ respectively. The former is identified as $a_\nu = a_4$, for every ν , while in general $a_4 \neq a_5$. In addition we get the continuum 5d dimensionfull coupling g_5 and the Lie algebra valued gauge field (always written in bold character) $\mathbf{A}_M \equiv A_M^A T^A$ which carries the adjoint index A . The generators are normalized using $\text{tr}\{T^A T^B\} = \delta^{AB}/2$. Dimensional analysis of the exponent in Eq. (A.1) indicates that $[\mathbf{A}_M] = 3/2$, $[a_N] = -1$ and $[g_5] = -1/2$, where $[\dots]$ represents the classical dimension of its argument. Since the structure of the lattice and the associated gauge variables are settled down

we can now consider the orbifold projection on both of them. We define the reflection operator \mathcal{R} that acts as a group conjugation, \mathcal{T}_g , on the corresponding generators. The orbifold condition on the links is implemented on the lattice through

$$\mathcal{R}U(n_M, N) = \mathcal{T}_g U(n_M, N). \quad (\text{A.2})$$

Regarding the lattice nodes $n_M = (n_\mu, n_5)$, the reflection operator acts on them as

$$\mathcal{R}(n_\mu, n_5) = (n_\mu, -n_5) \equiv \bar{n}_M \quad (\text{A.3})$$

while on the gauge links as

$$\mathcal{R}U(n_M, \nu) = U(\bar{n}_M, \nu) \text{ and } \mathcal{R}U(n_M, 5) = U^\dagger(\bar{n}_M - a_5 \hat{5}, 5). \quad (\text{A.4})$$

On the other hand, \mathcal{T}_g acts solely on the gauge links and the associated action yields

$$\mathcal{T}_g U(n_M, N) = gU(n_M, N)g^{-1}, \quad (\text{A.5})$$

with g^2 an element in the centre of $SU(2)$ which we can choose to be $g = -i\sigma^3$, the third Pauli matrix. Notice that \mathcal{R} commutes with \mathcal{T}_g and also that $\mathcal{R}^2 = \mathcal{T}_g^2 = 1$. The orbifolding becomes interesting when we look at the fixed points. As a small comment note that the orbifold has a mirror symmetry around the midpoint of the fifth dimension. Then, without loss of generality, we can fold it and consider only one of the two boundaries multiplied now with a factor of 2. Here we choose to work with the boundary located at $n_5 = 0$. Now, the reflection operation has a trivial effect on the boundary nodes, $n_M = (n_\mu, 0)$, and hence Eq. (A.2) becomes

$$U((n_\mu, 0), \nu) = \mathcal{T}_g U((n_\mu, 0), \nu) \equiv gU((n_\mu, 0), \nu)g^{-1}. \quad (\text{A.6})$$

The above relation is satisfied only for the gauge links that commute with σ^3 . Therefore on the boundary the generators of the bulk group \mathcal{G} separate in T^a and $T^{\hat{a}}$. The former belong to the unbroken group \mathcal{H} with $\mathcal{H} \subset \mathcal{G}$ while the latter to the broken ones. Since here $U(n_M, N)$ is an $SU(2)$ element with generators $T^A = \sigma^A/2$, the three Pauli matrices, the only acceptable choice is $a = 3$ and $\hat{a} = 1, 2$. In other words only a $U(1)$ gauge symmetry remains unbroken on the boundary. The lattice action is constructed using the Wilson plaquettes which are gauge invariant objects consisting of gauge links. The above discussion indicates that there are $U(1)$ and $SU(2)$ links on the boundary and in the bulk respectively, as well as, hybrid links which have one end on the boundary and the other in the bulk. The gauge transformation for the latter is given by $U \rightarrow \Omega^{U(1)}U(\Omega^{SU(2)})^\dagger$. With these in our hand we get the following two plaquette categories: 1) the boundary-hybrid plaquette and 2) the bulk plaquette. In 1) we define as $U_{\mu\nu}^b$ the 4d boundary plaquettes, including links lying only on the boundary, and as $U_{\mu 5}^h$ the hybrid plaquettes with two links lying on the fifth dimension with one end on the boundary and the other on the bulk. In 2) we define $U_{\mu\nu}$ and $U_{\mu 5}$ plaquettes with gauge links lying exclusively in the bulk. Hence the anisotropic orbifold Wilson action, $S_{S^1/\mathbb{Z}_2} \equiv S^{\text{orb}}$, reads

$$S^{\text{orb}} = S^{\text{b-h}} + S^B \quad (\text{A.7})$$

where orb stands for orbifold, $S^{\text{b-h}}$ is the boundary-hybrid action

$$S^{\text{b-h}} = \frac{1}{2N} \sum_{n_\mu} \left[\frac{\beta_4}{2} \sum_{\mu < \nu} \text{tr} \left\{ 1 - U_{\mu\nu}^b(n_\mu, 0) \right\} + \beta_5 \sum_{\mu} \text{tr} \left\{ 1 - U_{\mu 5}^h(n_\mu, 0) \right\} \right] \quad (\text{A.8})$$

and S^B corresponds to the bulk action

$$S^B = \frac{1}{2N} \sum_{n_\mu, n_5} \left[\beta_4 \sum_{\mu < \nu} \text{tr} \left\{ 1 - U_{\mu\nu}(n_\mu, n_5) \right\} + \beta_5 \sum_{\mu} \text{tr} \left\{ 1 - U_{\mu 5}(n_\mu, n_5) \right\} \right]. \quad (\text{A.9})$$

β_4 and β_5 are the dimensionless lattice couplings and N is the degree of the group \mathcal{G} . Since here $\mathcal{G} \equiv SU(2)$ then $N = 2$. Notice that we sum only over plaquettes with counterclockwise orientation.

Few comments are in order. Keep in mind that the extra $1/2$ factor in the boundary lattice action will be canceled due to the folding of the orbifold around the midpoint of the fifth dimension. Moreover notice that S^{orb} is the same with the one developed in [1] (apart from some modifications in the notation, trivial to be synchronized). Finally the anisotropy, which at classical level is given by $\gamma = a_4/a_5$, is explicitly introduced in the above framework when we switch to the equivalent pair of dimensionless couplings:

$$\beta_4 = \frac{\beta}{\gamma}, \quad \beta_5 = \beta\gamma \quad (\text{A.10})$$

which holds for both the boundary and the bulk. β here should not be confused with the usual definition of a β -function. Since we know the anisotropic orbifold lattice action our next step is to construct its continuum version so we first need to explicitly compute $S^{\text{b-h}}$ and S^B . Towards that direction we consider the expansion in small lattice spacing for Eq. (A.8) and Eq. (A.9) according to the program of [1]. There the expansion was truncated to the lowest non-trivial order in a_4, a_5 which led to a disconnected boundary-bulk system⁷. Here we move a step further in our computation so that the boundary is no longer disconnected from the bulk, a property which should be mirrored in the continuum effective action. The truncation in a_4, a_5 is such that it reveals the lowest higher dimensional operators which respect the symmetries.

A.2 The Boundary-Hybrid action with higher order terms

Let us start our computation with the pure boundary part of Eq. (A.8) which we denote here as

$$S^b = \frac{1}{2N} \sum_{n_\mu} \frac{\beta_4}{2} \sum_{\mu < \nu} \text{tr} \left\{ 1 - U_{\mu\nu}^b(n_\mu, 0) \right\}. \quad (\text{A.11})$$

As we have already mentioned the above plaquette includes only boundary-lying gauge links and its explicit form reads

$$U_{\mu\nu}^b(n_\mu) = U^b(n_\mu, \mu) U^b(n_\mu + a_4 \hat{\mu}, \nu) (U^b(n_\mu + a_4 \hat{\nu}, \mu))^\dagger (U^b(n_\mu, \nu))^\dagger$$

⁷Trailing back the computational details regarding the small lattice spacing expansion, which are presented in [1], will be a comprehensive guide for the current work.

$$= e^{ia_4g_5\mathbf{A}_\mu(n_\mu)} e^{ia_4g_5\mathbf{A}_\nu(n_\mu+a_4\hat{\mu})} e^{-ia_4g_5\mathbf{A}_\mu(n_\mu+a_4\hat{\nu})} e^{-ia_4g_5\mathbf{A}_\nu(n_\mu)}, \quad (\text{A.12})$$

where we have used Eq. (A.1) for $M, N = \mu, \nu$. For the calculation of the plaquette we use the Baker–Campbell–Housdorff (BCH) formula. To be more specific when there are four exponentials, with exponents X, Y, Z, W respectively, the complete basis for the formula is the following:

$$\begin{aligned} e^Xe^Ye^Ze^W &= \exp\left[X + Y + Z + W + \frac{1}{2}\left([X, Y] + [X, Z] + [X, W] + [Y, Z] + [Y, W] + [Z, W]\right)\right. \\ &\quad \left.+ \frac{1}{4}\left([X, [Z, W]] + [Y, [Z, W]] + [[X, Y], Z] + [[X, Y], W]\right) + \frac{1}{8}[[X, Y], [Z, W]]\right] \end{aligned} \quad (\text{A.13})$$

where here the exponents of the gauge links are represented by X, Y, Z and W . Regarding the boundary gauge field $\mathbf{A}_\mu \equiv A_\mu^3 T^3$, BCH reduces to the usual product of exponentials since $[A_\mu^3 T^3, A_\nu^3 T^3] = 0$. As a small side note, we would like to clarify a bit more the arguments of the above exponentials. In particular, the corresponding exponents are dimensionless only if

$$[a_4] + [g_5] + [\mathbf{A}_\mu] = 0$$

which, according to the dimensional analysis of Sect. A.1 gives $[\mathbf{A}_\mu] = 3/2$. This is an expected result regarding the 5d bulk but on the 4d boundary the dimensionality of the gauge field should be different. One way to overcome this obstacle, in agreement with [1], is to note that the boundary-hybrid action does not include a summation over a_5 which then becomes a free parameter. Since here we consider $R \rightarrow \infty$ and we are allowed to choose $N_5 \rightarrow \infty$ then, from $a_5 = \pi R/N_5$, we get that $a_5 \rightarrow a_{5,f}$ which is finite. Then we can define $g_5 \equiv g_4 \sqrt{a_{5,f}}$, with g_4 a dimensionless coupling, and reabsorb $\sqrt{a_{5,f}}$ in the gauge field. In that sense $\sqrt{a_{5,f}}\mathbf{A}_\mu \rightarrow \mathbf{A}_\mu$ on the exponentials and now $[\mathbf{A}_\mu] = 1$ which is the usual dimension of a 4d gauge potential. Another way of seeing the above argument is that we want the fields and currents of $S^{\text{b-h}}$ to be localized at the lattice boundary. This happens when the anisotropy is small, [24], which is true when $a_5 > a_4$. So since here we consider the $a_4 \rightarrow 0$ limit then a_5 cannot approach zero but it can take any finite value without losing generality. With the above in mind Eq. (A.12) becomes

$$U_{\mu\nu}^b(n_\mu) = e^{ia_4g_4[\mathbf{A}_\mu(n_\mu) + \mathbf{A}_\nu(n_\mu + a_4\hat{\mu}) - \mathbf{A}_\mu(n_\mu + a_4\hat{\nu}) - \mathbf{A}_\nu(n_\mu)]} \quad (\text{A.14})$$

and we are ready to consider the series of $\mathbf{A}_\nu(n_\mu + a_4\hat{\mu})$ and $\mathbf{A}_\mu(n_\mu + a_4\hat{\nu})$ for small a_4 while we keep terms up to order $\mathcal{O}(a_4^2)$. In other words the expansion gives

$$\begin{aligned} \mathbf{A}_\nu(n_\mu + a_4\hat{\mu}) &\equiv \mathbf{A}_\nu(n_\mu) + a_4\hat{\Delta}_\mu\mathbf{A}_\nu(n_\mu) + \frac{a_4^2}{2}\hat{\Delta}_\mu(\hat{\Delta}_\mu\mathbf{A}_\nu(n_\mu)) \\ \mathbf{A}_\mu(n_\mu + a_4\hat{\nu}) &\equiv \mathbf{A}_\mu(n_\mu) + a_4\hat{\Delta}_\nu\mathbf{A}_\mu(n_\mu) + \frac{a_4^2}{2}\hat{\Delta}_\nu(\hat{\Delta}_\nu\mathbf{A}_\mu(n_\mu)) \end{aligned}$$

with $\hat{\Delta}_\mu\mathbf{A}_\nu(n_\mu) = (1/a)[\mathbf{A}_\nu(n_\mu + a\hat{\mu}) - \mathbf{A}_\nu(n_\mu)]$ a discretized derivative. Therefore the above plaquette yields

$$U_{\mu\nu}^b(n_\mu) = e^{ia_4^2g_4\mathbf{F}_{\mu\nu}(n_\mu) + \frac{ia_4^3g_4}{2}[\hat{\Delta}_\mu\mathbf{F}_{\mu\nu}(n_\mu) + (\hat{\Delta}_\mu - \hat{\Delta}_\nu)\hat{\Delta}_\nu\mathbf{A}_\mu(n_\mu)] + \mathcal{O}(a_4^4)}, \quad (\text{A.15})$$

where we have defined that $\mathbf{F}_{\mu\nu}(n_\mu) = \hat{\Delta}_\mu \mathbf{A}_\nu(n_\mu) - \hat{\Delta}_\nu \mathbf{A}_\mu(n_\mu)$ with $\mathbf{F}_{\mu\nu} \equiv F_{\mu\nu}^3 T^3$. Recall that a plaquette is designed to be a gauge and rotational (Lorentz) invariant object on the Euclidean (Minkowski) lattice. Nevertheless, due to the truncation level of the lattice-spacing expansion several terms, inconsistent with these symmetries, appear. This mismatch is an artifact of the lattice in a sense that adding higher in a_4 terms to the expansion the gauge and rotational symmetry will eventually be restored. Nevertheless, a delicate point here is the assumption that the continuum action, no matter the truncation level, should respect these symmetries. Hence, in the following we will expand all the formulae up to a specific order at the lattice-spacing and then neglect every contribution which is not gauge and rotationally invariant. Then implying Eq. (A.15) back to Eq. (A.11), performing one more expansion for small a_4 and taking the trace the boundary action becomes

$$\begin{aligned}
S^b &= 2 \frac{1}{2N} \sum_{n_\mu} \frac{\beta_4}{2} \sum_{\mu < \nu} \text{tr} \left\{ -i a_4^2 g_4 \mathbf{F}_{\mu\nu} - i \frac{a_4^3}{2} g_4 [\hat{\Delta}_\mu \mathbf{F}_{\mu\nu} + (\hat{\Delta}_\mu - \hat{\Delta}_\nu) \hat{\Delta}_\nu \mathbf{A}_\mu] \right. \\
&+ \frac{a_4^4}{2} g_4^2 \mathbf{F}_{\mu\nu}^2 + \frac{a_4^5}{2} g_4^2 \mathbf{F}_{\mu\nu} [\hat{\Delta}_\mu \mathbf{F}_{\mu\nu}(n_\mu) + (\hat{\Delta}_\mu - \hat{\Delta}_\nu) \hat{\Delta}_\nu \mathbf{A}_\mu] \\
&+ \left. \frac{a_4^6}{8} g_4^2 [\hat{\Delta}_\mu \mathbf{F}_{\mu\nu} + (\hat{\Delta}_\mu - \hat{\Delta}_\nu) \hat{\Delta}_\nu \mathbf{A}_\mu]^2 + i \frac{a_4^6}{6} g_4^3 \mathbf{F}_{\mu\nu} \mathbf{F}_{\nu\rho} \mathbf{F}_{\rho\mu} \right\} + \mathcal{O}(a_4^7) \\
&= \sum_{n_\mu} a_4^4 \sum_{\mu < \nu} \left\{ \frac{1}{4} F_{\mu\nu}^3 F_{\mu\nu}^3 + \frac{a_4^2}{16} (\hat{\Delta}_\mu F_{\mu\nu}^3) (\hat{\Delta}_\mu F_{\mu\nu}^3) \right\} + \mathcal{O}(a_4^7), \tag{A.16}
\end{aligned}$$

where we added the factor of 2 in front of the sum due to the folding of the orbifold and kept operators up to dimension 6 which are gauge and rotationally invariant. To give an example the above action originally includes the dimension-3 operators

$$\hat{\Delta}_\mu \mathbf{F}_{\mu\nu} + (\hat{\Delta}_\mu - \hat{\Delta}_\nu) \hat{\Delta}_\nu \mathbf{A}_\mu,$$

which are zero when the trace is taken and the dimension-5 operators

$$\mathbf{F}_{\mu\nu} \left(\hat{\Delta}_\mu \mathbf{F}_{\mu\nu} + (\hat{\Delta}_\mu - \hat{\Delta}_\nu) \hat{\Delta}_\nu \mathbf{A}_\mu \right)$$

which are not rotationally and gauge invariant. Note moreover that the lattice coupling is fixed by

$$\beta_4 = \frac{2N a_{5,f}}{g_5^2} = \frac{2N}{g_4^2}. \tag{A.17}$$

Let us make a small pause here and comment on the distribution of a_4 's in Eq. (A.16). In particular considering the naive continuum limit, $a_4 \rightarrow 0$, four of them will be sacrificed so as to form the 4d integral

$$\sum_{n_0} a_4 \sum_{n_1} a_4 \sum_{n_2} a_4 \sum_{n_3} a_4 = (n_0 a_4) (n_1 a_4) (n_2 a_4) (n_3 a_4) \rightarrow \int dx_0 dx_1 dx_2 dx_3. \tag{A.18}$$

Nevertheless the above is consistent regarding a dimension-4 operator, when the action includes HDO the situation is different. In Eq. (A.16) for example there is also a dimension-6 operator which comes with two a_4 's extra. So the rising question is what happens to that term when the

$a_4 \rightarrow 0$ limit is taken. To answer this recall that lattice-spacing works both as a definition of the lattice length and as a natural theory regulator which, in addition, respects gauge invariance. On the other hand, the same theory defined at the continuum is regularized in a gauge invariant manner using dimensional regularization. Moreover, DR introduces the intrinsic scale μ which plays a crucial role in the quantum behaviour of the theory. Matching the situation on the lattice with that of the continuum and since a_4 has a dual role, it is legal to assume that there is a non-trivial connection between the lattice-spacing and the intrinsic scale. Back to Eq. (A.16) the above yields that we are allowed to replace the remnant a_4 with $\mu(a_4)$ and get

$$S^b = \sum_{n_\mu} a_4^4 \sum_{\mu < \nu} \left(\frac{1}{4} F_{\mu\nu}^3 F_{\mu\nu}^3 + \frac{1}{16} \frac{(\hat{\Delta}_\mu F_{\mu\nu}^3)(\hat{\Delta}_\mu F_{\mu\nu}^3)}{\mu^2(a_4)} \right) + \mathcal{O}(a_4^7). \quad (\text{A.19})$$

The other part of Eq. (A.8) regards the hybrid action defined here as

$$S^h = \frac{1}{2N} \sum_{n_\mu} \beta_5 \sum_{\mu} \text{tr} \left\{ 1 - U_{\mu 5}^h(n_\mu, 0) \right\} \quad (\text{A.20})$$

and includes the hybrid plaquette $U_{\mu 5}^h$. Recall that this plaquette is constructed from a $U(1)$ gauge link, two $SU(2)$ hybrid gauge links and one $SU(2)$ gauge link. Therefore its explicit form using Eq. (A.1) for $M, N = \mu, 5$ reads

$$\begin{aligned} U_{\mu 5}^h &= U^b(n_\mu, \mu) U^h(n_\mu + a_4 \hat{\mu}, \hat{5}) (U(n_\mu + a_5 \hat{5}, \mu))^\dagger (U^h(n_\mu, \hat{5}))^\dagger \\ &= e^{ia_4 g_4 \mathbf{A}_\mu^b(n_\mu, 0)} e^{ia_5 g_4 \mathbf{A}_5(n_\mu + a_4 \hat{\mu}, 0)} e^{-ia_4 g_4 \mathbf{A}_\mu(n_\mu, a_5 \hat{5})} e^{-ia_5 g_4 \mathbf{A}_5(n_\mu, 0)}, \end{aligned} \quad (\text{A.21})$$

where the superscript b on the gauge field refers to the boundary. More precisely we get $\mathbf{A}_\mu^b \equiv A_\mu^3 T^3$ and $(\mathbf{A}_\mu, \mathbf{A}_5) \equiv (A_\mu^A T^A, A_5^A T^A)$. Note that here we have directly followed the arguments above Eq. (A.14) so the gauge potential has already mass dimension one. The hybrid plaquette has been set up and the next step is to consider the lattice-spacing expansion. For that purpose we exploit the BCH formula given in Eq. (A.13) for

$$X = ia_4 g_4 \mathbf{A}_\mu^b(n_\mu, 0), \quad Y = ia_5 g_4 \mathbf{A}_5(n_\mu + a_4 \hat{\mu}, 0), \quad Z = -ia_4 g_4 \mathbf{A}_\mu(n_\mu, a_5 \hat{5}), \quad W = -ia_5 g_4 \mathbf{A}_5(n_\mu, 0),$$

where now it will not be reduced to the usual case since the commutators are not necessarily zero. Recall that the current work deals with a higher in a_4 and a_5 order compared to [1] so in the following we will keep terms up to $\mathcal{O}(a_4^3, a_5^3)$. As a consequence, non-linear in gauge fields commutators are expected to play a crucial role in the calculation of the hybrid action. With the above in mind the desired plaquette yields

$$\begin{aligned} U_{\mu 5}^h &= \exp \left[ia_5 g_4 \left(\gamma \mathbf{A}_\mu^b(n_\mu, 0) + \mathbf{A}_5(n_\mu + a_4 \hat{\mu}, 0) - \gamma \mathbf{A}_\mu(n_\mu, a_5 \hat{5}) - \mathbf{A}_5(n_\mu, 0) \right) \right. \\ &\quad - \frac{g_4^2}{2} \left(a_4 a_5 [\mathbf{A}_\mu^b(n_\mu, 0), \mathbf{A}_5(n_\mu + a_4 \hat{\mu}, 0)] - a_4^2 [\mathbf{A}_\mu^b(n_\mu, 0), \mathbf{A}_\mu(n_\mu, a_5 \hat{5})] \right. \\ &\quad - a_4 a_5 [\mathbf{A}_\mu^b(n_\mu, 0), \mathbf{A}_5(n_\mu, 0)] - a_4 a_5 [\mathbf{A}_5(n_\mu + a_4 \hat{\mu}, 0), \mathbf{A}_\mu(n_\mu, a_5 \hat{5})] \\ &\quad \left. \left. - a_5^2 [\mathbf{A}_5(n_\mu + a_4 \hat{\mu}, 0), \mathbf{A}_5(n_\mu, 0)] + a_4 a_5 [\mathbf{A}_\mu(n_\mu, a_5 \hat{5}), \mathbf{A}_5(n_\mu, 0)] \right) \right] \end{aligned}$$

$$\begin{aligned}
& - \frac{ig_4^3}{4} \left\{ a_4^2 a_5 [\mathbf{A}_\mu^b(n_\mu, 0), [\mathbf{A}_\mu(n_\mu, a_5 \hat{5}), \mathbf{A}_5(n_\mu, 0)]] + a_4 a_5^2 [\mathbf{A}_5(n_\mu + a_4 \hat{\mu}, 0), [\mathbf{A}_\mu(n_\mu, a_5 \hat{5}), \mathbf{A}_5(n_\mu, 0)]] \right. \\
& - \left. a_4^2 a_5 [[\mathbf{A}_\mu^b(n_\mu, 0), \mathbf{A}_5(n_\mu + a_4 \hat{\mu}, 0)], \mathbf{A}_\mu(n_\mu, a_5 \hat{5})] - a_4 a_5^2 [[\mathbf{A}_\mu^b(n_\mu, 0), \mathbf{A}_5(n_\mu + a_4 \hat{\mu}, 0)], \mathbf{A}_5(n_\mu, 0)] \right\} \\
& + \mathcal{O}(a^4) \Big], \tag{A.22}
\end{aligned}$$

where $\mathcal{O}(a^k) \equiv \mathcal{O}(a_4^{k_1}, a_5^{k_2}) \forall k_1, k_2$ that satisfy $k_1 + k_2 = k$. Note here that the terms in the parenthesis had also been found in [1] while the ones in the curly bracket denote a new, higher order, contribution. Next we deal with the expansion of the gauge potentials for small lattice-spacing while we keep in mind that a next-to-next-to leading order truncation is needed. Then, the desired expressions yield

$$\begin{aligned}
\mathbf{A}_5(n_\mu + a_4 \hat{\mu}, 0) &\equiv \mathbf{A}_5(n_\mu, 0) + a_4 \hat{\Delta}_\mu \mathbf{A}_5(n_\mu, 0) + \frac{a_4^2}{2} \hat{\Delta}_\mu (\hat{\Delta}_\mu \mathbf{A}_5(n_\mu, 0)) \\
\mathbf{A}_\mu(n_\mu, a_5 \hat{5}) &\equiv \mathbf{A}_\mu(n_\mu, 0) + a_5 \hat{\Delta}_5 \mathbf{A}_\mu(n_\mu, 0) + \frac{a_5^2}{2} \hat{\Delta}_5 (\hat{\Delta}_5 \mathbf{A}_\mu(n_\mu, 0)), \tag{A.23}
\end{aligned}$$

with $\hat{\Delta}_5$ a discretized derivative in accordance with $\hat{\Delta}_\mu$. Now the above relations should be combined with Eq. (A.22), an attempt that will give back a rather messy result. Nevertheless, we can avoid the undesired mess if we first consider Eq. (A.6), at a gauge-field level, which will inherit our expressions with the Dirichlet and Neumann orbifold boundary conditions. To be more specific these conditions demand the following:

$$\begin{aligned}
\mathcal{R} A_\mu^{\hat{a}} T^{\hat{a}} = \alpha_\mu A_\mu^{\hat{a}} T^{\hat{a}} = \eta^{\hat{a}} A_\mu^{\hat{a}} T^{\hat{a}} &\Rightarrow A_\mu^{\hat{a}} T^{\hat{a}} = -A_\mu^{\hat{a}} T^{\hat{a}} \Rightarrow A_\mu^{1,2} = 0 \\
\mathcal{R} A_5^a T^a = \alpha_5 A_5^a T^a = \eta^a A_5^a T^a &\Rightarrow -A_5^a T^a = A_5^a T^a \Rightarrow A_5^3 = 0 \\
\mathcal{R} \hat{\Delta}_5 A_\mu^a T^a = \alpha_5 \alpha_\mu \hat{\Delta}_5 A_\mu^a T^a = \eta^a \hat{\Delta}_5 A_\mu^a T^a &\Rightarrow -\hat{\Delta}_5 A_\mu^a T^a = \hat{\Delta}_5 A_\mu^a T^a \Rightarrow \hat{\Delta}_5 A_\mu^3 = 0 \\
\mathcal{R} \hat{\Delta}_5 A_5^{\hat{a}} T^{\hat{a}} = \alpha_5 \alpha_5 \hat{\Delta}_5 A_5^{\hat{a}} T^{\hat{a}} = \eta^{\hat{a}} \hat{\Delta}_5 A_5^{\hat{a}} T^{\hat{a}} &\Rightarrow \hat{\Delta}_5 A_5^{\hat{a}} T^{\hat{a}} = -\hat{\Delta}_5 A_5^{\hat{a}} T^{\hat{a}} \Rightarrow \hat{\Delta}_5 A_5^{1,2} = 0
\end{aligned}$$

where α_μ and α_5 correspond to the parity of the gauge fields \mathbf{A}_μ and \mathbf{A}_5 respectively, while η^A with $\eta^a = +1$ and $\eta^{\hat{a}} = -1$ is the parity of the generators coming from the relation $gT^A g^{-1} = \eta^A T^A$. As a small comment notice that the hybrid plaquette includes also the term $\hat{\Delta}_5(\hat{\Delta}_5 A_\mu^3(n_\mu, 0))$ which survives from the Neumann boundary conditions since

$$\mathcal{R} \hat{\Delta}_5(\hat{\Delta}_5 A_\mu^a T^a) = \alpha_5 \alpha_5 \alpha_\mu \hat{\Delta}_5(\hat{\Delta}_5 A_\mu^a T^a) = \eta^a \hat{\Delta}_5(\hat{\Delta}_5 A_\mu^a T^a) \Rightarrow \hat{\Delta}_5(\hat{\Delta}_5 A_\mu^a T^a) \neq 0.$$

However, after the lattice-spacing expansion is taken all the gauge fields are defined on the boundary, which is located at $n_5 = 0$, so there is no evolution along the fifth dimension. In other words the derivative of $\hat{\Delta}_5$, of any given order, on the boundary fields should vanish. In that sense the gauge potentials become $A_5^A(n_\mu, 0) \rightarrow A_5^{1,2}(n_\mu, 0)$ and $A_\mu^A(n_\mu, 0) \rightarrow A_\mu^3(n_\mu, 0)$ so Eq. (A.23) now gives

$$\mathbf{A}_5(n_\mu + a_4 \hat{\mu}, 0) \rightarrow \mathbf{A}_5^b(n_\mu, 0) + a_4 \hat{\Delta}_\mu \mathbf{A}_5^b(n_\mu, 0) + \frac{a_4^2}{2} \hat{\Delta}_\mu (\hat{\Delta}_\mu \mathbf{A}_5^b(n_\mu, 0))$$

$$\mathbf{A}_\mu(n_\mu, a_5 \hat{5}) \rightarrow \mathbf{A}_\mu^b(n_\mu, 0), \quad (\text{A.24})$$

where we have defined that $\mathbf{A}_5^b \equiv A_5^{\hat{a}} T^{\hat{a}}$. With these in hand our calculation is simplified and the hybrid palquette reads

$$\begin{aligned} U_{\mu 5}^h &= \exp \left[ig_4 \left(a_4 a_5 \hat{\Delta}_\mu \mathbf{A}_5^b(n_\mu, 0) + \frac{a_4^2 a_5}{2} \hat{\Delta}_\mu (\hat{\Delta}_\mu \mathbf{A}_5^b(n_\mu, 0)) \right) \right. \\ &\quad - g_4^2 \left(a_4 a_5 [\mathbf{A}_\mu^b(n_\mu, 0), \mathbf{A}_5^b(n_\mu, 0)] + a_4^2 a_5 [\mathbf{A}_\mu^b(n_\mu, 0), \hat{\Delta}_\mu \mathbf{A}_5^b(n_\mu, 0)] \right) \\ &\quad \left. - ig_4^3 \left\{ \frac{a_4^2 a_5}{2} [\mathbf{A}_\mu^b(n_\mu, 0), [\mathbf{A}_\mu^b(n_\mu, 0), \mathbf{A}_5^b(n_\mu, 0)]] + \frac{a_4 a_5^2}{2} [\mathbf{A}_5^b(n_\mu, 0), [\mathbf{A}_\mu^b(n_\mu, 0), \mathbf{A}_5^b(n_\mu, 0)]] \right\} + \mathcal{O}(a^4) \right] \\ &= \exp \left[ig_4 \left(a_4 a_5 \left[\hat{\Delta}_\mu \mathbf{A}_5^b(n_\mu, 0) + ig_4 [\mathbf{A}_\mu^b(n_\mu, 0), \mathbf{A}_5^b(n_\mu, 0)] \right] \right) \right. \\ &\quad + \frac{a_4^2 a_5}{2} \left[\hat{\Delta}_\mu (\hat{\Delta}_\mu \mathbf{A}_5^b(n_\mu, 0)) + 2ig_4 [\mathbf{A}_\mu^b(n_\mu, 0), \hat{\Delta}_\mu \mathbf{A}_5^b(n_\mu, 0)] - g_4^2 [\mathbf{A}_\mu^b(n_\mu, 0), [\mathbf{A}_\mu^b(n_\mu, 0), \mathbf{A}_5^b(n_\mu, 0)]] \right] \\ &\quad \left. - \frac{a_4 a_5^2}{2} g_4^2 [\mathbf{A}_5^b(n_\mu, 0), [\mathbf{A}_\mu^b(n_\mu, 0), \mathbf{A}_5^b(n_\mu, 0)]] + \mathcal{O}(a^4) \right], \quad (\text{A.25}) \end{aligned}$$

and now each bracket in the last exponential includes terms of the same dimension. Actually this is not the end since there are some extra manipulations which will lead to an even more simple relation for Eq. (A.25). In particular we can give up $(n_\mu, 0)$ from now on, since we are exclusively on the boundary, and do the following: The first bracket can be rewritten defining the hybrid field-strength $\mathbf{F}_{\mu 5}$ as

$$\mathbf{F}_{\mu 5} = \hat{\Delta}_\mu \mathbf{A}_5^b + ig_4 [\mathbf{A}_\mu^b, \mathbf{A}_5^b].$$

Then the second bracket, after using the identity

$$\hat{\Delta}_\mu [\mathbf{A}_\mu^b, \mathbf{A}_5^b] = [\hat{\Delta}_\mu \mathbf{A}_\mu^b, \mathbf{A}_5^b] + [\mathbf{A}_\mu^b, \hat{\Delta}_\mu \mathbf{A}_5^b]$$

to rewrite one of the two $[\mathbf{A}_\mu^b, \hat{\Delta}_\mu \mathbf{A}_5^b]$ and collecting terms which form $\mathbf{F}_{\mu 5}$, reads

$$\hat{\mathbf{D}}_\mu \mathbf{F}_{\mu 5} - ig_4 [\hat{\Delta}_\mu \mathbf{A}_\mu^b, \mathbf{A}_5^b],$$

with $\hat{\mathbf{D}}_\mu = \hat{\Delta}_\mu + ig_4 [\mathbf{A}_\mu^b, \cdot]$ the discretized version of the covariant derivative. In that sense Eq. (A.25) admits the final form

$$U_{\mu 5}^h = \exp \left[ig_4 \left(a_4 a_5 \mathbf{F}_{\mu 5} + \frac{a_4^2 a_5}{2} \hat{\mathbf{D}}_\mu \mathbf{F}_{\mu 5} - i \frac{g_4 a_4^2 a_5}{2} [\hat{\Delta}_\mu \mathbf{A}_\mu^b, \mathbf{A}_5^b] - \frac{g_4^2 a_4 a_5^2}{2} [\mathbf{A}_5^b, [\mathbf{A}_\mu^b, \mathbf{A}_5^b]] + \mathcal{O}(a^4) \right) \right] \quad (\text{A.26})$$

and the next step is to insert the above relation in Eq. (A.20) and expand the exponential for small lattice-spacing. This is a path which needs caution since choosing to truncate the expansion at a specific order inherits the action with terms which do not respect the symmetries

of the theory, in the same manner with the boundary action. In particular if we set $U_{\mu 5}^h$ back in Eq. (A.20), perform the trace and keep terms up to $\mathcal{O}(a^6)$, the hybrid action reads

$$\begin{aligned}
S^h &= \sum_{n_\mu} a_4^4 \sum_{\mu} \left((\overline{\hat{D}_\mu \phi}) \hat{D}_\mu \phi + \frac{a_4}{2} (\overline{\hat{D}_\mu \phi}) [\overline{\hat{D}_\mu} + \hat{D}_\mu] \hat{D}_\mu \phi + \frac{ig_4 a_4}{2} \hat{\Delta}_\mu A_\mu^3 [(\overline{\hat{D}_\mu \phi}) \phi - \bar{\phi} \hat{D}_\mu \phi] \right. \\
&+ \frac{a_4^2}{4} (\overline{\hat{D}_\mu \hat{D}_\mu \phi}) \hat{D}_\mu \hat{D}_\mu \phi + \frac{g_4^2 a_4^2}{4} \bar{\phi} \phi (\hat{\Delta}_\mu A_\mu^3)^2 + ig_4 \frac{a_4^2}{4} \hat{\Delta}_\mu A_\mu^3 [(\overline{\hat{D}_\mu \hat{D}_\mu \phi}) \phi - \bar{\phi} (\hat{D}_\mu \hat{D}_\mu \phi)] \\
&\left. + \frac{a_5^2}{2} (\bar{\phi} \phi)^2 A_\mu^3 A_\mu^3 \right) + \mathcal{O}(a^7), \tag{A.27}
\end{aligned}$$

defining first the lattice coupling $\beta_5 = 2Na_4^2/a_5^2 g_4^2$ and in addition the complex scalar field $\phi = (A_5^1 + iA_5^2)/2$. Moreover the covariant derivative has been set as $\hat{D}_\mu = \hat{\Delta}_\mu - ig_4 A_\mu^3$. However, notice in Eq. (A.27) that the dimension-five and six operators, except from the case of $(\overline{\hat{D}_\mu \hat{D}_\mu \phi}) \hat{D}_\mu \hat{D}_\mu \phi$, lack of rotational and gauge invariance. Of course the situation is changed and symmetry restoration is achieved when someone keeps higher and higher order terms at the lattice-spacing expansion and the BCH formula. Nevertheless, at the expansion order of the current work these terms can be neglected without affecting the consistency of the theory. Therefore, the desired expression for the hybrid action yields

$$\begin{aligned}
S^h &= \sum_{n_\mu} a_4^4 \sum_{\mu} \left(|\hat{D}_\mu \phi|^2 + \frac{a_4^2}{4} |\hat{D}_\mu \hat{D}_\mu \phi|^2 \right) + \mathcal{O}(a^7) \\
&= \sum_{n_\mu} a_4^4 \sum_{\mu} \left(|\hat{D}_\mu \phi|^2 + \frac{1}{4} \frac{|\hat{D}_\mu \hat{D}_\mu \phi|^2}{\mu^2} \right) + \mathcal{O}(a^7), \tag{A.28}
\end{aligned}$$

where we have identified the remnant a_4 of the dim-6 operator as part of the regularization scale, $\mu \equiv \mu(a_4)$, in accordance with the pure boundary action. So now the combination of Eq. (A.19) and Eq. (A.28), according to Eq. (A.8), gives the boundary-hybrid action

$$S^{\text{b-h}} = \sum_{n_\mu} a_4^4 \sum_{\mu} \left[\sum_{\nu} \left(\frac{1}{4} F_{\mu\nu}^3 F_{\mu\nu}^3 + \frac{1}{16} \frac{(\hat{\Delta}_\mu F_{\mu\nu}^3)(\hat{\Delta}_\mu F_{\mu\nu}^3)}{\mu^2} \right) + |\hat{D}_\mu \phi|^2 + \frac{1}{4} \frac{|\hat{D}_\mu \hat{D}_\mu \phi|^2}{\mu^2} \right], \tag{A.29}$$

where all the information of the anisotropy is hidden in the coupling between the fields. Recall that the boundary action includes g_4 which however is not an independent coupling since

$$g_4 = \frac{g_5}{\sqrt{a_{5,f}}} = \frac{g_5}{\sqrt{a_4}} \sqrt{\gamma} \equiv g \sqrt{\gamma} \tag{A.30}$$

with $g = \frac{g_5}{\sqrt{a_4}}$ a dimensionless coupling. Therefore, now the covariant derivative is expressed with the help of the new coupling as a function of the anisotropy and becomes $\hat{D}_\mu = \hat{\Delta}_\mu - ig \sqrt{\gamma} A_\mu^3$. Of course Eq. (A.29) is defined on the lattice and it can be useful only after considering the naive continuum limit according to Eq. (A.18). Nevertheless, before following this path we complete the picture constructing the bulk lattice action which will include terms coming from a higher order truncation of the lattice-spacing.

A.3 The Bulk action with higher order terms

Here the main ingredient is the pure bulk action, given by Eq. (A.9), which can be broken into a four-dimensional and a five-dimensional part. The former includes plaquettes which lie exclusively on the 4d bulk and reads

$$S^{4d} = \frac{1}{2N} \sum_{n_\mu, n_5} \beta_4 \sum_{\mu < \nu} \text{tr} \left\{ 1 - U_{\mu\nu}(n_\mu, n_5) \right\}, \quad (\text{A.31})$$

while the latter includes plaquettes with gauge links leaving on the full 5d bulk and reads

$$S^{5d} = \frac{1}{2N} \sum_{n_\mu, n_5} \beta_5 \sum_{\mu} \text{tr} \left\{ 1 - U_{\mu 5}(n_\mu, n_5) \right\} \quad (\text{A.32})$$

with $S^B = S^{4d} + S^{5d}$, $\beta_4 = 2Na_5/g_5^2$ and $\beta_5 = 2Na_4^2/a_5g_5^2$. Notice that the two sets of couplings, $\{\beta'_4, \beta'_5\}$ and $\{\beta_4, \beta_5\}$, are essentially the same except that in the bulk case a_5 is not an undetermined parameter any longer. An important difference between the boundary and bulk case is that the latter includes fields with mass dimension $[A_M] = 3/2$, with $M = \mu, 5$. This is a crucial fact regarding the calculations of the following sections. Now one of the arguments in [1] was that the actions S^{4d} and S^{5d} , at leading order, were 5d covariant so their sum reconstructed the 5d bulk action. Here the next-to-leading order is considered so there would be higher derivative terms in the action which do not allow us to expect the same conclusion regarding the covariance of Eq. (A.31) and Eq. (A.32). Actually if this is the case then the breaking of the 5d covariance should be related with the existence of the anisotropy. Of course the above argument can be proved following the path of the previous section. For that purpose let us draw the calculation, without many details, starting from S^{4d} whose plaquette yields

$$\begin{aligned} U_{\mu\nu}(n_\mu, n_5) &= U(n_\mu, n_5; \mu) U(n_\mu + a_4\hat{\mu}, n_5; \nu) (U(n_\mu + a_4\hat{\nu}, n_5; \mu))^\dagger (U(n_\mu, n_5; \nu))^\dagger \\ &= e^{ia_4g_5\mathbf{A}_\mu(n_\mu, n_5)} e^{ia_4g_5\mathbf{A}_\nu(n_\mu + a_4\hat{\mu}, n_5)} e^{-ia_4g_5\mathbf{A}_\mu(n_\mu + a_4\hat{\nu}, n_5)} e^{-ia_4g_5\mathbf{A}_\nu(n_\mu, n_5)}, \end{aligned}$$

with $\mathbf{A}_\mu \equiv A_\mu^A T^A$. Then the algorithm that we follow suggests that the 4d bulk palquette is properly rewritten using the BCH formula. In particular we need Eq. (A.13) whose exponents here admit that

$$\begin{aligned} X &= ia_4g_5\mathbf{A}_\mu(n_\mu, n_5), \quad Y = ia_4g_5\mathbf{A}_\nu(n_\mu + a_4\hat{\mu}, n_5) \\ Z &= -ia_4g_5\mathbf{A}_\mu(n_\mu + a_4\hat{\nu}, n_5), \quad W = -ia_4g_5\mathbf{A}_\nu(n_\mu, n_5). \end{aligned}$$

So now we employ the lattice-spacing expansion, at the next-to-next-to leading order in the expansion, exactly as we did for the boundary. In that sense, after collecting and massaging terms of the same dimension and keeping terms up to $\mathcal{O}(a_4^3)$, the plaquette becomes

$$\begin{aligned} U_{\mu\nu}(n_\mu, n_5) &= \exp \left[ia_4^2g_5^2\mathbf{F}_{\mu\nu}(n_\mu, n_5) + \frac{ia_4^3g_5^3}{2} \left(\hat{\mathbf{D}}'_\mu \mathbf{F}_{\mu\nu}(n_\mu, n_5) + (\hat{\Delta}_\mu - \hat{\Delta}_\nu) \hat{\Delta}_\nu \mathbf{A}_\mu(n_\mu, n_5) \right. \right. \\ &\quad \left. \left. + ig_5[\mathbf{A}_\nu(n_\mu, n_5), \mathbf{F}_{\mu\nu}(n_\mu, n_5)] + ig_5[\mathbf{A}_\mu(n_\mu, n_5) - \mathbf{A}_\nu(n_\mu, n_5), \hat{\Delta}_\nu \mathbf{A}_\mu(n_\mu, n_5)] \right) \right] \end{aligned}$$

$$+ \mathcal{O}(a_4^4) \Big],$$

where we have defined

$$\mathbf{F}_{\mu\nu} \equiv F_{\mu\nu}^A T^A = \hat{\Delta}_\mu \mathbf{A}_\nu - \hat{\Delta}_\nu \mathbf{A}_\mu + ig_5 [\mathbf{A}_\mu, \mathbf{A}_\nu] \quad \text{and} \quad \hat{\mathbf{D}}'_\mu = \hat{\Delta}_\mu + ig_5 [\mathbf{A}_\mu, \cdot]. \quad (\text{A.33})$$

The final step of the calculation is to set $U_{\mu\nu}$ back in Eq. (A.31), expand, perform the trace and keep terms up to $\mathcal{O}(a_4^6)$. Keep in mind that we neglect terms which do not respect the symmetries of the theory, the lattice artifacts induced from the truncation, in the same manner with the previous section. Hence the 4d bulk action now reads⁸

$$S^{4d} = \sum_{n_\mu} a_4^4 \sum_{n_5} a_5 \sum_{\mu < \nu} \left(\frac{1}{4} F_{\mu\nu}^A F_{\mu\nu}^A + \frac{a_4^2}{16} (\hat{D}_\mu F_{\mu\nu}^A)(\hat{D}_\nu F_{\mu\nu}^A) - a_4^2 \frac{g_5^2 f_{ABC}}{24} F_{\mu\nu}^A F_{\nu\rho}^B F_{\rho\mu}^C \right) + \mathcal{O}(a_4^7), \quad (\text{A.34})$$

where a_4^2 has not been identified as the regulator μ^2 yet for reasons which will become clear in the following. The evaluation of the full bulk action ends with the determination of S^{5d} , which is given in Eq. (A.32). For that purpose the explicit form of the corresponding plaquette, $U_{\mu 5}$, is exploited and reads

$$\begin{aligned} U_{\mu 5}(n_\mu, n_5) &= U(n_\mu, n_5; \mu) U(n_\mu + a_4 \hat{\mu}, n_5; 5) (U(n_\mu, n_5 + a_5 \hat{5}; \mu))^\dagger (U(n_\mu, n_5; 5))^\dagger \\ &= e^{ia_4 g_5 \mathbf{A}_\mu(n_\mu, n_5)} e^{ia_5 g_5 \mathbf{A}_5(n_\mu + a_4 \hat{\mu}, n_5)} e^{-ia_4 g_5 \mathbf{A}_\mu(n_\mu, n_5 + a_5 \hat{5})} e^{-ia_5 g_5 \mathbf{A}_5(n_\mu, n_5)}, \end{aligned} \quad (\text{A.35})$$

with the Lie element $\mathbf{A}_5 \equiv A_5^A T^A$. Similarly with the previous case the above relation can be rewritten using Eq. (A.13) but now for

$$\begin{aligned} X &= ia_4 g_5 \mathbf{A}_\mu(n_\mu, n_5), \quad Y = ia_5 g_5 \mathbf{A}_5(n_\mu + a_4 \hat{\mu}, n_5) \\ Z &= -ia_4 g_5 \mathbf{A}_\mu(n_\mu, n_5 + a_5 \hat{5}), \quad W = -ia_5 g_5 \mathbf{A}_5(n_\mu, n_5). \end{aligned}$$

Before we perform the lattice-spacing expansion and present the results for the action let us make a short comment. To begin note that $U_{\mu 5}$ is similar with the hybrid plaquette, given in Eq. (A.21), which was used in the boundary action. Nevertheless, this is a delicate point since the information that each of the two plaquettes includes is completely different and so we expect that the corresponding actions will not match. In particular $U_{\mu 5}$ includes only bulk fields whose

⁸Notice that in principle the complete base of 7-dimensional terms includes also two more entries, that of $(\hat{D}_\mu F_{\nu\lambda})^2$ and $(\hat{D}_\mu F_{\mu\lambda})(\hat{D}_\nu F_{\nu\lambda})$. Nevertheless these are not independent since, using the Bianchi identity, they reduce to the already existing dim-7 terms of Eq. (A.34). Considering for example $(\hat{D}_\mu F_{\nu\lambda})^2$ where we can see through the Bianchi identity

$$\hat{D}_\mu F_{\nu\lambda} + \hat{D}_\nu F_{\lambda\mu} + \hat{D}_\lambda F_{\mu\nu} = 0$$

and the relation $[\hat{D}_\mu, \hat{D}_\nu] \equiv F_{\mu\nu}$ that

$$(\hat{D}_\mu F_{\nu\lambda})^2 \sim (\hat{D}_\mu F_{\mu\nu})^2 - F_{\mu\nu} F_{\nu\rho} F_{\rho\mu}.$$

This is the reason why the action that we get after the lattice spacing expansion does not include these redundant terms.

mass dimension is different than the boundary fields, as we have already explained. In addition there is no need to respect any boundary conditions here since the corresponding gauge links live exclusively on the bulk and no dimensional reduction is implemented. Therefore Eq. (A.35) will contain terms which are forbidden on the boundary. With these in mind and after the expansion of the lattice spacings the desired plaquette becomes

$$\begin{aligned}
U_{\mu 5}(n_\mu, n_5) &= \exp \left[ia_4 a_5 g_5 \mathbf{F}_{\mu 5}(n_\mu, n_5) - ia_4 a_5 g_5 \hat{\mathbf{D}}_5 \mathbf{A}_\mu(n_\mu, n_5) - a_4 a_5 g_5^2 [\mathbf{A}_5(n_\mu, n_5), \mathbf{A}_\mu(n_\mu, n_5)] \right. \\
&+ \frac{ia_4^2 a_5 g_5}{2} \hat{\mathbf{D}}'_\mu \mathbf{F}_{\mu 5}(n_\mu, n_5) + \frac{a_4^2 a_5 g_5^2}{2} [\hat{\Delta}_\mu \mathbf{A}_\mu(n_\mu, n_5), \mathbf{A}_5(n_\mu, n_5)] \\
&\left. - \frac{ia_4 a_5^2 g_5}{2} \hat{\mathbf{D}}_5 (\hat{\mathbf{D}}_5 \mathbf{A}_\mu(n_\mu, n_5)) - \frac{a_4 a_5^2 g_5^2}{2} [\hat{\Delta}_5 \mathbf{A}_5(n_\mu, n_5), \mathbf{A}_\mu(n_\mu, n_5)] + \mathcal{O}(a^4) \right],
\end{aligned}$$

where we have collected and massaged terms of the same dimension. In addition we kept terms up to $\mathcal{O}(a^3) \equiv \mathcal{O}(a_4^3, a_5^3)$, as we did for the hybrid action, while we defined that

$$\mathbf{F}_{\mu 5} = \hat{\Delta}_\mu \mathbf{A}_5 + ig_5 [\mathbf{A}_\mu, \mathbf{A}_5] \quad \text{and} \quad \hat{\mathbf{D}}_5 = \hat{\Delta}_5 + ig_5 [\mathbf{A}_5, \cdot].$$

Finally the last step is to set $U_{\mu 5}$ back to Eq. (A.32) which, after considering the trace, reads

$$S^{5d} = \sum_{n_\mu} a_4^4 \sum_{n_5} a_5 \sum_{\mu} \left(\frac{1}{4} F_{\mu 5}^A F_{\mu 5}^A + \frac{a_4^2}{16} (\hat{D}_\mu F_{\mu 5}^A) (\hat{D}_\mu F_{\mu 5}^A) - ia_4 a_5 \frac{g_5}{6} \text{tr} \{ F_{\mu 5}^3 \} \right) + \mathcal{O}(a^7), \quad (\text{A.36})$$

where only terms up to dimension 7 have been kept while we neglected as usual those which do not respect the symmetries of the theory. The calculation of the bulk action is almost done since the only thing left is to add S^{4d} and S^{5d} so as to form S^B . Nevertheless there is a tricky point here which should be clarified. To be more specific both Eq. (A.34) and Eq. (A.36) lack of regularization scale in contrast with the boundary case. In the latter recall that the leftover lattice-spacing for each higher-order term was the only available physical scale, a_4 , which regularized the theory. On the other hand S^B is defined on the full 5d orbifold lattice and because of the anisotropy there are two physical scales, a_4 and a_5 , which both participate in the regularization game. Nevertheless, these two scales depend upon each other through the anisotropy factor γ so there is some freedom left to choose one of them so as to regularize both actions. Hence if a_4 is chosen then both S^{4d} and S^{5d} inherit the scale $\mu \equiv \mu(a_4)$ while the anisotropy enters only in the latter action. With the above in our mind S^{4d} and S^{5d} become

$$S^{4d} = \sum_{n_\mu} a_4^4 \sum_{n_5} a_5 \sum_{\mu < \nu} \left(\frac{1}{4} F_{\mu\nu}^A F_{\mu\nu}^A + \frac{1}{16} \frac{(\hat{D}_\mu F_{\mu\nu}^A) (\hat{D}_\mu F_{\mu\nu}^A)}{\mu^2} - \frac{g_5 f_{ABC}}{24} \frac{F_{\mu\nu}^A F_{\nu\rho}^B F_{\rho\mu}^C}{\mu^2} \right)$$

and

$$S^{5d} = \sum_{n_\mu} a_4^4 \sum_{n_5} a_5 \sum_{\mu} \left(\frac{1}{4} F_{\mu 5}^A F_{\mu 5}^A + \frac{1}{16} \frac{(\hat{D}_\mu F_{\mu 5}^A) (\hat{D}_\mu F_{\mu 5}^A)}{\mu^2} - i \frac{g_5}{6} \frac{\text{tr} \{ F_{\mu 5}^3 \}}{\gamma \mu^2} \right)$$

respectively, with \hat{D}_μ the $SU(2)$ covariant derivative. Indeed the above reflects that due to the anisotropy the 5d covariance of the theory is broken, already at the classical level, when all the

higher-order terms, at the truncation level that we work, are taken into account. In particular, responsible for the breaking are only the F^3 terms since all the rest restore the covariance in accordance with [1]. There is no clear evidence why the breaking of the 5d covariance becomes obvious only when the cubic HDO appears while this is not true regarding the quadratic one. Answering that question is beyond the scope of the current work, however there is a chance to have a glance at the solution through the quantization of the bulk action. Now there are two possible ways to describe the corresponding quantum effects. The first one is to consider S^{5d} as an adjoint-scalar action, so then S^B will correspond to a 5d cartoon-version of the Lee-Wick(LW) model⁹ which has extensively been studied. The second one is to take advantage of the lattice periodicity so as to compactify the fifth dimension. This step allows us to rewrite S^{5d} introducing the Kaluza-Klein states into the spectrum. However, since the 5d covariance is broken, the most profitable way to describe the system is through the LW approach. In that sense after recalculating Eq. (A.36) we arrive, regarding the bulk action, at the following result

$$\begin{aligned}
S^B = & \sum_{n_\mu} a_4^4 \sum_{n_5} a_5 \sum_{\mu} \left[\sum_{\nu} \left(\frac{1}{4} F_{\mu\nu}^A F_{\mu\nu}^A + \frac{1}{16\mu^2} (\hat{D}_\mu F_{\mu\nu}^A) (\hat{D}_\mu F_{\mu\nu}^A) - \frac{g_5}{24\mu^2} f_{ABC} F_{\mu\nu}^A F_{\nu\rho}^B F_{\rho\mu}^C \right) \right. \\
& \left. + (\overline{\hat{D}_\mu \Phi^A}) (\hat{D}_\mu \Phi^A) + \frac{1}{4\mu^2} (\overline{\hat{D}^2 \Phi^A}) (\hat{D}^2 \Phi^A) \right] \tag{A.37}
\end{aligned}$$

where the capital Φ^A corresponds to a scalar doublet given by

$$\Phi^A = \begin{pmatrix} \frac{A_5^1 + iA_5^2}{2} \\ \frac{A_5^3}{2} \end{pmatrix} \equiv \begin{pmatrix} \phi \\ \phi^0 \end{pmatrix} \tag{A.38}$$

while ϕ corresponds exactly to the scalar d.o.f which leaves at the boundary. Moreover notice that the cubic term $F_{\mu 5}^3$ is absent, after considering the trace, a fact that seems to be characteristic of the Lee-Wick description which is exploited here. As a last comment we emphasize the fact that Eq. (A.37) is not the most general 5d LW theory which can be made. This becomes obvious looking at the interacting terms which all of them depend on the same coupling g_5 . In addition, even though S^B seems like a 4d LW model and $\sum a_5$ seems irrelevant, A_μ^A and Φ^A are both functions of the anisotropic dimension, n_5 . Actually this is characteristic of the 5d orbifold lattice where the fields correspond to different components of the original 5d gauge field A_M^A .

B Field redefinition and gauge invariance

There are several ways to perform a field redefinition but not all of them lead to an expression which respects the symmetries of the theory, especially when gauge symmetry is present. Here the derivation of the appropriate conditions so as to get a gauge invariant and consistent theory after a field redefinition is at work. Some useful and relevant comments in this respect are given in [26]. Here we present a self contained discussion of the issue with some additional comments.

⁹An extensive analysis of higher-derivative Yang-Mills theories coupled to an adjoint-scalar or spinor matter Lagrangian can be found at [16, 17, 18, 19, 20] and references therein.

We focus on the Boundary-Hybrid action, Eq. (2.4) that corresponds to a particular version of SQED so we are concerned about the proper way to redefine the Abelian-gauge theory while respecting gauge invariance. We perform an analysis showing the criteria which the proper field redefinition should fulfill. We recall that, according to [25, 22], the Jacobean after the field redefinition plays a crucial role since renders a theory with O-ghosts consistent. This happens with the insertion of the R-ghosts in the spectrum and therefore they should also enter in a gauge-invariant manner.

Let us begin the analysis with the path-integral of Eq. (2.4) in the absence of sources

$$\mathcal{Z}[0] = \int \mathcal{D}A \mathcal{D}\bar{\phi} \mathcal{D}\phi e^{iS[A, \bar{\phi}, \phi]}, \quad S[A, \bar{\phi}, \phi] \equiv S[A_\mu^3, \bar{\phi}, \phi] = \int d^4x \mathcal{L}[A_\mu^3, \bar{\phi}, \phi] = S^{\text{b-h}},$$

where A stands for the $U(1)$ gauge field A_μ^3 . In the following both notations are used interchangeably. In the presence of sources the terms $J\phi$, $J\bar{\phi}$ and JA_μ^3 should also be properly transformed, otherwise the S -matrix can not be kept unchanged. If we perform a finite gauge transformation to the path-integral through

$$\phi' = V(x)\phi, \quad \bar{\phi}' = \bar{\phi}\bar{V}(x) \quad \text{and} \quad A' = V(x)\left(A + \frac{1}{g_4}\partial\right)\bar{V}(x), \quad (\text{B.1})$$

with $V(x) = e^{i\alpha(x)}$ and $\bar{V}(x) = e^{-i\alpha(x)} = V^{-1}(x)$, then we get

$$\begin{aligned} \mathcal{Z}'[0] &= \int \mathcal{D}A' \mathcal{D}\bar{\phi}' \mathcal{D}\phi' e^{iS'[A', \bar{\phi}', \phi']} \\ &= \int \mathcal{D}A \mathcal{D}\bar{\phi} \mathcal{D}\phi \left| \frac{dA'}{dA} \right| \left| \frac{d\bar{\phi}'}{d\bar{\phi}} \right| \left| \frac{d\phi'}{d\phi} \right| e^{iS[A, \bar{\phi}, \phi]} \\ &= \mathcal{Z}[0]. \end{aligned} \quad (\text{B.2})$$

The action is by definition gauge invariant while the functional measure inherits the Jacobeans. For the transformation of Eq. (B.1) these are however trivial and the l.h.s matches the original partition function. The question is how can this argument be combined with our intention to redefine the fields. To see this, we perform a general field redefinition of the form

$$\begin{aligned} \phi &\rightarrow \hat{\phi} = \phi + \frac{x}{\Lambda^2} F_\phi(\phi) \\ A_\mu^3 &\rightarrow \hat{A}_\mu^3 = A_\mu^3 + \frac{x_\alpha}{\Lambda^2} F_{A, \mu}(A_\mu^3) \end{aligned} \quad (\text{B.3})$$

and after that gauge transform the path-integral so as to see whether it will stay invariant. Let us forget for a moment about the gauge field and deal only with the complex scalar. We apply the first of Eq. (B.3) to the path-integral $\mathcal{Z}[0]$ to get

$$\begin{aligned} \hat{\mathcal{Z}}[0] &= \int \mathcal{D}A \mathcal{D}\bar{\phi} \mathcal{D}\hat{\phi} e^{iS[A, \bar{\phi}, \hat{\phi}]} \\ &= \int \mathcal{D}A \mathcal{D}\bar{\phi} \mathcal{D}\phi \left| \frac{d\hat{\phi}}{d\phi} \right| \left| \frac{d\bar{\phi}}{d\bar{\phi}} \right| e^{iS[A, \bar{\phi}, \hat{\phi}]}, \end{aligned} \quad (\text{B.4})$$

where now the Jacobeans are not trivial and they must be accounted for. Since everything is valid up to total derivatives there is a freedom in the choice of the independent field variables after

the redefinition. We can fix this gauge by demanding pole cancellation¹⁰ between the O- and R-ghosts. This is the diagonal gauge so the Jacobians are diagonal matrices with determinant

$$\begin{aligned} D(\phi) &= \det \left[\frac{d\hat{\phi}}{d\phi} \right] = \left(1 + \frac{x}{\Lambda^2} \frac{dF_\phi(\phi)}{d\phi} \right)^\beta \simeq 1 + \frac{\beta x}{\Lambda^2} \frac{dF_\phi(\phi)}{d\phi} \\ \overline{D(\phi)} &= \det \left[\frac{d\bar{\phi}}{d\phi} \right] = \left(1 + \frac{x}{\Lambda^2} \left[\frac{dF_\phi(\phi)}{d\phi} \right] \right)^\beta \simeq 1 + \frac{\beta x}{\Lambda^2} \left[\frac{dF_\phi(\phi)}{d\phi} \right] \end{aligned} \quad (\text{B.5})$$

where only terms up to $\mathcal{O}(1/\Lambda^2)$ have been kept. β refers to the dimension of the Jacobean matrices. Therefore the product of the determinants in Eq. (B.4) would read

$$\overline{D(\phi)} D(\phi) \equiv 1 + \frac{\beta x}{\Lambda^2} \frac{dF_\phi(\phi)}{d\phi} + \frac{\beta x}{\Lambda^2} \left[\frac{dF_\phi(\phi)}{d\phi} \right] = D(\bar{\phi}, \phi), \quad (\text{B.6})$$

indicating that the R-ghost should be given by the path-integral of the form

$$D(\bar{\phi}, \phi) = \int \mathcal{D}\bar{\chi} \mathcal{D}\chi e^{-i \int d^4x \bar{\chi} D(\bar{\phi}, \phi) \chi}.$$

Combining now Eq. (B.4) with the above relation the resulting path-integral reads

$$\begin{aligned} \mathcal{Z}[0] &= \int \mathcal{D}A \mathcal{D}\bar{\phi} \mathcal{D}\phi \mathcal{D}\bar{\chi} \mathcal{D}\chi e^{iS[A, \bar{\phi} + \frac{x}{\Lambda^2} \overline{F_\phi(\phi)}, \phi + \frac{x}{\Lambda^2} F_\phi(\phi)] - i \int d^4x \bar{\chi} D(\bar{\phi}, \phi) \chi} \\ &= \int \mathcal{D}A \mathcal{D}\bar{\phi} \mathcal{D}\phi \mathcal{D}\bar{\chi} \mathcal{D}\chi e^{iS[A, \bar{\phi} + \frac{x}{\Lambda^2} \overline{F_\phi(\phi)}, \phi + \frac{x}{\Lambda^2} F_\phi(\phi)] + iS_R(\bar{\chi}, \chi)}, \end{aligned} \quad (\text{B.7})$$

where we have defined the action of the scalar R-ghost through

$$S_R(\bar{\chi}, \chi) = - \int d^4x \bar{\chi} D(\bar{\phi}, \phi) \chi.$$

There are two more steps that we should take. The first is to expand the action with respect to F_ϕ , $\overline{F_\phi}$ and the second is to gauge transform the result. However, before we get into this note that for $S_R(\bar{\chi}, \chi)$ to contribute to the pole cancelation, the R-ghost should be charged under the $U(1)$ group. Then after a gauge transformation also the ghost action should be invariant. As a consequence, since χ transforms as $\chi \rightarrow \chi' = V(x)\chi$, the operator $D(\bar{\phi}, \phi)$ should let the transformation pass through it showing that $D'(\bar{\phi}, \phi)\chi' = V(x)D(\bar{\phi}, \phi)\chi$ and more importantly that F_ϕ is gauge covariant. In particular the gauge transformation of the scalar field in Eq. (B.3) gives that

$$F'_\phi(\phi') = V(x)F_\phi(\phi) \quad \text{and} \quad \overline{F'_\phi(\phi')} = \overline{F_\phi(\phi)}V^{-1}(x)$$

rendering, indeed, F_ϕ a covariant operator which is in the same representation with ϕ . Let us now return to our algorithm and expand the action in Eq. (B.7) to get

$$\mathcal{Z}[0] = \int \mathcal{D}A \mathcal{D}\bar{\phi} \mathcal{D}\phi \mathcal{D}\bar{\chi} \mathcal{D}\chi \exp \left[i \sum_{m,n=0}^{\infty} \frac{x^{m+n}}{\Lambda^{2(m+n)}(m+n)!} \overline{F_\phi^m} F_\phi^n \frac{\delta^{(m+n)} S[A, \bar{\phi}, \phi]}{(\delta\bar{\phi})^m (\delta\phi)^n} + iS_R(\bar{\chi}, \chi) \right], \quad (\text{B.8})$$

¹⁰See [22] for more details.

which then is gauge transformed to

$$\begin{aligned}\mathcal{Z}'[0] &= \int \mathcal{D}A \mathcal{D}\bar{\phi} \mathcal{D}\phi \mathcal{D}\bar{\chi} \mathcal{D}\chi \exp \left[i \sum_{m,n=0}^{\infty} \frac{x^{m+n}}{\Lambda^{2(m+n)}(m+n)!} \overline{(F'_\phi)^m} (F'_\phi)^n \frac{\delta^{(m+n)} S[A, \bar{\phi}, \phi]}{(\delta\bar{\phi})^m (\delta\phi)^n} + i S_R(\bar{\chi}, \chi) \right] \\ &= \mathcal{Z}[0].\end{aligned}$$

The actions $S[A, \bar{\phi}, \phi]$, $S_R(\bar{\chi}, \chi)$ and the functional integrals are invariant, as it was shown above, so the gauge covariance of F_ϕ makes the partition function gauge invariant. Following the same strategy for the redefinition of the gauge field leads to the same outcome indicating that the path-integral is manifestly gauge invariant under proper field redefinition. To be more specific we sketch the calculation starting with Eq. (B.8) where we use Eq. (B.3) to redefine A_μ^3 . In that sense the path-integral yields

$$\begin{aligned}\mathcal{Z}[0] &= \int \mathcal{D}\hat{A} \mathcal{D}\bar{\phi} \mathcal{D}\phi \mathcal{D}\bar{\chi} \mathcal{D}\chi \exp \left[i \sum_{m,n=0}^{\infty} \frac{x^{m+n}}{\Lambda^{2(m+n)}(m+n)!} \overline{F_\phi^m} F_\phi^n \frac{\delta^{(m+n)} S[\hat{A}_\mu^3, \bar{\phi}, \phi]}{(\delta\bar{\phi})^m (\delta\phi)^n} + i S_R(\bar{\chi}, \chi) \right] \\ &= \int \mathcal{D}A \left[\frac{d\hat{A}}{dA} \right] \mathcal{D}\bar{\phi} \mathcal{D}\phi \mathcal{D}\bar{\chi} \mathcal{D}\chi \exp \left[i \sum_{m,n=0}^{\infty} \frac{x^{m+n}}{\Lambda^{2(m+n)}(m+n)!} \overline{F_\phi^m} F_\phi^n \frac{\delta^{(m+n)} S[A_\mu^3 + \frac{x_\alpha}{\Lambda^2} F_{A,\mu}, \bar{\phi}, \phi]}{(\delta\bar{\phi})^m (\delta\phi)^n} \right. \\ &\quad \left. + i S_R(\bar{\chi}, \chi) \right]\end{aligned}\tag{B.9}$$

and the Jacobean, keeping in mind the pole cancelation condition also for the gauge field, is a diagonal matrix with determinant

$$D^{\mu\nu}(A_\mu^3) = \det \left[\frac{d\hat{A}_\mu^3}{dA_\nu^3} \right] = \left(\delta^{\mu\nu} + \frac{x_\alpha}{\Lambda^2} \frac{dF_{A,\mu}(A_\mu^3)}{dA_\nu^3} \right)^{\beta'} \equiv \delta^{\mu\nu} + \frac{\beta' x_\alpha}{\Lambda^2} \frac{dF_{A,\mu}(A_\mu^3)}{dA_\nu^3}, \tag{B.10}$$

where β' indicates the dimension of the Jacobean matrix. Again we have kept terms up to $\mathcal{O}(1/\Lambda^2)$. The generated R-ghost for A_μ^3 is defined as $B \equiv B_\mu^3$ and it is inserted in the path-integral by the relation

$$D^{\mu\nu}(A_\mu^3) = \int \mathcal{D}B e^{-i \int d^4x B_\mu^3 D^{\mu\nu}(A_\mu^3) B_\nu^3}$$

leading to

$$\begin{aligned}\mathcal{Z}[0] &= \int \mathcal{D}A \mathcal{D}\bar{\phi} \mathcal{D}\phi \mathcal{D}\bar{\chi} \mathcal{D}\chi \mathcal{D}B \exp \left[i \sum_{m,n=0}^{\infty} \frac{x^{m+n}}{\Lambda^{2(m+n)}(m+n)!} \overline{F_\phi^m} F_\phi^n \frac{\delta^{(m+n)} S[A_\mu^3 + \frac{x_\alpha}{\Lambda^2} F_{A,\mu}, \bar{\phi}, \phi]}{(\delta\bar{\phi})^m (\delta\phi)^n} \right. \\ &\quad \left. + i S_R(\bar{\chi}, \chi) + i S_R(B) \right],\end{aligned}\tag{B.11}$$

with

$$S_R(B) = - \int d^4x B_\mu^3 D^{\mu\nu}(A) B_\nu^3 \equiv \int d^4x B_{\mu\nu} B^{\mu\nu}.$$

Here $S_R(B)$ as well as $D^{\mu\nu}(A_\mu^3)$ should be invariant under gauge transformations which is also true for $F_{A,\mu}(A_\mu^3)$ since the gauge field is Abelian. If the gauge group is non-Abelian then the corresponding $F_{A,\mu}$ should be a gauge covariant operator in the same representation with the associated gauge field. Finally we expand around A_μ^3 and gauge transform Eq. (B.11) to get

$$\mathcal{Z}'[0] = \int \mathcal{D}A \mathcal{D}\bar{\phi} \mathcal{D}\phi \mathcal{D}\bar{\chi} \mathcal{D}\chi \mathcal{D}B \exp \left[i \sum_{m,n,p=0}^{\infty} \frac{x^{m+n} x_\alpha^p}{\Lambda^{2(m+n+p)}(m+n+p)!} \overline{F_\phi^m} F_\phi^n (F'_A)^p \frac{\delta^{(m+n+p)} S[A, \bar{\phi}, \phi]}{(\delta\bar{\phi})^m (\delta\phi)^n (\delta A')^p} \right]$$

$$\begin{aligned}
& + iS_R(\bar{\chi}, \chi) + iS_R(B) \Big] \\
& = \mathcal{Z}[0]
\end{aligned}$$

which shows that using the proper field redefinitions a gauge invariant and, due to the pole cancelation at work, O-ghost-free path-integral can be constructed yielding

$$\mathcal{Z}[0] = \int \mathcal{D}A \mathcal{D}\bar{\phi} \mathcal{D}\phi \mathcal{D}\bar{\chi} \mathcal{D}\chi \mathcal{D}B e^{iS[\hat{A}, \bar{\phi}, \hat{\phi}] + iS_R(\bar{\chi}, \chi) + iS_R(B)}. \quad (\text{B.12})$$

Note that specifically for our case an appropriate choice, regarding F_ϕ and $F_{A,\mu}$, is the following

$$F_\phi(\phi) = \frac{x}{\Lambda^2} D^\mu D_\mu \phi + \frac{y}{\Lambda^2} (\bar{\phi}\phi)\phi \quad \text{and} \quad F_{A,\mu}(A_\mu^3) = \frac{x_\alpha}{\Lambda^2} (\eta_{\mu\nu} \square - \partial_\mu \partial_\nu) A^{3,\nu}, \quad (\text{B.13})$$

with D_μ the usual covariant derivative and x, y, x_α yet undefined parameters.

C Feynman Rules for the Boundary-Hybrid action

In this Appendix the derivation of the Feynman rules for the field-redefined Boundary-Hybrid action, Eq. (2.11), is in order. The procedure that we follow is the usual one keeping in mind that we split the action into its kinetic and interaction part. Let us start with the former which after the redefinition reads

$$S_{\text{Kin},0}^{\text{b-h}} = \int d^4x \left[-\frac{1}{4} F_{\mu\nu,0}^3 F_0^{3,\mu\nu} + \frac{1}{2\xi} A_{\mu,0}^3 \partial^\mu \partial_\nu A_0^{3,\nu} - \bar{\phi}_0 \square \phi_0 - \bar{c}_0^3 \square c_0^3 \right] \quad (\text{C.1})$$

while using the fact that $F_{\mu\nu,0}^3 = \partial_\mu A_{\nu,0}^3 - \partial_\nu A_{\mu,0}^3$ and performing some massaging becomes

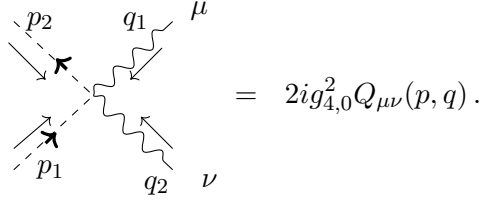
$$\begin{aligned}
S_{\text{Kin},0}^{\text{b-h}} &= \int d^4x \left[-\frac{1}{4} (\partial_\mu A_{\nu,0}^3 - \partial_\nu A_{\mu,0}^3) (\partial^\mu A_0^{3,\nu} - \partial^\nu A_0^{3,\mu}) + \frac{1}{2\xi} A_{\mu,0}^3 \partial^\mu \partial_\nu A_0^{3,\nu} - \bar{\phi}_0 \square \phi_0 - \bar{c}_0^3 \square c_0^3 \right] \\
&= \int d^4x \int d^4y \delta_{xy} \left[-\frac{1}{4} (\partial_\mu A_{\nu,0}^3(x) - \partial_\nu A_{\mu,0}^3(x)) (\partial^\mu A_0^{3,\nu}(y) - \partial^\nu A_0^{3,\mu}(y)) + \frac{1}{2\xi} A_{\mu,0}^3(x) \partial^\mu \partial_\nu A_0^{3,\nu}(y) \right. \\
&\quad \left. - \bar{\phi}_0(x) \square \phi_0(y) - \bar{c}_0^3(x) \square c_0^3(y) \right] \\
&= \int d^4x \int d^4y \delta_{xy} \left[\frac{1}{2} A_{\mu,0}^3(x) (\eta^{\mu\nu} \square_y + (\frac{1}{\xi} - 1) \partial_y^\mu \partial_y^\nu) A_{\nu,0}^3(y) - \bar{\phi}_0(x) \square_y \phi_0(y) - \bar{c}_0^3(x) \square_y c_0^3(y) \right]. \quad (\text{C.2})
\end{aligned}$$

The next step is to Fourier transform to momentum space using that

$$A_\mu^3(x) = \int \frac{d^4p}{(2\pi)^4} A_\mu^3(p) e^{-ip \cdot x}, \quad \phi_0(x) = \int \frac{d^4p}{(2\pi)^4} \phi_0(p) e^{-ip \cdot x} \quad (\text{C.3})$$

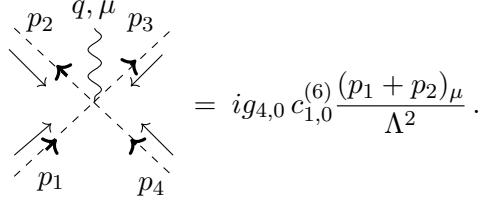
so the above equation returns the following

$$S_{\text{Kin},0}^{\text{b-h}} = \int d^4x \int d^4y \frac{d^4p}{(2\pi)^4} \frac{d^4q}{(2\pi)^4} \delta_{xy} e^{-ip \cdot x} \left[\frac{1}{2} A_{\mu,0}^3(p) (\eta^{\mu\nu} \square_y + (\frac{1}{\xi} - 1) \partial_y^\mu \partial_y^\nu) e^{-iq \cdot y} A_{\nu,0}^3(q) \right]$$



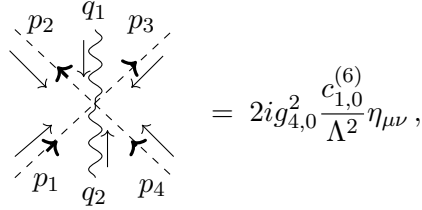
$$= 2ig_{4,0}^2 Q_{\mu\nu}(p, q).$$

- Four-scalars one-photon vertex



$$= ig_{4,0} c_{1,0}^{(6)} \frac{(p_1 + p_2)_\mu}{\Lambda^2}.$$

- Four-scalars two-photons vertex



$$= 2ig_{4,0}^2 \frac{c_{1,0}^{(6)}}{\Lambda^2} \eta_{\mu\nu},$$

where we have used the p 's and q 's for the scalar-field and the gauge-field momenta respectively and in particular p_1 corresponds to ϕ while p_2 to $\bar{\phi}$. Moreover we have define the functions

$$\begin{aligned} Q_\mu(p, q) &= (\eta_{\mu\nu} + \frac{\eta_{\mu\nu}q^2 - q_\mu q_\nu}{\Lambda^2})(p_1 + p_2)^\nu \\ Q_{\mu\nu}(p, q) &= \eta_{\mu\nu} + \frac{\eta_{\mu\nu}p_1 \cdot p_2 + q_{1,\mu}(p_{2,\nu} - p_{1,\nu})}{2\Lambda^2} + \frac{2(\eta_{\mu\nu}q_1^2 - q_{1,\mu}q_{1,\nu})}{\Lambda^2} \end{aligned} \quad (\text{C.5})$$

while notice that the propagator of the Faddeev-Popov ghosts is absent here since they are completely decoupled from the theory. A final comment is that the diagram which includes four scalar-fields and one photon-field will not contribute at the 1-loop renormalization of the theory.

D Review of the Coleman-Weinberg model

This part of the Appendix works as a short review of the main characteristics of the Coleman-Weinberg model [11]. The way that it is constructed follows the calculation conducted at Section 3.1 so as to elucidate the differences between the physical results of the Boundary-Hybrid model, Eq. (2.11), and that of the CW model. The analysis here is interested in the part of [11] which refers to the mSQED whose effective potential and scalar-to-gauge mass ratio have been analytically evaluated.

Let us start with the fact that all the calculations along with the regularization of the CW model are performed exclusively at $d = 4$ dimensions. On the other hand, recall that our strategy here is to keep the dimensions arbitrary and specify only when this is necessary.

Regarding the renormalization program notice that in [11], even though the model of interest is massless, a counter-term for both the mass term and the scalar-field is in use. According to the authors this is a legal step since there is no symmetry preventing the production of a bare mass in the limit of vanishing renormalized mass. Actually, as they mention, there is scale symmetry at work but they do not pay much attention to that since, in general, it could be anomalous. Therefore they brake it already at the classical level using their mass counter-term. Recall that this was not the path that we followed here where we introduced a counterterm for the scalar field but not for the mass term. The reason for that is hidden behind our intention to show how the breaking of scale invariance, inserting the HDO at quantum level, is connected with the spontaneous breaking of the internal symmetry.

Now the loop calculation of the CW model is done, at 1-loop level, through the effective action which led to the determination of the effective potential. In particular the renormalization of the model using the above arguments gives the effective potential

$$V_{CW} = \frac{\lambda}{4!} \phi_c^4 + \left(\frac{5\lambda^2}{1152\pi^2} + \frac{3e^4}{64\pi^2} \right) \phi_c^4 \left(\ln \frac{\phi_c^2}{M^2} - \frac{25}{6} \right), \quad (\text{D.1})$$

where $\phi_c^2 \equiv \bar{\phi}\phi$ while λ and e correspond to the quartic and gauge coupling respectively. According to [11] this effective potential has a local minimum away from the origin which is made clear by supposing that λ and e^4 share the same order of magnitude. This claim, connecting the two couplings, seems a little bit suspicious at the CW analysis while it follows as a natural implementation regarding the Boundary-Hybrid model developed here. Notice however that the authors show the validity of the SSB through radiative corrections for arbitrary, but still small, couplings.

Then, the minimization condition of Eq. (D.1), neglecting the terms proportional to λ^2 , indicates that

$$\lambda = \frac{33}{8\pi^2} e^4 \quad (\text{D.2})$$

and therefore the effective potential now becomes

$$V_{CW} = \frac{3e^4}{64\pi^2} \phi_c^4 \left(\ln \frac{\phi_c^2}{\langle \phi \rangle^2} - \frac{1}{2} \right), \quad (\text{D.3})$$

with $\langle \phi \rangle$ the vacuum expectation value of ϕ_c . Keep in mind that during the above procedure the number of the independent parameters stays fixed. In particular the explicit form of V_{CW} depends on two parameters, λ and e , which is also true for the potential of Eq. (D.3) but now the parameters are e and $\langle \phi \rangle$. This was defined by the authors as dimensional transmutation.

Since SSB does occur the authors sift the field ϕ_c around its vev which inherits the scalar field with the mass

$$m^2(S) = \frac{3}{8\pi^2} e^4 \langle \phi \rangle^2 \quad (\text{D.4})$$

and the gauge field with the mass

$$m^2(V) = e^2 \langle \phi \rangle^2 \quad (\text{D.5})$$

at leading loop order. Then the scalar-to-gauge mass ration is constructed and given by

$$\begin{aligned} \frac{m^2(S)}{m^2(V)} \equiv \rho_{CW}^2 &= \frac{3}{8\pi^2} e^2 \Rightarrow \\ \rho_{CW} &= \sqrt{\frac{3}{8\pi^2}} e. \end{aligned} \quad (\text{D.6})$$

Finally, notice that in [11] the authors act with the Callan-Symanzik equation on the fourth derivative of the effective potential Eq. (D.1) and on the wave function renormalization. Then a system of equations is constructed through which the scalar-field anomalous dimension and the β -functions of e and λ are evaluated and give

$$\gamma = \frac{3e^2}{16\pi^2} \quad (\text{D.7})$$

$$\beta_e = \frac{e^3}{48\pi^2} \quad \text{or} \quad \beta_{\alpha_e} = \frac{2\alpha_e^2}{3} \quad (\text{D.8})$$

$$\beta_\lambda = \frac{\frac{10}{3}\lambda^2 - 12\lambda e^2 + 36e^4}{16\pi^2} \quad (\text{D.9})$$

respectively. Recall that the calculations are performed in $d = 4$, so the above results represent the loop-part of the corresponding β -functions.

References

- [1] N. Irges and F. Koutroulis, Nucl. Phys. B **937** (2018) 135-195.
- [2] N. Irges, F. Knechtli, Nucl. Phys. B **719** (2005) 12.
- [3] N. Irges, F. Knechtli, arXiv:hep-lat/0604006.
- [4] N. Irges, F. Knechtli, Nucl. Phys. B **775** (2007) 283.
- [5] N. Irges, F. Knechtli and K. Yoneyama Nucl. Phys. B **722** (2013) 378-383.
- [6] M. Ostrogradsky, Mem. Ac. St. Petersb. VI **4** (1850) 385; R.P. Woodard, Scholarpedia **10** (8) (2015) 32243.
- [7] R. S. Chivukula, A. Farzinnia, R. Foadi and E. H. Simmons, Phys. Rev. D **82** (2010) 035015.
- [8] N. Irges and F. Knechtli, JHEP **06** (2014) 070.
- [9] M. Alberti, N. Irges, F. Knechtli and G. Moir, JHEP **09** (2015) 159.
- [10] M. Günter, R. Höllwieser and F. Knechtli, Comput. Phys. Commun. **254** (2020), 107192.
- [11] S. R. Coleman, E. J. Weinberg, Phys. Rev. D **7** (1973) 1888-1910.

- [12] N. Irges, PoS CORFU2016 (2016), 039.
- [13] N. Irges, PoS CORFU2017 (2018), 080.
- [14] P. Weisz, Nucl. Phys. B **212** (1983) 1-17.
- [15] M. Luscher, P. Weisz, Commim. Math. Phys. **97** (1985) 59-77.
- [16] E. Fradkin and A. Tseytlin, Phys. Lett. B **104** (1981) no. 5, 377-381.
- [17] B. Grinstein, D. O'Connell and M. B. Wise, Phys. Rev. D **77** (2008) 025012.
- [18] B. Grinstein and D. O'Connell, Phys. Rev. D **78** (2008) 105005.
- [19] T. Schuster, <http://qft.physik.hu-berlin.de>.
- [20] L. Casarin, arXiv: 1710.08021 [hep-th].
- [21] Y. Fu, H. B. Nielsen, Nucl. Phys. B **236** (1984) 167.
- [22] N. Irges and F. Koutroulis, Nucl. Phys. B **950** (2020) 114833.
- [23] N. Irges and F. Koutroulis, Nucl. Phys. B **924** (2017) 178.
- [24] E. Itou, K. Kashiwa and N. Nakamoto, arXiv:1403.6277v1 [hep-lat].
- [25] N. Irges and F. Koutroulis, Phys. Rev. D **100**, 065004 (2019).
- [26] J. C. Criado, M. Perez-Victoria, JHEP **03** (2019) 038