

When words collide: Bayesian meta-analyses of distractor and target properties in the picture-word interference paradigm

Audrey Bürki^{1*}, F.-Xavier Alario^{2,3}, & Shravan Vasishth¹

¹University of Potsdam, Karl-Liebknecht-Straße 24-25, 14476 Potsdam, Germany

²Aix Marseille Université, CNRS, LPC UMR 7290, Marseille, France

³Department of Neurological Surgery, School of Medicine, University of Pittsburgh, USA

Abstract

In the picture-word interference paradigm, participants name pictures while ignoring a written or spoken distractor word. Naming times to the pictures are slowed down by the presence of the distractor word. Various properties of the distractor modulate this slow down, for example naming times are shorter with frequent vs. infrequent distractors. Building on this line of research, the present study investigates in more detail the impact of distractor and target word properties on picture naming times. We report the results of several Bayesian meta-analyses, based on 35 datasets. The aim of the first analysis was to obtain an estimation of the size of the distractor frequency effect, and of its precision, in typical picture-word interference experiments where this variable is not manipulated. The analysis shows that a one-unit increase in log frequency results in response times to the pictures decreasing by about 4ms (95% Credible Interval: [-6, -2]). With the second and third analyses, we show that after accounting for the effect of frequency, two variables known to influence processing times in visual word processing tasks also influence picture naming times: distractor length and orthographic neighborhood. Finally, we found that distractor word frequency and target word frequency interact; the effect of distractor frequency decreases as the frequency of the target word increases. We discuss the theoretical and methodological implications of these findings, as well as the importance of obtaining high-precision estimates of experimental effects.

Key words: Picture-word interference, Bayesian meta-analysis, Distractor frequency

*Corresponding author (buerki@uni-potsdam.de)

Introduction

A primary goal of psycholinguistics is to uncover the cognitive architecture underlying the production and comprehension of speech. Scientists investigating language processing design experiments intended to reveal the representations and processes involved in the production and comprehension of verbal material. Such experiments are necessary because introspection about the underlying mental processes has only a limited ability to reveal the representations and processes of interest.

However, resorting to an experimental paradigm often comes at the major cost of simplifying the communication context, compromising the general “validity” of the data, with the hope that the paradigm will reveal more reliable and interpretable patterns. This trade-off between validity and reliability is complex (see Blanton & Jaccard, 2006 for a broad discussion) and, fortunately, is answered diversely across scholars. A new paradigm may generate thought-provoking results. Once the excitement of novelty settles, interpreting the data typically requires increasingly complex hypotheses about the paradigm itself. There comes a point where some may dismiss the thread of research as too “task-centred”; others will consider that the information accumulated through the paradigm should not be wasted and thus insist on trying to understand it.

The picture-word interference paradigm is an experimental task that has probably reached that point. The task consists in presenting stimuli that will trigger the production of words or sentences, in the context of other stimuli, which are to be ignored when performing the task. Naming a picture in the context of a spoken or written distractor word creates interference, that is, it takes more time than naming a picture with a non-meaningful stimulus. The picture-word interference paradigm was first used to study (incidental) reading abilities (e.g., Briggs & Underwood, 1982; Rayner & Posnansky, 1978; Underwood & Briggs, 1984, see also Alario et al., 2007) and has since then been applied to a variety of issues, such as: the mechanisms of lexical access during word production (e.g., Abdel Rahman & Aristei, 2010; Damian & Bowers, 2003; Roelofs, 1992; Starreveld et al., 2013), the involvement of inhibition in language production (e.g., Shao et al., 2015), the scope of advanced planning (e.g., Meyer, 1996;

Michel Lange & Laganaro, 2014), and the role of emotion in language processing (White et al., 2016). On *Web of Science*, 541 articles are listed under the key word *picture-word interference* with a total number of citations (excluding self-citations) of 18271 during the two decades spanning between 1999 and 2018.

Despite the frequent use of the paradigm, the cognitive processes it involves are poorly understood, and often debated. The great enthusiasm generated by the picture-word interference paradigm has led to the creation of numerous datasets. These can be used to perform meta-analyses, of previously reported effects, or of effects pertaining to novel predictions. The outcome of a meta-analysis is an estimate of the size of an effect and of the uncertainty of the effect estimate. Here, we take advantage of existing datasets to compute quantitative estimates of the effects of distractor word properties on picture naming times and of their interaction with the properties of the target words (i.e., words to be named) in a picture-word interference task. Some of these effects have been tested in previous studies, but others have never been examined to date. Crucially, information about these effects can be used to test the predictions of competing accounts of interference effects. From a methodological perspective, knowledge about the properties that influence naming times in the picture-word interference task is necessary to determine the variables to be controlled in future experiments (a challenge with a long history in psycholinguistics, see Cutler, 1981).

Of primary interest in the picture-word interference literature is the observation that the lexical properties of the distractor word modulate the response times to the picture. In reading tasks (e.g., written lexical decision, or reading aloud) more frequent words are processed with shorter reaction times than less frequent words (e.g., Chumbley & Balota, 1984; Forster & Chambers, 1973; Ferrand et al. 2018). What happens when such a printed word has to be ignored? Miozzo and Caramazza (2003) set out to examine whether in a picture-word interference task, the frequency of the (written) distractor that had to be ignored would also influence performance, quantified as the time needed to retrieve and produce the name of the *picture*. Asking this question was deemed an original and

important test of the most canonical hypothesis describing lexical retrieval. Under the assumption that lexical access is a competitive process, where the time to name a picture depends on the activation level of the word's representation as well as on the activation levels of other lexical representations in the system (Levelt et al., 1999; Roelofs, 1992), these authors predicted that high frequency words would create more interference. Miozzo and Caramazza (2003) observed the reverse, that is, naming times were longer for trials with distractors of lower frequency. This “reverse” distractor frequency effect has been replicated several times by several groups (e.g., Dhooge & Hartsuiker, 2010; Dhooge et al., 2013; Geng et al., 2014; Riès et al., 2015; Starreveld et al., 2013; de Zubizaray et al., 2012). The observation has important theoretical and methodological implications. Theoretically, the distractor frequency effect has been used to feed important debates about the cognitive mechanisms underlying participants' behavior in picture-word interference tasks, and how these relate to language processing in more ecological contexts (i.e., without a distractor word). From a methodological perspective, the distractor frequency effect demonstrates the importance of using the same list of distractors across conditions or, if this cannot be done, of taking appropriate steps to ensure that differences across distractor conditions are not driven by differences in the distractor lists.

Several accounts of the distractor frequency effect have been discussed in the literature. These accounts implement different assumptions about the language production system, including specific claims/hypotheses about the mechanisms underlying interference effects in the picture-word interference paradigm. Notably, some of these accounts make different and testable predictions regarding the variables that should influence naming times in a picture-word interference task. Table 1 provides a summary of these accounts and of their predictions.

Table 1. Accounts of the distractor frequency effect and their predictions. A question mark signals that the account does not make specific predictions regarding the experimental effect, would require additional specifications to do so, or that it is not clear whether a main effect should still be observed in the presence of an interaction.

	Distractor frequency	Word length	Orthographic neighbourhood	Interaction between target word frequency and distractor word frequency
Activation account	Yes	No	?	?
Input hypothesis	Yes	Yes	Yes	?
Blocking account	Yes	Yes	Yes	?
Response- exclusion hypothesis	Yes	Yes	Yes	?
Temporal account	?	?	?	Yes

In a first account (hereafter, the *activation* account), described in Starreveld et al. (2013), the relevant variable is the degree of activation of the lexical representations associated with the distractor words. This account builds on the reasonable assumptions that high frequency words have lower recognition thresholds than low frequency words, and that, following recognition, the distractor representation returns to its resting activation level, with a decay rate proportional to its activation level. It follows that in the picture-word interference task, high frequency distractor words reach lower activation levels and, as a consequence, act as weaker competitors, yielding faster response times. In this account, any variable that influences the *degree of activation of the distractor* word representations is

expected to influence naming times. For example, another variable whose influence on reading times has been related to the level of activation of lexical representations is the word's age of acquisition. Words that are acquired earlier in life tend to be processed more quickly in lexical decision and reading aloud tasks (e.g., Brown & Watson, 1987; Brysbaert et al., 2000; Coltheart et al., 1988; Morrison & Ellis, 1995). Several accounts of this effect have been discussed in the literature, often assuming that lexical representations for late acquired words are less accessible (in the terms used above, they would have higher recognition thresholds) than lexical representations for early acquired words (a detailed discussion of these models is beyond the scope of the present paper, but see, e.g., Ellis & Lambon Ralph, 2000; Menenti & Burani, 2007). In the picture-word interference paradigm, two studies reported effects of the age of acquisition of the distractor word on picture naming latencies (Catling et al., 2010; de Zubicaray et al., 2012). Words acquired later generated more interference. The influence of age of acquisition could be modelled in the activation account, by assuming that the recognition of late acquired words requires more activation than the recognition of early acquired words. In the *activation* account, properties of the distractors that do not impact their activation level are not expected to modulate the interference effect.

In other accounts, the relevant variable influencing picture naming performance is the duration of processing of the distractor visual word rather than its activation; any manipulation that affects this duration will affect performance. According to the *input* account (Miozzo & Caramazza, 2003), processing the distractor requires cognitive resources. For the duration of distractor processing, these resources cannot be allocated to the picture-naming part of task, which, as a consequence, is performed less efficiently. The longer the processing of the distractor lasts, the greater the interference effect. Miozzo and Caramazza (2003) rejected this hypothesis on the grounds that, in their experiments, the frequency of the distractor did not interact with two variables which, they assumed, would modulate the speed of distractor processing. The variables they manipulated were the previous exposition to the distractor word (1, 2 or 3 times) and the case in which the distractors were presented (in small letters vs in alternating small and capital letters). Note however that Miozzo and Caramazza's

interpretation is based on null effects. The input hypothesis can be tested further by examining the influence of any variable whose effect on visual word processing times is known to be robust, on picture naming times.

In alternative *blocking* accounts, the distractor word has to be “blocked” to allow the production of the target word. These accounts also link the size of the interference effect to the processing time of the distractor. According to Roelofs (2003), the distractor word activates its corresponding lexical representation but, given that this word does not satisfy the goal of the task (i.e., name the picture’s name), its selection must be blocked. A similar blocking mechanism is assumed by the so-called *response exclusion* hypothesis (e.g., Mahon et al., 2007). Here, speakers are thought to unwillingly prepare the distractor word for production and to store it in a pre-articulatory buffer. To produce the target word, the speaker must first empty this buffer (Dhooge & Hartsuiker, 2010; 2011; Miozzo & Caramazza, 2003). In both *blocking* accounts, distractors with lower frequencies take more time (not resources) to be processed, their corresponding representations are available later, and the point at which they can be blocked away is therefore delayed in time.

To be clear, the mechanisms underlying participants’ behavior are conceived differently between the *input* and in the two *blocking* accounts. The debate between these two accounts can be understood as an instance of the more general debate between serial vs. parallel processing (e.g., Townsend, 1971). The *input* hypothesis assumes parallel processing of distractor and target, that compete for attentional resources, whereas the *blocking* account highlights a serial “blocking-distractor-then-programming-target” architecture. Despite this contrast, these accounts make similar predictions regarding the variables that influence naming times. In these accounts, the distractor frequency effect is the result of variations in distractor processing durations. Distractors that can be processed more quickly interfere less than distractors that need more time to be processed. These accounts predict that any variable that influences reading speed should influence picture naming latencies in the picture-word interference paradigm.

Finally, in the so-called *temporal* account (see Miozzo and Caramazza 2003 for the first description), the relevant variable is not the speed with which the distractor can be processed per se, but the relative speed of processing between target and distractor words. Unlike the *input*, the *activation*, and the *blocking* accounts, the *temporal* account is not an account of the cognitive mechanisms and processing stages involved in interference effects, but merely an account of the conditions in which the distractor frequency effect is expected. In this account, distractors only interfere when their relevant information is activated at the right time. High frequency distractors are likely activated earlier, and, as a consequence, their activation also decays earlier. Their activation has already decayed by the time the target word representation is being selected. As a result, higher frequency words produce less interference. Geng et al. (2014) noted that, unlike in the picture-word interference paradigm, the distractor frequency effect is not found in the Stroop task where participants are presented with names of colours, written in different hues, and are asked to name the latter (Stroop, 1935). Geng et al. (2014) linked this discrepancy to response speed. For example, they hypothesized that the distractor frequency effect should disappear in the picture-word interference task when responses are speeded up and should surface in the Stroop task when the participants' responses are slowed down. They performed changes in the experimental design to facilitate or hinder the participants' responses in these two tasks. They observed that when participants were made to respond more quickly in the picture-word interference task (e.g., by increasing the number of repetitions and decreasing the number of experimental targets), the distractor frequency effect was no longer present. By contrast when participants' response times were slowed (e.g., by increasing the number of colour targets) in the Stroop task, a distractor frequency effect was found. The authors took these findings to support the temporal account. Note, however, that in these experiments, the observed changes in the distractor frequency effects cannot be unambiguously related to processing speed and could arise as a consequence of modifications in the experimental design (i.e. the additional experiment features that induced the changes in participants' speed).

The *temporal* account further predicts interactions between the properties of the distractors and the properties of the target words that modulate processing speed for either words. Such interactions were examined in a few studies. Dhooge and Hartuiker (2011) reported an interaction between distractor word frequency and target word frequency (significant “by participant” only). In Miozzo and Caramazza (2003) or de Zubicaray et al. (2012), interactions between target and distractor properties were reported to be non significant. More evidence is needed to determine whether the target word and distractor word properties interact. One limitation, for instance, is that these previous studies only tested linear relationships. If the relevant variable is the relative timing of processing between target and distractor, interactions between variables that influence the speed of processing for these two stimuli could be non-linear. Interference effects can be expected to be weaker when the target word is processed both too quickly or too late relative to the distractor.

In the present study, we investigate the impact of several distractor properties on picture naming. Unlike most studies, we do not assess significance in a small set of experiments. We report a series of Bayesian meta-analyses exploiting a collection of 29 datasets in which distinct groups of participants named pictures with superimposed distractor words. Notably, the majority of these datasets does not come from studies where the variables we are interested in were manipulated or even examined. Our meta-analyses use existing datasets to test novel effects.

Our first aim is to quantify the size of the distractor frequency effect in typical experiments where this variable is *not* manipulated. With a meta-analysis we can check how frequency, treated as a continuous measure, influences the naming times to the target words, when other variables that are often correlated with frequency are taken into account. We obtain information about the size of the distractor frequency effect and of the precision of this estimate.

Our second aim is to further examine the predictions of the accounts discussed above regarding the variables that impact picture naming latencies. We ask whether two other measures known to influence reading speed also influence picture naming times. We focus on word length and

orthographic neighborhood, as these measures have been shown to influence response times to written words in many studies (Brysbaert et al., 2016). In Ferrand et al. (2018), for instance, frequency, length, and orthographic neighbourhood explained over 40% of the variance of response times in a visual lexical decision task. Shorter words are processed more quickly than longer words (e.g., Barton et al., 2014; Schuster et al., 2016). Word length has not been theorized to modulate the degree of activation of lexical representations. Word length effects simply arise because longer words require more processing times (see Barton et al., 2014). An effect of distractor length is predicted by the *input* and *blocking* accounts. The *activation* account predicts no such effect. During written word processing, words in dense neighborhoods tend to be processed more quickly than words in sparse neighborhoods (see Andrews, 1997; Brysbaert et al., 2016; Ferrand et al., 2008; or Yarkoni et al., 2008). Interpretations of this effect that involve differences in degrees of activation during processing assume that words with more neighbours require more activation (i.e., have higher selection thresholds) to be recognized (e.g., interactive-activation model of McClelland & Rumelhart, 1981). Alternative accounts do not link the effect to differences in activation (see for instance Grainger & Jacobs, 1996). The *input* and *blocking* accounts predict facilitative effects of distractor orthographic neighborhood on target naming times. The *activation* account predicts either an inhibitive effect (longer naming times for words in denser neighborhoods as a result of the greater amount of activation required during processing) or no effect (under the assumption that orthographic neighborhood effects do not rest on differences in activation levels).

Finally, we take a closer look at the interaction between target word frequency and distractor frequency. Word frequency is well-known to influence word processing times (e.g., Oldfield & Wingfield, 1965; see also Alario et al., 2004; Barry et al., 1997; Ellis & Morrison, 1998; Jescheniak & Levelt, 1994; Mousikou & Rastle, 2015) in picture naming tasks. We explore different forms of the interaction, with a linear and quadratic term for the variable distractor frequency.

Methods

Dataset

We used a subset of the datasets recently collected for a meta-analysis targeting the semantic interference effect (longer naming times with distractors of the same semantic category than for unrelated distractors, Bürki et al., 2020). Bürki et al. (2020) collected 57 datasets corresponding to the following criteria. The task was a classical picture-word interference task. Participants were presented with pictures of objects that they had to name, the pictures were accompanied by distractor nouns. Only the trials where target and distractor were of the same semantic category (e.g., horse-cat), and the corresponding trials where the same targets were associated with unrelated distractors were considered. The distractor was clearly visible and not followed by a mask. Participants were instructed to name the picture as soon as possible after its appearance, and to say the target noun out loud. Participants were all adult speakers without language disorders and the experiments were conducted in the participants' first language. Finally, the dependent variable was the response time for each trial and the raw datasets were available.

For the purpose of the present analyses, only a subset of these studies was included. The criteria for including a study were: (i) having enough information on the distractors used for each trial, (ii) that the Stimulus Onset Asynchronies (SOA, i.e., time interval between the onset of picture presentation and the onset of distractor presentation) were between -160 and +160 ms, and (iii) that distractors were presented in the written modality. We further restricted the study list to those conducted in an Indo-European language. The final dataset comprised data from 29 different experiments. These experiments were further split into 35 separate studies if the target-distractor pairs were presented several times at different SOAs or with and without familiarisation. Details about the studies included are provided in Appendix 1. As in Bürki et al. (2020), we followed the procedure described in the original papers to remove incorrect responses, outliers, items, or participants.

Corpora of film subtitles were used to identify the lexical frequency of each distractor and target word. Several studies concluded that frequencies computed from large corpora of subtitles are the best predictors of lexical decision and word naming response times (Brysbaert, Keuleers, et al., 2011; Cuetos et al., 2011; New et al., 2007). We used the Subtlex corpora of subtitle frequencies for German (190,500 words; Brysbaert, Buchmeier, et al., 2011), Dutch (437,503 words, Keuleers et al., 2010), Italian (517,564 words), Spanish (94,338 words, Cuetos, GlezNosti, Barbón, & Brysbaert, 2011), US English (74,286 words, Brysbaert & New, 2009), and UK English (160,022 words; Heuven et al., 2014). For French, we used lexeme subtitle frequency from the database Lexique (142,694 words, New et al., 2004).

We further counted the number of letters of each distractor, and computed or extracted its Orthographic Levensthein Distances (OLD), using the definition in Yarkoni et al. (2008). The OLD between two strings of letters corresponds to the minimum number of insertions, deletions or substitutions required to turn one string into the other. Following standard practice, we computed the OLD20 measure. This consists in first computing the OLD from each distractor word to every other word in a large database, and to then compute the mean OLD of the distractor to its 20 closest orthographic neighbours. For all languages but Italian, we computed the OLD using the R package *vwr* (Keulers, 2013), making use of the word databases for several languages (including German, English, Dutch, French and Spanish) provided with the package. For Italian, we took the OLD20 measure provided in the *Phonitalia* database (Goslin et al., 2014).

Word frequency, word length, and orthographic neighborhood are often correlated (e.g., Piantadosi, 2014). More frequent words tend to be shorter, shorter words tend to have more neighbors (i.e., a smaller OLD20 value). It is therefore important to assess the independent contribution of each variable. Because we are interested in the effects of word frequency, word length, and orthographic neighborhood, we would want to report the effects of each of these variables when controlling for the effects of the two other ones. This can be done by including the different variables in the same

statistical model. Estimates for the different variables then can be understood as the contribution of these variables when the variance explained by the other variables has been taken into account. Including all variables in one statistical model only works if the correlations between these variables are not so high that they generate harmful multicollinearity. Figure 1 shows the distribution of the pairwise correlations and Variance Inflation Factors in the 35 studies. The Variance Inflation Factor is computed for each predictor, and corresponds to the ratio of the variance of the full model (with all predictors) to the variance of a model that includes only that single predictor ($\frac{1}{(1-R^2)}$). If the value is high, it means that this variable is collinear with the other variables in the model. The criterion to decide whether the Variance Inflation Factor is too high (i.e., will create harmful multicollinearity) varies between authors. Values above 10 are considered a real problem, but several authors consider that values above 4 or 5 can also be problematic (see Hair et al., 2010).

As can be seen in Figure 1, whereas the correlations between frequency and each of the other variables are usually moderate, in many datasets, word length and OLD20 are highly correlated. Moreover, the Variance Inflation Factors for length and OLD20 are above 5 in several datasets. Given the high correlations between length and OLD20 and risk of high multicollinearity in several datasets, we decided to estimate the effects of distractor length and distractor OLD20 in different models (see next section).

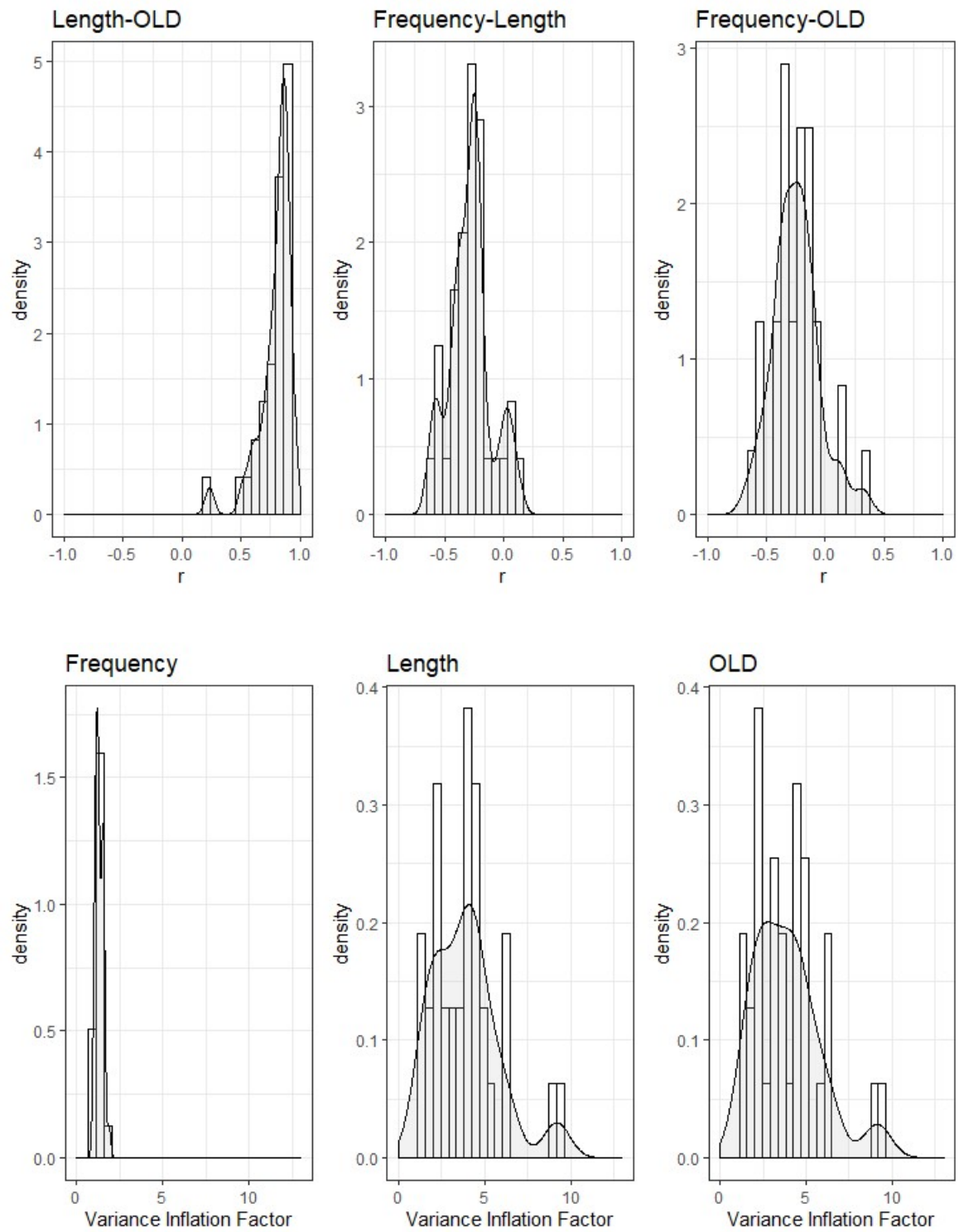


Figure 1. Distribution of pairwise correlations (Pearson) between the three variables across datasets (top) and distribution of Variance Inflation Factors (VIFs) for each predictor across datasets (bottom)

III.3. Meta-analyses

Extraction of estimates

The output of a meta-analysis is an estimate of an effect of interest θ (e.g., increase in response times with each additional letter) and of its precision. The meta-analysis takes as input the estimates and standard errors for this effect in a set of individual studies. We conducted several meta-analyses. A summary of these analyses can be found in Table 2. For each analysis, we extracted estimates and standard errors for each dataset, using linear mixed-effects models, as implemented in the library lme4 in R (Bates et al., 2015). In all models, the dependent variable was the untransformed naming time. All models had random intercepts by participant and by item (picture), and all the random slopes allowed by the design. Further specifications are reported in the Results section.

In the first analysis, we were interested in the effect of lexical frequency, treated as a continuous measure, when other variables known to also influence processing times for visual words are held constant. In the second and third analyses, we were interested in the effects of word length and orthographic neighborhood, once the effect of frequency is accounted for. In the last series of analyses, we focused on the interaction between target word frequency and distractor word frequency.

Table 2. Summary of meta-analyses performed in the present study

Effect of interest	
Meta-analysis 1	Distractor frequency
Meta-analysis 2	Distractor length
Meta-analysis 3	Distractor orthographic neighborhood
Meta-analysis 4	Interaction between target frequency and distractor frequency (linear)
Meta-analysis 5	Interaction between target frequency and distractor frequency (quadratic)

Statistical modeling

Two kinds of meta-analyses can be considered: a fixed-effect (e.g., Chen & Peace, 2013) and a random-effects meta-analysis (e.g., Sutton & Abrams, 2001). Fixed-effects analyses assume the same underlying true effect θ for all studies while random-effects meta-analyses assume a different true effect θ_i for each study. In the present study, we opted for the latter because it is reasonable to assume that experiments done in different labs and/or in different conditions have different values for the effects. The studies included in the meta-analysis were conducted under different conditions, with different types of materials and in different languages. We can therefore reasonably assume a different true effect θ_i for each of them.

The meta-analyses were performed under the following assumptions. Each study i has an underlying true effect θ_i that stems from a normal distribution with mean of θ and variance τ^2 . The observed effect of the predictor y_i in each individual study i is assumed to be generated from a normal distribution with mean θ_i and variance σ_i^2 , the true standard error of the study. The model specifications are displayed in Equations (1).

(1)

$$y_i | \theta_i, \sigma_i^2 \sim N(\theta_i, \sigma_i^2) \quad i = 1, \dots, n,$$

$$\theta_i | \theta, \tau^2 \sim N(\theta, \tau^2),$$

$$\theta \sim N(0, \tau^2),$$

$$\tau \sim N(0, 100), \tau > 0$$

y_i is the observed effect of the predictor (i.e., change in the response latencies to the target picture for each unit change in the predictor) in study i ; σ_i^2 is the variance of the estimate from study i , estimated from the standard error of the effect of the predictor for this study; θ is the true effect of this predictor to be estimated by the model; and τ^2 is the between-study variance.

In each meta-analysis, we used a normal prior with a mean of 0 and a standard deviation of 100 for the intercept and a truncated normal prior with a mean of 0 and a standard deviation of 100 for the standard deviations. These priors are so-called weakly informative priors (e.g., Gelman & Carlin, 2014).

In Bayesian data analysis, it is standard to carry out a so-called sensitivity analysis, that is, to perform the same analysis with a range of different priors. In the present study, we performed a sensitivity analysis using three different priors for the intercept: a normal distribution centered at zero with a standard deviation of 200 ms, a uniform distribution bounded between -200 and 200, and a normal distribution centered at zero with a standard deviation of 20 ms. The analyses were performed in R (R Core Team, 2018) using the package brms (Bürkner, 2018). The datasets and script to reproduce these analyses can be found on OSF (link to be added).

III. 4. Results

Distractor frequency. To obtain estimates of the distractor frequency effect in individual studies, we conducted, for each of them, a mixed-effects model with the logarithm of lexical frequency, the number of letters (centered around the mean), and the orthographic Levenshtein distance (OLD 20, centered around the mean) as fixed effects. We then performed a meta-analysis with the individual estimates of distractor frequency.

The meta-analysis reveals that the overall effect of distractor frequency is of -3.9ms with a 95% Credible Interval –hereafter CrI– ranging from -6.2 to -1.8ms. The posterior distribution of the between-study standard deviation has a mean of 3.8ms (CrI: 1.2, 6.6). The posterior distribution of the distractor frequency estimate is plotted in Figure 2a. The results of sensitivity analyses for the present and all other meta-analyses are presented in Appendix 2. Figure 3 displays the posterior distributions of the estimates of the distractor frequency effect for each study, weighted by the meta-analysis.

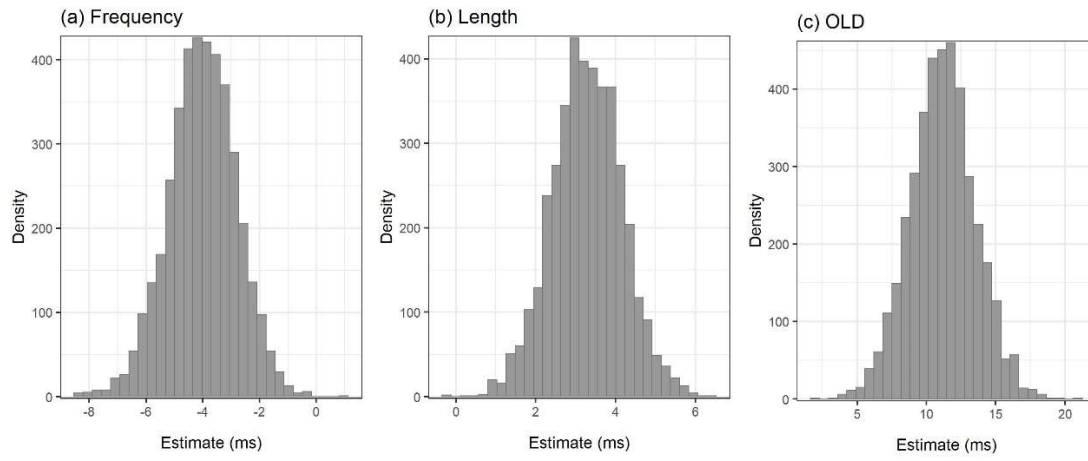


Figure 2. *Posterior distributions of the estimate of (a) distractor frequency, (b) distractor length, and (c) distractor orthographic neighborhood*




Figure 3. Summary of the random-effects meta-analysis modeling the effect of distractor frequency on naming times. For each study, the figure displays the mean and posterior estimate (mean and 95% credible interval). A negative value means that distractors with higher frequency result in shorter naming latencies for the picture. The black vertical line represents the grand mean (i.e., the meta-analytic effect) and the dashed vertical lines delimit the 95% credible interval of that estimate.

Distractor length. To obtain estimates of the distractor length effect in individual studies, we conducted a mixed-effects model with number of letters (centered around the mean) and lexical

frequency as fixed-effects, for each study. We then used the estimates for the variable number of letters as input for the meta-analysis. This analysis reveals that the overall effect of distractor length is about 3.3ms (CrI: 1.5 , 5.0). The posterior distribution of the between-study standard deviation has a mean of 1.6ms (CrI: 0.1 , 4.2). The posterior distribution of the distractor length estimate is plotted in Figure 2b. Figure 4 displays the posterior distributions of the estimates of the distractor length effect for each study, weighted by the meta-analysis.




Figure 4. Summary of the random-effects meta-analysis modeling the effect of distractor length on naming times. For each study, the figure displays the mean and posterior estimate (mean and 95% credible interval). A positive value means that distractors with

more letters result in longer naming latencies for the picture. The black vertical line represents the grand mean (i.e., the meta-analytic effect) and the dashed vertical lines delimit the 95% credible interval of that estimate.

Distractor orthographic Levenshtein distance. To obtain estimates of the distractor orthographic neighborhood effect on naming times in individual studies, we conducted a mixed-effects model with the OLD20 measure (centered around the mean) and distractor frequency as fixed-effects, for each study. We then used the estimates for the variable OLD20 as input for the meta-analysis. This analysis reveals that the overall effect of OLD 20 is about 11.2 ms (95% CrI: 6.6 , 15.9). The posterior distribution of the between-study standard deviation has a mean of 4.8 ms (CrI: 0.2 , 11.3). The posterior distribution of the distractor OLD estimate is plotted in Figure 2c. A visual representation of the posterior distributions of the estimates of the distractor OLD effect for each study, weighted by the meta-analysis can be found in Appendix 3.

Interaction between distractor frequency and target frequency. As a sanity check, we conducted a meta-analysis of the main effect of target word frequency. We wanted to assess how the facilitative effect of target word frequency, reported in previous studies (e.g., Oldfield & Wingfield, 1965; see also Alario et al., 2004; Barry et al., 1997; Ellis & Morrison, 1998; Jescheniak & Levelt, 1994; Mousikou & Rastle, 2015) would be replicated with our dataset. To extract estimates of this effect in individual studies, we conducted a mixed-effects model with the logarithm of target word frequency as fixed-effect. These estimates were then used as input for the meta-analysis. The result of this meta-analysis supports the hypothesis that more frequent target words are named with shorter naming times. The overall effect is about -7ms (95% CrI: -9.4, -4.8). The posterior distribution of the target frequency estimate is plotted in Figure 5a. A visual representation of the posterior distributions of the estimates of the target word frequency effect for each study, weighted by the meta-analysis, can be found in [Appendix 4](#).

Interaction term (linear). To obtain estimates of the interaction between the frequency of the distractor and the frequency of the target word in the individual studies, we conducted, for each study, a linear mixed-effects model with the main effects of target and distractor word frequencies and an interaction term. We used the logarithms of the frequencies. We then used the individual estimates of the interaction to perform a meta-analysis. This analysis reveals that the meta-analytic estimate for the interaction term is about 1.6 ms (95% CrI: 0.3 , 3.1). The sign of the meta-analytic estimate shows that the effect of distractor frequency decreases as the frequency of the target word increases. The posterior distribution of the between-study standard deviation has a mean of 2.4 ms (CrI: 0.9 , 4.2). The posterior distribution of the meta-analytic estimate for the interaction is plotted in Figure 5b. A visual representation of the posterior distributions of the estimates of this interaction for each study, weighted by the meta-analysis, can be found in [Appendix 5](#).

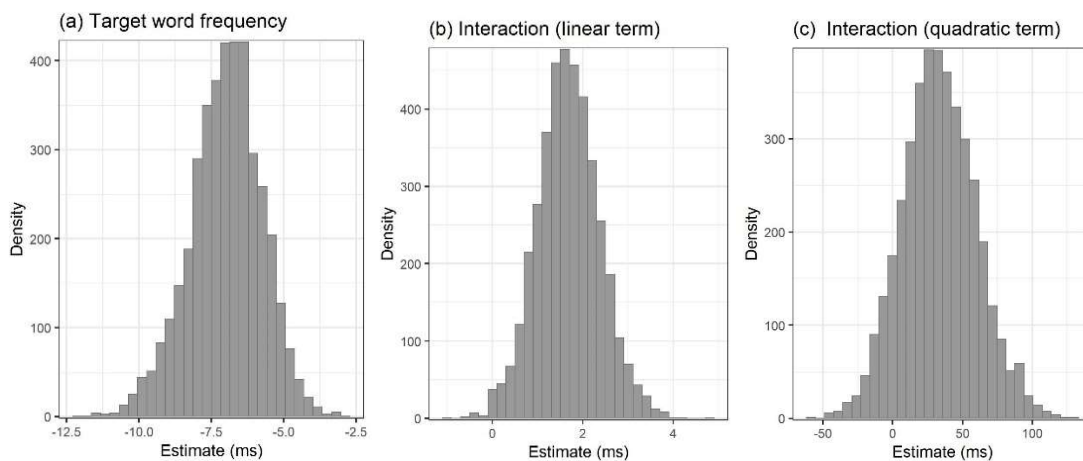


Figure 5. Posterior distributions of the estimate of (a) target word frequency, (b) the interaction term between target word frequency and distractor word frequency (linear term), and (c) the interaction between target word frequency and distractor word frequency (quadratic term).

Interaction term (quadratic). For this analysis, we conducted, for each study, a linear mixed-effects model with the logarithm of target word frequency, linear and quadratic terms for the logarithm of distractor word frequency, and interactions between target word frequency and both the linear and

quadratic terms for the variable distractor frequency. We then performed a meta-analysis of the interaction between target word frequency and the quadratic term. This analysis reveals that the meta-analytic estimate for the interaction term is about 31.5 ms. The 95% Credible interval contains zero (-174.9 , 112.7). The posterior distribution of the between-study standard deviation has a mean of 45.7 ms (CrI: 1.6 , 120.6). The posterior distribution of the meta-analytic estimate is plotted in Figure 5c. A visual representation of the posterior distributions of the estimates of this interaction for each study, weighted by the meta-analysis, can be found in [Appendix 6](#).

General Discussion

The aim of the present work was to study the influence of the properties of distractor words on picture naming times in a typical picture-word interference paradigm. We conducted a series of meta-analyses with estimates extracted from 35 different datasets.

First, our analyses confirmed the robustness of the distractor frequency effect (i.e., longer naming times for trials with low frequency distractors) and showed that this effect is also detected when the variable *frequency* is not dichotomized. Previous studies in which this effect was studied compared groups of high frequency and low frequency distractors. In our analyses, frequency was treated as a continuous measure. Moreover, only one study included in the meta-analysis manipulated this variable explicitly. Our meta-analysis thus provides information on the size of this effect in typical picture-word interference experiments. It shows that a one-unit increase in log frequency results in response times to the pictures decreasing by about 4ms. The estimates were computed in models including other distractor properties as predictors, namely word length and orthographic neighborhood. As a result, our analysis is informative about the size of the effect of distractor frequency, when these other variables are controlled for.

Second, our analyses showed that two properties of the distractors known to influence reading times in lexical decision and reading aloud tasks also influence naming times in the picture-word interference task. The longer the word or the smaller its orthographic neighborhood, the longer the naming times

for the pictures. The effects of these variables were independent from the effect of lexical frequency. To our knowledge, the present study is the first to demonstrate effects of distractor word length and orthographic neighborhood in the picture-word interference paradigm.

Finally, our analyses replicate the target word frequency effect in picture naming (i.e., faster response times to pictures with more frequent nouns) and provide novel support for the hypothesis that distractor word frequency and target word frequency interact. The distractor frequency effect decreases when target word frequency increases.

These findings inform theories that describe the interaction of dual processing pathways during word retrieval, such as those tested with the picture-word interference paradigm. The findings allow a better understanding of the mechanisms underlying the participants' performance in this task, as well as the conditions in which interference surfaces, decreases, or increases. The interaction between target word frequency and distractor word frequency provides support for the temporal account of the distractor frequency effect. It shows, more generally, that the interference caused by a written distractor depends on the temporal alignment between the processing of the target word and the processing of the distractor word. In the temporal account, interference decreases when the distractor word is processed too early (and possibly too late) relative to the processing of the target word. This account predicts an interaction between variables that influence the speed with which the target and distractor words are processed. More specifically, Geng et al. (2014) hypothesized that the distractor frequency effect occurs because more frequent distractor words are processed *too quickly* to interfere (see also Miozzo & Caramazza, 2003). A decrease in the distractor frequency effect is therefore expected as the frequency of the target word increases. Our results are in line with this prediction. The observed interaction between distractor frequency and target word frequency in the present study also echoes back to results reported by Starreveld et al. (2013). These authors observed an interaction between SOA and distractor frequency. The distractor frequency effect was of 12, 16, and 33 ms, with SOAs of respectively 0, 43, and 86 (positive SOAs indicate the distractor being presented after the

target), and was absent when the distractor was presented at a short negative SOA (but see Miozzo & Caramazza, 2003). This is again in line with the hypothesis that the distractor frequency decreases when the target word is encoded too quickly. The findings that distractor length and distractor neighborhood influence picture naming times can also be explained in the temporal account. The influences of these variables can be assumed to have the same source as the distractor frequency effect; they modify the temporal alignment between the processing of the picture and that of the distractor word.

The temporal account of the distractor frequency effect does not involve explicit hypotheses about the cognitive mechanisms or processing stages involved in interference effects. In contrast, the *input* account, *attentional blocking* account, *response-exclusion* account, and *activation* account discussed in the introduction are accounts of the cognitive mechanisms underlying interference effects. Can the findings of the present study disentangle these views? The *input* account, the *attentional blocking* account, and the *response-exclusion* account all predict that variables that modulate response times in reading tasks influence picture naming times in the picture-word interference paradigm. The influences of distractor length and orthographic neighborhood that we observe are in line with these predictions. These three accounts need to be specified further to account for the interaction between distractor and target word frequency, but this can be achieved without major amendments. The *input* account assumes that the processing of the distractor interrupts or prolongs the preparation of the target word. It does not specify whether the impact of the distractor differs depending on the processing stage(s) involved in the preparation of the target word at the time the distractor is processed. It can be hypothesized that the processing of the distractor does not impact all processing stages equally, but interferes more with some processes than with others. This issue relates to the longstanding and debated issue of automaticity in word production processes (Hartsuiker & Moors, 2017; Jongman et al., 2015; Meyer et al., 2007). Authors usually assume that encoding processes differ in their degree of automaticity, and as a consequence, in the extent to which they rely on domain-general available resources. There is no consensus as to which processes are more or less automatic.

The observation that the distractor frequency effect decreases when target frequency increases reveals that when the target word is processed quickly, the distractor can no longer interfere with the preparation of the response. This could in turn suggest that the encoding processes that rely more on general domain cognitive resources (and are therefore more sensitive to the distractor –or dual tasking in general–) have already been completed when the processing of the distractor begins. According to this hypothesis, the initial processing stages of word production would require more processing resources (i.e., are less automatic) than late processing stages. Admittedly, this interpretation in terms of differential processing resources is more a hypothesis to be explored in future research than a strong conclusion demonstrated by our research.

The *response-exclusion* hypothesis also needs to be further specified to account for the interaction between target word and distractor word frequency. According to this hypothesis, the interference effect depends on the time at which the distractor enters the buffer. If it enters the buffer earlier, it can be suppressed earlier. In discussing this account, Starreveld et al. (2013) argue that the distractor frequency effect should not depend on the time at which the distractor word is presented (or SOA), the only thing that should matter is the relative difference, between high and low frequency distractors, in the point at which the distractor enters the buffer. The authors argue that the interaction they observe between distractor frequency and SOA is therefore incompatible with the *response-exclusion* account. The *response-exclusion* account only needs one additional (and fairly reasonable) assumption to explain the interaction between distractor frequency and SOA, as well as between target word frequency and distractor frequency, namely that the distractor only creates interference if it can enter the response buffer before target word processing has reached a certain stage. Accordingly, when the target word is processed too quickly, the probability that the distractor reaches the response buffer before the target word is lower, and the interference effect is weaker. Similarly, Roelofs' *attentional blocking* account can explain the interaction between distractor word and target word frequency by assuming that the distractor only has to be blocked when the target lexical representation has not yet been selected by the time the distractor lexical representation

becomes activated. Note that these additional assumptions seem necessary to explain other results, such as interactions between specific interference effects (including semantic interference) and SOA (e.g., Damian & Bowers, 2003; Glaser & Dünghoff, 1984; La Heij et al., 1990; Schriefers et al., 1990; Starreveld & La Heij, 1996).

Our findings seem more difficult to reconcile with the *activation* account (Starreveld et al., 2013). In this account, the influence of distractor frequency on picture naming latencies is explained by the lower selection thresholds of high frequency words. The authors do not make explicit predictions about the interaction between distractor frequency and target word frequency. This interaction can easily be explained given that in this account, the size of interference effects depends on both the activations of the target word and of the distractor word. The finding that variables such as word length and orthographic neighbourhood influence picture naming times is more problematic for the activation account. To explain the influence of these variables, one would need to assume that shorter words and words with many neighbors have lower selection thresholds than longer words or words with fewer neighbors. To our knowledge, the influence of word length has not been related to selection thresholds. Accounts of orthographic neighbourhood effects that assume different degrees of activation between words with few vs many neighbours assume that the latter require more (rather than less) activation to be recognized.

To summarize, the findings of the present study are most directly compatible with the *temporal* account. Unfortunately, in its current state this proposal specifies the conditions in which the distractor frequency effect is to be expected, but it does not make hypotheses about the cognitive processes underlying the interference. Of the four accounts that do specify these processes, three can explain the present data with seemingly small and reasonable amendments. The findings of the present study do not allow disentangling these accounts but provide effect sizes and precision estimates for several factors of primary interest: distractor frequency, distractor length, distractor neighbourhood, and target word frequency, as well as for the interaction between target word frequency and distractor

word frequency. These estimates might prove useful to guide quantitative specifications of these accounts in future work. Current models are often underspecified in that their predictions are limited to binary outcomes: positive, negative or null effect. With such limited set of outcomes, different accounts are likely to share their predictions (as exemplified in Table 1). The present study highlights the role of processing times in the picture-word interference task, thus calling for the formulation of precise quantitative hypotheses pertaining to the timing of events, hypotheses that would in turn generate predictions beyond binary decisions but rather formulated in quantitative terms, such as, e.g. milliseconds per frequency unit. The estimates of the present study can be used for this purpose, e.g., to simulate naming times for different target-distractor combinations in the picture-word interference paradigm under different scenarios.

Before concluding, we highlight several methodological implications of our findings. The meta-analytic estimates of the present study can be used to guide future experimental studies. Precise estimates of experimental effects are for instance necessary to conduct a priori power analyses, to assess the probability that an experimental effect is in the wrong direction, or is overestimated (see Gelman & Carlin, 2014). Effect sizes extracted from meta-analyses are particularly valuable given that they consider a large sample of the available evidence. Often, meta-analytic estimates tend to overestimate the true effect. This is because the available evidence may not comprise data from experiments where the experimental effect did not reach significance (only significant results tend to be published). The estimates of the present study do not suffer from this limitation given that they pertain to experimental effects that were not the primary focus of the published papers.

While the majority of picture-word interference studies compares conditions with the same list of distractors, not all of them do (e.g., Bürki et al., 2019; Finkbeiner & Caramazza, 2006; Foucart et al., 2010; Mahon et al., 2007; Rizio et al., 2017). The finding that naming latencies are influenced by word length and orthographic neighborhood calls for a strict control of these properties if different distractor lists are to be used. Notably, in studies with different distractor lists, distractor frequency

and length are often balanced across lists, but orthographic neighborhood is rarely considered. Moreover, one strategy that is often used to “control for” these variables is to make sure that the distractor lists for different conditions do not differ statistically. This strategy is not optimal, because differences across lists, even non-significant, can have a significant impact on the dependent variable, when tested in a group of participants (see Sassenhagen & Alday, 2016 for a detailed discussion). A better strategy might be to control for these variables in the statistical model, as we did here.

More generally the finding that the properties of written words known to influence visual processing times also influence naming times in the picture-word interference task could explain part of the discrepancies across studies in the picture-word interference literature (e.g., conditions in which the semantic interference effect surfaces, see Bürki et al. 2020 for review; differences in the Stimulus Onset Asynchronies at which experimental effects are observed) given that different studies usually use different material lists. Moreover, the interaction between the properties of the distractors and that of the target words further suggests that even when identical target and distractor lists are used across conditions (e.g., in studies on the semantic interference effect or on the phonological facilitation effect, e.g., Damian & Martin, 1999; Posnansky & Rayner, 1977; Rayner & Posnansky, 1978), differences across conditions can be expected that are not driven by the experimental manipulations but by differences in the temporal alignment between target and distractor word processing.

Conclusion

We conducted meta-analyses of the effects of distractor frequency, length, and orthographic neighborhood on naming times in the picture-word interference paradigm and observed that all three measures influence the time it takes to encode the picture’s name. Moreover, we found that the distractor frequency effect is modulated by the frequency of the target word. Models of interference effects and interpretations of experimental results in the picture-word interference paradigm must take into account the speed with which the distractor is processed as well as the alignment in processing times between target and distractor word processing.

Acknowledgements

The authors would like to thank all the authors who shared their datasets. This research was funded by the Deutsche Forschungsgemeinschaft (DFG, German Research Foundation) – project number 317633480 – SFB 1287, Project B05 (Bürki) and project Q (Vasishth/Engbert). F.-Xavier Alario was supported by grants ANR-16-CONV-0002 (ILCB) and the Excellence Initiative of Aix-Marseille University (A*MIDEX).

References

- Abdel Rahman, R., & Aristei, S. (2010). Now you see it ... and now again: Semantic interference reflects lexical competition in speech production with and without articulation. *Psychonomic Bulletin & Review*, 17(5), 657-661. <https://doi.org/10.3758/PBR.17.5.657>
- Alario, F.-X., De Cara, B., & Ziegler, J. C. (2007). Automatic activation of phonology in silent reading is parallel: Evidence from beginning and skilled readers. *Journal of Experimental Child Psychology*, 97(3), 205-219. <https://doi.org/10.1016/j.jecp.2007.02.001>
- Alario, F.-X., Ferrand, L., Laganaro, M., New, B., Frauenfelder, U. H., & Segui, J. (2004). Predictors of picture naming speed. *Behavior Research Methods, Instruments, & Computers*, 36(1), 140-155. <https://doi.org/10.3758/BF03195559>
- Andrews, S. (1997). The effect of orthographic similarity on lexical retrieval: Resolving neighborhood conflicts. *Psychonomic Bulletin & Review*, 4, 439-461. <https://doi.org/10.3758/BF03214334>
- Barry, C., Morrison, C. M., & Ellis, A. W. (1997). Naming the Snodgrass and Vanderwart Pictures: Effects of Age of Acquisition, Frequency, and Name Agreement. *The Quarterly Journal of Experimental Psychology Section A*, 50(3), 560-585. <https://doi.org/10.1080/783663595>
- Barton, J. J. S., Hanif, H. M., Björnström, L. E., & Hills, C. (2014). The word-length effect in reading: A review. *Cognitive neuropsychology*, 31(5-6), 378-412. <https://doi.org/10.1080/02643294.2014.895314>
- Bates, D., Mächler, M., Bolker, B., & Walker, S. (2015). Fitting Linear Mixed-Effects Models Using lme4. *Journal of Statistical Software*, 67(1), 1-48. <https://doi.org/10.18637/jss.v067.i01>
- Blanton, H., & Jaccard, J. (2006). Arbitrary metrics in psychology. *American Psychologist*, 61(1), 27-41. <https://doi.org/10.1037/0003-066X.61.1.27>

- Briggs, P., & Underwood, G. (1982). Phonological coding in good and poor readers. *Journal of Experimental Child Psychology*, 34(1), 93-112. [https://doi.org/10.1016/0022-0965\(82\)90033-9](https://doi.org/10.1016/0022-0965(82)90033-9)
- Brown, G. D., & Watson, F. L. (1987). First in, first out: Word learning age and spoken word frequency as predictors of word familiarity and word naming latency. *Memory & Cognition*, 15(3), 208-216. <https://doi.org/10.3758/bf03197718>
- Brysbaert, M., Buchmeier, M., Conrad, M., Jacobs, A. M., Bölte, J., & Böhl, A. (2011). The word frequency effect: A review of recent developments and implications for the choice of frequency estimates in German. *Experimental Psychology*, 58(5), 412-424. <https://doi.org/10.1027/1618-3169/a000123>
- Brysbaert, M., Keuleers, E., & New, B. (2011). Assessing the usefulness of Google books' word frequencies for psycholinguistic research on word processing. *Frontiers in Psychology*, 2. <https://doi.org/10.3389/fpsyg.2011.00027>
- Brysbaert, M., & New, B. (2009). Moving beyond Kučera and Francis: A critical evaluation of current word frequency norms and the introduction of a new and improved word frequency measure for American English. *Behavior Research Methods*, 41(4), 977-990. <https://doi.org/10.3758/BRM.41.4.977>
- Brysbaert, M., Stevens, M., Mander, P., & Keuleers, E. (2016). The impact of word prevalence on lexical decision times: Evidence from the Dutch Lexicon Project 2. *Journal of Experimental Psychology: Human Perception and Performance*, 42(3), 441-458. <https://doi.org/10.1037/xhp0000159>
- Brysbaert, M., Van Wijnendaele, I., & De Deyne, S. (2000). Age-of-acquisition effects in semantic processing tasks. *Acta Psychologica*, 104(2), 215-226. <http://hdl.handle.net/1854/LU-132363>

- Bürki, A., Besana, T., Degiorgi, G., Gilbert, R., & Alario, F.-X. (2019). Representation and selection of determiners with phonological variants. *Journal of Experimental Psychology. Learning, Memory, and Cognition*, 45(7), 1287-1315. <https://doi.org/10.1037/xlm0000643>
- Bürki, A., Elbuy, S., Madec, S., & Vasishth, S. (2020). What did we learn from forty years of research on semantic interference? A Bayesian meta-analysis. *Journal of Memory and Language*. <https://doi.org/10.1016/j.jml.2020.104125>
- Bürkner, P. (2018). Advanced bayesian multilevel modeling with the R Package brms. *The R Journal*, 10(1), 395–411. <https://doi.org/10.32614/RJ-2018-017>.
- Catling, J. C., Dent, K., Johnston, R. A., & Balding, R. (2010). Age of acquisition, word frequency, and picture–word interference. *The Quarterly Journal of Experimental Psychology*, 63(7), 1304-1317. <https://doi.org/10.1080/17470210903380830>
- Chen, D.-G., & Peace, K. (2013). *Applied Meta-Analysis with R*. Biostatistics Faculty Bookshelf, 1-342. <https://digitalcommons.georgiasouthern.edu/biostat-facbookshelf/4>
- Chumbley, J. I., & Balota, D. A. (1984). A word’s meaning affects the decision in lexical decision. *Memory & Cognition*, 12(6), 590-606. <https://doi.org/10.3758/BF03213348>
- Coltheart, V., Laxon, V. J., & Keating, C. (1988). Effects of word imageability and age of acquisition on children’s reading. *British Journal of Psychology*, 79(1), 1-12. <https://doi.org/10.1111/j.2044-8295.1988.tb02270.x>
- Cuetos, F., Glez-Nosti, M., Barbón, A., & Brysbaert, M. (2011). SUBTLEX-ESP: Spanish word frequencies based on film subtitles. *Psicológica*, 32(2), 133–143.
- Cutler, A. (1981). Making up materials is a confounded nuisance, or: Will we able to run any psycholinguistic experiments at all in 1990? *Cognition*, 10(1), 65–70. [https://doi.org/10.1016/0010-0277\(81\)90026-3](https://doi.org/10.1016/0010-0277(81)90026-3)

- Damian, M. F., & Martin, R. C. (1999). Semantic and phonological codes interact in single word production. *Journal of Experimental Psychology. Learning, Memory, and Cognition*, 25(2), 345-361. <https://doi.org/10.1037/0278-7393.25.2.345>
- Damian, M. F., & Bowers, J. S. (2003). Locus of semantic interference in picture-word interference tasks. *Psychonomic Bulletin & Review*, 10(1), 111-117. <https://doi.org/10.3758/BF03196474>
- Damian, M. F., & Spalek, K. (2014). Processing different kinds of semantic relations in picture-word interference with non-masked and masked distractors. *Frontiers in Psychology*, 5. <https://doi.org/10.3389/fpsyg.2014.01183>
- de Zubizaray, G. I., Hansen, S., & McMahon, K. L. (2013). Differential processing of thematic and categorical conceptual relations in spoken word production. *Journal of Experimental Psychology. General*, 142(1), 131-142. <https://doi.org/10.1037/a0028717>
- de Zubizaray, G. I., Miozzo, M., Johnson, K., Schiller, N. O., & McMahon, K. L. (2012). Independent distractor frequency and age-of-acquisition effects in picture-word interference: fMRI evidence for post-lexical and lexical accounts according to distractor type. *Journal of Cognitive Neuroscience*, 24(2), 482-495. https://doi.org/10.1162/jocn_a_00141
- Dhooge, E., De Baene, W., & Hartsuiker, R. J. (2013). A late locus of the distractor frequency effect in picture-word interference: Evidence from event-related potentials. *Brain and Language*, 124(3), 232-237. <https://doi.org/10.1016/j.bandl.2012.12.005>
- Dhooge, E., & Hartsuiker, R. J. (2010). The distractor frequency effect in picture-word interference: Evidence for response exclusion. *Journal of Experimental Psychology. Learning, Memory, and Cognition*, 36(4), 878-891. <https://doi.org/10.1037/a0019128>
- Ellis, A. W., & Lambon Ralph, M. A. (2000). Age of acquisition effects in adult lexical processing reflect loss of plasticity in maturing systems: Insights from connectionist networks. *Journal of*

- Experimental Psychology. Learning, Memory, and Cognition, 26(5), 1103-1123.
<https://doi.org/10.1037//0278-7393.26.5.1103>
- Ellis, A. W., & Morrison, C. M. (1998). Real age-of-acquisition effects in lexical retrieval. *Journal of Experimental Psychology. Learning, Memory, and Cognition*, 24(2), 515-523.
<https://doi.org/10.1037/0278-7393.24.2.515>
- Ferrand, L., Méot, A., Spinelli, E., New, B., Pallier, C., Bonin, P., Dufau, S., Mathôt, S., & Grainger, J. (2018). MEGALEX: A megastudy of visual and auditory word recognition. *Behavior Research Methods*, 50(3), 1285-1307. <https://doi.org/10.3758/s13428-017-0943-1>
- Finkbeiner, M., & Caramazza, A. (2006). Now you see it, now you don't: On turning semantic interference into facilitation in a Stroop-like task. *Cortex*, 42(6), 790-796.
[https://doi.org/10.1016/S0010-9452\(08\)70419-2](https://doi.org/10.1016/S0010-9452(08)70419-2)
- Finocchiaro, C., & Navarrete, E. (2013). About the locus of the distractor frequency effect: Evidence from the production of clitic pronouns. *Journal of Cognitive Psychology*, 25(7), 861-872.
<https://doi.org/10.1080/20445911.2013.832254>
- Forster, K. I., & Chambers, S. M. (1973). Lexical access and naming time. *Journal of Verbal Learning & Verbal Behavior*, 12(6), 627-635. [https://doi.org/10.1016/S0022-5371\(73\)80042-8](https://doi.org/10.1016/S0022-5371(73)80042-8)
- Foucart, A., Branigan, H. P., & Bard, E. G. (2010). Determiner selection in Romance languages: Evidence from French. *Journal of Experimental Psychology. Learning, Memory, and Cognition*, 36(6), 1414-1421. <https://doi.org/10.1037/a0020432>
- Gauvin, H. S., Jonen, M. K., Choi, J., McMahon, K., & Zubicaray, G. I. de. (2018). No lexical competition without priming: Evidence from the picture–word interference paradigm. *Quarterly Journal of Experimental Psychology*. <https://doi.org/10.1177/1747021817747266>

- Gelman, A., & Carlin, J. (2014). Beyond power calculations: Assessing Type S (Sign) and Type M (Magnitude) errors. *Perspectives on Psychological Science: A Journal of the Association for Psychological Science*, 9(6), 641-651. <https://doi.org/10.1177/1745691614551642>
- Geng, J., Schnur, T. T., & Janssen, N. (2014). Relative speed of processing affects interference in Stroop and picture–word interference paradigms: Evidence from the distractor frequency effect. *Language, Cognition and Neuroscience*, 29(9), 1100-1114.
<https://doi.org/10.1080/01690965.2013.846473>
- Glaser, W. R., & Dündelhoff, F.-J. (1984). The time course of picture-word interference. *Journal of Experimental Psychology: Human Perception and Performance*, 10(5), 640-654.
<https://doi.org/10.1037/0096-1523.10.5.640>
- Goslin, J., Galluzzi, C., & Romani, C. (2014). PhonItalia: A phonological lexicon for Italian. *Behavior Research Methods*, 46(3), 872-886. <https://doi.org/10.3758/s13428-013-0400-8>
- Grainger, J., & Jacobs, A. M. (1996). Orthographic processing in visual word recognition: A multiple read-out model. *Psychological Review*, 103(3), 518–565. <https://doi.org/10.1037/0033-295X.103.3.518>
- Hair Jr., J. F., Black, W. C., Babin, B. J., & Anderson, R. E. (2010) *Multivariate Data Analysis: A Global Perspective*. 7th Edition, Pearson Education, Upper Saddle River.
- Hartendorp, M. O., Van der Stigchel, S., & Postma, A. (2013). To what extent do we process the nondominant object in a morphed figure? Evidence from a picture–word interference task. *Journal of Cognitive Psychology*, 25(7), 843–860.
<https://doi.org/10.1080/20445911.2013.832197>
- Hartsuiker, R. J., & Moors, A. (2017). On the automaticity of language processing. In H.-J. Schmid (Ed.), *Language and the human lifespan series. Entrenchment and the psychology of language*

- learning: How we reorganize and adapt linguistic knowledge (*p.* 201–225). American Psychological Association; De Gruyter Mouton. <https://doi.org/10.1037/15969-010>
- la Heij, W., Dirkx, J., & Kramer, P. (1990). Categorical interference and associative priming in picture naming. *British Journal of Psychology*, 81(4), 511-525. <https://doi.org/10.1111/j.2044-8295.1990.tb02376.x>
- Heuven, W. J. B. van, Mandera, P., Keuleers, E., & Brysbaert, M. (2014). SUBTLEX-UK: A new and improved word frequency database for British English. *The Quarterly Journal of Experimental Psychology*, 67(6), 1176-1190. <https://doi.org/10.1080/17470218.2013.850521>
- Hutson, J., & Damian, M. F. (2014). Semantic gradients in picture-word interference tasks: Is the size of interference effects affected by the degree of semantic overlap? *Frontiers in Psychology*, 5. <https://doi.org/10.3389/fpsyg.2014.00872>
- Janssen, N., Schirm, W., Mahon, B. Z., & Caramazza, A. (2008). Semantic interference in a delayed naming task: Evidence for the response exclusion hypothesis. *Journal of Experimental Psychology: Learning, Memory, and Cognition*, 34(1), 249-256. <https://doi.org/10.1037/0278-7393.34.1.249>
- Jescheniak, J. D., & Levelt, W. J. M. (1994). Word frequency effects in speech production: Retrieval of syntactic information and of phonological form. *Journal of Experimental Psychology: Learning, Memory, and Cognition*, 20(4), 824-843. <https://doi.org/10.1037/0278-7393.20.4.824>
- Jongman, S. R., Roelofs, A., & Meyer, A. S. (2015). Sustained attention in language production: An individual differences investigation. *The Quarterly Journal of Experimental Psychology*, 68(4), 710-730. <https://doi.org/10.1080/17470218.2014.964736>
- Keuleers, E. (2013). Vwr (R package). Useful functions for visual word recognition research (<https://www.rdocumentation.org/packages/vwr/versions/0.3.0>)

- Keuleers, E., Brysbaert, M., & New, B. (2010). SUBTLEX-NL: A new measure for Dutch word frequency based on film subtitles. *Behavior Research Methods*, 42(3), 643-650.
<https://doi.org/10.3758/BRM.42.3.643>
- Levelt, W. J., Roelofs, A., & Meyer, A. S. (1999). A theory of lexical access in speech production. *The Behavioral and Brain Sciences*, 22(1), 1-38; discussion 38-75.
- Mädebach, A., Oppermann, F., Hantsch, A., Curda, C., & Jescheniak, J. D. (2011). Is there semantic interference in delayed naming? *Journal of Experimental Psychology: Learning, Memory, and Cognition*, 37(2), 522-538. <https://doi.org/10.1037/a0021970>
- Mahon, B. Z., Costa, A., Peterson, R., Vargas, K. A., & Caramazza, A. (2007). Lexical selection is not by competition: A reinterpretation of semantic interference and facilitation effects in the picture-word interference paradigm. *Journal of Experimental Psychology: Learning, Memory, and Cognition*, 33(3), 503-535. <https://doi.org/10.1037/0278-7393.33.3.503>
- McClelland, J. L., & Rumelhart, D. E. (1981). An interactive activation model of context effects in letter perception: I. An account of basic findings. *Psychological Review*, 88(5), 375-407.
<https://doi.org/10.1037/0033-295X.88.5.375>
- Menenti, L., & Burani, C. (2007). What causes the effect of age of acquisition in lexical processing? *The Quarterly Journal of Experimental Psychology*, 60(5), 652-660.
<https://doi.org/10.1080/17470210601100126>
- Meyer, A. S. (1996). Lexical access in phrase and sentence production: Results from Picture-Word Interference experiments. *Journal of Memory and Language*, 35(4), 477-496.
<https://doi.org/10.1006/jmla.1996.0026>
- Meyer, A., Wheeldon, L., & Krott, A. (2007). *Automaticity and control in language processing*. Psychology Press.

- Michel Lange, V., & Laganaro, M. (2014). Inter-subject variability modulates phonological advance planning in the production of adjective-noun phrases. *Frontiers in Language Sciences*, 5, 43. <https://doi.org/10.3389/fpsyg.2014.00043>
- Miozzo, M., & Caramazza, A. (2003). When more is less: A counterintuitive effect of distractor frequency in the picture-word interference paradigm. *Journal of Experimental Psychology. General*, 132(2), 228-252.
- Morrison, C. M., & Ellis, A. W. (1995). Roles of word frequency and age of acquisition in word naming and lexical decision. *Journal of Experimental Psychology: Learning, Memory, and Cognition*, 21(1), 116-133. <https://doi.org/10.1037/0278-7393.21.1.116>
- Mousikou, P., & Rastle, K. (2015). Lexical frequency effects on articulation: A comparison of picture naming and reading aloud. *Frontiers in Psychology*, 6. <https://doi.org/10.3389/fpsyg.2015.01571>
- New, B., Brysbaert, M., Veronis, J., & Pallier, C. (2007). The use of film subtitles to estimate word frequencies. *Applied Psycholinguistics*, 28(4), 661-677. <https://doi.org/10.1017/S014271640707035X>
- New, B., Pallier, C., Brysbaert, M., & Ferrand, L. (2004). Lexique 2: A new French lexical database. *Behavior Research Methods, Instruments, & Computers*, 36(3), 516-524. <https://doi.org/10.3758/BF03195598>
- Oldfield, R. C., & Wingfield, A. (1965). Response latencies in naming objects. *Quarterly Journal of Experimental Psychology*, 17(4), 273-281. <https://doi.org/10.1080/17470216508416445>
- Piai, V., Roelofs, A., Jensen, O., Schoffelen, J.-M., & Bonnefond, M. (2014). Distinct patterns of brain activity characterise lexical activation and competition in spoken word production. *PLOS ONE*, 9(2), e88674. <https://doi.org/10.1371/journal.pone.0088674>

- Piai, V., Roelofs, A., & Schriefers, H. (2012). Distractor strength and selective attention in picture-naming performance. *Memory & Cognition*, 40(4), 614-627. <https://doi.org/10.3758/s13421-011-0171-3>
- Piantadosi, S. T. (2014). Zipf's word frequency law in natural language: A critical review and future directions. *Psychonomic Bulletin & Review*, 21(5), 1112-1130. <https://doi.org/10.3758/s13423-014-0585-6>
- Posnansky, C. J., & Rayner, K. (1977). Visual-feature and response components in a picture-word interference task with beginning and skilled readers. *Journal of Experimental Child Psychology*, 24(3), 440-460. [https://doi.org/10.1016/0022-0965\(77\)90090-X](https://doi.org/10.1016/0022-0965(77)90090-X)
- R Core Team (2018). R: A language and environment for statistical computing. R Foundation for Statistical Computing, Vienna, Austria. <https://www.R-project.org/>
- Rayner, K., & Posnansky, C. (1978). Stages of processing in word identification. *Journal of Experimental Psychology: General*, 107(1), 64-80. <https://doi.org/10.1037/0096-3445.107.1.64>
- Riès, S. K., Fraser, D., McMahon, K. L., & de Zubicaray, G. I. (2015). Early and late electrophysiological effects of distractor frequency in picture naming: Reconciling input and output accounts. *Journal of Cognitive Neuroscience*, 27(10), 1936-1947. https://doi.org/10.1162/jocn_a_00831
- Rizio, A. A., Moyer, K. J., & Diaz, M. T. (2017). Neural evidence for phonologically based language production deficits in older adults: An fMRI investigation of age-related differences in picture-word interference. *Brain and Behavior*, 7(4), e00660. <https://doi.org/10.1002/brb3.660>
- Rodríguez-Ferreiro, J., Davies, R., & Cuetos, F. (2014). Semantic domain and grammatical class effects in the picture-word interference paradigm. *Language, Cognition and Neuroscience*, 29(1), 125-135. <https://doi.org/10.1080/01690965.2013.788195>
- Roelofs, A. (1992). A spreading-activation theory of lemma retrieval in speaking. *Cognition*, 42(1-3), 107-142. [https://doi.org/10.1016/0010-0277\(92\)90041-f](https://doi.org/10.1016/0010-0277(92)90041-f)

- Roelofs, A. (2003). Goal-referenced selection of verbal action: Modeling attentional control in the Stroop task. *Psychological Review*, 110(1), 88-125. <https://doi.org/10.1037/0033-295x.110.1.88>
- Roelofs, A. (2008). Tracing attention and the activation flow of spoken word planning using eye movements. *Journal of Experimental Psychology. Learning, Memory, and Cognition*, 34(2), 353-368. <https://doi.org/10.1037/0278-7393.34.2.353>
- Roelofs, A., Piai, V., & Schriefers, H. (2011). Selective attention and distractor frequency in naming performance: Comment on Dhooge and Hartsuiker (2010). *Journal of Experimental Psychology. Learning, Memory, and Cognition*, 37(4), 1032-1038. <https://doi.org/10.1037/a0023328>
- Sailor, K., Brooks, P. J., Bruening, P. R., Seiger-Gardner, L., & Guterman, M. (2009). Exploring the time course of semantic interference and associative priming in the picture–word interference task: *Quarterly Journal of Experimental Psychology*. <https://doi.org/10.1080/17470210802254383>
- Sassenhagen, J., & Alday, P. M. (2016). A common misapplication of statistical inference: Nuisance control with null-hypothesis significance tests. *Brain and Language*, 162, 42-45. <https://doi.org/10.1016/j.bandl.2016.08.001>
- Scaltritti, M., Navarrete, E., & Peressotti, F. (2015). Distributional analyses in the picture–word interference paradigm: Exploring the semantic interference and the distractor frequency effects. *The Quarterly Journal of Experimental Psychology*, 68(7), 1348-1369. <https://doi.org/10.1080/17470218.2014.981196>
- Schriefers, H., Meyer, A. S., & Levelt, W. J. M. (1990). Exploring the time course of lexical access in language production: Picture-word interference studies. *Journal of Memory and Language*, 29(1), 86-102. [https://doi.org/10.1016/0749-596X\(90\)90011-N](https://doi.org/10.1016/0749-596X(90)90011-N)
- Schuster, S., Hawelka, S., Hutzler, F., Kronbichler, M., & Richlan, F. (2016). Words in context: The effects of length, frequency, and predictability on brain responses during natural reading. *Cerebral Cortex*, 26(10), 3889-3904. <https://doi.org/10.1093/cercor/bhw184>

- Shao, Z., Roelofs, A., Martin, R. C., & Meyer, A. S. (2015). Selective inhibition and naming performance in semantic blocking, picture-word interference, and color–word Stroop tasks. *Journal of Experimental Psychology: Learning, Memory, and Cognition*, 41(6), 1806-1820. <https://doi.org/10.1037/a0039363>
- Starreveld, P. A., Heij, W. L., & Verdonschot, R. (2013). Time course analysis of the effects of distractor frequency and categorical relatedness in picture naming: An evaluation of the response exclusion account. *Language and Cognitive Processes*, 28(5), 633-654. <https://doi.org/10.1080/01690965.2011.608026>
- Starreveld, P. A., & La Heij, W. (1996). Time-course analysis of semantic and orthographic context effects in picture naming. *Journal of Experimental Psychology: Learning, Memory, and Cognition*, 22(4), 896-918. <https://doi.org/10.1037/0278-7393.22.4.896>
- Stroop, J. R. (1935). Studies of interference in serial verbal reactions. *Journal of experimental psychology*. <https://doi.org/10.1037/h0054651>
- Sutton, A. J., & Abrams, K. R. (2001). Bayesian methods in meta-analysis and evidence synthesis. *Statistical Methods in Medical Research*, 10(4), 277–303. <https://doi.org/10.1177/096228020101000404>
- Townsend, J. T. (1971). A note on the identifiability of parallel and serial processes. *Perception & Psychophysics*, 10(3), 161-163. <https://doi.org/10.3758/BF03205778>
- Underwood, G., & Briggs, P. (1984). The development of word recognition processes. *British Journal of Psychology*, 75(2), 243-255. <https://doi.org/10.1111/j.2044-8295.1984.tb01896.x>
- Vieth, H. E., McMahon, K. L., & de Zubizaray, G. I. (2014). The roles of shared vs. distinctive conceptual features in lexical access. *Frontiers in Psychology*, 5. <https://doi.org/10.3389/fpsyg.2014.01014>

White, K. K., Abrams, L., LaBat, L. R., & Rhynes, A. M. (2016). Competing influences of emotion and phonology during picture-word interference. *Language, Cognition and Neuroscience*, 31(2), 265-283. <https://doi.org/10.1080/23273798.2015.1101144>

Yarkoni, T., Balota, D. & Yap, M. (2008). Moving beyond Coltheart's *N*: A new measure of orthographic similarity. *Psychonomic Bulletin & Review*, 15, 971–979. <https://doi.org/10.3758/PBR.15.5.971>

Appendix 1. Datasets included in meta-analyses

Study ID (graphs)	Experiment n° in paper	Reference
Mädebach 2011 Exp. 2	Experiment 2	Mädebach et al. (2011)
Mädebach 2011 Exp. 4	Experiment 4	
Mädebach 2011 Exp. 5a	Experiment 5a	
Mädebach 2011 Exp. 6	Experiment 6	
Janssen 2008 Exp. 1a	Experiment 1a	Janssen et al. (2008)
Janssen 2008 Exp. 2a	Experiment 2a	
Python unpublished	-	-
Scaltritti 2015 Exp. 1	Experiment 1	Scaltritti et al. (2015)
Scaltritti 2015 Exp. 3	Experiment 3	
Piai unpublished	-	-
Damian 2014	-	Damian & Spalek (2014)
Gauvin 2018 Exp. 1 Familiarisation	Experiment 1	Gauvin et al. (2018)
Gauvin 2018 Exp. 1 No familiarization	Experiment 1	
Gauvin 2018 Exp. 2 Familiarisation	Experiment 2	
Gauvin 2018 Exp. 2 No familiarization	Experiment 2	
Damian 2003 SOA-100	-	Damian & Bowers (2003)
Damian 2003 SOA0	-	
Damian 2003 SOA100	-	
Piai 2012 Exp. 1	Experiment 1	Piai et al. (2012)
Piai 2012 Exp. 2	Experiment 2	
Piai 2014	-	Piai et al. (2014)
Vieth 2014 SOA-160	-	Vieth et al. (2014)
Vieth 2014 SOA 0	-	

Hartendorp 2013 Exp. 1	Experiment 1	Hartendorp et al. (2013)
Hartendorp 2013 Exp. 2	Experiment 2	
Hutson 2014 Exp. 1	Experiment 1	Hutson & Damian, (2014)
Hutson 2014 Exp. 2	Experiment 2	
Roelofs 2008 Exp. 3	Experiment 3	Roelofs (2008)
vanRijn unpublished	-	-
Rodriguez 2014	-	Rodríguez-Ferreiro et al. (2014)
Sailor 2009 Exp.1 SOA-150	Experiment 1	Sailor et al. (2009)
Sailor 2009 Exp.1 SOA150	Experiment 1	
Sailor 2009 Exp.2 SOA0	Experiment 2	
Finocchiaro 2013 Exp. 1	Experiment 1	Finocchiaro & Navarrete (2013)
deZubicaray 2013	-	de Zubicaray et al. (2013)

Appendix 2. Sensitivity analyses. The tables display the meta-analytic estimates and 95% Credible Intervals with different priors: (1) normal distribution with a mean of zero and a standard deviation of 100 (our default prior), (2) a normal distribution with a mean of zero and a standard deviation of 200, (3) a uniform distribution bounded between -200 and 200, and (4) a normal distribution with a mean of zero and a standard deviation of 20.

Table A.1. Effect of distractor frequency

<i>Prior</i>	<i>Estimate</i>	<i>CrI (95%)</i>
Normal (0,100)	-3.94	[-6.21 , -1.78]
Normal (0,200)	-4.02	[-6.31 , -1.89]
Uniform (-200,200)	-4.01	[-6.41 , -1.87]
Normal (0,20)	-4.05	[-6.39 , -1.80]

Table A.2. Effect of distractor length

<i>Prior</i>	<i>Estimate</i>	<i>CrI (95%)</i>
Normal (0,100)	3.29	[1.54 , 5.01]
Normal (0,200)	3.26	[1.60 , 5.01]
Uniform (-200,200)	3.28	[1.54 , 4.98]
Normal (0,20)	3.25	[1.59 , 4.90]

Table A.3. Effect of distractor orthographic Levensthein distance (OLD20)

<i>Prior</i>	<i>Estimate</i>	<i>CrI (95%)</i>
Normal (0,100)	11.18	[6.55 , 15.92]
Normal (0,200)	11.22	[6.64 , 16.01]
Uniform (-200,200)	11.16	[6.41 , 15.62]
Normal (0,20)	11.03	[6.65 , 15.51]

Table A.4. Effect of target word frequency

<i>Prior</i>	<i>Estimate</i>	<i>CrI (95%)</i>
Normal (0,100)	-6.96	[-9.37 , -4.78]
Normal (0,200)	-6.92	[-9.43 , -4.76]
Uniform (-200,200)	-6.97	[-9.55 , -4.74]
Normal (0,20)	-6.92	[-9.48 , -4.75]

Table A.5. Interaction between target word frequency and distractor frequency (linear)

<i>Prior</i>	<i>Estimate</i>	<i>CrI (95%)</i>
Normal (0,100)	1.64	[0.32 , 3.13]
Normal (0,200)	1.68	[0.32 , 3.11]
Uniform (-200,200)	1.69	[0.37 , 3.16]
Normal (0,20)	1.66	[0.36 , 3.15]

Table A.6. Interaction between target word frequency and distractor frequency (quadratic)

<i>Prior</i>	<i>Estimate</i>	<i>CrI (95%)</i>
Normal (0,100)	-31.45	[-174.94 , 112.72]
Normal (0,200)	-52.53	[-234.95, 133.43]
Uniform (-200,200)	-49.24	[-188.40, 137.92]
Normal (0,20)	-2.56	[-39.99, 35.47]

Appendix 3. Forest plot, meta-analysis of the main effect of Orthographic Levensthein Distance




Figure A.1. Summary of the random-effects meta-analysis modeling the effect of distractor orthographic neighborhood distance on naming times. For each study, the figure displays the mean and posterior estimate (mean and 95% credible interval). A positive value means that distractors with a greater OLD20 value (fewer neighbors) result in longer naming latencies for the picture. The black vertical line represents the grand mean (i.e., the meta-analytic effect) and the dashed vertical lines delimit the 95% credible interval of that estimate.

Appendix 4. Forest plot, meta-analysis of the main effect of Target word frequency




Figure A.2. Summary of the random-effects meta-analysis modeling the effect of target word frequency on naming times. For each study, the figure displays the mean and posterior estimate (mean and 95% credible interval). A negative value means that distractors with a greater frequency value result in shorter naming latencies for the picture. The black vertical line represents the grand mean (i.e., the meta-analytic effect) and the dashed vertical lines delimit the 95% credible interval of that estimate.

Appendix 5. Forest plot, meta-analysis of the interaction between Distractor frequency (linear term) and Target word frequency

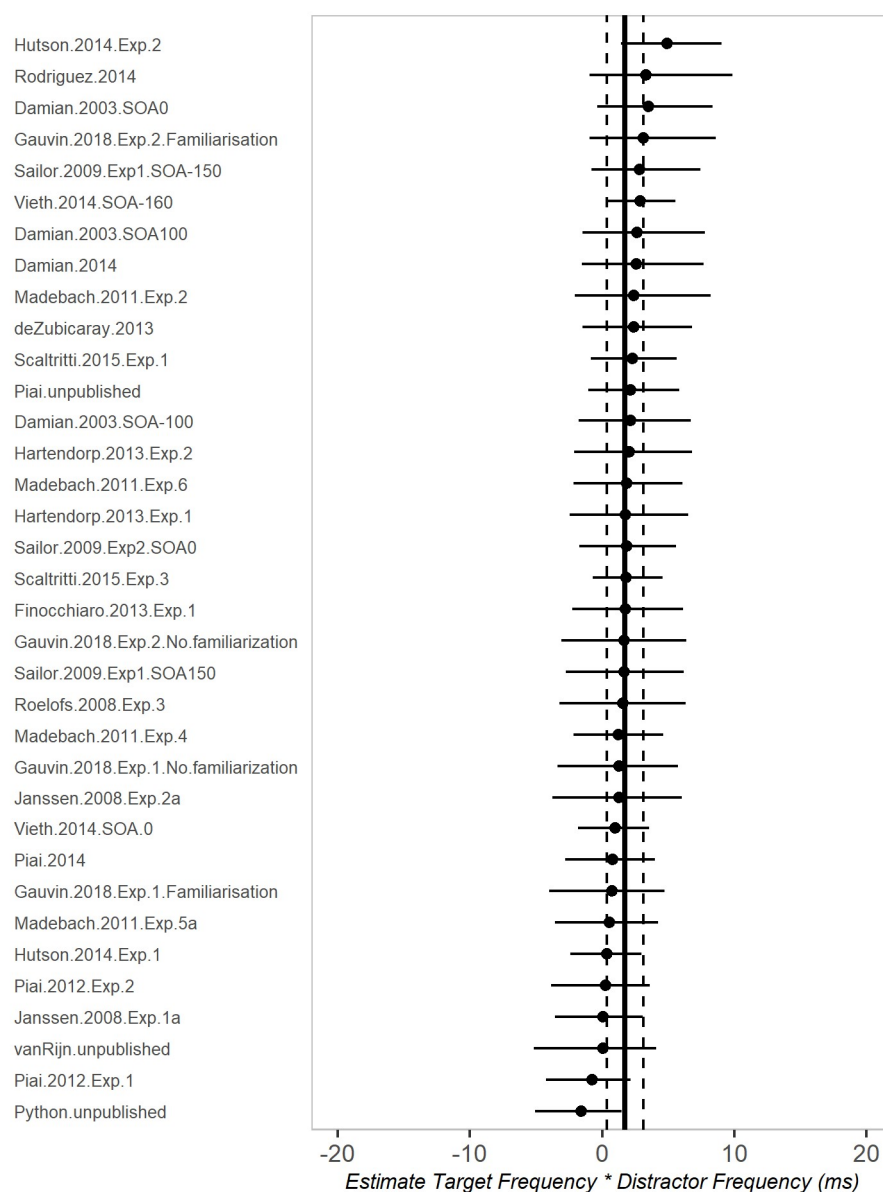


Figure A.3. Summary of the random-effects meta-analysis modeling the interaction between target word frequency and distractor word frequency on naming times. For each study, the figure displays the mean and posterior estimate (mean and 95% credible interval). A positive value means that target words with a higher frequency value show less of a facilitative effect of distractor frequency. The black vertical line represents the

grand mean (i.e., the meta-analytic effect) and the dashed vertical lines delimit the 95% credible interval of that estimate.

Appendix 6. Forest plot, meta-analysis of the interaction between Distractor frequency (quadratic term) and Target word frequency

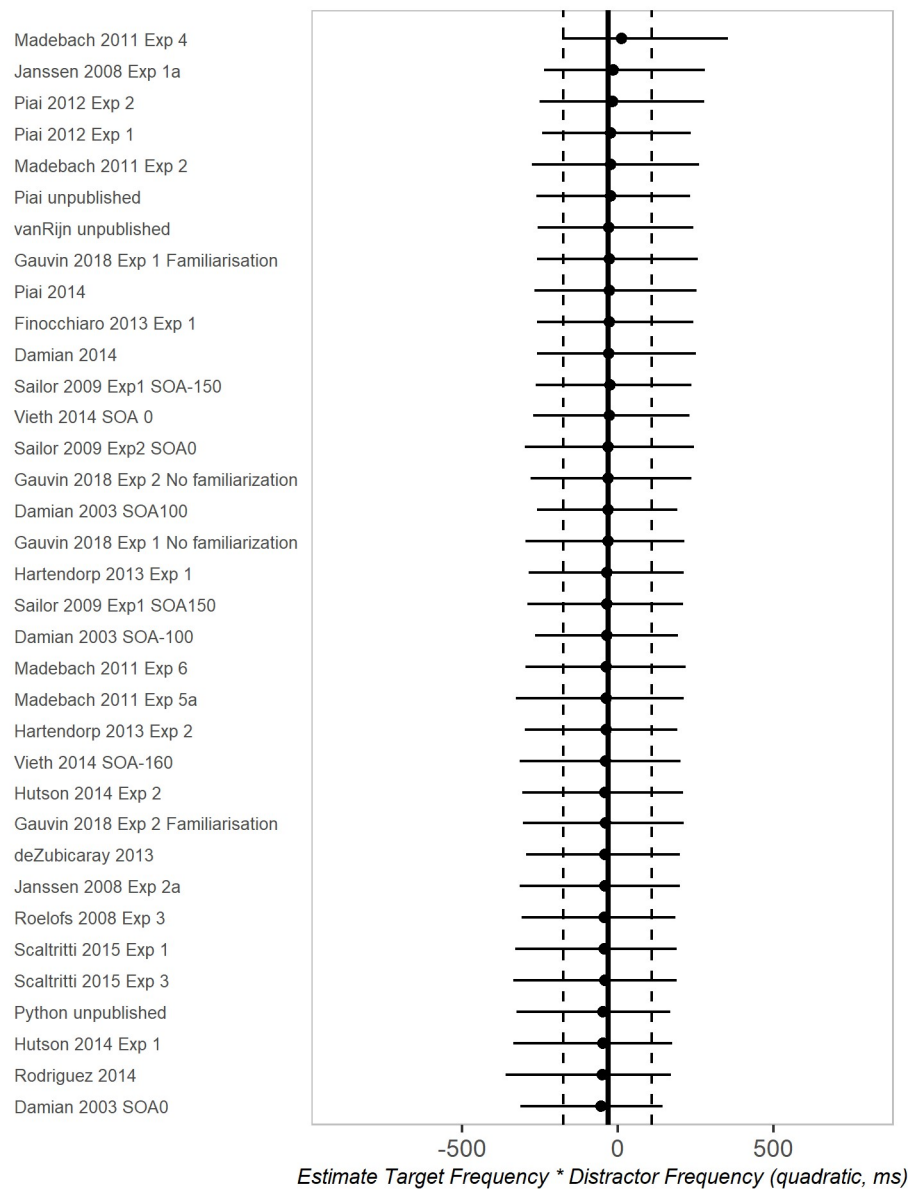


Figure A.4. Summary of the random-effects meta-analysis modeling the interaction between target word frequency and distractor word frequency (quadratic term) on naming times. For each study, the figure displays the mean and posterior estimate (mean and 95% credible interval). The black vertical line represents the grand mean (i.e., the meta-analytic effect) and the dashed vertical lines delimit the 95% credible interval of that estimate.

