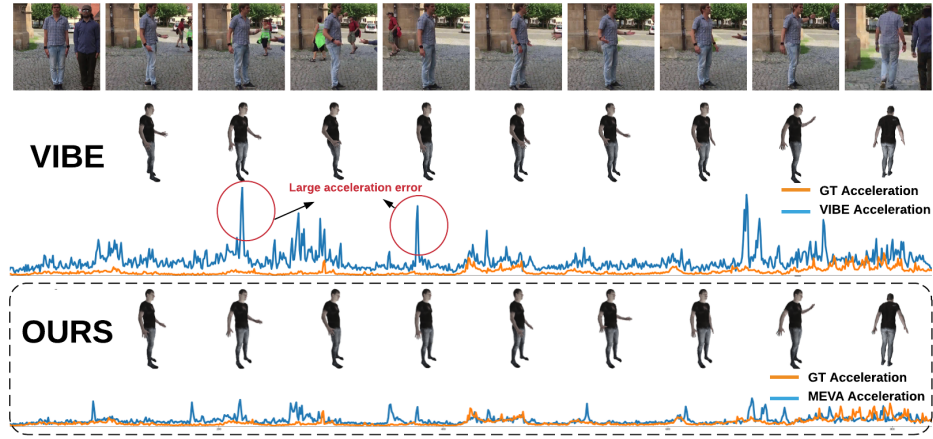


# 3D Human Motion Estimation via Motion Compression and Refinement

Zhengyi Luo, S. Alireza Golestaneh, and Kris M. Kitani

Carnegie Mellon University, Pittsburgh, PA 15213, USA  
 {zluo2,sgolesta,kkitani}@cs.cmu.edu



**Fig. 1.** Given an in-the-wild video, state-of-the-art methods (*e.g.*, VIBE [1]) can achieve high per joint accuracy, but also suffers from high acceleration error. To tackle this, we develop a two stage motion estimation method, *MEVA*, that is able to produce both accurate and smooth human motion.

**Abstract.** We develop a technique for generating smooth and accurate 3D human pose and motion estimates from RGB video sequences. Our technique, which we call **M**otion **E**stimation via **V**ariational **A**utoencoder (*MEVA*), decomposes a temporal sequence of human motion into a smooth motion representation using auto-encoder-based motion compression and a residual representation learned through motion refinement. This two-step encoding of human motion captures human motion in two stages: a general human motions estimation step that captures the coarse overall motion, and a residual estimation that adds back person-specific motion details. Experiments show that our method produces both smooth and accurate 3D human pose and motion estimates.

## 1 Introduction

Estimating the 3D pose sequence of a person from a single video requires a computational model that can extract the underlying kinematics of human motion

while also preserving motions that are unique to the person being captured. Since people share a similar body structure (*e.g.*, same number of joints) and similar physical constraints (*e.g.*, joint limitations), it is possible to learn a generalized kinematic model that can be matched against the image to infer the general motion of a person. However, since generalized models of motion can also fail to model person-specific motions, it may also be necessary to ‘add back in’ or refine the general motion estimates using image evidence. In this work, we present a two stage 3D motion estimation method that first extracts coarse kinematic sequences of a person in a video and then refines that sequence to produce a more accurate 3D motion estimate. We show that by decomposing the inference process into (1) a general model of motion and (2) a person-specific model of motion, we are able to obtain estimation results that are more accurate and smooth.

Over the past years, significant progress had been made on improving the accuracy of 3D human pose estimation. Impressive results have been obtained through human mesh recovery from single images [2,3,4,5,6] and videos [7,1,8,9]. The main metric used to evaluate these methods is the Mean Per Joint Position Error (MPJPE), which measures performance in terms of relative joint positions computed for each image frame of a video. However, less emphasis was given to the temporal smoothness of the estimated motion. Optimizing for this metric, the tendency is to generate pose estimates that ‘jitter’ near the true pose. This is expected as the MPJPE only penalizes for spatial errors and is not designed to account for temporal consistency. As the methods for 3D pose estimation have improved in recent years, the ‘jitter’ has become less pronounced, especially when applied to dynamic scenes with vibrant moving backgrounds and camera motion. However, by rendering the estimated 3D pose of state-of-the-art methods on a plain background the ‘jitter’ can still be observed, resulting in an overall unnatural motion estimation.

The issue of temporal smoothness is a known problem and has been addressed in part by prior work. Large-scale motion datasets such as Archive of Motion Capture as Surface Shapes (AMAAS) [10]) and adversarial loss have enabled methods to improve both pose accuracy and temporal smoothness [1,7]. Other methods have been developed to enforce temporal smoothness [2] by letting the model predict frame ordering. However, using prior knowledge only in the loss function, it is hard to find the balance between smoothness and accuracy.

In this work, we argue that striking such balance between smoothness and accuracy can be done through an explicit breakdown of coarse and fine motion. First, we learn a coarse motion model by observing a large dataset of human motion—since human motion is typically smooth (*e.g.*, we usually do not shake as we walk), if one were to fit a model to a large set of human motions, most of the data would lie in a sub-space in which motions are smooth. This implies that if we were to compress human motion data, it should learn a latent sub-space in which motions are inherently smooth and coarse. Using this latent space as regression target, we can directly infer coarse human motion from input videos. The problem of using a such human motion sub-space, of course, is that rare

motions (*e.g.*, sudden motions) are removed from the motion data. In order to retain such motion, we also argue that producing the final 3D motion estimate can be treated as a refinement step to "add back" the fine details to the coarse motion sequence.

To validate our arguments, we propose a two stage 3D human motion estimation method that first estimates a coarse human pose sequence through data compression using a Variational Autoencoder (VAE), which we call the Variational Motion Estimator (VME). Then we take the output of the VME and refine the pose estimate using the image evidence with a pose regressor, which we call the Motion Refinement Regressor (MRR).

In summary, we propose a video-based 3D human motion estimation method that focuses on producing smooth and accurate human motion sequences. Our main contributions are as follows: (1) we propose a two stage motion estimation method for ensuring temporal smoothness and accurate pose estimates; (2) we describe a technique to learn a robust Variational Autoencoder through the use of data augmentation, that can serve as a latent human motion sub-space for estimating coarse 3D human motion from video; (3) we demonstrate state-of-the-art pose/motion estimation performance on challenging in-the-wild dataset such as 3DPW [11], reducing acceleration error by 54.3% while achieving state-of-the-art MPJPE results.

## 2 Related Works

In this section, we will first review the relevant work in human shape and pose recovery from single image and videos—human motion recovery can be treated as a subset of human pose estimation, as human motion is a sequence of human poses. Then we will review how existing methods use human motion as a prior and how popular methods map motion sequences to a low dimensional space.

### 2.1 Recovering 3D human pose and shape from a single image

Here we focus on model-based methods that jointly recover human shape and pose. We choose to use a parametric 3D human body model [12,13,14] since it can be easily turned into 3D human mesh that are usable for down stream tasks such as animation. Directly fitting a parametric 3D human body to image input has gained substantial traction over the years, morphing from methods that requires silhouette or human input [15,16,17,18,19], to ones that can directly fit model parameters to 2D joint positions [20], and to ones that can directly estimate shape and pose from images [8,21,22,12,23,24,3]. Due to the lack of ground truth 3D labels, these methods use a weakly supervised approach to fit 3D human body to 2D joint positions [8,23,24], body part segmentation [21,25], or dense pixel correspondence [6]. Though these methods achieve amazing result, their extracted motions tend to be unstable due to the lack of temporal information.

### 2.2 Recovering 3D human pose and shape from video

Using temporal information to aid 3D human pose estimation is a natural extension of single frame methods. [9,26,27,28] focus on "lifting" predicted joint

positions from 2D to 3D, and uses LSTM [9], Temporal Convolution [26], and fully connected layers [27] to exploit temporal information. [29,30], on the other hand, predict 3D joint positions directly from images and uses a temporal filter to come up with a motion sequence. For methods that jointly recover shape and pose. HMMR [7], Sun *et al.* [2] and VIBE [1] are the best performing models that exploit temporal information. HMMR [7] proposes to enforce temporal consistency by letting the model predict future and past frames of motions. Sun *et al.* [2] learns temporal information by predicting the ordering to shuffled frames. VIBE [1] utilizes temporal information by employing a Gated Recurrent Unit (GRU) to convert input frames of features into a sequence of temporally correlated latent features.

### 2.3 Human Pose and Motion Prior

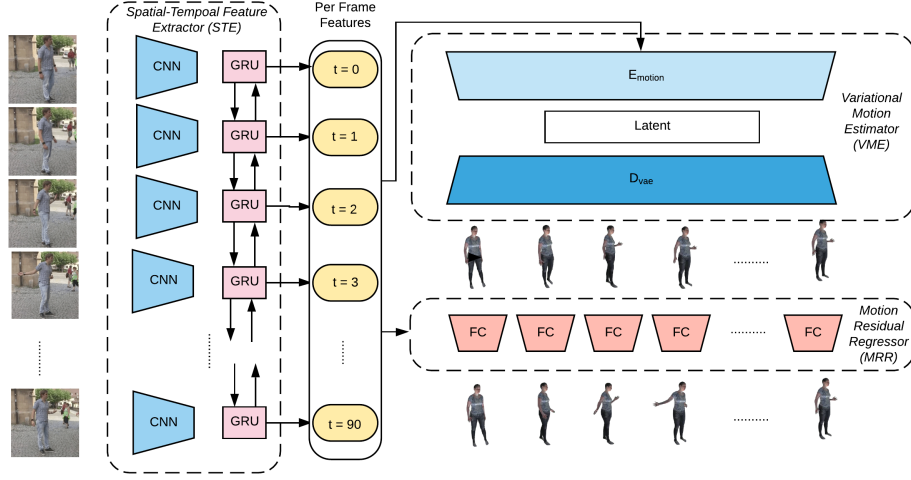
Using pre-recorded human motion sequences as a prior has also been explored in various tasks related to human motion. Earlier work like [31] tries to quantify unnaturalness in animated human motion by statistically analyzing existing motion capture (MoCap) sequences, and [32,33] propose to use learned MoCap motions to aid 3D motion tracking. More recently, [8,7] use an adversarial discriminator at a per-frame level to ensure that the recovered pose is valid human poses. [12] uses a pre-trained pose VAE’s latent space for a similar purpose. [1] proposes to use the discriminator at a temporal level, discriminating against a whole motion sequence. All of the above methods use a pose or motion prior in an adversarial way, utilizing the prior knowledge in the loss function.

### 2.4 Human Motion Representation

Compressing human motion into a compact latent representation plays an important role in tasks such as human motion generation [34,35,36], human motion generation across different modalities [37,38,39,40], and trajectory forecasting [41,42,43,44]. Existing methods leverage different generative models such as VAE [42,43], generative flow [45], or generative adversarial networks [34] to achieve a compact motion representation in the latent space.

## 3 Approach

As discussed in Section 1 and 2, existing human motion estimation methods often finds it difficult to achieve a balance between temporal smoothness and accuracy. To tackle this, we propose *MEVA*, **M**otion **E**stimation via **V**ariational **A**utoencoder, a framework that learns overall coarse motion first then adds back fine detailed motion as a residual. *MEVA* processes inputs in three steps: it first extracts correlated temporal features using a spatial-temporal feature extractor (STE), and then captures the overall coarse motion through a variational motion estimator (VME), and finally uses a motion residual regressor (MRR) to adds back the fine motion details. Our overall framework can be shown in Fig. 2. In this section, we will first setup the overall problem, and then present details of our framework. Finally, we will discuss the training procedures.



**Fig. 2. Overall Architecture.** *MEVA* estimates motion from videos by first extract temporal features using Spatial-Temporal Feature Extractor (STE), then estimate overall coarse motion inside the video with Variational Motion Estimator (VME). Finally, a Motion Residual Regressor (MRR) is used to refine the motion estimates.

### 3.1 Problem Formulation

Given an input video  $V_T = \{I_t\}_{t=1}^T$ , where  $I_t$  denotes  $t^{th}$  frame, our task is to recover coherent human motion sequences  $M_T = \{\theta_t\}_{t=1}^T$  where each  $\theta_t$  represents the human pose for  $t^{th}$  frame. To represent the human motion, we utilize the SMPL 3D human mesh model [13]. We choose SMPL parametrization over 3D joint positions or other human models due to its versatility: SMPL parameters can be easily converted to 3D joint positions and human mesh. Specifically, a human body is represented by its shape  $\beta$  and pose  $\theta$ , denoted by  $\Theta = \{\beta, \theta\}$ . Given  $\theta$  and  $\beta$ , let  $S$  denote the pre-trained SMPL function where  $S(\Theta) : \beta, \theta \rightarrow R^{6980 \times 3}$  (6890 is the number of vertices of the resulting triangular human mesh). The pose parameter  $\theta \in R^{24 \times N}$  stands for the joint angles for the 23 joints plus the root orientation.  $N$  is the dimension of the chosen rotation representation ( $N = 3$  for axis/euler angle,  $N = 4$  for quaternion,  $N = 6$  for a 6 degree-of-freedom rotation representation [46]). The shape parameters  $\beta \in R^{10}$  represents the linear coefficient for the principle component of the parametric human shape space. Given a set of  $\beta$  and  $\theta$ ,  $S$  can recover 3D joint positions through a pre-trained mesh vertices regressor  $P : jp^{3d} = P\{S(\beta, \theta)\} \in R^{N \times 3}$ . To project 3D joint positions back to 2D images, a weak perspective camera  $\pi = \{s, t_x, t_y\}$  needs to be estimated:  $jp^{2d} = \Pi(P\{S(\beta, \theta)\}) \in R^{N \times 2}$ .

Intuitively, recovering human motion from video frames does not require recovering the human shape; one can directly learn a mapping from input video frames to estimated human motion if sufficient paired ground truth data exist. However, videos paired with ground truth motion annotation (SMPL sequences)

requires professional capture equipment such as motion capture (MoCap) rig, which is still rather rare comparing to annotated 2D pose datasets. In the absence of 3D data samples, it is critical for our model to learn motion sequences in a semi-supervised fashion (*i.e.* from videos with 3D or 2D labeled joint positions following the approach utilized in [8,7,1,3,2]).

Overall, our motion estimation objective is to learn a function  $\text{MEVA}(V) : V_T \rightarrow M_T$  where  $V_T = \{I_t\}_{t=1}^T$  and  $M_T = \{\theta_t\}_{t=1}^T$ .

### 3.2 Spatial-Temporal Feature Extractor (STE)

Human motion are inherently temporal and correlated, and past movement can give cues about future motion. Thus, instead of extracting per-frame visual features using a feed forward convolutional networks independently, we can produce temporally correlated features that leads to better motion sequence modeling. Similar to [1], we use a GRU based temporal feature extractor (STE) that encodes input video frames  $I_1, I_2, I_3, \dots, I_T$  into a sequence of temporally correlated features  $f'_1, f'_2, f'_3, \dots, f'_T$ .

### 3.3 Variational Motion Estimator (VME)

**Human Motion VAE** To learn a human motion sub-space that can encapsulate a broad spectrum of human motion, we choose to use a Variational Autoencoder (VAE). VAEs can effectively capture a large number of possible data modes by explicitly mapping each data point to a latent code, and by imposing a Gaussian prior on the learned latent space, similar motions' latent codes will be near each other. Thus, the VAE's latent space allows for more overlap between codes and therefore enforces smoothness in the latent space. Having a smooth latent code is essential in improving the generalizability of the model since the space of possible human motion are highly correlated and limited. Formally, following the previous work on VAEs [43,47,48,48], the objective is to maximize the evidence lower bound of the log-likelihood  $p_\lambda(x)$  ( $\lambda$  and  $\phi$  denotes the function parametrization):

$$L_{VAE} = E_{q_\phi}[\log p(x|z)] - \text{KLD}(q_\phi(z|x)||p_\phi(z)), \quad (1)$$

where  $x$  is the input and the latent code  $z \sim \mathcal{N}(\mathbf{0}, \mathbf{I})$ .

In the context of encoding human motion via VAE, the encoder  $E_{vae}$  takes in a sequence of  $W$  frames of human motion represented in terms of SMPL pose parameters:  $x = M_W = [\theta_{w1}, \theta_{w2}, \theta_{w3}, \dots] \in R^{W \times 144}$  and outputs the latent code  $z$ . A single frame of SMPL pose is represented in joint rotations, resulting in a  $24 \times 6 = 144$  dimensional input (a 6 degree-of-freedom rotation representation[46] is used for continuity purpose). The decoder  $D_{vae}$  takes in the latent code  $z$  and reconstructs the motion  $\hat{M}_W$ . Both the encoder  $E_{vae}$  and decoder  $D_{vae}$  are implemented as GRUs, and the detailed architectures are given in Fig.3. Based on the Gaussian parameterization of the VAE, the objective function of Eq.(1) can be written Eq.(2)

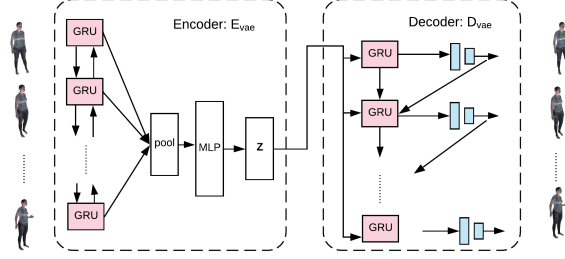


Fig. 3. Motion VAE Architecture.

$$\mathcal{L}_{vae}(\mathbf{x}; \theta, \phi) = -\frac{1}{S} \sum_{s=1}^S \|\tilde{\mathbf{x}} - \mathbf{x}\|^2 + \beta \cdot \frac{1}{S_z} \sum_{j=1}^{S_z} (1 + 2 \log \sigma_j - \mu_j^2 - \sigma_j^2), \quad (2)$$

where  $S$  is the number of samples for the current batch,  $S_z$  is the dimension of the current latent variable, and  $\beta$  is the weighing parameter. Once the VAE is trained and converged to a desirable reconstruction accuracy, the decoder  $D_{vae}$  is frozen for later use. During inference, given a latent code  $z \in R^{1 \times S_z}$ ,  $D_{vae}$  can decode it back into a sequence of human motion:  $M_W \in R^{w \times 144}$ .

**Human Motion Data augmentation** Our learned VAE should be able to generalize to unseen human motion sequences and achieve high reconstruction accuracy to ensure that the learned latent space can indeed serve as comprehensive human motion sub-space. Using an already large scale human motion dataset AMASS [10] (13k motion samples with varying length), our trained VAE still has poor generalizability on unseen sequences (for details refer to Sec.4.3). Thus, we devise an elaborate data augmentation scheme that can augment existing motion and produce viable yet distinct human motion sequences. While data augmentation has been studied extensively in image processing, to the best of our knowledge, few exploration has been done in augmenting a human motion dataset. When used in trajectory forecasting [43] and human motion generation [34], the generalizability of the VAE latent space has not being discussed extensively since the models only need to generate new motion sequences and does not emphasize on the ability to encode unseen motion sequences.

Given a  $T$  frame human motion sequence in SMPL parameters  $M_T \in R^{T \times 144}$  with a frame-rate  $F_{amass}$ , we employ the following data augmentation scheme:

- **Speeding up and slowing down:** based on  $F_{amass}$ , we can uniformly up-sample or down-sample the frames and produce novel sequences that are still plausible and natural human motion.
- **Flipping left and right:** The same action, performed using either left or right hand, will remain a valid human motion. Thus, we can follow the

kinematic tree of the SMPL model and mirror the motion across left and right and generate a new motion sequence.

- **Random root rotation:** We randomly sample a root rotation from a unit sphere to capture different root orientations for possible human motion. Different pose estimators may assume different ground plane and coordinate system, so SMPL parameters usually come in different root orientations. Sampling random root rotation helps the model coping with different possible coordinate frame choices.

**Learning Smooth Motion from videos** After learning a comprehensive human motion sub-space using the VAE, we learn an additional encoder  $E_{motion}$  that can directly extract coarse motion sequences from video features, mapping to the same latent space as  $E_{vae}$ . Given an input sequence of video features  $f_W = \{f_w\}_{w=1}^W$ , the encoder  $E_{motion}$ 's task is to compress the input features into a latent code  $z$  that best summarize the current observation as a coarse human motion sequence. We use the pre-trained decoder  $D_{vae}$  from the motion VAE to force  $E_{motion}$  to sample from our pre-trained motion sub-space. Constraining the latent space of the  $E_{motion}$  to a pre-trained human motion sub-space provides a strong human motion prior that greatly aids the learning process of  $E_{motion}$ . Combining  $E_{motion}$  and  $D_{vae}$ , we form our Variational Motion Estimator (VME).

### 3.4 Motion Residual Regressor (MRR)

As noted in the previous section, the learned motion sequences using VME and the VAE's latent space as target is inherently smooth and coarse, capturing the overall motion signature of the current video frames through information compression. To capture the details, we utilize a SMPL regressor from [8] that can iteratively refine estimated poses. The regressor takes in an initial pose and shape estimation  $\Theta_t$  and the visual feature  $f_t$  for a single frame to calculate its estimation  $\Theta'_t$  for  $k$  iterations. Notice that though [8,7,1,3] all utilize the same regressor, *MEVA* uses it in a fundamentally different way—in [8,7,1,3], the regressor is initialized with mean SMPL pose  $\Theta_{mean}$ . At a sequence level, a regressor initialized uniformly with mean pose  $\Theta_{mean}$  is trying to capture the overall motion in one pass while in *MEVA*, the regressor is initialized with the computed poses from VME. Thus, the regressor is only tasked to do small cosmetic change to the coarse estimation, adding back the fine details of motion lost during our compression step. Similar to [1], the input visual features  $f_t$  to the regressor is encoded using a temporal visual encoder, so even though each frame's estimation is calculated separately at this stage, the visual feature is already temporally correlated. The VME computes the overall coarse motion from videos by using a general model of motion, and the regressor jointly refines motion and human shape estimation which amounts to adding back the person-specific motion details at a per frame level. We call this regressor the Motion Residual Regressor (MRR). MRR completes the overall framework of our proposed method, shown in Fig. 2.

### 3.5 Training and Losses

Our framework is trained in two stages. At first, the motion VAE is pre-trained. Then STE, VME, and MRR are trained jointly end-to-end. Using videos with various level of annotation (2D joint positions, 3D joint positions, SMPL parameters), similar to in [7,1,3], the networks are trained with losses consists of  $L_{2D}$ ,  $L_{3D}$ ,  $L_{SMPL}$ , as long as respective data is available. Specifically:

$$L_{meva} = L_{3D} + L_{2D} + L_{SMPL}, \quad (3)$$

where:

$$L_{3D} = \sum_{t=1}^T \|jp_t^{3d} - \hat{jp}_t^{3d}\|_2 \quad (4)$$

$$L_{2D} = \sum_{t=1}^T \|jp_t^{2d} - \hat{jp}_t^{2d}\|_2 \quad (5)$$

$$L_{SMPL} = \|\beta - \hat{\beta}\|_2 + \sum_{t=1}^T \|\theta_t - \hat{\theta}_t\|_2 \quad (6)$$

### 3.6 Implementation Details

**Human Motion VAE** The motion VAE’s encoder,  $E_{vae}$ , is a bi-directional Gated Recurrent Unit (bi-GRU) with average pooling to obtain the temporal encoding  $h$  of the overall input motion sequence  $M_W \in R^{W \times 144}$ . We pass the temporal encoding  $h$  into a multi-layer perceptron (MLP) with two hidden layers (1024, 512) and two heads to obtain the mean  $\mu$  and variance  $\sigma$  for the latent code  $z$ . For the decoder  $D_{vae}$ , a forward GRU is used to decode the output motion sequence. At each time step, the GRU takes in the previous step estimation  $\theta_{t-1}$  and the current latent code  $z \in R^{1 \times S_z}$  to output a 512 latent feature. The feature is then passed through a MLP with two hidden layers (1024, 512) to generate the reconstructed pose  $\theta \in R^{1 \times 144}$ .

**Spatial-Temporal Feature Extractor** For a video input, we first pre-process the video frames using a pre-trained ResNet-59 network [8]. The feature extractor outputs  $f_i \in R^{2048}$  for each frame. The extracted features within the same temporal window  $W$  (we choose  $W = 90$ ) are stacked together  $[f_t]_{t=1}^{90} \in R^{90 \times 2048}$  and are encoded by STE into a sequence of temporally correlated features  $[f'_t]_{t=1}^{90} \in R^{90 \times 2048}$ . STE is a 2 layer bi-GRU with hidden size 1024 that output a feature encoding at each timestep.  $E_{motion}$  that shares the same architecture as  $E_{feat}$  with the exception of the final average pooling step to come up with a latent code  $z \in R^{1 \times 512}$  that represents the whole motion sequence.

**Motion Residual Regressor** The MRR consists of 2 fully connected layer each with 1024 neurons. It takes in per-frame features and a set of initializing parameters (pose, shape, and camera) and iterative refines its prediction (pose, shape, and camera) for  $k$  iterations.

## 4 Experiments

To demonstrate the effectiveness of our proposed method, we evaluate our method in terms of the overall accuracy and smoothness of the motion on MPI-INF-3DPH [49], 3DPW [11], and human 3.6M [50] datasets. In the following sections, we will first describe the main datasets used to train and evaluate *MEVA*. Then in Section 4.2 we provide extensive evaluation results. Finally, in Section 4.3, we provide ablation study for our proposed method.

### 4.1 Datasets

For the motion VAE, we use motion sequences from AMASS [10] for training and sequences from 3DPW [11] for evaluation. For training with videos, in addition to the train split of MPI-INF-3DPH [49], 3DPW [11], and human 3.6M [50], which have 3D joint annotation, we also use InstaVariety [7] and PennAction [51] which contain 2D joint annotation.

For training our motion VAE, we use **AMASS** [10]. It is a recent dataset that contains a large sample of human motion sequences in SMPL parameters. These sequences are fitted from MoCap sequences using Mosh++ [10]. There are in total 13k motion sequences with varying length. We use this dataset only for training our motion VAE.

For training with videos, **3DPW** is the only dataset that contains paired SMPL parameters and video sequences (which provide direct supervision to *MEVA*). The videos from this dataset are mostly outdoors and in-the-wild. It uses paired IMU sensors and video input to compute near ground truth SMPL pose and shape parameters. This is a relatively small dataset and we use the official split in [11] for train, validation and test. There are in total 60 videos with varying length (24 train, 24 test, 12 val). **MPI-INF-3DHP** is a dataset that contains 3D joint position annotation. It is captured using a multi-view camera setup, and the 3D joint annotation is calculated through multi-view methods [49]. There are 8 subjects and 16 videos per subject, in total 128 videos with varying length. We use the official test and train split. **H3.6M** is a popular pose estimation dataset that contains 3D joint position annotation, captured indoors with MoCap markers. Notice that a number of previous work [8,7,3,1,2] had access to a near-ground truth SMPL pose and shape parameters calculated by the Mosh [52] method. However, this annotation has since been removed from public access due to legal issues. SMPL parameters provides the best supervision, as noted in [53], so for a fair comparison we re-train some of the state-of-the-art methods without such supervision. There are 840 videos in total across 7 subjects in H3.6M and we use the official train/test subject split ([S1, S5, S6, S7, S8] vs [S9, S11]). During pre-processing, we sub-sample every 5 frames from the dataset. The **PennAction** dataset contains human annotated ground truth 2D keypoints paired with video sequences. There are in total 2326 videos with varying length. **InstaVariety** dataset contains human annotated pseudo ground truth 2D keypoints paired with video sequences. The 2D keypoints are estimated using openpose[54]. There are in total 28,272 videos with varying length.

## 4.2 Evaluation Results and Analysis

**Metrics** To best capture human motion, we utilize three popular metrics that measure the overall accuracy and smoothness of the motion. Mean per joint position error (MPJPE) and MPJPE after Procrustes Alignment (PA-MPJPE) measure the 3D joint positional discrepancy between predicted and ground truth 3D joint positions in millimeter ( $mm$ ), and are calculated after aligning the root position (human pelvis) of the 3D joint positions. Both MPJPE and PA-MPJPE serve as the accuracy indicator of motion estimator. Acceleration error (ACC-ERR), proposed in [7], measures the difference between predicted and ground truth 3D acceleration for each keypoint in  $mm/s^2$ . ACC-ERR serves as the major smoothness indicator for the estimated motion sequences. Acceleration is calculated using finite difference between individual frames. It is imperative to view these metrics jointly: low position error indicates overall correctness in motion capture and better acceleration error marks a smooth and natural estimation of human motion.

**Generalization of Motion VAE** In this section, we study the generalizability of our learned motion VAE. We report reconstruction error of the VAE on unseen motion sequences from the 3DPW dataset. Table 1 shows VAE motion reconstruction error over the different splits of 3DPW. The Motion VAE model is the best performing model that is trained with all three form of the data augmentation techniques. Detailed analysis about effects of data augmentation can be found in 4.3. The result shows that our VAE generalizes well to unseen sequences and the learned sub-space can represent the human motion space with reasonable quality.

**Table 1. VAE Reconstruction Test Error on 3DPW dataset** Here the VAE is tasked to encode and decode unseen motion sequences from the 3DPW dataset, and we calculate our metrics between the ground truth and reconstructed sequences. Motion sequences from different splits of 3DPW have varying difficulty, but are all unseen to our VAE.

	3DPW Train Split			3DPW Val Split			3DPW Test Split		
	MPJPE ↓	PA-MPJPE ↓	ACC-ERR ↓	MPJPE ↓	PA-MPJPE ↓	ACC-ERR ↓	MPJPE ↓	PA-MPJPE ↓	ACC-ERR ↓
Motion VAE	72.7	52.3	8.9	72.1	52.9	9.3	58.7	43.9	8.2

**Quantitative Results** The result in Table 2 shows that our method obtains state-of-the-art results on video motion estimation across all three test datasets. Overall, our method achieve comparable result in terms of position error (MPJPE and PA-MPJPE) while significantly improve smoothness (acceleration error), signifying a smoother and more natural motion estimation without sacrificing accuracy. Notice that all methods in *italic* have access to SMPL parameter annotation to the H3.6M dataset, which has since been removed from

the web due to legal reasons. The SMPL parameters provide the most direct supervision for the task, so the performance gain is significant especially on the H3.6M test set. For a more direct comparison, we re-train the previous state-of-the-art method, VIBE [1], using the official implementation with the exact same datasets as ours. On 3DPW, under the same training condition, *MEVA* outperforms VIBE on almost all three metrics while reducing acceleration error by 54.3%, 59.3%, 41.3 %, respectively. Even compared to VIBE trained with extra data, our model achieves comparable result in accuracy while sporting a great reduction in acceleration error, with the exception of the H3.6M dataset. Note that the H3.6M dataset contains mainly indoor scenes with limited background variation and models trained with direct SMPL supervision tend to perform well on this dataset. Compared to HMMR [7], which is the state-of-the-art on smoothness, our model still achieves smoother result (23.7% reduction in acceleration error) while improves greatly in MPJPE by 25.4%.

**Table 2. Testing error of state-of-the-art models on 3DPW, MPI-INF-3DHP and H3.6M.** Here we compare with state-of-the-art methods on video pose estimation, and report metrics on positional accuracy (MPJPE and PA-MPJPE) as well acceleration error. Notice that since an important annotation of H3.6M dataset has since been made unavailable, we put all methods that are trained with such supervision on italic. The most fair comparison is between our method and VIBE [1], the previous best-performing model (trained using the same datasets).

	3DPW			MPI-INF-3DHP			H3.6M		
	MPJPE ↓	PA-MPJPE ↓	ACC-ERR ↓	MPJPE ↓	PA-MPJPE ↓	ACC-ERR ↓	MPJPE ↓	PA-MPJPE ↓	ACC-ERR ↓
<i>HMR (w/ H3.6M SMPL) [8]</i>	130.0	76.7	37.4	124.2	89.8	-	88	56.8	-
<i>HMMR (w/ H3.6M SMPL) [7]</i>	116.5	72.6	15.2	-	-	-	-	56.9	-
<i>SPIN (w/ H3.6M SMPL) [3]</i>	96.9	59.2	29.8	105.2	67.5	-	-	41.1	-
<i>Sun et al. (w/ H3.6M SMPL) [2]</i>	-	69.5	-	-	-	-	59.1	42.4	-
<i>VIBE (w/ H3.6M SMPL) [1]</i>	82.9	51.9	23.4	96.6	64.6	31.2	65.6	41.4	27.3
VIBE (w/o H3.6M SMPL)	91.9	57.6	25.4	103.9	68.9	27.3	78.0	53.3	27.3
MEVA (w/o H3.6M SMPL)	86.9	54.7	<b>11.6</b>	<b>96.4</b>	65.4	<b>11.1</b>	76.0	53.2	<b>15.3</b>

**Qualitatively Results** As motions are best seen in videos, please refer to [supplementary video](#) for qualitative results. Overall, our model achieves better acceleration error while preserving high joint position accuracy, resulting in an overall smooth and natural motion.

### 4.3 Ablation Experiments

**Effect of data augmentation for training the motion VAE** As mentioned in Sec.3.3, data augmentation performed on the AMASS dataset significantly improves the generalizability of our motion VAE. Table 3 demonstrates the VAE reconstruction error on the unseen sequences from the 3DPW dataset (train/test/val), with various level of data augmentation techniques. Overall, RR (random root) rotation is essential since the motion sequences in AMASS dataset, captured mostly in MoCap studio, has a normalized root rotation. Model

trained only on AMASS would suffer greatly when it encounters variation in root rotation. Changing sampling frame-rate (FR) and flip left and right (LR) also provides significant boost to generalizability. Using all three augmentation techniques result in our best performing motion VAE.

**Table 3. Ablation on Data augmentation for VAE** Here we shows the effects of data augmentation on the VAE. RR: random root rotation, FR: different sampling framerate, LR: left and right flip

	Train			Val			Test		
	MPJPE ↓	PA-MPJPE ↓	ACC-ERR ↓	MPJPE ↓	PA-MPJPE ↓	ACC-ERR ↓	MPJPE ↓	PA-MPJPE ↓	ACC-ERR ↓
No Aug	200.2	86.0	15.9	181.7	90.5	15.8	172.8	75.2	14.1
RR	146.3	78.0	12.1	133.9	81.2	13.0	115.0	70.4	11.0
FR + LR	291.0	63.03	14.7	308.8	66.1	16.1	261.9	58.9	13.3
FR + LR + RR	<b>72.7</b>	<b>52.3</b>	<b>8.9</b>	<b>72.1</b>	<b>52.9</b>	<b>9.3</b>	<b>58.7</b>	<b>43.9</b>	<b>8.2</b>

**Coarse motion vs fine motion retrieval** *MEVA* benefits from an explicit breakdown of coarse and fine motion retrieval, using a temporal compressive step that captures the overall motion in a given human motion sequence. Just how much coarse/smooth motion information is retrieved in the framework? Table 4 shows result of *MEVA* if trained only using the VME (capturing only coarse motion). Notice that *MEVA* with only the VME achieves result similar to HMMR [7], the previous state-of-the-art in producing low acceleration error motion estimation. An illustrative visualization of coarse and fine motion decomposition can be found in Fig.4.



**Fig. 4. Breakdown of coarse and fine human motion.** The first row of estimated human is the coarse part of the motion (output of VME), while the second row adds back the fine details (output of MRR).

**Effects of the pre-trained Motion VAE** *MEVA* benefits from using a pre-trained motion VAE’s latent space. As argued in Sec.3.3, using a pre-trained VAE provides a human motion sub-space that assists in constraining estimated motion

**Table 4. Ablation on MEVA.** Here we show the *MEVA* model trained with only Variational Motion Estimator (without Motion Residual Regressor) or without using pre-trained VAE.

	3DPW		
	MPJPE ↓	PA-MPJPE ↓	ACC-ERR ↓
MEVA-VME only	118.1	73.7	15.4
MEVA-without using pre-trained VAE	95.9	59.7	14.1
MEVA	<b>86.9</b>	<b>54.7</b>	<b>11.6</b>

sequences to be natural and plausible human motion. Table 4 shows the result of *MEVA* trained without using a pre-trained VAE (not using the pre-trained  $D_{vae}$ ). In this case the whole framework is trained end-to-end from scratch. Here we observe that the model performed relatively well in both accuracy and smoothness, demonstrating the power of our two stage estimation framework. However, upon visual inspection, as shown in Fig.5, a few kinematically invalid human poses are estimated during the sequence, resulting in an overall accurate but flawed estimation.



**Fig. 5. MEVA results without using pre-trained VAE.** Here we shows an ablative study where we do not use a pre-trained VAE. The second row shows **MEVA** result without using a pre-trained VAE and the first row shows our full model estimation. Notice that the model estimates unnatural human poses in the first few frames.

## 5 Conclusion

We have shown that in order to achieve a temporally smooth and accurate 3D human pose estimates it is important to learn a compressive model that encodes the smoothness of general human motion while also learning an image-based regression model that can capture person-specific motion. We propose a two stage model that first trains a Variational Autoencoder to model the general statistics of coarse/smooth human motion and then learns a person-specific motion refinement regression module to retain motions not captured by the general motion model. Through comprehensive experiments, we demonstrate that our method produces both smooth and accurate motion.

**Acknowledgements.** This project was sponsored in part by IARPA (D17PC00340) and JST AIP Acceleration Research Grant (JPMJCR20U1).

## References

1. Kocabas, M., Athanasiou, N., Black, M.J.: Vibe: Video inference for human body pose and shape estimation. In: *Proceedings of the IEEE/CVF Conference on Computer Vision and Pattern Recognition*. (2020) 5253–5263
2. Xu, Y., Zhu, S.C., Tung, T.: Denserac: Joint 3d pose and shape estimation by dense render-and-compare. *2019 IEEE/CVF International Conference on Computer Vision (ICCV)* (2019) 7759–7769
3. Kolotouros, N., Pavlakos, G., Black, M.J., Daniilidis, K.: Learning to reconstruct 3d human pose and shape via model-fitting in the loop. *2019 IEEE/CVF International Conference on Computer Vision (ICCV)* (2019) 2252–2261
4. Georgakis, G.V., Li, R., Karanam, S., Chen, T., Kosecka, J., Wu, Z.: Hierarchical kinematic human mesh recovery. *ArXiv abs/2003.04232* (2020)
5. Güler, R.A., Neverova, N., Kokkinos, I.: Densepose: Dense human pose estimation in the wild. *2018 IEEE/CVF Conference on Computer Vision and Pattern Recognition* (2018) 7297–7306
6. Xu, Y., Zhu, S.C., Tung, T.: Denserac: Joint 3d pose and shape estimation by dense render-and-compare. *2019 IEEE/CVF International Conference on Computer Vision (ICCV)* (2019) 7759–7769
7. Kanazawa, A., Zhang, J.Y., Felsen, P., Malik, J.: Learning 3d human dynamics from video. *2019 IEEE/CVF Conference on Computer Vision and Pattern Recognition (CVPR)* (2019) 5607–5616
8. Kanazawa, A., Black, M.J., Jacobs, D.W., Malik, J.: End-to-end recovery of human shape and pose. *2018 IEEE/CVF Conference on Computer Vision and Pattern Recognition* (2018) 7122–7131
9. Hossain, M.R.I., Little, J.J.: Exploiting temporal information for 3D human pose estimation. *Lecture Notes in Computer Science (including subseries Lecture Notes in Artificial Intelligence and Lecture Notes in Bioinformatics)* **11214 LNCS** (2018) 69–86
10. Mahmood, N., Ghorbani, N., Troje, N.F., Pons-Moll, G., Black, M.J.: Amass: Archive of motion capture as surface shapes. *2019 IEEE/CVF International Conference on Computer Vision (ICCV)* (2019) 5441–5450
11. von Marcard, T., Henschel, R., Black, M.J., Rosenhahn, B., Pons-Moll, G.: Recovering accurate 3D human pose in the wild using IMUs and a moving camera. *Lecture Notes in Computer Science (including subseries Lecture Notes in Artificial Intelligence and Lecture Notes in Bioinformatics)* **11214 LNCS** (2018) 614–631
12. Pavlakos, G., Choutas, V., Ghorbani, N., Bolkart, T., Osman, A.A., Tzionas, D., Black, M.J.: Expressive body capture: 3D hands, face, and body from a single image. *Proceedings of the IEEE Computer Society Conference on Computer Vision and Pattern Recognition* **2019-June** (2019) 10967–10977
13. Loper, M., Mahmood, N., Romero, J., Pons-Moll, G., Black, M.J.: SMPL: A skinned multi-person linear model. *ACM Transactions on Graphics* **34** (2015)
14. Anguelov, D., Srinivasan, P., Koller, D., Thrun, S., Rodgers, J., Davis, J.: SCAPE: Shape Completion and Animation of People. *ACM Transactions on Graphics* **24** (2005) 408–416

15. Grauman, K., Shakhnarovich, G., Darrell, T.: Inferring 3D structure with a statistical image-based shape model. *Proceedings of the IEEE International Conference on Computer Vision* **1** (2003) 641–648
16. Agarwal, A., Triggs, B.: Recovering 3D human pose from monocular images. *IEEE Transactions on Pattern Analysis and Machine Intelligence* **28** (2006) 44–58
17. Sigal, L., Balan, A., Black, M.J.: Combined discriminative and generative articulated pose and non-rigid shape estimation. *Advances in Neural Information Processing Systems 20 - Proceedings of the 2007 Conference* (2009) 1–8
18. Zhou, S., Fu, H., Liu, L., Cohen-Or, D., Han, X.: Parametric reshaping of human bodies in images. *ACM SIGGRAPH 2010 Papers, SIGGRAPH 2010* **29** (2010) 1–10
19. Peng Guan, Weiss, A., Blan, A.O., Black, M.J.: Estimating human shape and pose from a single image. In: *2009 IEEE 12th International Conference on Computer Vision*. (2009) 1381–1388
20. Bogu, F., Kanazawa, A., Lassner, C., Gehler, P., Romero, J., Black, M.J.: Keep it SMPLE: Automatic estimation of 3D human pose and shape from a single image. *Lecture Notes in Computer Science (including subseries Lecture Notes in Artificial Intelligence and Lecture Notes in Bioinformatics)* **9909 LNCS** (2016) 561–578
21. Omran, M., Lassner, C., Pons-Moll, G., Gehler, P., Schiele, B.: Neural body fitting: Unifying deep learning and model based human pose and shape estimation. *Proceedings - 2018 International Conference on 3D Vision, 3DV 2018* (2018) 484–494
22. Guler, R.A., Kokkinos, I.: Holopose: Holistic 3D human reconstruction in-the-wild. *Proceedings of the IEEE Computer Society Conference on Computer Vision and Pattern Recognition* **2019-June** (2019) 10876–10886
23. Tan, J.K.V., Budvytis, I., Cipolla, R.: Indirect deep structured learning for 3D human body shape and pose prediction. *British Machine Vision Conference 2017, BMVC 2017* (2017) 1–11
24. Tung, H.Y.F., Tung, H.W., Yumer, E., Fragkiadaki, K.: Self-supervised learning of motion capture. *Advances in Neural Information Processing Systems* **2017-December** (2017) 5237–5247
25. Pavlakos, G., Zhu, L., Zhou, X., Daniilidis, K.: Learning to Estimate 3D Human Pose and Shape from a Single Color Image. *Proceedings of the IEEE Computer Society Conference on Computer Vision and Pattern Recognition* (2018) 459–468
26. Pavlo, D., Feichtenhofer, C., Grangier, D., Auli, M.: 3D human pose estimation in video with temporal convolutions and semi-supervised training. *Proceedings of the IEEE Computer Society Conference on Computer Vision and Pattern Recognition* **2019-June** (2019) 7745–7754
27. Dabral, R., Mundhada, A., Kusunoti, U., Afaq, S., Sharma, A., Jain, A.: Learning 3D human pose from structure and motion. *Lecture Notes in Computer Science (including subseries Lecture Notes in Artificial Intelligence and Lecture Notes in Bioinformatics)* **11213 LNCS** (2018) 679–696
28. Xu, J., Yu, Z., Ni, B., Yang, J., Yang, X., Zhang, W.: Deep kinematics analysis for monocular 3d human pose estimation. In: *Proceedings of the IEEE/CVF Conference on Computer Vision and Pattern Recognition (CVPR)*. (2020)
29. Mehta, D., Sridhar, S., Sotnychenko, O., Rhodin, H., Shafiei, M.M.h.M.M.h.M.M.h., Seidel, H.p., Casas, D., Theobalt, C., Shafiei, M.M.h.M.M.h.M.M.h., Seidel, H.p., Xu, W.: VNect Real-time 3D Human Pose Estimation with a Single RGB Camera ACM Reference format VNect Real-time 3D Human Po.pdf. *Tog* **36** (2017) 1–13

30. Mehta, D., Sotnychenko, O., Mueller, F., Xu, W., Elgharib, M.A., Fua, P., Seidel, H.P., Rhodin, H., Pons-Moll, G., Theobalt, C.: Xnect: Real-time multi-person 3d motion capture with a single rgb camera. In: SIGGRAPH 2020. (2020)
31. Ren, L., Patrick, A., Efros, A.A., Hodgins, J.K., Rehg, J.M.: A data-driven approach to quantifying natural human motion. In: SIGGRAPH 2005. (2005)
32. Urtasun, R., Fleet, D.J., Fua, P.: 3D people tracking with Gaussian process dynamical models. *Proceedings of the IEEE Computer Society Conference on Computer Vision and Pattern Recognition* **1** (2006) 238–245
33. Ormoneit, D., Sidenbladh, H., Black, M.J., Hastie, T.: Learning and tracking cyclic human motion. *Advances in Neural Information Processing Systems* (2001)
34. Wang, Z., Yu, P., Zhao, Y., Zhang, R., Zhou, Y., Yuan, J., Chen, C.: Learning diverse stochastic human-action generators by learning smooth latent transitions. *ArXiv abs/1912.10150* (2020)
35. Cai, H., Bai, C., Tai, Y.W., Tang, C.K.: Deep video generation, prediction and completion of human action sequences. In: *The European Conference on Computer Vision (ECCV)*. (2018)
36. Walker, J., Marino, K., Gupta, A., Hebert, M.: The pose knows: Video forecasting by generating pose futures. In: *The IEEE International Conference on Computer Vision (ICCV)*. (2017)
37. Plappert, M., Mandery, C., Asfour, T.: Learning a bidirectional mapping between human whole-body motion and natural language using deep recurrent neural networks. *Robotics and Autonomous Systems* **109** (2018) 13–26
38. Ahuja, C., Morency, L.P.: Language2pose: Natural language grounded pose forecasting. *2019 International Conference on 3D Vision (3DV)* (2019) 719–728
39. Yamada, T., Matsunaga, H., Ogata, T.: Paired recurrent autoencoders for bidirectional translation between robot actions and linguistic descriptions. *IEEE Robotics and Automation Letters* **3** (2018) 3441–3448
40. Lee, H.Y., Yang, X., Liu, M.Y., Wang, T.C., Lu, Y.D., Yang, M.H., Kautz, J.: Dancing to music. In: *NeurIPS*. (2019)
41. Fragkiadaki, K., Levine, S., Felsen, P., Malik, J.: Recurrent network models for human dynamics. *Proceedings of the IEEE International Conference on Computer Vision* **2015 Inter** (2015) 4346–4354
42. Yan, X., Rastogi, A., Villegas, R., Sunkavalli, K., Shechtman, E., Hadap, S., Yumer, E., Lee, H.: MT-VAE: Learning Motion Transformations to Generate Multimodal Human Dynamics. *Lecture Notes in Computer Science (including subseries Lecture Notes in Artificial Intelligence and Lecture Notes in Bioinformatics)* **11209 LNCS** (2018) 276–293
43. Yuan, Y., Kitani, K.M.: Diverse trajectory forecasting with determinantal point processes. *ArXiv abs/1907.04967* (2020)
44. Butepage, J., Black, M.J., Kragic, D., Kjellstrom, H.: Deep representation learning for human motion prediction and classification. In: *The IEEE Conference on Computer Vision and Pattern Recognition (CVPR)*. (2017)
45. Yuan, Y., Kitani, K.M.: Dlow: Diversifying latent flows for diverse human motion prediction. *ArXiv abs/2003.08386* (2020)
46. Zhou, Y., Barnes, C., Lu, J., Yang, J., Li, H.: On the continuity of rotation representations in neural networks. *2019 IEEE/CVF Conference on Computer Vision and Pattern Recognition (CVPR)* (2019) 5738–5746
47. Kingma, D.P., Welling, M.: Auto-encoding variational bayes. *2nd International Conference on Learning Representations, ICLR 2014 - Conference Track Proceedings* (2014) 1–14

48. Walker, J., Marino, K., Gupta, A., Hebert, M.: The Pose Knows: Video Forecasting by Generating Pose Futures. *Proceedings of the IEEE International Conference on Computer Vision* **2017-October** (2017) 3352–3361
49. Mehta, D., Rhodin, H., Casas, D., Fua, P., Sotnychenko, O., Xu, W., Theobalt, C.: Monocular 3D human pose estimation in the wild using improved CNN supervision. *Proceedings - 2017 International Conference on 3D Vision, 3DV 2017* (2018) 506–516
50. Ionescu, C., Papava, D., Olaru, V., Sminchisescu, C.: Human3.6M: Large scale datasets and predictive methods for 3D human sensing in natural environments. *IEEE Transactions on Pattern Analysis and Machine Intelligence* **36** (2014) 1325–1339
51. Zhang, W., Zhu, M., Derpanis, K.G.: From actemes to action: A strongly-supervised representation for detailed action understanding. *Proceedings of the IEEE International Conference on Computer Vision* (2013) 2248–2255
52. Loper, M., Mahmood, N., Black, M.J.: MoSh: Motion and shape capture from sparse markers. *ACM Transactions on Graphics* **33** (2014)
53. Wang, Z., Yu, P., Zhao, Y., Zhang, R., Zhou, Y., Yuan, J., Chen, C.: Learning diverse stochastic human-action generators by learning smooth latent transitions. *ArXiv abs/1912.10150* (2020)
54. Cao, Z., Simon, T., Wei, S.E., Sheikh, Y.: Realtime multi-person 2d pose estimation using part affinity fields. In: *CVPR*. (2017)
55. Huang, Y.: Towards accurate marker-less human shape and pose estimation over time. *2017 International Conference on 3D Vision (3DV)* (2017) 421–430
56. Peng, X.B., Kanazawa, A., Malik, J., Abbeel, P., Levine, S.: SFV: Reinforcement learning of physical skills from videos. *SIGGRAPH Asia 2018 Technical Papers, SIGGRAPH Asia 2018* **37** (2018)

# 3D Human Motion Estimation via Motion Compression and Refinement Supplementary Material

Zhengyi Luo, S. Alireza Golestaneh, and Kris M. Kitani

Carnegie Mellon University, Pittsburgh, PA 15213, USA  
{zluo2,sgolesta,kkitani}@cs.cmu.edu

This supplementary material is organized as follows. In Section 1, we provide qualitative results for our proposed method (*MEVA*). In Section 2, we provide complementary ablation studies. In the last section, we will discuss failure modes of our method.

## 1 Qualitative Results

To best view our motion estimation and compare it with state-of-the-art, please refer to the [supplementary video](#).

Specifically, in supplementary video, we first show a visual demonstration of our two stage decomposition of coarse and fine motion from a given video sequence. Next, we demonstrate qualitative comparison between our algorithm and prior state-of-the-art (VIBE[1]) and show that our method achieves smoother, more natural, and accurate motion estimation. Finally, although our method achieves better results both quantitatively and qualitatively comparing to best prior methods, we show the failure cases of our proposed method which we believe is important for future work in this field.

## 2 Additional Ablation Studies

### 2.1 Comparison with Average Filtering

While our method has significantly reduced acceleration error and achieves state-of-the-art accuracy, one can still apply post-processing to existing sequences to further improve the prediction. To best study its effects, here we implement a simple average filter using spherical linear interpolation (slerp) in Quaternion. Specifically, for each joint rotation in SMPL  $q^i$  at timestep  $t$ , we apply slerp with a ratio of 0.5:  $q_t^i = \text{slerp}(q_t^i, q_{t+1}^i, 0.5)$ . Table 1 shows result of applying averaging filtering as post-processing on both VIBE [1] and *MEVA*. From the result, it is clear that average filtering can help reduce acceleration error on both VIBE and *MEVA* while slightly affects accuracy. It is also conceivable that more sophisticated methods such as solving a constrained optimization problem [55,56,29] can further improve results. Nonetheless, in the paper we only compare against feed-forward methods without any post-processing, since post-processing approaches are complementary to feed-forward methods and would be beneficial to all of them.

**Table 1. Ablation study on average filtering** Here we show result of applying average filter on output from VIBE [1] and *MEVA*.

	3DPW		
	MPJPE ↓	PA-MPJPE ↓	ACC-ERR ↓
VIBE (w/o H3.6M SMPL) [1]	91.9	57.6	25.4
VIBE (w/o H3.6M SMPL) [1] + Average Filtering	91.6	57.8	13.5
<i>MEVA</i> (w/o H3.6M SMPL) (ours)	<b>86.9</b>	<b>54.7</b>	11.6
<i>MEVA</i> (w/o H3.6M SMPL) + Average Filtering (ours)	87.6	55.5	<b>8.2</b>

## 2.2 Effects of a long temporal window

*MEVA* uses a significantly longer temporal window (90 frames) than prior art (HMMR [7]: 20 frames, VIBE[1]: 16 frames). To show that our *MEVA* framework benefits more from this setting, we retrain VIBE with a 90 frames temporal window. As shown in Table 2, using the same size temporal window, *MEVA* produces better result on all three metrics and maintain significant advantage in acceleration error. Notice that VIBE trained with a longer temporal window shows slight improvement against ones that use a shorter window, validating our intuition that a longer temporal window provides more substantial context for motion estimation. Nonetheless, our two stage decomposition method is more effective in utilizing a longer temporal window due to its separate motion compression and refinement stages.

**Table 2. Ablation study on temporal window size.** Here we show results of using different temporal windows in VIBE [1] and *MEVA*

	3DPW		
	MPJPE ↓	PA-MPJPE ↓	ACC-ERR ↓
VIBE (w/o H3.6M SMPL) + 16 frames [1]	91.9	57.6	25.4
VIBE (w/o H3.6M SMPL) + 90 frames [1]	88.1	56.6	21.2
<i>MEVA</i> (w/o H3.6M SMPL) + 90 frames (ours)	<b>86.9</b>	<b>54.7</b>	<b>11.6</b>

## 2.3 Effects of STE and VME from *MEVA*

Here we take a further look into the effects of different components (STE, VME, and MRR) of our proposed method. Notice that without the Variational Motion Estimator (VME), our method will collapse into a single stage estimator that only relies on the SMPL regressor, which has been studied extensively in prior art. Thus, here we only study the effects of Spatial Temporal Feature Extractor (STE) and Motion Refinement Regressor (MRR). Table 3 shows result of our framework trained without STE or MRR. Without the STE, *MEVA* obtains high accuracy but suffers from high acceleration error. This indicates that STE produces correlated features that imparts necessary temporal consistency information to MRR. We reason that without STE, even though initialized with coarse estimation from VME, MRR will be biased by the input visual features and produce temporally inconsistent refinement pose that negatively affects the overall estimation. On the other hand, without MRR, our method is reduced to

one stage and only estimates the coarse motion. As shown in the result, using only VME will lead to an overly smoothed motion estimation and result in a higher acceleration error (underestimating movement also leads to high acceleration error).

**Table 3. Ablation on MEVA components.** Here we show *MEVA* trained without STE (with both VME and MRR) and without MRR (with both STE and VME).

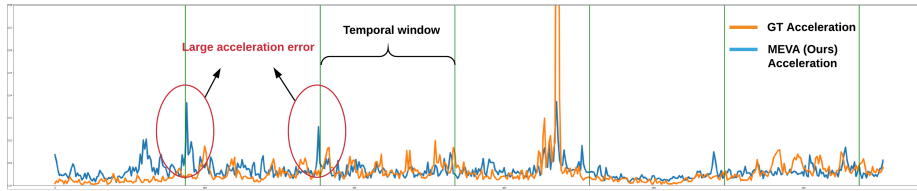
	3DPW		
	MPJPE ↓	PA-MPJPE ↓	ACC-ERR ↓
MEVA w/o STE	89.7	55.4	29.0
MEVA w/o MRR	118.1	73.7	15.4
MEVA	<b>86.9</b>	<b>54.7</b>	<b>11.6</b>

### 3 Failure Modes

Though *MEVA* shows promising result in producing smooth and accurate human motion, there is still room for improvement.

#### 3.1 Sliding window processing

*MEVA* processes videos using a sliding window: input video sequences are split into chunks of 90 frames for processing. Due to the nature of this sliding window approach, inconsistency can sometimes be observed at a 3 second interval (videos are assumed to be at 30 fps). The explanation is as follows: the coarse motion estimated by VME can be quite different between each temporal window and MRR sometimes is unable to make enough adjustment to account for a smooth transition. Each temporal window also has their own STE, so features from each window are longer correlated. Fig. 1 shows an instance of this behavior. For visual inspection, please refer to our supplement video.



**Fig. 1. Sliding window failure mode.** This plot shows that at the intersection of temporal windows, *MEVA* can result in an inaccurate transition and bring a large acceleration error. Each green line in the plot marks a temporal window, and there are large spikes of acceleration error at the first two intersections.

### 3.2 Occluded body parts

Occluded body parts can still be challenging for *MEVA*. During occlusion, the lack of visual indicators will compel *MEVA* to rely on coarse motion estimation over the whole sequence and leads to a miss-capture of detailed motion. Please refer to supplementary video for an example.

### 3.3 Missing hands and face movement

Since the original SMPL[13] model does not contain joints for hand and face, all of the methods using SMPL does not capture hand movement and facial expressions. Moreover, there is not enough high quality 3D data that provides hand and face annotations. A recent work [12] develops an enhanced SMPL model that jointly models body pose, hands, and face, but this model has not gained significant traction in the pose estimation community. We believe that capturing hands and face movement in motion estimation is a very important direction for future work.