

A potential outcomes approach to selection bias

Eben Kenah

Biostatistics Division, College of Public Health,
The Ohio State University

December 22, 2024

Abstract

Along with confounding, selection bias is one of the fundamental threats to the validity of epidemiologic research. Unlike confounding, it has yet to be given a standard definition in terms of potential outcomes. Traditionally, selection bias has been defined as a systematic difference in a measure of the exposure-disease association in the study population and the population eligible for inclusion. This definition depends on the parameterization of the association between exposure and disease. The structural approach to selection bias defines selection bias as a spurious exposure-disease association within the study population that occurs when selection is a collider or a descendant of a collider on a causal path from exposure to disease in the eligible population. This definition covers only selection bias that can occur under the null hypothesis. Here, we propose a definition of selection bias in terms of potential outcomes that identifies selection bias whenever disease risks and exposure prevalences are distorted by the selection of study participants, not just a given measure of association (as in the traditional approach) or all measures of association (as in the structural approach). This definition is nonparametric, so it can be analyzed using causal graphs both under and away from the null. It unifies the theoretical frameworks used to understand selection bias and confounding, explicitly links selection to the estimation of causal effects, distinguishes clearly between internal and external validity, and simplifies the analysis of complex study designs.

Keywords: causal inference, epidemiologic methods, measures of association, potential outcomes, selection bias, single-world intervention graphs

1 Introduction

Along with confounding, selection bias is one of the fundamental threats to the validity of epidemiologic research. Following Dahabreh and Hernán (2019), we will refer to the population included in a study as the *study population* and the population eligible for inclusion in the study as the *eligible population*. Traditionally, selection bias has been defined as a systematic difference (i.e., a

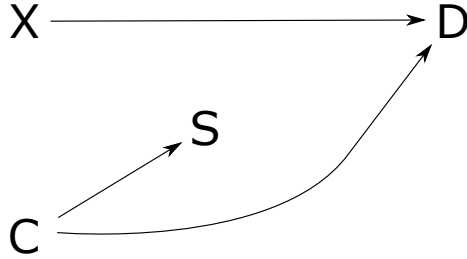


Figure 1: DAG adapted from Hernán (2017) for the selection bias example in Greenland (1977). Here, S is not a collider or a descendant of a collider.

difference not due to random variation) in a measure of the exposure-disease association in the study population and in the eligible population. For example, Berkson (1946) showed that associations between two diseases can appear among hospitalized patients even when they are independent in the population as a whole. This definition depends on the parameterization of the exposure-disease association, and it provides little or no guidance about how to identify and control selection bias. These problems resemble those that arise when confounding is defined as a change in the exposure-disease association upon adjustment for a third variable (Greenland and Robins, 1986; Greenland et al., 1999; Miettinen and Cook, 1981; Wickramaratne and Holford, 1987).

The structural approach of Hernán et al. (2004) showed that many forms of selection bias involve a collider on a causal directed acyclic graph (DAG) (Greenland et al., 1999; Pearl, 1995) for the eligible population. If selection S is a collider or descendant of a collider on a noncausal path from exposure or treatment X to disease D , then there is a noncausal association between X and D within the study population that does not exist in the eligible population. The use of DAGs to incorporate background knowledge is an important advantage of the structural approach, guiding the identification and control of many forms of selection bias.

Greenland (1977) gave an example of selection bias in a cohort study with loss to follow-up where the risk ratio was distorted even though censoring was not associated with exposure. Hernán (2017) analyzed this example using a DAG similar to the one in Figure 1, in which S is not a collider or a descendant of a collider. Away from the null, the association in the full cohort (censored and uncensored) can differ from the association in the observed cohort (uncensored only) if there is effect modification by C or noncollapsibility.

Here, we propose a novel definition of selection bias in terms of potential outcomes (Rubin, 1974) that captures selection bias under the traditional and structural approaches. It identifies selection bias whenever disease risks and exposure prevalences are distorted by the selection of study participants, not just a particular measure of association (as in the traditional approach) or all measures of association (as in the structural approach). It is nonparametric, so it can be analyzed using causal graphs both under and away

from the null. It unifies the theoretical frameworks used to understand selection bias and confounding, explicitly links selection to the estimation of causal effects, and distinguishes clearly between internal and external validity.

1.1 Confounding, exchangeability, and backdoor paths

Unlike selection bias, confounding has a standard definition in terms of potential outcomes. Let X be an exposure or treatment, let D be a disease outcome, and let D^x denote the disease outcome that occurs if we intervene to set $X = x$. There is no unmeasured confounding when

$$D^x \perp\!\!\!\perp X \mid C, \quad (1)$$

(i.e., D^x is conditionally independent of X given C) where C is a set measured covariates that does not contain any descendants of X . The conditional independence in equation (1) called *strong ignorability* (Rosenbaum and Rubin, 1983) or *exchangeability* (Greenland and Robins, 1986). This definition of confounding is difficult to use directly as a guide to study design and analysis.

Greenland et al. (1999) defined confounding as an open backdoor path from X to D in a causal DAG, providing an intuitive way of using background knowledge to identify and control confounding. Richardson and Robins (2013a) showed that the backdoor path criterion is equivalent to exchangeability using single-world intervention graphs (SWIGs), which are transformations of causal DAGs (Richardson and Robins, 2013b). A SWIG represents the intervention of setting $X = x$ by splitting the node X into two nodes: One new node represents the actual value of X and inherits all incoming edges from the node X in the DAG. The other new node represents the intervention $X = x$ and inherits all outgoing edges from the node X in the DAG. The two new nodes are not connected by an edge, and all paths through the node representing the intervention $X = x$ are blocked. Any node Y that is a descendant of X in the underlying DAG is written Y^x to show that it is a potential outcome whose value cannot be observed in individuals with $X \neq x$. If Y is not a descendant of X , then $Y^x = Y$ and its value can be observed for all individuals.

In a SWIG, the rules of d-separation (Pearl, 1995) can be used to evaluate conditional independence. Figure 2 shows how exchangeability is guaranteed by the lack of an open backdoor path from X to D in a simple example: Conditioning on C blocks the backdoor path from X to D^x , so $D^x \perp\!\!\!\perp X \mid C$. Therefore, confounding has an explicit definition in terms of potential outcomes that can be analyzed using causal graphs both under the null and away from it. The potential outcomes approach to selection bias achieves something similar.

2 Selection bias via potential outcomes

As above, let X be a treatment or exposure, D be a disease outcome, and S indicate selection into the study. Assume that X is not a descendant of D in a causal DAG. We propose the following definition of selection bias:

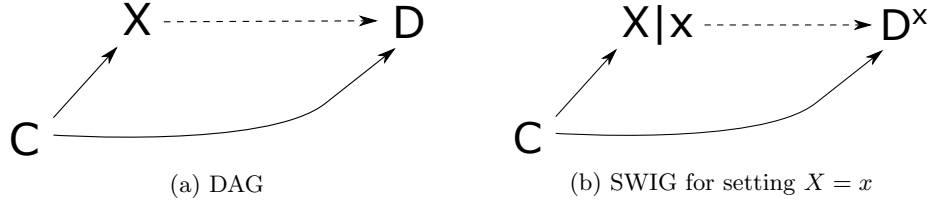


Figure 2: A DAG (left) and SWIG (right) showing no unmeasured confounding given C . In the DAG, there is no open backdoor path from X to D if we condition on C . Equivalently, the SWIG shows that X and the potential outcome D^x are conditionally independent given C .

Definition. Let C be a (possibly empty) set of measured variables that does not include descendants of X and such that exchangeability holds in equation (1). There is no unmeasured selection bias given C if and only if at least one of the following two conditions holds.

1. **Cohort condition:** If we intervene to set treatment $X = x$, selection is conditionally independent of disease outcome given X and C :

$$S^x \perp\!\!\!\perp D^x \mid (X, C). \quad (2)$$

2. **Case-control condition:** If we intervene to set disease status $D = d$, selection is conditionally independent of exposure given D and C :

$$S^d \perp\!\!\!\perp X \mid (D, C). \quad (3)$$

Note that $X^d = X$ because X is not a descendant of D .

The requirement that C must not contain descendants of X in exchangeability and the cohort condition stems from the fact that, when Y is a descendant of X , we cannot observe the value of Y^x in individuals whose $X \neq x$. If Y is also on a causal path from X to D , conditioning on Y blocks part of the causal effect of X on D . This clear distinction between potential outcomes and actual outcomes is one of the most important advantages of using SWIGs to analyze confounding and selection bias.

The cohort condition in equation (2) is relevant to studies where exposure is a cause of selection. Figure 3 shows a causal DAG and corresponding SWIGs for a cohort study. S^x and D^x are conditionally independent given X and C , so the cohort condition holds given C . The case-control condition fails because of the arrow from X to S in the DAG, which makes X and S^d conditionally dependent given any set of covariates. Thus, the cohort condition does not imply the case-control condition.

The case-control condition in equation (3) is relevant to studies where disease outcome is a cause of selection. It is based on the principle that controls should be individuals who would become cases if they had a disease onset while

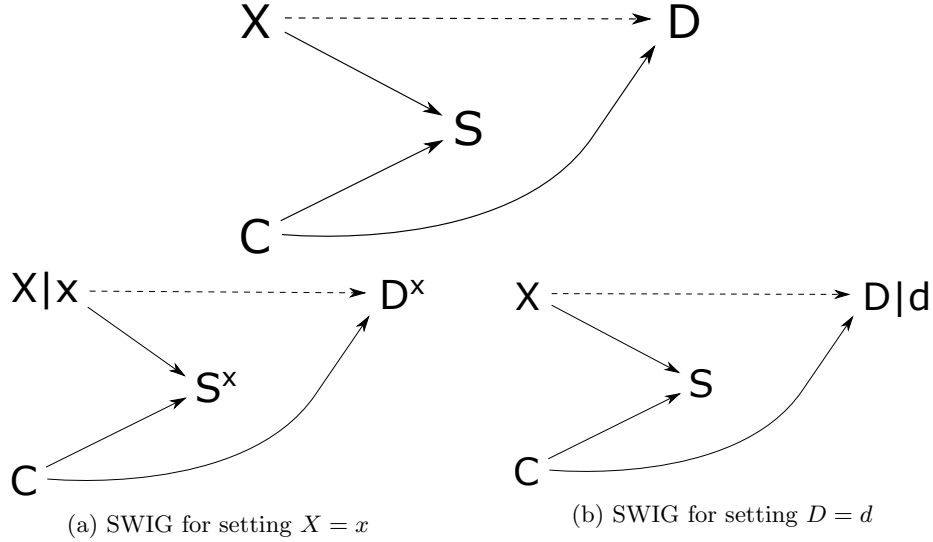


Figure 3: Causal DAG (top) and SWIGs (bottom) for a the eligible population in a cohort study where selection S depends on exposure X and a cause C of disease D . SWIG (a) shows that the cohort condition holds given C . SWIG (b) shows that the case-control condition fails whether or not we condition on C .

under observation (Miettinen, 1985; Wacholder et al., 1992), and it is similar to conditions given by Didelez et al. (2010) for estimation of the odds ratio under outcome-dependent sampling. Figure 4 shows a DAG and corresponding SWIGs for a case-control study. X and S^d are conditionally independent given D and C , so the case-control condition holds given C . The cohort condition fails because of the arrow from D to S in the DAG, which makes D^x and S^x conditionally dependent given any set of covariates. Thus, neither condition implies the other.

Evaluation of the cohort and case-control conditions should consider all stable conditional independencies (Mansournia and Greenland, 2015), which includes those implied by the DAG or SWIGs for the eligible population as well as those implied by the study design. A strategy for controlling both confounding and selection bias can be developed as follows: (1) Check the exchangeability and the cohort condition using the SWIG for setting $X = x$ in the eligible population and any additional stable conditional independencies. (2) If exchangeability holds but the cohort condition fails, check the case-control condition using the SWIG for setting $D = d$ in the eligible population and any additional stable conditional independencies. The goal is to identify a set of covariates C such that no unmeasured confounding and no unmeasured selection bias hold simultaneously given C .

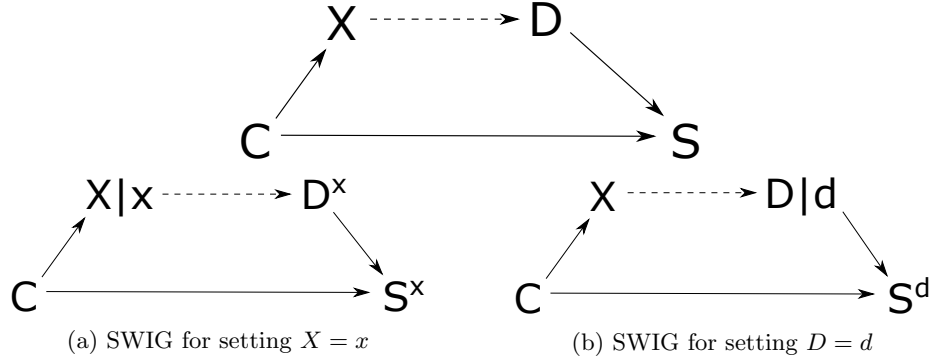


Figure 4: Causal DAG (top) and SWIGs (bottom) for the eligible population in a case-control study where selection into the study depends on disease D and a cause C of exposure X . SWIG (a) shows that the cohort condition fails whether or not we condition on C . SWIG (b) shows that the case-control condition holds given C .

2.1 Selection and estimation

The cohort and case-control conditions are each sufficient to prevent selection bias under the traditional definition, but they have different implications for the estimation of causal effects of exposure. The cohort condition places fewer constraints on causal inference than the case-control condition.

When the cohort condition holds, the conditional risk of disease given C and X is the same in the study population and the eligible population:

$$\Pr(D^x = d | C = c, X = x) = \Pr(D^x = d | C = c, X = x, S^x = 1) \quad (4)$$

$$= \Pr(D = d | C = c, X = x, S = 1) \quad (5)$$

by the cohort condition and consistency, respectively. The risk of disease given X and C is completely collapsible over S (Greenland and Pearl, 2011), so any measure of association based on these risks will be equal in both populations up to random variation.

When the case-control condition holds, exposure prevalence given C and D is the same in the study population and the eligible population:

$$\Pr(X = x | C = c, D = d) = \Pr(X = x | C = c, D = d, S^d = 1) \quad (6)$$

$$= \Pr(X = x | C = c, D = d, S = 1), \quad (7)$$

by the case-control condition and consistency, respectively. The prevalence of exposure given D and C is completely collapsible over S (Greenland and Pearl, 2011), so any measure of association based on these prevalences will be equal in both populations up to random variation.

In a case-control or case-cohort study, the odds ratio for exposure comparing cases to controls can approximate a measure of association based on the risk

of disease, such as the risk ratio or hazard ratio (Breslow, 1996; Miettinen, 1976). Calculating the risk of disease within levels of C and X using case-control data requires external information on the risk of disease and the prevalence of exposure in the eligible population (Miettinen, 1976). Because standardization requires estimates of the risk of disease within strata of C , we are limited to calculating C -conditional odds ratios using the case-control data itself.

2.2 Selection bias and generalizability

We will use *generalization* to mean the extension of inferences from the study population to the eligible population or a subset of it (Dahabreh and Hernán, 2019). Let A_E denote a measure of association in the eligible population not adjusted for C , and let A_S denote the same C -marginal measure in the study population. Let A_{CE} and A_{CS} denote the measures adjusted for C in the eligible and study populations, respectively. As in Greenland and Pearl (2011), a measure adjusted for C can mean a measure based on disease risks standardized to a given distribution of C , a set of C -conditional measures, or a common C -conditional measure (when there is no effect modification by C).

The failure of the cohort and case-control conditions does not guarantee that a given measure of association will differ between the study population and the eligible population. Under some conditions, adjustment for C leaves a given measure of association unchanged even when conditioning on C is required to control selection bias. Adjustment for C is unnecessary when

$$A_E = A_{CE} = A_{CS} = A_S. \quad (8)$$

No unmeasured selection bias given C guarantees the second equality. It also guarantees that effect modification in the eligible population is equivalent to effect modification in the study population up to random variation.

The conditions under which the first and third equalities in equation (8) hold depend on whether the measure of association is collapsible over C (i.e., the C -marginal measure equals a common C -conditional measure when there is no confounding or effect modification by C). The risk difference and risk ratio are collapsible, but the odds ratio is noncollapsible away from the null (Miettinen and Cook, 1981). The following results from Greenland and Pearl (2011) can be used to establish the first equality:

- Risk difference and risk ratio: If there is no effect modification by C on the risk difference (ratio) scale and

$$C \perp\!\!\!\perp X \text{ or } C \perp\!\!\!\perp D | X, \quad (9)$$

then the C -conditional and C -marginal risk differences (ratios) are equal.

- Odds ratio: If there is no effect modification by C on the odds ratio scale and

$$C \perp\!\!\!\perp X | D \text{ or } C \perp\!\!\!\perp D | X, \quad (10)$$

then the C -conditional and C -marginal odds ratios are equal.

To establish the third equality, we condition on S (specifically $S = 1$) in addition to X or D . When C is a confounder but not an effect modifier, we check only the second and third equalities because A_E does not have a causal interpretation. As for the cohort and case-control conditions, evaluation of these conditions should consider all stable conditional independencies in the eligible population.

Section A.1 in the Appendix (Supplemental Digital Content 1) uses this approach to analyze the example from Greenland (1977), obtaining results identical to Hernán (2017). For the cohort study in Figure 3, we get the following results assuming faithfulness of the DAG and no effect modification by C on the relevant scale:

- For the risk difference or risk ratio: In the eligible population, we have $C \perp\!\!\!\perp X$ because of the colliders at S and D , so $A_E = A_{CE}$. In the study population, $C \not\perp\!\!\!\perp X | S$ because of conditioning on the collider at S and $C \not\perp\!\!\!\perp D | (X, S)$ because of the arrow from C to D , so $A_{CS} \neq A_S$. Thus, we have $A_E = A_{CE} = A_{CS} \neq A_S$.
- For the odds ratio: In the eligible population, we have $C \not\perp\!\!\!\perp X | D$ away from the null because of conditioning on the collider at D and $C \not\perp\!\!\!\perp D | X$ because of the arrow from C to D , so $A_E \neq A_{CE}$. In the study population, we have $C \not\perp\!\!\!\perp X | (D, S)$ because of conditioning on the collider at S and $C \not\perp\!\!\!\perp D | (X, S)$ because of the arrow from C to D , so $A_{CS} \neq A_S$. Thus, we have $A_E \neq A_{CE} = A_{CS} \neq A_S$ away from the null. Under the null, D is no longer a collider so $A_E = A_{CE} = A_{CS} \neq A_S$.

For all three measures of association, adjustment for C is necessary both under and away from the null. For collapsible measures (including the odds ratio under the null), the C -conditional measure of association in the study population equals the C -marginal measure in the eligible population when there is no effect modification by C . When there is noncollapsibility or effect modification by C , we have $A_E \neq A_{CE} = A_{CS} \neq A_S$. Because cohort condition holds given C , we can always calculate C -standardized measures of association.

For the case-control study in Figure 4, the cohort condition fails but the case-control condition holds. Our measure of association must be based on odds ratios for exposure comparing cases to controls, so we look only at the conditions in equation (10). We get the following results assuming faithfulness of the DAG and no effect modification by C on the odds ratio scale:

- For the odds ratio: In the eligible population, we have $C \perp\!\!\!\perp D | X$ because of the collider at S , so $A_E = A_{CE}$. In the study population, we have $C \not\perp\!\!\!\perp X | (D, S)$ because of the arrow from C to X and $C \not\perp\!\!\!\perp D | (X, S)$ because of conditioning on the collider at S , so $A_{CS} \neq A_S$. Thus, we have $A_E = A_{CE} = A_{CS} \neq A_S$.

Adjustment for C is necessary both under and away from the null. When there is effect modification by C , we have $A_E \neq A_{CE} = A_{CS} \neq A_S$. Because the cohort condition fails, we cannot calculate C -standardized measures of association without sufficient external information to estimate C -conditional risks of disease. Absent this, we are limited to C -conditional odds ratios.

When conditioning on C is required to avoid selection bias under the potential outcomes approach, it is important to measure C even if adjustment for C is ultimately unnecessary. For a given measure of association, knowledge of C is required to check whether there is effect modification. Away from the null, no effect modification on one scale almost always implies effect modification on other scales (Rothman et al., 2008), so at least two of the three canonical measures of association typically require adjustment for C .

2.3 Selection bias due to a collider at S

When selection bias occurs under the structural approach of Hernán et al. (2004), the cohort and case-control conditions both fail. Thus, the potential outcomes approach identifies selection bias whenever it is identified by the structural approach.

Theorem. *If selection S into the study population is a collider or a descendant of a collider such that conditioning on S opens on a noncausal path from X to D that cannot be blocked using measured nondescendants of X , then the cohort and case-control conditions both fail.*

Proof. As shown in Figure 5, the DAG contains an open path from X to S and an open path from D to S that each end with an arrow pointing into S . Because we assume these paths cannot be blocked by conditioning on any set of measured nondescendants of X , the variables U and V are unobserved or descendants of X .

- If we set $X = x$, then the open path from D to S in the DAG implies that S^x and D^x are not conditionally independent. This path cannot be blocked by a measured nondescendant of X , so the cohort condition fails.
- If we set $D = d$, then the open path from X to S in the DAG implies that S^d and X are not conditionally independent. This path cannot be blocked by any measured nondescendant of X , so the case-control condition fails.

Therefore, we have unmeasured selection bias under potential outcomes approach. The same argument holds if we condition on a descendant of the variable S in Figure 5. \square

In each example from Hernán et al. (2004), the potential outcomes approach and the structural approach reach identical conclusions about the presence and control of selection bias. As noted by Hernán (2017), all of these examples show selection bias that can exist with no causal path from X to D (i.e., under the null hypothesis) and no open backdoor path from X to D (i.e., no confounding). This does not cover all forms of selection bias under the traditional definition.

2.4 Selection bias due to a collider at X or D

Even when S is not a collider or a descendant of a collider, selection bias can be caused by colliders at X or D . Measures of association based on the risk

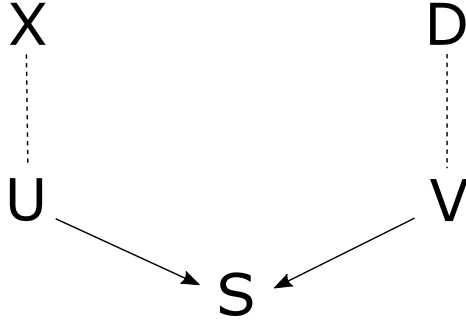


Figure 5: DAG showing selection S as a collider on an open path from X to D in the eligible population. The undirected dashed lines indicate open paths that cannot be blocked by conditioning on observed variables, and U and V are unobserved.

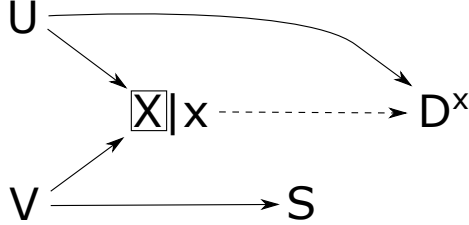


Figure 6: SWIG showing selection bias caused by a collider at X . Because S is not a descendant of X , $S^x = S$. The box around X represents conditioning on X , which is required to assess the cohort condition.

of disease implicitly condition on X when calculating risks within exposure groups, and measures of association based on the prevalence of exposure implicitly condition on D when calculating the prevalences among cases and controls. These forms of selection bias can occur only when there is a causal path or a backdoor path from X to D . For each example, Section 2.4 in the Appendix analyzes the need for adjustment and Supplemental Digital Content 2 contains an implementation in R (R Core Team, 2021).

Figure 6 shows selection bias caused by a collider at X in a cohort study. Within levels of X , $S^x = S$ and D^x are associated because of the open path $S-V-X-U-D^x$. However, $S^x \perp\!\!\!\perp D^x \mid (X, C)$ where $C = \{U\}$, $C = \{V\}$, or $C = \{U, V\}$, so the cohort condition holds given at least one of U and V . Conditioning on $\{U\}$ or $\{U, V\}$ controls both confounding and selection bias because U blocks the backdoor path from X to D^x . Conditioning on V alone controls selection bias but not confounding. This form of selection bias requires an open backdoor path from exposure to disease, so it will disappear whenever confounding is controlled.

If the study shown in Figure 1 is analyzed as a case-control study, we get

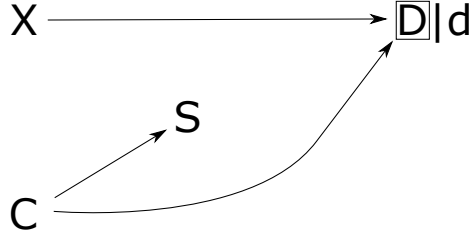


Figure 7: SWIG for setting $D = d$ in the DAG from Figure 1, which shows selection bias caused by a collider at D . Because S is not a descendant of D , $S^d = S$. The box around D represents conditioning on D , which is required to assess the case-control condition. Selection bias remains if the arrow from X to D is replaced by an open backdoor path.

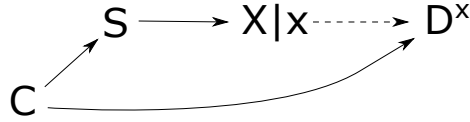


Figure 8: SWIG for setting $X = x$ in the eligible population for a clinical trial, where selection S precedes assignment of treatment X and there is a common cause C of disease and selection into the trial. Note that $S^x = S$ because S is not a descendant of X .

selection bias caused by a collider at D . Figure 7 shows the SWIG that results from setting $D = d$. Because D is a collider on the path $S-C-D-X$, we have $S = S^d \not\perp\!\!\!\perp X | D$. This path can be blocked by conditioning on C , so we have $S \perp\!\!\!\perp X | (D, C)$ and the case-control condition holds given C . We also get selection bias caused by a collider at D if the causal path from X to D is replaced by an open backdoor path.

2.5 Selection bias without colliders

Figure 8 shows a randomized clinical trial in which there is a common cause C of disease and selection. The arrow from S to X exists because selection into the trial affects the probability of treatment, which might be near zero outside the study population. The standard explanation for the role of randomization is that it prevents backdoor paths from X to D , which is true if we draw a DAG representing causal relationships within study population (which does not include S). However, the DAG representing the eligible population (which includes S) has a backdoor path $X-S-C-D$.

In Figure 8, the cohort and case-control conditions both fail without conditioning on C even under the null hypothesis. The cohort condition holds given C because $S \perp\!\!\!\perp D^x | (X, C)$. Without conditioning on C , there is a backdoor path from S to D^x . Randomization ensures that:

- All backdoor paths from X to D are blocked by conditioning on S , so the effect of X on D is unconfounded within the study population.
- Because $C \perp\!\!\!\perp X | S$, all exposure groups have the same distribution of C . Thus, a crude measure of association between X and D is implicitly standardized to the distribution of C in the study population.

Therefore, a randomized trial provides a valid estimate of the causal effect of X on D within the study population without adjustment for C . However, generalization to the eligible population requires adjustment for C if there is effect modification or noncollapsibility. Section A.3 in the Appendix analyzes the need for adjustment, and Supplemental Digital Content 2 contains examples implemented in R (R Core Team, 2021).

If there is no causal effect of X on D , then the null measure of association in the study population will correctly establish the lack of a causal effect in the eligible population. Because the cohort condition fails without conditioning on C , the C -marginal risk of disease within each treatment group will differ from the C -marginal risk of disease that would occur if the eligible population were given the same treatment. Because the cohort condition holds given C , the C -conditional risks of disease in each treatment group will match the corresponding C -conditional risks if the eligible population were given the same treatment.

3 Applications to study design and analysis

The potential outcomes approach to selection simplifies the analysis of matched study designs and case-cohort study designs by eliminating the need to consider cancellation of associations along different paths in a causal graph. Mansournia et al. (2013) analyzed these study designs using DAGs. We reach similar conclusions, but we identify cases where generalization to the eligible population can require adjustment for covariates even when no adjustment is needed for causal effects within the study population (see Section A.4 in the Appendix).

3.1 Matched studies

Figure 9 shows a cohort study matched on a confounder C . The cohort condition holds given C because $S^x \perp\!\!\!\perp D^x | (X, C)$. Because of matching, the distribution of C in the study population can be unfaithful to the DAG. If matching ensures that the distribution of C is the same in all exposure groups in the study population, then $C \perp\!\!\!\perp X | (S = 1)$ even though C and X are d-connected given S . In this case, a crude measure of association based on disease risks is implicitly standardized to a common distribution of C (typically the distribution of C among the exposed). No adjustment for C is needed to estimate the marginal causal effect of X within the study population. However, the distribution of C in the eligible population differs from that in the study population. Generalization to the eligible population requires adjustment for C if there is effect modification or noncollapsibility (see Section A.4.1 in the Appendix).

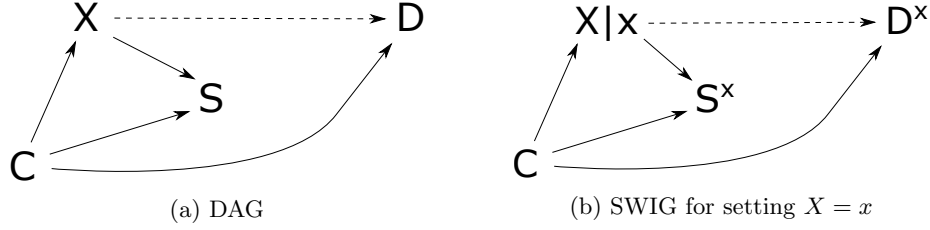


Figure 9: Causal DAG (left) and SWIG for setting $X = x$ (right) in the eligible population for a cohort study matched on a confounder C . The cohort condition holds given C . Because of matching, all exposure groups have the same distribution of C in the study population even though X and C are d-connected in the DAG.

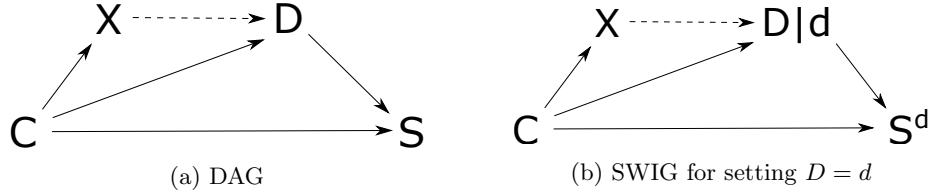


Figure 10: Causal DAG (left) and SWIG for setting $D = d$ (right) in the eligible population for a case-control study matched on a confounder C . The case-control condition holds given C . Because of matching, the case and control groups—not the exposure groups—have the same distribution of C .

Figure 10 shows a case-control study matched on a confounder C . The cohort condition fails because S is a child of D in the DAG, but the case-control condition holds given C because $S^d \perp\!\!\!\perp X \mid (D, C)$. It follows that our measure of association must be based on prevalences of exposure. In this case, matching ensures that the distribution of C is equal in the case and control groups, not in the exposure groups, so the crude odds ratio in the study population does not have a causal interpretation. The C -conditional odds ratios have a causal interpretation, and they are identical up to random variation in the study population and the eligible population. Adjustment for C is necessary away from the null (see Section A.4.2 in the Appendix).

3.2 Case-cohort studies

When there are multiple stages of selection, there must be no unmeasured selection bias at each stage. Figure 11 shows a causal DAG and corresponding SWIGs for a case-cohort study. S_1 indicates selection into the underlying cohort, and S_2 indicates selection into the subcohort or becoming a case (or both). In the first stage, we have $S_1^x \perp\!\!\!\perp D^x \mid X$ so the cohort condition holds unconditionally. In the second stage, the cohort condition fails because of the edge from

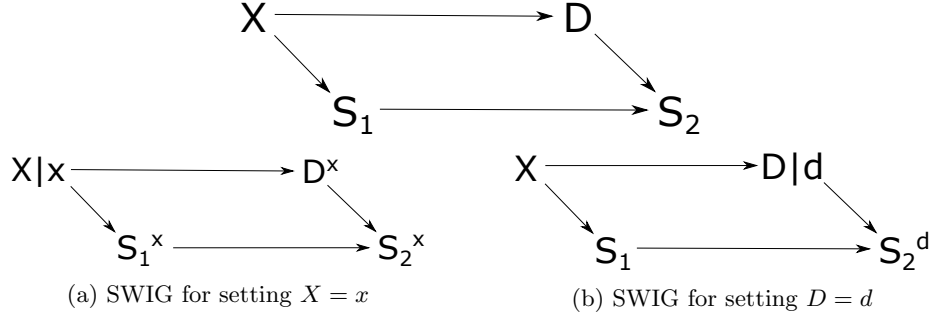


Figure 11: DAG (top) and SWIGs (bottom) for the eligible population in a case-cohort study. S_1 indicates selection into the underlying cohort, and S_2 indicates selection into the subcohort or becoming a case (or both). SWIG (a) shows that cohort condition holds unconditionally for S_1 , and SWIG (b) shows that the case-control condition holds for S_2 given S_1 .

D to S_2 , but the case-control condition holds because $S_2^d \perp\!\!\!\perp X \mid (D, S_1)$. Thus, both S_1 and S_2 avoid unmeasured selection bias. Because the cohort condition does not hold for S_2 , the exposure prevalence in the case and control groups must be used to estimate the causal effect of exposure on disease. The need to stratify on S_1 to control selection bias for S_2 implies that we cannot include cases from outside the original cohort if it was selected based on exposure.

4 Discussion

In the potential outcomes approach, selection bias occurs whenever the cohort condition in equation (2) and the case-control condition in equation (3) both fail. When the cohort condition holds given a set of covariates C , all C -conditional risks of disease are equal up to random variation in the study population and the eligible population. When the case-control condition holds given C , all C -conditional prevalences of exposure are equal up to random variation in the study population and the eligible population. This approach identifies selection bias whenever disease risks and exposure prevalences from the eligible population are both distorted by the selection of study participants, not just a particular measure of association (as in the traditional approach) or all measures of association (as in the structural approach). The potential outcomes definition of selection bias is nonparametric, so it can be analyzed using SWIGs both under and away from the null.

The potential outcomes approach to selection bias has important practical applications in epidemiology. It allows the simultaneous analysis of confounding and selection bias, explicitly links the selection of study participants to the estimation of measures of association, distinguishes clearly between internal and external validity (i.e., generalizability), and simplifies the analysis of complex study designs. In future research, we hope to extend this approach to more

complex exposures and outcomes, including selection bias in studies with time-dependent confounding that cannot be controlled through stratification alone.

We have assumed throughout that our DAGs completely represent causal relationships in the eligible population. Causal relationships in a different population might not be completely represented by the same DAGs. Thus, the lack of selection bias does not guarantee that the causal effect of treatment can be generalized to a population containing individuals who were not eligible for the study. It guarantees generalizability but not transportability (Dahabreh and Hernán, 2019), which is a strong argument for the inclusive recruitment of study participants in epidemiology.

Supplemental Digital Content

Supplemental Digital Content 1: Appendix that uses the approach of Section 2.2 to determine whether adjustment is necessary for generalization to the eligible population in several examples from the text (pdf file).

Supplemental Digital Content 2: R implementations of examples (text file).

Acknowledgements

I would like to thank Miguel Hernán, Forrest Crawford, and Sander Greenland for their comments on early versions of this manuscript. This work was supported by National Institute of Allergy and Infectious Diseases (NIAID) grants R01 AI116770 and National Institute of General Medical Sciences (NIGMS) grant U54 GM111274. The content is solely the responsibility of the author and does not represent the official views or policies of NIAID, NIGMS, or the National Institutes of Health.

References

- Berkson, J. (1946). Limitations of the application of fourfold table analysis to hospital data. *Biometrics Bulletin* 2(3), 47–53.
- Breslow, N. E. (1996). Statistics in epidemiology: the case-control study. *Journal of the American Statistical Association* 91(433), 14–28.
- Dahabreh, I. J. and M. A. Hernán (2019). Extending inferences from a randomized trial to a target population. *European Journal of Epidemiology* 34, 719–722.
- Didelez, V., S. Kreiner, and N. Keiding (2010). Graphical models for inference under outcome-dependent sampling. *Statistical Science* 25(3), 368–387.
- Greenland, S. (1977). Response and follow-up bias in cohort studies. *American Journal of Epidemiology* 106(3), 184–187.

- Greenland, S. and J. Pearl (2011). Adjustments and their consequences—collapsibility analysis using graphical models. *International Statistical Review* 79(3), 401–426.
- Greenland, S., J. Pearl, and J. Robins (1999). Causal diagrams for epidemiologic research. *Epidemiology* 10, 37–48.
- Greenland, S. and J. M. Robins (1986). Identifiability, exchangeability, and epidemiological confounding. *International Journal of Epidemiology* 15(3), 413–419.
- Greenland, S., J. M. Robins, and J. Pearl (1999). Confounding and collapsibility in causal inference. *Statistical Science* 14(1), 29–46.
- Hernán, M. A. (2017). Invited commentary: selection bias without colliders. *American Journal of Epidemiology* 185(11), 1048–1050.
- Hernán, M. A., S. Hernández-Díaz, and J. M. Robins (2004). A structural approach to selection bias. *Epidemiology* 15(5), 615–625.
- Mansournia, M. A. and S. Greenland (2015). The relation of collapsibility and confounding to faithfulness and stability. *Epidemiology* 26(4), 466–472.
- Mansournia, M. A., M. A. Hernán, and S. Greenland (2013). Matched designs and causal diagrams. *International Journal of Epidemiology* 42(3), 860–869.
- Miettinen, O. (1976). Estimability and estimation in case-referent studies. *American Journal of Epidemiology* 103(2), 226–235.
- Miettinen, O. S. (1985). The “case-control” study: Valid selection of subjects. *Journal of Chronic Diseases* 38(7), 543–548.
- Miettinen, O. S. and E. F. Cook (1981). Confounding: Essence and detection. *American Journal of Epidemiology* 114(4), 593–603.
- Pearl, J. (1995). Causal diagrams for empirical research. *Biometrika* 82(4), 669–688.
- R Core Team (2021). *R: A Language and Environment for Statistical Computing*. Vienna, Austria: R Foundation for Statistical Computing.
- Richardson, T. S. and J. Robins (2013a). Single world intervention graphs (SWIGs). Technical report, Technical report, University of Washington.
- Richardson, T. S. and J. M. Robins (2013b). Single world intervention graphs (SWIGs): A unification of the counterfactual and graphical approaches to causality. *Center for the Statistics and the Social Sciences, University of Washington Series. Working Paper* 128(30), 2013.
- Rosenbaum, P. R. and D. B. Rubin (1983). The central role of the propensity score in observational studies for causal effects. *Biometrika* 70(1), 41–55.

- Rothman, K. J., S. Greenland, and T. L. Lash (2008). *Modern Epidemiology* (Third ed.). Lippincott Williams & Wilkins.
- Rubin, D. B. (1974). Estimating causal effects of treatments in randomized and nonrandomized studies. *Journal of Educational Psychology* 66(5), 688.
- Wacholder, S., J. K. McLaughlin, D. T. Silverman, and J. S. Mandel (1992). Selection of controls in case-control studies: I. principles. *American journal of epidemiology* 135(9), 1019–1028.
- Wickramaratne, P. J. and T. R. Holford (1987). Confounding in epidemiologic studies: The adequacy of the control group as a measure of confounding. *Biometrics* 43(4), 751–765.

A Appendix

Here, we use the approach outlined in Section 2.2 to determine when adjustment for C is necessary in examples from the main text. Because the odds ratio is collapsible under the null hypothesis when there is no confounding, “adjustment is required when there is effect modification or noncollapsibility” means that adjustment is required for any measure of association subject to effect modification and for the odds ratio away from the null. When there is no unmeasured selection bias given C , no effect modification by C in the study population is equivalent to no effect modification in the eligible population. Establishing whether adjustment is necessary requires knowledge of C , so it is important to measure C whenever conditioning on C is needed to avoid selection bias under the potential outcomes approach.

A.1 Example from Greenland (1977)

In Figure 1, the cohort condition holds given C because $S^x \perp\!\!\!\perp D^x \mid C$. Assuming no effect modification by C on the relevant scale and faithfulness of the causal DAG, we get the following results for the need to adjust for C :

- For the risk difference and risk ratio: In the eligible population, $C \perp\!\!\!\perp X$ so $A_E = A_{CE}$. In the study population, $C \perp\!\!\!\perp X \mid S$ so $A_S = A_{CS}$. Thus, $A_E = A_{CE} = A_{CS} = A_S$.
- For the odds ratio: In the eligible population, $C \not\perp\!\!\!\perp X \mid D$ away from the null because of conditioning on the collider at D (away from the null) and $C \not\perp\!\!\!\perp D \mid X$ because of the arrow from C to D , so $A_E \neq A_{CE}$. In the study population, we have $C \not\perp\!\!\!\perp X \mid (D, S)$ away from the null and $C \not\perp\!\!\!\perp D \mid (X, S)$, so $A_C \neq A_{CS}$. Thus, $A_E \neq A_{CE} = A_{CS} \neq A_S$ away from the null. Under the null, D is no longer a collider so $C \perp\!\!\!\perp X \mid D$ and $C \perp\!\!\!\perp X \mid (D, S)$, and we have $A_E = A_{CE} = A_{CS} = A_S$.

As observed by Hernán (2017), adjustment for C is required when there is effect modification or noncollapsibility.

The example in Greenland (1977) was used to show that loss to follow-up in a cohort study could cause selection bias even when it was not associated with exposure. The study population is the observed cohort (i.e., uncensored individuals) and the eligible population is the underlying complete cohort (i.e., censored and uncensored individuals). The 2×2 table for X and D in the observed cohort has a risk ratio of 2.05 with a χ^2 p-value of 0.020, but the corresponding 2×2 table in the complete cohort has a risk ratio of 1.69 with $p = 0.065$. Thus, an epidemiologist using a 0.05 level of significance would reject the null based on the observed cohort data even though they would fail to reject based on the complete cohort data.

However, the null hypothesis that the risk among the censored individuals among the uncensored individuals has a p-value of 0.49, so it is not clear that the risk ratio has been systematically distorted. When the size of the cohort is

multiplied by 100, this null hypothesis has a p-value of 0.03. However, the 2×2 table for X and S in the enlarged cohort has a χ^2 p-value of 0.00024, so X and S no longer appear to be independent. Assuming faithfulness of the DAG, this implies an arrow X and S in Figure 1, making S a collider on a path from X to D . In Supplemental Digital Content 2, the tables from Greenland (1977) are recreated in R (R Core Team, 2021).

A.2 Selection bias with a collider at X or D

Collider at X In the SWIG in Figure 7, the cohort condition holds given at least one of U and V . Figure 12 shows the underlying DAG. Both exchangeability and the cohort condition hold given U , so conditioning on U controls both confounding and selection bias. Assuming faithfulness of the DAG and no effect modification by C on the relevant scale we get the following results for U :

- For the risk difference and risk ratio: In the eligible population, $U \not\perp\!\!\!\perp X$ because of the arrow from U to X and $U \not\perp\!\!\!\perp D \mid X$ because of the arrow from U to D so $A_E \neq A_{UE}$. In the study population, $U \not\perp\!\!\!\perp X \mid S$ and $U \not\perp\!\!\!\perp D \mid (X, S)$ so $A_S \neq A_{CS}$. Thus, $A_E \neq A_{UE} = A_{US} \neq A_S$ and adjustment for U is required.
- For the odds ratio: In the eligible population, $U \not\perp\!\!\!\perp X \mid D$ and $U \not\perp\!\!\!\perp D \mid X$ so $A_E \neq A_{UE}$. In the study population, $U \not\perp\!\!\!\perp X \mid (D, S)$ and $U \not\perp\!\!\!\perp D \mid (X, S)$ so $A_S \neq A_{US}$. Thus, $A_U \neq A_{UE} = A_{US} \neq A_S$ and adjustment for U is required.

Conditioning on V controls selection bias (via the cohort condition) but not confounding, so we check only the second and third equalities in equation (8). Under the same assumptions as for U :

- For the risk difference and risk ratio: In the study population, $V \not\perp\!\!\!\perp X \mid (D, S)$ because of the arrow from V to X and $V \not\perp\!\!\!\perp D \mid (X, S)$ because of conditioning on the collider at X so $A_S \neq A_{VS}$. Thus, $A_{VE} = A_{VS} \neq A_S$ and adjustment for V is required.
- For the odds ratio: In the study population, $V \not\perp\!\!\!\perp X \mid (D, S)$ because of the arrow from V to X and $V \not\perp\!\!\!\perp D \mid (X, S)$ because of conditioning on the collider at X so $A_S \neq A_{VS}$. Thus, $A_{VE} = A_{VS} \neq A_S$ and adjustment for V is required.

In both populations, these results hold both under and away from the null hypothesis of no causal path from X to D . Therefore, adjustment for at least one of U and V is always required to control selection bias, and adjustment for V is always required to control confounding.

Collider at D The argument in Section A.1 shows that adjustment for C is needed away from the null but not under the null.

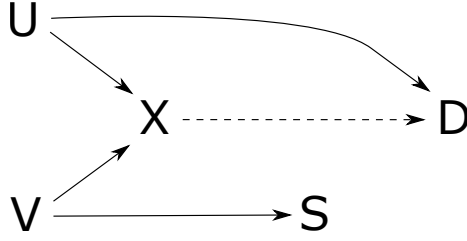


Figure 12: DAG underlying the SWIG in Figure 6 in the main text.

A.3 Clinical trial

In the clinical trial in Figure 8, there is a backdoor path from X to D through C , so only C -conditional measures of association have a causal interpretation in the eligible population. Thus, we check only the second and third equalities in equation (8) to determine whether adjustment for C is necessary. Because the cohort condition holds given C , $A_{CE} = A_{CS}$ for all three measures of association. Assuming faithfulness of the DAG and no effect modification by C on the relevant scale, we get:

- For the risk difference and risk ratio: In the study population, $C \perp\!\!\!\perp X | S$ so $A_S = A_{CS}$. Thus, $A_{CE} = A_{CS} = A_S$ and no adjustment for C is necessary.
- For the odds ratio: In the study population, $C \not\perp\!\!\!\perp X | (D, S)$ because of conditioning on the collider at D (away from the null) and $C \not\perp\!\!\!\perp D | (X, S)$ because of the arrow from C to D . Thus, $A_{CE} = A_{CS} \neq A_S$ and adjustment for C is necessary. Under the null, D is not a collider. In this case, $C \perp\!\!\!\perp X | (D, S)$ so $A_{CE} = A_{CS} = A_S$ and no adjustment for C is necessary.

Therefore, generalization to the eligible population requires adjustment for C whenever there is effect modification or noncollapsibility.

Figure 13 shows the marginal causal odds and risk ratios in a population with a C -conditional causal odds ratio of two at both levels of a binary covariate C . Both measures are sensitive to the proportion of the population with $C = 1$: The odds ratio varies from 1.57 to 2.00 because of noncollapsibility, and the risk ratio varies from 1.11 to 1.67 because of effect modification. Figure 14 shows the marginal causal odds and risk ratios in a population with a C -conditional causal risk ratio of two at each level of C . The risk ratio is constant because of collapsibility, but the odds ratio varies from 2.25 to 6.00 because of effect modification. Under the null hypothesis, the marginal odds and risk ratios always equal one. Even when X is randomized, some measures of association generalize to the eligible population only with adjustment for C . In Supplemental Digital Content 2, these examples are implemented in R (R Core Team, 2021).

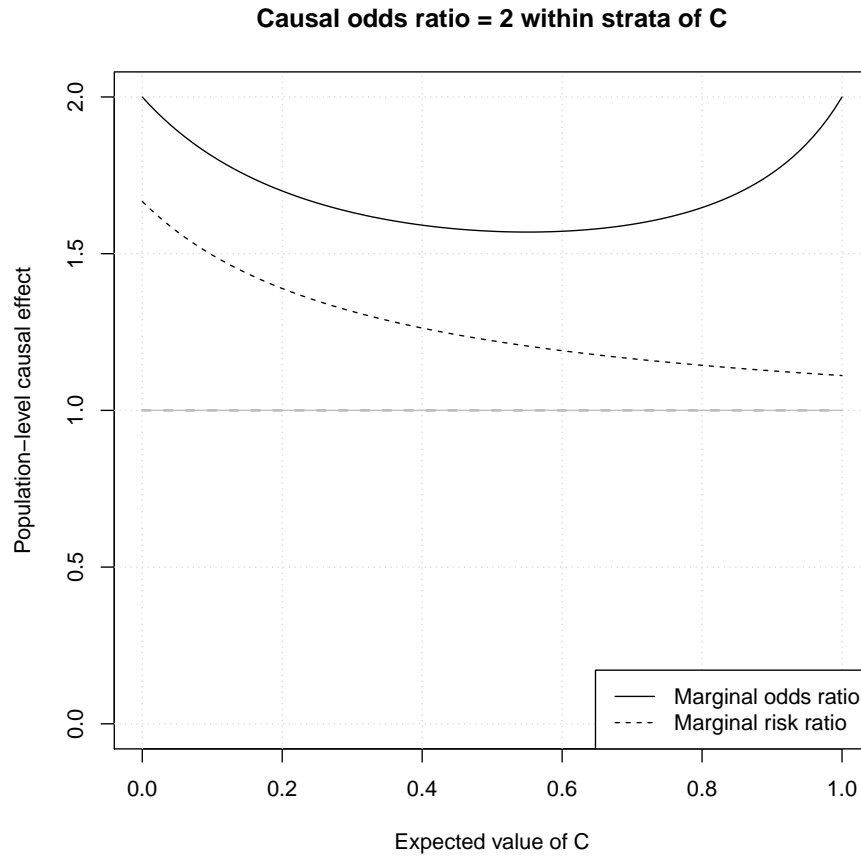


Figure 13: Risk ratios and odds ratios from a population where the risk of disease among the untreated is 0.2 when $C = 0$ and 0.8 when $C = 1$. There is a common C -conditional causal odds ratio of two. Black lines show marginal odds and risk ratios comparing the treated to the untreated. Gray lines show marginal odds and risk ratios under the null.

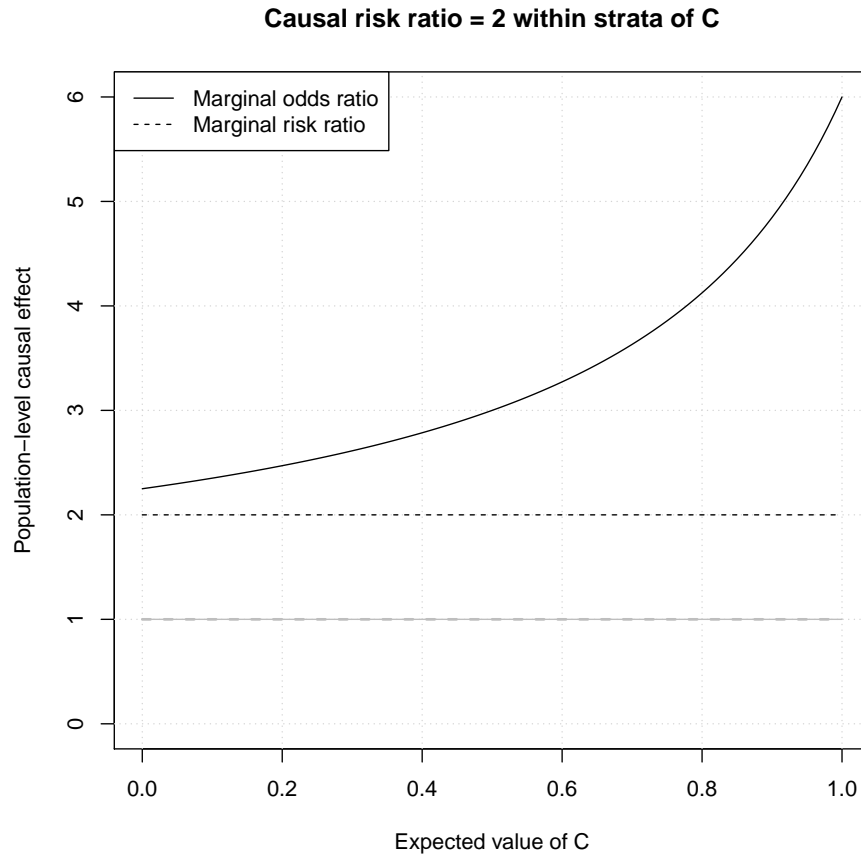


Figure 14: Population-level risk ratios and odds ratios when the risk of disease among the untreated is 0.1 when $C = 0$ and 0.4 when $C = 1$. There is a common C -conditional causal risk ratio of two. Black lines show marginal odds and risk ratios comparing the treated to the untreated. Gray lines show marginal odds and risk ratios under the null.

A.4 Matched studies

Recall that, when C is a confounder, we check only the second and third equalities in equation (8). The second equality is guaranteed when the cohort condition or case-control condition holds given C . For the third equality, we will focus on the case where matching ensure that X and C are independent in the study population. In this case, we have $C \perp\!\!\!\perp X | (S = 1)$ even though X and C even when they are d-connected given S in the DAG. Because of this lack of faithfulness in the DAG when $S = 1$, we specify explicitly below that we condition on $S = 1$. When the DAG is faithful, there is no need to specify a particular value of S .

A.4.1 Matched cohort study

In the matched cohort study in Figure 9, the cohort condition holds given C because $S^x \perp\!\!\!\perp D^x | C$. Assuming the DAG is faithful other than matching on C and no effect modification by C , we get the following results:

- For the risk difference and risk ratio: In the study population, we have $C \perp\!\!\!\perp X | (S = 1)$ because of matching, so $A_S = A_{CS}$. Thus, $A_{CE} = A_{CS} = A_S$ and no adjustment for C is necessary.
- For the odds ratio: In the study population, we have $C \not\perp\!\!\!\perp X | (D, S = 1)$ because of conditioning on the collider at D (away from the null) and $C \not\perp\!\!\!\perp D | (X, S = 1)$ because of the arrow from C to D , so $A_S \neq A_{CS}$. Thus, $A_{CE} = A_{CS} \neq A_S$ away from the null and adjustment for C is necessary. Under the null, D is no longer a collider so $C \perp\!\!\!\perp X | (D, S = 1)$ and $A_{CE} = A_{CS} = A_S$ and no adjustment for C is necessary.

Therefore, generalization to the eligible population requires adjustment for C if there is effect modification or noncollapsibility.

C is associated with X but not a confounder If we remove the arrow from C to D in the DAG in Figure 9, then C is associated with X but not a confounder. In this case, the cohort condition holds without conditioning on C , so no adjustment for C is necessary—either for estimating the causal effect within the study population or for generalization to the eligible population.

C is associated with D but not a confounder: If we remove the arrow from C to X in the DAG in Figure 9, then C is associated with D but not a confounder. Thus, the C -marginal measure of association A_E has a causal interpretation and we check all three equalities in equation (8). Because of the path S^x - C - D^x in the corresponding SWIG, the cohort condition holds only when we condition on C . The cohort condition guarantees that $A_{CE} = A_{CS}$. Under the same assumptions as above, we get the following results:

- For the risk difference and risk ratio: In the eligible population, we have $C \perp\!\!\!\perp X$, so $A_E = A_{CE}$. In the study population, we have $C \perp\!\!\!\perp X | (S = 1)$

because of matching, so $A_S = A_{CS}$. Thus, $A_E = A_{CE} = A_{CS} = A_S$ and no adjustment for C is necessary.

- For the odds ratio: In the eligible population, we have $C \not\perp\!\!\!\perp X \mid D$ because of conditioning on the collider at D (away from the null) and $C \not\perp\!\!\!\perp D \mid X$ because of the arrow from C to D , so $A_E \neq A_{CE}$. In the study population, we have $C \not\perp\!\!\!\perp X \mid (D, S = 1)$ because of conditioning on the collider at D (away from the null) and $C \not\perp\!\!\!\perp D \mid (X, S = 1)$ because of the arrow from C to D , so $A_S \neq A_{CS}$. Thus, $A_E \neq A_{CE} = A_{CS} \neq A_S$ away from the null and adjustment for C is necessary. Under the null, D is no longer a collider so $C \perp\!\!\!\perp X \mid D$ and $C \perp\!\!\!\perp X \mid (D, S = 1)$, so $A_E = A_{CE} = A_{CS} = A_S$ and no adjustment for C is necessary.

As when C was a confounder, adjustment for C is necessary when there is effect modification or noncollapsibility. The only difference is that the C -marginal measure of association in the eligible population has a causal interpretation when C is not a confounder.

A.4.2 Matched case-control study

In the matched case-control study in Figure 10, the case-control condition holds given C and we have $C \perp\!\!\!\perp D \mid (S = 1)$ by design. To evaluate the necessity of adjustment for C , we look only at the conditions for the odds ratio in equation (10). Assuming the DAG is faithful other than matching on C and no effect modification by C , we get the following results:

- For the odds ratio: In the study population, we have $C \not\perp\!\!\!\perp D \mid (X, S = 1)$ away from the null because conditioning on X blocks the path C - X - D that was open when we conditioned only on $S = 1$. We also have $C \not\perp\!\!\!\perp X \mid (D, S = 1)$ because of the arrow from C to X . Thus, $A_{CE} = A_{CS} \neq A_S$ and adjustment for C is necessary. Under the null, we have $C \perp\!\!\!\perp D \mid (X, S = 1)$ because of matching, so $A_{CE} = A_{CS} = A_S$ and no adjustment for C is needed.

Therefore, adjustment for C is needed when there is a causal effect of X on D in any stratum of C .

C associated with X but not a confounder: If we remove the arrow from C to D in the DAG in Figure 10, then C is associated with X but not a confounder. The marginal odds ratio A_E in the eligible population now has a causal interpretation, so we check all three equalities in equation (8). The second equality holds because the case-control condition holds given C . Under the same assumptions as above, we get the following results:

- For the odds ratio: In the eligible population, $C \perp\!\!\!\perp D \mid X$ because of the collider at S , so $A_E = A_{CE}$. In the study population, $C \not\perp\!\!\!\perp D \mid (X, S = 1)$ away from the null because conditioning on X blocks the path C - X - D that was open when we conditioned only on $S = 1$. We also have

$C \not\perp\!\!\!\perp X | (D, S = 1)$ because of the arrow from C to X . Thus, $A_E = A_{CE} = A_{CS} \neq A_S$ and adjustment for C is necessary away from the null. Under the null, we have $C \perp\!\!\!\perp D | (X, S = 1)$ because of matching, so $A_E = A_{CE} = A_{CS} = A_S$ and no adjustment for C is needed.

Therefore, adjustment for C is needed when there is a causal effect of X on D in any stratum of C . The DAG for the case-control study in Figure 4 is similar to the one we get here, but adjustment under the null is necessary for the case-control study without matching because $C \not\perp\!\!\!\perp D | (X, S = 1)$.

C associated with D but not a confounder: If we remove the arrow from C to X in Figure 10, then C is associated with D but not a confounder. Because the C -marginal odds ratio A_E in the eligible population has a causal interpretation, we check all three equalities in equation (8). The second equality holds because the case-control condition holds given C . Without conditioning on C , the path X - D - C - S^d is open because of conditioning on the collider at D . Under the same assumptions as above, we get the following results:

- For the odds ratio: In the eligible population, $C \not\perp\!\!\!\perp X | D$ because of conditioning on the collider at D (away from the null) and $C \not\perp\!\!\!\perp D | X$ because of the arrow from C to D , so $A_E \neq A_{CE}$. In the study population, $C \perp\!\!\!\perp D | (X, S = 1)$ because matching ensures $C \perp\!\!\!\perp D | (S = 1)$ and all paths from X to C go through D , so $A_S = A_{CS}$. Thus, $A_E \neq A_{CE} = A_{CS} = A_S$ away from the null. Under the null, $C \perp\!\!\!\perp X | D$ so $A_E = A_{CE} = A_{CS} = A_S$.

Under the null, no adjustment for C is needed. Away from the null, adjustment for C is not needed to estimate the common C -conditional causal odds ratio when there is no effect modification by C , but it is needed to estimate the C -marginal causal odds ratio in the eligible population. Adjustment for C is also needed if there is effect modification by C . Without matching, the case-control condition would hold without conditioning on C , so no adjustment would be needed.

A.5 Conclusions

The results derived above generally fit the pattern observed by Hernán (2017) and, for matched studies, by Mansournia et al. (2013). When conditioning on C is required to control selection bias under the potential outcomes approach, generalization to the eligible population requires adjustment when the measure of association is noncollapsible or there is effect modification by C . When conditioning on C is necessary to prevent selection bias under the potential-outcomes framework, at most one of the risk difference, risk ratio, and odds ratio can escape the need for adjustment for C away from the null. Under the null, all three measures can simultaneously escape the need to adjust for C .