

Investigation of Speaker-adaptation methods in Transformer based ASR

Vishwas M. Shetty, Metilda Sagaya Mary N J, S. Umesh

Department of Electrical Engineering, Indian Institute of Technology Madras, Chennai, India

ee17s045@smail.iitm.ac.in, ee18d013@smail.iitm.ac.in, umeshs@ee.iitm.ac.in

Abstract

End-to-end models are fast replacing conventional hybrid models in automatic speech recognition. A transformer is a sequence-to-sequence framework solely based on attention, that was initially applied to machine translation task. This end-to-end framework has been shown to give promising results when used for automatic speech recognition as well. In this paper, we explore different ways of incorporating speaker information while training a transformer-based model to improve its performance. We present speaker information in the form of speaker embeddings for each of the speakers. Two broad categories of speaker embeddings are used: (i) fixed embeddings, and (ii) learned embeddings. We experiment using speaker embeddings learned along with the model training, as well as one-hot vectors and x-vectors. Using these different speaker embeddings, we obtain an average relative improvement of 1% to 3% in the token error rate. We report results on the NPTEL lecture database. NPTEL is an open-source e-learning portal providing content from top Indian universities.

Index Terms: Transformer, Speech Recognition, Speaker Adaptation, x-vector

1. Introduction

The recognition performance of an Automatic Speech Recognition (ASR) system is affected by speaker variations. Speaker adaptation in conventional DNN-HMM based systems was explored in [1, 2, 3, 4, 5, 6]. i-vectors appended to input features have been shown to improve the model performance. The use of i-vectors for speaker adaptation was explored in [3, 4, 5]. Along with i-vectors, the use of x-vectors, deep CNN embeddings for speaker adaptive training of DNN was explored in [2]. In [6], d-vectors were used for speaker adaptation.

Speaker adaptation in an End-to-End (E2E) framework was explored in [7, 8, 9, 10]. In [10], speaker i-vectors extracted from the training data were stored in a memory block and accessed through a learned attention mechanism during the testing time. The resulting vector was called the memory vector and was appended to the acoustic features while training the E2E model. This was an unsupervised speaker adaptation approach, in the sense that it did not require i-vector computation during testing. In [7], two approaches for adaptation; Kullback-Leibler divergence (KLD) adaptation and Multi-task learning (MTL) adaptation of an E2E Connectionist Temporal Classification (CTC) based model was proposed. Speaker adaptation in a multi-channel E2E framework was proposed in [9].

In [11], a method for speaker adaptation by making use of a personalized speech synthesizer and a neural language generator was proposed. The primary objective in [11] was to address the problem of data sparsity in the case of rapid speaker adaptation. Their approach was similar to back-translation in a machine translation problem. The speech synthesizer was adapted to the target speaker by using about a minute of speech data, which was then used to synthesize relevant text generated by the

neural language generator. The synthesized speech, along with the original speech data for adaptation, is used for the acoustic model adaptation.

In the transformer-based E2E framework, [12] proposed a speaker-aware speech-transformer. Here speaker embeddings were obtained by attention over i-vectors. At each time step, a weighted combination of i-vectors was calculated to generate a speaker embedding.

In this paper, we propose to study the effect of providing speaker information on ASR performance for systems built on a transformer framework. We explore different ways of providing speaker information while training the model as well as during testing. Speaker information is provided in the form of embeddings for each of the speakers. We have experimented with different types of embeddings: *one-hot*, *x-vectors*, *learned embeddings*, and different ways of incorporating them: *add*, *concatenate*.

2. Dataset

National Programme on Technology Enhanced Learning (NPTEL) is an open-source e-learning portal managed and co-ordinated by the Indian Institutes of Technology (IITs) and Indian Institute of Science (IISc). NPTEL provides free access to lecture videos and study materials for courses taught at top Indian universities. It covers a plethora of subjects covering engineering, basic sciences, humanities, and social science.

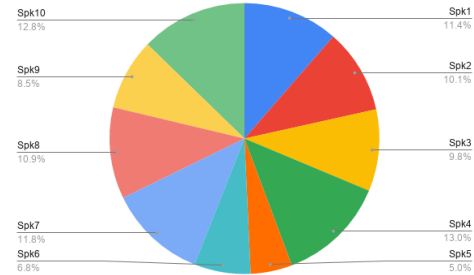


Figure 1: Speaker wise distribution of the train set

The lecture video and their corresponding subtitles have been made available in the public domain. In this paper, we have worked with lectures from Computer Science and Electrical Engineering domain. The lecture video files are available in .mp4 format. Audio was extracted from these files in .wav format by sampling at 16kHz. The transcriptions for audio files were obtained from their corresponding SRT files which had times stamps as well as corresponding captions. The speaker, i.e., the instructor for each course is different. Data from ten different courses were used in our experiments. All lectures are in Indian English. The data set details are given in Table 1. The *train*, *dev*, and *eval* sets have data from the **same set of speakers**. Speaker wise data distribution in the *train* set is shown in

Figure 1. The *eval* and *dev* have similar speaker distribution. Further, *train* and *dev* sets have 10 speakers each, whereas *eval* set has 9 speakers.

	train	dev	eval
Dur (hours)	196	5.35	5.20
# Speakers	10	10	9

Table 1: NPTEL data set Statistics

3. Experimental Details

The sequence to sequence encoder-decoder model is trained based on the transformer [13] framework. The encoder has 12 layers, whereas the decoder has 6 layers. Each layer in both the encoder and decoder have a self-attention module followed by 2048 feed-forward units with ReLU non-linearity. The self-attention module had an attention dimension of 256 and four attention heads. The batch size was set to 32 with accumgrad 2. This is equivalent to having a batch size of 64. “noam” optimizer (section 5.3 of [13]) with the 25000 warmup steps, and an initial transformer learning rate of 10 was used. All the models were trained for 40 epochs. The final model was obtained by averaging the best five models. The experiments were run on the V100 and GTX1080 GPU cards. Kaldi [14] and ESP-net [15] tool kits were used to train our models. The model training was based on the hybrid CTC/Attention [16] architecture. Connectionist Temporal Classification (CTC) alignments being monotonic guide the training of the attention model. The objective function for this hybrid training procedure is:

$$L_{MOL} = \lambda \log p_{ctc}(C|X) + (1-\lambda) \log p_{att}^*(C|X)$$

Here X is the input acoustic feature frame, and C is its corresponding target sequence. In this experiment, we use Byte Pair encoding (BPE) [17] subword units. λ , the multitask learning coefficient, is a tunable parameter that decides the contribution from CTC and attention components. In our experiments, we have set λ to 0.3 both while training and decoding in most of the cases except for x-vectors, where we found $\lambda = 0.1$ was optimal while decoding.

4. Different Speaker Embedding Implementations

The *Baseline* model in our experiment was the model trained without speaker information provided in any form. This speaker-independent model was trained with 83-dimensional features, i.e., 80-dimensional filter bank features along with 3 pitch related features. These were obtained by using 25ms window frames, with a frameshift of 10ms. These were then passed through two conv2d layers with stride 2 each. Hence the input of “T” frames to the conv2d layers was reduced to “T/4” at the output of conv2d. The target set consisted of 159 BPE units. For speaker adaptation, we provide speaker embeddings both during training and testing, i.e., speaker-adaptive training. In the next few sections, we describe the different ways in which we provide the speaker embeddings.

4.1. One-hot vector as embedding

Since in our experiments, we were dealing with ten different speakers, ten-dimensional one-hot speaker embeddings were used. That is $[1\ 0\ 0\ 0\ 0\ 0\ 0\ 0\ 0\ 0]$ for *Spk1*, $[0\ 1\ 0\ 0\ 0\ 0\ 0\ 0\ 0\ 0]$ for *Spk2* and so on. Given an utterance, all the feature frames belong to one speaker. Hence each of the frames from a

given utterance is concatenated with the same one-hot speaker embedding. These ten-dimensional one-hot vectors were concatenated to the input acoustic feature frames, as shown in Figure 2. The input acoustic feature frames are 83 dimensional, and hence after appending one-hot vectors, the input becomes 93 dimensional. This model has been referred to as *One-hot* in this paper.

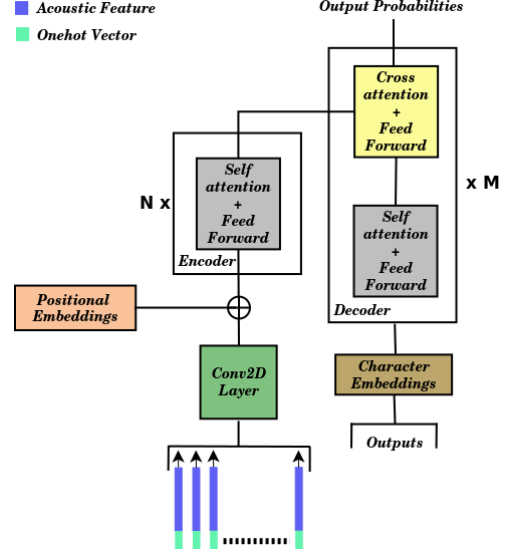


Figure 2: Appending One-hot vectors as speaker embedding to acoustic feature frames

4.2. X-vector as embedding

A 512 dimension x-vector embedding is obtained for each speaker using a pretrained model built in Kaldi. The pre-trained model¹ was built using Voxceleb data. We have used x-vectors extracted **per speaker** in our experiments, i.e., since we have 10 speakers, we extracted 10 x-vectors. We have explored three ways of using these speaker based x-vector embeddings.

4.2.1. Add to encoder output

The 512 dimension x-vector for a given speaker is first down projected to 256 dimensions and then added to all the output vectors from the speaker final encoder layer, as shown in Figure 3. These speaker embedding added encoder vectors are then used to calculate attention with each decoder layer output. This model is referred to as *xvector.out.add* in this paper. Note that projection is learned during model training.

4.2.2. Concatenate to encoder output

The 512 dimension x-vector for given speaker is concatenated to all the 256 dimension output vectors from the final encoder layer. These $256 + 512 = 768$ dimension output vectors are then down projected to 256 dimensions and used to calculate attention with each decoder layer output, as shown in Figure 4. In this case, also, projection is learned during training. This model is referred to as *xvector.out.cat* in this paper.

4.2.3. Append at the input of the encoder

Here the 512 dimension x-vector is first down projected to 83, i.e., to the dimension of the input acoustic feature vec-

¹http://kaldi-asr.org/models/8/0008_sit.v2_1a.tar.gz

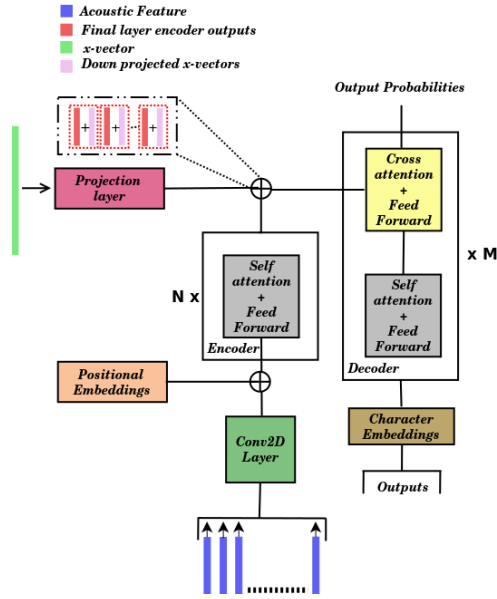


Figure 3: Adding down-projected x -vector to the output of the final encoder layer

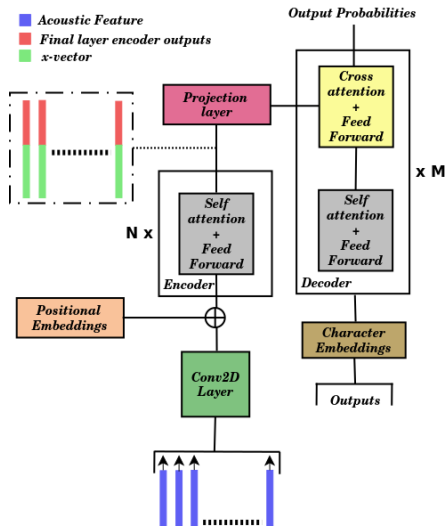


Figure 4: Concatenating x -vector to the output of the final encoder layer

tors. The 83 dimension x -vectors are then used as the first and the last frames for that utterance. Hence “T” acoustic feature frames in a given utterance, after x -vector append, will result in “T+2” frames. These are then passed through the conv2d layer, as shown in Figure 5. This model is referred to as *x-vector_in_append* in this paper. As usual, projection is learned during training.

4.2.4. Concatenate to the encoder input

Here the 512 dimension x -vector is first down projected to 83 and then concatenated to the 83 dimensional input acoustic frames. This approach is similar to *One-hot* approach shown in Figure 2 with one-hot vectors replaced by down projected x -vectors. The input to the conv2d has the dimension $83 + 83 = 166$. This model is referred to as *x-vector_in_cat* in this paper.

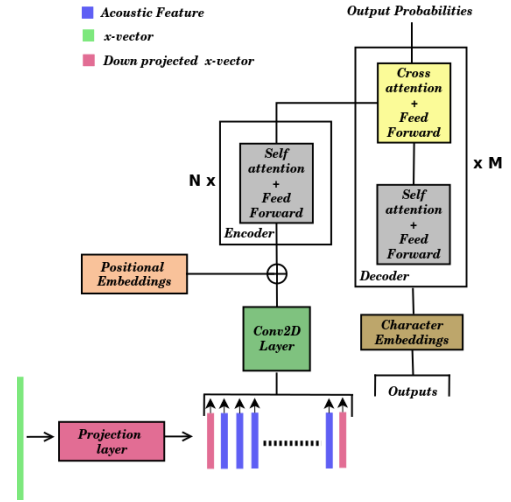


Figure 5: Appending down projected x -vector as first and last frames along with the input acoustic feature frames

4.3. Learned Speaker Embedding

So far, in all our experiments, the speaker embeddings for each of the speakers were decided a priori, i.e., before training. We then explored methods to learn the speaker embedding, instead of providing a fixed vector as an embedding. In the NPTEL data set used in our experiments, a speech segment/utterance belongs to one speaker. We make use of this information to learn speaker embeddings for each speaker. The speaker embeddings are learned similar to the way character embeddings are learned at the transformer decoder. Like the character embedding matrix at the decoder, we learn a speaker embedding matrix at the encoder. This speaker embedding matrix is learned along with the model training.

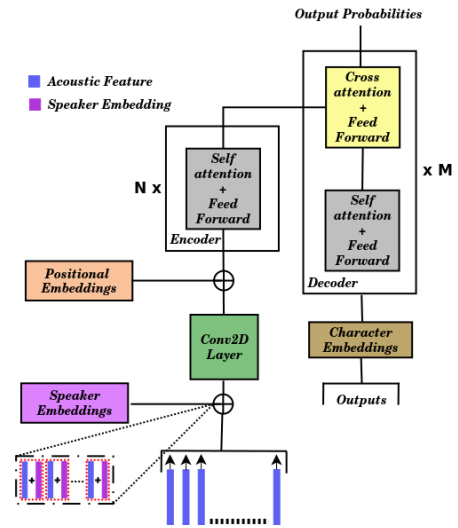


Figure 6: Adding learned speaker embedding vectors to the acoustic feature frames

We have experimented with two different ways of incorporating these learned speaker embeddings, i.e., adding and concatenating them to the acoustic feature frames. The dimension of the learned embedding is decided based on how it is to be incorporated. In case of adding, the embedding dimension was matched to the dimension of the input acoustic features,

	Spk1	Spk2	Spk3	Spk4	Spk5	Spk6	Spk7	Spk8	Spk9	Spk10	Avg
<i>Baseline</i>	12.66	4.68	12.61	17.01	6.30	14.86	3.82	3.33	8.45	19.01	11.12
<i>x-vector_out_add</i>	12.70	4.74	12.82	17.71	6.60	14.47	3.78	3.25	8.14	19.09	11.27
<i>x-vector_out_cat</i>	12.68	4.49	12.81	17.47	6.01	14.60	3.40	3.27	7.99	19.44	11.18
<i>x-vector_in_cat</i>	12.46	4.68	12.65	17.14	6.69	15.89	3.72	3.45	7.54	18.80	11.06
<i>One-hot</i>	12.31	4.80	12.30	17.33	6.37	14.34	3.73	3.26	7.72	18.92	11.03
<i>x-vector_in_append</i>	12.41	4.77	12.34	16.95	6.22	15.07	3.34	3.09	7.85	19.54	11.03
<i>x-vector_out_add + 0.1λ</i>	12.85	4.62	12.38	17.11	6.54	15.07	3.44	3.19	8.27	18.38	11.00
<i>Spk_embed add</i>	12.44	4.85	12.28	16.85	5.77	13.82	3.35	3.15	7.51	19.11	10.93
<i>Spk_embed concat</i>	12.38	4.79	12.09	16.97	6.03	14.34	3.28	3.31	7.51	18.66	10.86
<i>x-vector_in_append + 0.1λ</i>	12.41	4.72	11.86	16.98	6.33	14.86	3.18	3.05	7.93	18.32	10.79

Table 2: Speaker wise %TER comparison for dev set

	Spk1	Spk2	Spk3	Spk4	Spk5	Spk6	Spk7	Spk8	Spk9	Spk10	Avg
<i>Baseline</i>	9.69	7.71	21.73	19.68	8.39	-	10.05	5.04	15.17	17.66	13.96
<i>x-vector_out_add</i>	9.61	7.73	21.94	20.61	8.07	-	10.26	5.05	15.25	17.68	14.18
<i>x-vector_out_cat</i>	9.65	7.88	21.96	20.27	7.91	-	10.37	4.99	14.68	17.82	14.12
<i>One-hot</i>	9.49	7.83	22.12	20.20	8.07	-	10.37	5.17	15.10	17.50	14.10
<i>x-vector_in_cat</i>	9.65	7.66	21.57	19.93	8.28	-	10.22	4.94	14.84	17.70	13.96
<i>x-vector_in_append</i>	9.52	7.72	21.57	19.91	8.36	-	10.23	5.15	14.97	17.42	13.94
<i>x-vector_out_add + 0.1λ</i>	9.72	7.59	21.33	19.97	7.78	-	10.07	5.22	14.86	17.55	13.93
<i>Spk_embed add</i>	9.47	7.36	21.61	19.78	7.86	-	10.32	5.13	14.84	17.56	13.88
<i>Spk_embed concat</i>	9.49	7.56	21.18	19.88	7.86	-	10.38	5.08	14.84	17.23	13.82
<i>x-vector_in_append + 0.1λ</i>	9.49	7.56	20.93	19.58	8.34	-	10.19	5.23	14.96	17.47	13.78

Table 3: Speaker wise %TER comparison for eval set (Spk6 is not present in the eval set)

whereas in the case of concatenating, their dimension was set to ten. In this paper, we refer to speaker embedding “add” and “concatenate” models as *Spk_embed add* and *Spk_embed concat* respectively. Figure 6 shows the *Spk_embed add* approach. *Spk_embed concat* is similar to the *One-hot* approach shown in Figure 2 with one-hot vector being replaced by the learned speaker embeddings generated by the speaker embedding matrix.

5. Analysis

Since we are using BPEs as the sub-word units, we report results in terms of Token Error Rates. Given in Table 2 and Table 3 are %TERs for the *dev* and *eval* sets, respectively. Here λ is the MTL coefficient. Note that during testing, we assume that we know the speaker’s identity. Hence during testing, we provide the corresponding speaker embedding of the speaker. There is a small, consistent improvement across most speakers for learned embeddings. Some of the observations from the tables are:

- *One-hot* gets some improvement on *dev* set but is worse for most speakers in the *eval* set.
- *x-vector_in_cat* performs slightly better than *Baseline* on *dev* set but is almost same in case of *eval* set.
- Both ways of providing x-vector at the output, i.e., add and concatenate, did not provide any significant improvement. On observing the train and validation accuracies, we found that though the attention accuracies of *x-vector out* were better than the *Baseline* model, their CTC loss was inferior to the *Baseline* CTC loss. As a check, we reduced λ the MTL coefficient while decoding from 0.3 to 0.1, thus reducing

the CTC factor. These results have been referred to as *x-vector_out_add + 0.1 λ* in Tables 2 and 3. With λ set to 0.1, xvector embeddings at the encoder output improve slightly over the baseline for both *dev* and *eval* sets.

- Learned speaker embeddings, both when added and concatenated give improvement, over *Baseline* model.
- Providing x-vectors at the input of the encoder by appending them to feature vectors and decoding with $\lambda = 0.1$, i.e., *x-vector_in_append + 0.1 λ* gave the best performance among all the speaker embeddings discussed in this paper. This corresponds to the implementation in Figure 5 with corresponding description in section 4.2.3.

6. Conclusion and Future work

In this paper, we have explored different ways of adapting a Transformer based E2E speech recognizer. Performance of different types of speaker embeddings; *onehot*, *x-vector*, and *learned_embedding* has been reported. We compare different ways of incorporating these embeddings while training: adding, concatenating, at encoder input, and at encoder output. From the results, it was observed that among the different embeddings discussed in this paper, providing x-vectors at the input of the encoder gives the best recognition accuracy. We get 1% and 3% relative improvement over the *Baseline* model on *eval* and *dev* sets respectively. Here, we have worked with a small set (ten) of speakers and closed (seen speaker) test conditions. In future, we would like to explore working with more number of speakers and also extend to an open (unseen speaker) test condition.

7. References

- [1] H. Seki, K. Yamamoto, T. Akiba, and S. Nakagawa, "Rapid speaker adaptation of neural network based filterbank layer for automatic speech recognition," in *2018 IEEE Spoken Language Technology Workshop (SLT)*, 2018, pp. 574–580.
- [2] J. Rownicka, P. Bell, and S. Renals, "Embeddings for dnn speaker adaptive training," in *2019 IEEE Automatic Speech Recognition and Understanding Workshop (ASRU)*, 2019, pp. 479–486.
- [3] G. Saon, H. Soltau, D. Nahamoo, and M. Picheny, "Speaker adaptation of neural network acoustic models using i-vectors," in *2013 IEEE Workshop on Automatic Speech Recognition and Understanding*, 2013, pp. 55–59.
- [4] V. Gupta, P. Kenny, P. Ouellet, and T. Stafylakis, "I-vector-based speaker adaptation of deep neural networks for french broadcast audio transcription," 05 2014.
- [5] A. Senior and I. Lopez-Moreno, "Improving dnn speaker independence with i-vector inputs," in *Proc. ICASSP*, 2014.
- [6] Y. Zhao, J. Li, S. Zhang, L. Chen, and Y. Gong, "Domain and speaker adaptation for cortana speech recognition," in *2018 IEEE International Conference on Acoustics, Speech and Signal Processing (ICASSP)*, 2018, pp. 5984–5988.
- [7] K. Li, J. Li, Y. Zhao, K. Kumar, and Y. Gong, "Speaker adaptation for end-to-end ctc models," in *2018 IEEE Spoken Language Technology Workshop (SLT)*, 2018, pp. 542–549.
- [8] S. Mirsamadi and J. H. Hansen, "On multi-domain training and adaptation of end-to-end rnn acoustic models for distant speech recognition," in *Proc. Interspeech 2017*, 2017, pp. 404–408. [Online]. Available: <http://dx.doi.org/10.21437/Interspeech.2017-398>
- [9] T. Ochiai, S. Watanabe, S. Katagiri, T. Hori, and J. R. Hershey, "Speaker adaptation for multichannel end-to-end speech recognition," in *IEEE International Conference on Acoustics, Speech, and Signal Processing (ICASSP)*, Apr. 2018, pp. 6707–6711. [Online]. Available: <https://www.merl.com/publications/TR2018-006>
- [10] L. Sar, N. Moritz, T. Hori, and J. L. Roux, "Unsupervised speaker adaptation using attention-based speaker memory for end-to-end asr," in *ICASSP 2020 - 2020 IEEE International Conference on Acoustics, Speech and Signal Processing (ICASSP)*, 2020, pp. 7384–7388.
- [11] Y. Huang, L. He, W. Wei, W. Gale, J. Li, and Y. Gong, "Using personalized speech synthesis and neural language generator for rapid speaker adaptation," in *ICASSP*, April 2020.
- [12] Z. Fan, J. Li, S. Zhou, and B. Xu, "Speaker-aware speech-transformer," in *2019 IEEE Automatic Speech Recognition and Understanding Workshop (ASRU)*, 2019, pp. 222–229.
- [13] A. Vaswani, N. Shazeer, N. Parmar, J. Uszkoreit, L. Jones, A. N. Gomez, Ł. Kaiser, and I. Polosukhin, "Attention is all you need," in *Advances in neural information processing systems*, 2017, pp. 5998–6008.
- [14] D. Povey, A. Ghoshal, G. Boulianne, L. Burget, O. Glembek, N. Goel, M. Hannemann, P. Motlicek, Y. Qian, P. Schwarz *et al.*, "The kaldi speech recognition toolkit," in *IEEE 2011 workshop on automatic speech recognition and understanding*, no. CONF. IEEE Signal Processing Society, 2011.
- [15] S. Watanabe, T. Hori, S. Karita, T. Hayashi, J. Nishitoba, Y. Unno, N. Enrique Yalta Soplin, J. Heymann, M. Wiesner, N. Chen, A. Renduchintala, and T. Ochiai, "Espnet: End-to-end speech processing toolkit," in *Interspeech*, 2018, pp. 2207–2211. [Online]. Available: <http://dx.doi.org/10.21437/Interspeech.2018-1456>
- [16] S. Watanabe, T. Hori, S. Kim, J. R. Hershey, and T. Hayashi, "Hybrid ctc/attention architecture for end-to-end speech recognition," *IEEE Journal of Selected Topics in Signal Processing*, vol. 11, no. 8, pp. 1240–1253, 2017.
- [17] P. Gage, "A new algorithm for data compression," *C Users Journal*, vol. 12, no. 2, pp. 23–38, 1994.