

Intercepting Hail Hydra: Real-Time Detection of Algorithmically Generated Domains

Fran Casino¹, Nikolaos Lykousas¹, Ivan Homoliak², Constantinos Patsakis^{1,3}, and Julio Hernandez-Castro⁴

¹Department of Informatics, University of Piraeus, Greece

²Faculty of Information Technology, Brno University of Technology, Czech Republic

³Information Management Systems Institute of Athena Research Center, Greece

⁴School of Computing, University of Kent, United Kingdom.

Abstract

A crucial technical challenge for cybercriminals is to keep control over the potentially millions of infected devices that build up their botnets, without compromising the robustness of their attacks. A single, fixed C&C server, for example, can be trivially detected either by binary or traffic analysis and immediately sink-holed or taken-down by security researchers or law enforcement. Botnets often use Domain Generation Algorithms (DGAs), primarily to evade take-down mechanisms. DGAs enlarge the lifespan of a malware campaign, thus enhancing its profitability. They can also contribute to hardening attack attribution. In this work, we introduce **HYDRA** the most comprehensive and complete available dataset of Algorithmically-Generated Domains (AGD). The dataset contains more than 100 DGA families, including both real-world and adversarial ones. We analyse the dataset and discuss the possibility of differentiating between benign requests (to real domains) and malicious ones (to AGDs) in real-time. The simultaneous study of so many families and variants introduces several challenges; nonetheless, it alleviates biases found in previous literature that deals with small datasets and exploit some characteristic features of particular families. To this end, we thoroughly compare our approach with the current state-of-the-art and highlight some methodological shortcomings in the actual state of practice. The outcomes obtained show that our method significantly outperforms the current state-of-the-art in terms of both accuracy and efficiency.

Index terms— Malware, Domain Generation Algorithms, Botnets, DNS, Algorithmically Generated Domain

1 Introduction

The continuous arms race between malware authors and security researchers has pushed modern malware to evolve into highly sophisticated software, that can be used to infect millions of devices. The vast amount of sensitive information that can be extracted from infected devices, coupled with the harnessing of their resources and processing power, provides a wide range of monetisation methods fuelling a flourishing worldwide underground economy.

While device infection is the key that paves the way in, the main objectives are generally persistence and orchestration. An orchestrating entity, the botmaster, manages infected devices (bots) which in many cases can scale to the order of millions, creating what we call a botnet [41]. The botmaster manages a Command and Control (C&C) server that communicates with the bots. This communication must preserve some degree of unlinkability to thwart any attempts to identify the botmaster. To ensure unlinkability and as a counter-measure against take-down mechanisms, botnets frequently make use of domain fluxing [37, 59] through Domain Generation Algorithms (DGAs). DGAs produce a vast amount of domain names, which bots try to communicate with iteratively to find the actual C&C server. However, only a small part of them is registered, creating a hydra effect [32]. The botmaster may regularly pivot control between domains, and hamper the task of seizing control of the botnet. This is helped by the fact that an outsider cannot determine which domains will be used, nor statically block all these requests. The latter stems from the fact that there are too many domains, and the seed yielding a sequence of

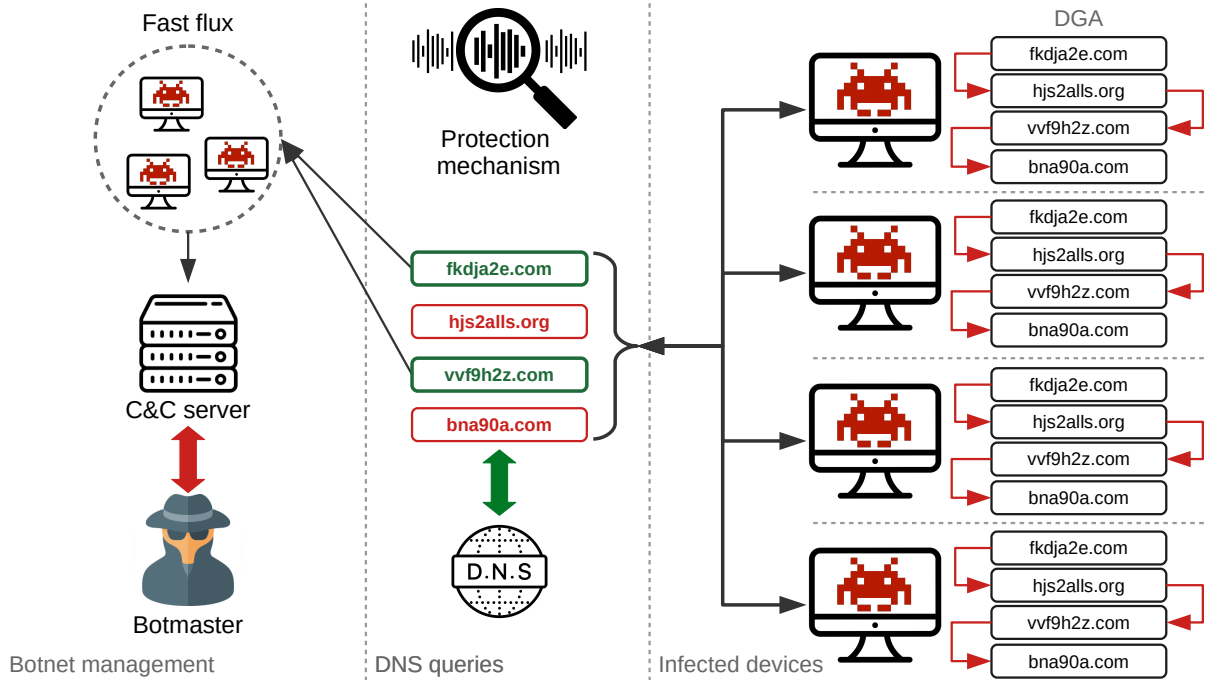


Figure 1: The *modus operandi* of a typical DGA-powered botnet. Source: [36].

domains might change frequently. Figure 1 illustrates the *modus operandi* of a typical DGA-powered botnet.

Currently, there are several families of DGAs employed by various malware with varying rates of requests and different characteristics. This heterogeneous landscape deters the timely and accurate detection of an Algorithmically-Generated Domain (AGD) [50] request, which could serve as an accurate indicator of compromise (IoC) of a host at the network level. Recent research tries to categorise DNS requests per DGA, often exploiting WHOIS-based features. We agree that from the perspective of an ISP, CSIRT, or CERT, such an approach might be beneficial. However, we argue that from the perspective of the endpoint security, such an approach cannot be considered adequate. First, the network operator does not generally know which DGA is utilised by the malware that infected a given host in her network. Second, utilisation of the WHOIS database introduces a significant time delay, that in many situations cannot be tolerated by the hosts.

1.1 Contributions

Motivated by the continuous evolution of DGAs, we introduce a real-world collection called **HYDRAS**, which consists of more than 95 million domains belonging to 105 unique DGA families. To the best of our knowledge, this is the largest and most representative DGA dataset to date.

During the analysis of our dataset, we discuss the possibility of differentiating between benign requests and malicious ones, as well as classifying the malware families that use them, in real-time. Next, we present a comprehensive feature extraction approach, which includes lexical and statistical computations over the collected DGAs, as well as English gibberish detectors. Using the proposed feature set, we perform a thorough evaluation of our dataset, and the results show that our method outperforms the current state-of-the-art in terms of both accuracy and efficiency.

More importantly, we highlight inherent biases in other methods that can be attributed to the selection of limited datasets and/or features, which prevent their application in real-world scenarios. For example, employing a dataset composed of only a few families that exhibit very characteristic patterns might easily yield almost optimal detection rates, but will lead to ad-hoc solutions that are too specific and cannot be generalised. This is, unfortunately, a common practice in the existing literature and praxis. Any researcher can easily fall into it, unknowingly, by simply considering in his dataset families like **bamital**, **CCleaner**, or **chir**, which all produce hexadecimal values of specific length as second-level domains (SLDs). It is obvious that one can easily differentiate benign domains from such DGAs with almost 100% accuracy by merely checking whether the SLD is a hex value of specific length. Nonetheless,

not all DGAs families are that+ easy to detect.

Due to the particularities of this research field and the methodologies used by the current state-of-the-art, we also highlight some recommendations for fairer future evaluations. These are particularly relevant for comparing the results of our experiments with other approaches.

1.2 Organization

The rest of this work is organised as follows. In Section 2, we briefly describe DGA-related preliminaries, and we provide a thorough review of the related work. In Section 3, we describe our dataset in detail. Afterwards, we describe our approach, providing an extensive account of our methodology, including feature extraction, as well as the tools and algorithms employed. We discuss our results in Section 5, while we compare them to the current state-of-the-art. In Section 6, we provide an analysis of the outcomes as well as a methodological analysis and comparison with the literature. Finally, we conclude the paper in Section 7 and discuss open issues for future research.

2 Background

DGAs are one of the main pillars of the success of botnets. They were first devised more than ten years ago, and they have been steadily refined over the years by successive generations of malware developers. These algorithms generate a set of AGDs to communicate with C&C servers, thus eliminating the risks associated with using static IP addresses [7, 33]. In [35], the authors generalise the notion of DGAs by extending them to other protocols beyond DNS, and they propose the term Resource Identifier Generation Algorithms (RIGAs). The authors show how decentralised permanent storage (DPS) has some potential drawbacks and exploitable characteristics for armouring a botnet, a fact that has already been exploited in the real world [6] due to the immutability property of DPS. Figure 2 depicts the hierarchy of RIGAs.

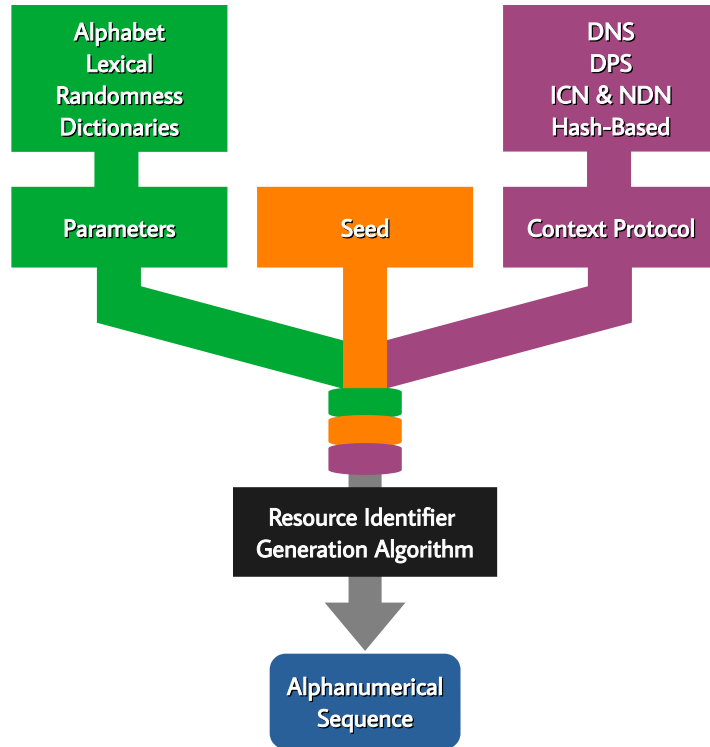


Figure 2: RIGA generation flow, including diverse context protocols, such as DPS and DNS.

In its most basic form, DGAs create a set of domain names by using a deterministic pseudo-random generator (PRNG) [43, 37]. Therefore, (infected) devices belonging to a botnet query a set of domains generated by the DGA until they are correctly resolved to a valid IP, corresponding to the C&C server. Since the location of the C&C server dynamically changes, blacklisting domains is a very inefficient protection technique. Additionally, this makes seizing the botnet much more difficult, since we would

need to take (register) all domain names generated by the DGA (with a given seed) for disrupting the botmaster only for a short amount of time. This process will generally be very costly. Hence, the botmaster benefits from the high ratio between the number of generated domains and registered ones, which makes her operation cheap as compared to the cost defending against it, which involves registering all possible domains.

According to the literature, there are two main DGA families: (i) **Random-based** DGA methods, which use a PRNG to generate a set of characters that form a domain name, and (ii) **Dictionary/Wordlist-based** DGA methods, which use a dictionary to produce domains. Nevertheless, we may also consider other types of DGA families, which use more subtle approaches, i.e. valid domains that were previously hacked to hide their C&C servers (i.e. domain shadowing) [28] as well as DGAs that generate domains that are very similar to existing valid domains [9], further hindering the detection task. Considering the dependency of the pre-shared secret (or seed) on time, Plohmman et al. [38] further categorise DGAs into: (i) *time-independent and deterministic*, (ii) *time-dependent and deterministic*, and (iii) *time-dependent and non-deterministic*.

A random forest classifier (RNDF) based on a set of features such as word correlations, frequency, and part-of-speech tags is proposed in [52]. Berman [11] proposed a methodology based on Capsule Networks (CapsNet) to detect AGDs; the author compared his method with well-known approaches such as RNNs and CNNs, and the outcomes showed similar accuracy yet better performance. Xu et al. [49] proposed the combination of n-gram and a deep CNNs to create an n-gram combined with character-based domain classification (n-CBDC) model. Their model runs in an end-to-end fashion and does not require domain feature extraction. Vinayakumar et al. [47] implemented a set of deep learning architectures with Keras embedding and classical machine learning algorithms to classify DGA families. Their best-reported configuration is obtained when using RNNs and SVM with a radial basis function (SVM-RBF). Yang et al. [51] propose a heterogeneous deep neural network framework, which extracts the local features of a domain name as well as a self-attention based Bi-LSTM to extract further global features. Their outcomes showed higher accuracy than traditional DGA classifiers.

Adversarial and Anti-Forensic Techniques to DGAs. Recently, an exciting trend of deploying anti-forensic techniques in DGA has become popular, aiming to create hard-to-detect DGA families and to test the performance of classifiers. Anderson et al. [5] proposed a generative adversarial network (GAN), which can learn and bypass classical detectors. Afterwards, they improved the performance of used AGD detectors with the training data generated by the GAN. Alaeiyan et al. [2] proposed a DGA family created with a genetic algorithm considering lexical features such as pronounceability. Their experiments showed that such a DGA family was hard to detect by classical approaches. In a similar vein, Yun et al. [55] used n-gram distribution and the pronounceability/readability of domains as a basis to create a novel DGA based on neural language models and the Wasserstein GAN (WGAN), which caused low detection rates for traditional DGA detection techniques. Spooren et al. [44] showed that their deep learning RNN performs significantly better than classical machine learning approaches. Besides, the authors stressed that one of the issues of manual feature engineering is that an adversary may adapt her strategy if she knows which features are used in the detection. Fu et al. [20] proposed two DGAs that use hidden Markov models (HMMs) and probabilistic context-free grammars, which were tested on state-of-the-art detection systems. Their results revealed that these DGAs hindered the detection rate of used approaches. Patsakis and Casino [34] proposed a probabilistic method to detect wordlist-based DGAs, which exploited the fact that some DGAs use a relatively limited dictionary, often resulting in word repetitions and the “birthday problem”. Their method is capable of detecting both real-world and custom DGAs created to fool traditional detectors.

Finally, due to the widespread use of covert/encrypted communication channels for DNS (e.g. DNSCurve, DNS over HTTPS and DNS over TLS) or C&C connections in general [58, 21], malware creators have an additional layer to hide their activity, rendering traditional DGA detection useless. Nevertheless, as shown by Patsakis et al. [36], NXDomain detection can still be performed in such a scenario as well as feature extraction, so that DGA families can still be classified with high performance.

3 The HYDRAS Dataset

In this section, we introduce the HYDRAS dataset, which consists of a collection of benign and AGD domains, both real-world as well as adversarial. The name of the dataset originates from the insightful parallelism of Nadji et al. [32] of DGA-powered botnets with the mythical ancient Greek monster Hydra.

Benign domains are sampled from the Alexa 1M dataset. Since the Alexa dataset contains sites and

not domains, we had to preprocess it as follows. First, we removed all top-level domain names (e.g. *.com*, *.org*) from each entry and kept only the SLD. Then, we pruned the duplicates since some web pages have multiple entries in the dataset due to localisation (e.g. *google.com* and *google.co.in*) or been subdomains of identical services (e.g. various blogs of *blogspot.com*). Finally, we removed all internationalised domain names, since they are encoded using Punycode¹ representation. After preprocessing the Alexa dataset, we ended up with 915,994 unique domains.

Table 1: Distribution of records per DGA in our dataset. DGAs in **green** denote DGAs which were initially underrepresented, so their source code was used to create more samples, while **purple** denotes adversarial ones.

Class	Support	Class	Support	Class	Support	Class	Support
bamital	86892	feodo	247	omexo	41	sisron	2580
banjori	439423	fobber	2000	padcrypt	246096	sphinx	174726
bedep	7814	fobber_v1	298	pandabanker	32484	suppobox	98304
beebone	72	fobber_v2	299	pitou	74314	sutra	3295
bigviktor	999	gameover	22723000	pizd	16384	symmi	65
blackhole	732	geodo	576	post	66000	szribi	20661
bobax/kraken/oderoor	30459	gozi	163529	proslifean	218399	tempedreve	13323
ccleaner	12000	goznm	364	pushdo	380427	tinba	72719
chinad	750312	gsby	100	pushdotid	6000	tinyuke	52832
chir	100	hesperbot	16512	pyksa	1996763	tofsee	2100
conficker	2082010	infy	5220	pyksa_v1	44688	torpig	18716
corebot	20931	khaos	10000	pyksa_v2_fake	798	tsifiri	59
cryptolocker	368196	kingminer	252	pyksa_v2_real	198	ud2	491
cryptowall	56624	locky	994381	pyksa2	1248	ud3	20
darkshell	49	madmax	4850	pyksa2s	9960	ud4	70
deception	149854	makloader	256	qadars	630127	vawtrak	17807
deception2	149908	matsnu	40050	qakbot	4579999	vidro	62567
diamondfox	279	mirai	2716	qghost	23	vidrotid	101
dircrypt	11210	modpack	107	qsnatch	1246482	virut	23669176
dmsniff	70	monerodownloader	2995	ramdo	6000	volatilecedar	498
dnschanger	1499578	monerominer	364271	ramnit	150662	wd	32172
dromedan	10000	murofet	13824213	ranbyus	578080	xshellghost	12001
dyre	2046998	murofetweekly	600000	redyms	91	xxhex	1900
ebury	2000	mydoom	2599	rovnix	207996	zloader	29992
ekforward	3649	ncurs	12751075	shifu	2554		
emotet	431048	nymaim	700102	shotob/urlzone/bebloh	37031	Total	95,325,598
enviserv	500	nymaim2	110511	simda	24345		

In the case of AGDs, the use of a single dataset, unfortunately very frequent in the literature, leads to several issues and biases that can easily drive towards wrong analysis and misleading conclusions. For instance, the public feed of DGAs provided by the Network Security Research Lab at 360² as well as the DGAarchive [38] provide real-world datasets with millions of samples from many DGA families. Nonetheless, despite the numerous samples in both these datasets, many malware families are significantly underrepresented. A demonstrative example is the *xshellghost* family in the 360 dataset, which contains only a single sample at the time of writing. Thankfully, the researchers at 360 have reversed the code of this DGA³.

Since the provision of many samples is required to perform a decent evaluation of any detection technique, we utilised the available code of DGAs that contained only a few samples, to populate our dataset further. Our dataset was initialised with several public DGA repositories, e.g., J. Bader’s [10], A. Abakumov’s [1], and P. Chaignon’s [16]. As explained above, we additionally used DGA code available at these repositories to generate enough samples for underrepresented DGA families; we used a few random seeds and/or the extended date range to obtain new samples.

Since we used the original code of the DGAs, the appended domains have identical characteristics to the original ones and might occur in the real-world as well. Thus, these AGDs could have been collected in the real world. Moreover, we added the SLDs of three adversarial DGAs, namely *deception*, *deception2* [44] and *khaos* [55].

In summary, our dataset consists of 95,325,598 AGDs belonging to a total of 109 families, from which 105 are unique.⁴ The families included, along with their corresponding number of collected samples, are reported in Table 1. The dataset is available for download at <https://zenodo.org/record/3965397> [15].

¹<https://tools.ietf.org/html/rfc3492>

²<https://data.netlab.360.com/dga/>

³<https://github.com/360netlab/DGA/blob/master/code/xshellghost/dga.py>

⁴A few DGAs are used by multiple families.

4 Proposed Features

We thoroughly analysed the AGDs in our dataset as well as the ideas behind existing AGD detection approaches in the literature. We found out that the basic strategy for detecting non-wordlist-based DGAs is to take advantage of the fact that they, in general, make little effort to be human-memorable, as they are randomly generated. Moreover, even if they show a high correlation with readable words in terms of vowel/consonant usage, etc., the generated domains are expected to contain from zero to only a few words having a short length.

A general description of our approach is as follows: On receiving a domain name for analysis, we first cache it to see correlations with previous ones. Then, we try to determine whether the SLD matches some specific patterns, e.g. whether it is a hex value, the combination of vowels/consonants. Later, after removing all digits, we try to break the remaining characters into words. Within these words, we prune the short ones (e.g. stop words, articles) and study the remaining to determine whether they are real or just gibberish. Moreover, we compute the entropy of the domain and a subset of the patterns created during the correlation process. All the above provide us with several features that can be efficiently used to determine whether a domain name is benign or not, without the need for external information (e.g. WHOIS) or waiting for the domain name resolution revealing whether it is an NXDomain. In this way, we may prune a significant amount of requests, regardless of their outcome.

The features used in our method are defined in Table 2. The first set of parameters is computed when trying to identify valid n-grams and words. For the former, we train our n-gram model with Alexa n-grams with lengths three, four and five. For the latter, we use the `wordninja`⁵ word splitter, which probabilistically splits its input using NLP based on the unigram frequencies of the English Wikipedia. Hence, we split the domain into meaningful words, according to a minimum word-length w . Therefore, only terms which contain at least w characters are considered as significant. Then, we compute what percentage of the domain characters are meaningful, by calculating the ratio γ between characters belonging to words and the domain’s total length. Next, we compute two more sets of features according to statistical attributes as well as ratios using the previously calculated features.

In addition, we use a Gibberish detection layer, which consists of two methods. The first one is a 2-character Markov chain Gibberish detector⁶, which is trained with English text to determine how often characters appear next to each other. Therefore, a text string is valid if it obtains a value above the probability threshold for each pair of characters. The second is a Gibberish classifier.⁷ In this case, the method checks mainly three features of the text: (i) whether the amount of unique chars is within a typical range, (ii) whether the amount of vowels is within a standard range and (iii), whether the word to char ratio is in a healthy range. Finally, we compute the entropy of a subset of the alphanumeric sequences to enrich the feature set. Due to space constraints, we have included the average weight for each classification task, which we further detail in Section 5.

5 Experimental Setup

In this section, we detail our setup and classification experiments. We also report the previous results of our peers when a comparison with our current work is reasonable, to facilitate the assessment of our method and serve as a basis for later discussion.

5.1 Classification

We assess the power of our proposed features (see Section 4) to differentiate between malicious and benign domains (binary classification), as well as between several families of DGAs (multiclass classification). We employ a Random Forest model, which is a non-parametric ensemble classifier. Random Forest achieved outstanding performance results before on DGA classification tasks [2, 5].

The hyperparameters of the Random Forest algorithm were tuned with grid search, to maximise classification performance in the task of distinguishing between benign and malicious domains in a subset of our dataset. We found that best performance is achieved using an ensemble of 100 decision trees with unlimited depth and bootstrap aggregation (bagging), where each new tree is fitted from a bootstrap sample of the training data [14].

⁵<https://github.com/keredson/wordninja>

⁶<https://github.com/rrenaud/Gibberish-Detector>

⁷<https://github.com/ProgramFOX/GibberishClassifier-Python>

Table 2: Features used in our approach. The average weight denotes the relevance (in percentage) of certain features to a corresponding classification scenario.

Feature Set	Notation	Description	Avg. Weight (Binary)	Avg. Weight (Multiclass)
Alphanumeric Sequences	<i>Dom</i>	Domain without TLD		
	<i>Dom-D</i>	<i>Dom</i> without the digits		
	<i>Dom-3G</i>	Set of 3-grams of <i>Dom</i>		
	<i>Dom-4G</i>	Set of 4-grams of <i>Dom</i>		
	<i>Dom-5G</i>	Set of 5-grams of <i>Dom</i>		
	<i>Dom-W</i>	Domain concatenated words		
	<i>Dom-WS</i>	Domain concatenated words with spaces		
	<i>Dom-WD</i>	<i>Dom-D</i> concatenated words		
	<i>Dom-WDS</i>	<i>Dom-D</i> concatenated words with spaces		
	<i>Dom-W2</i>	Domain concatenated words of length > 2		
	<i>Dom-W3</i>	Domain concatenated words of length > 3		
Statistical Attributes	<i>L-HEX</i>	The domain name is represented with hexadecimal characters	1.38	0
	<i>L-LEN</i>	The length of <i>Dom</i>	5.32	19.76
	<i>L-DIG</i>	The number of digits in <i>Dom</i>	3.93	11.84
	<i>L-DOT</i>	The number of dots in the raw domain	N/A	2.81
	<i>L-CON-MAX</i>	The maximum number of consecutive consonants <i>Dom</i>	1.36	0.69
	<i>L-VOW-MAX</i>	The maximum number of consecutive vowels <i>Dom</i>	0.32	0.18
	<i>L-W2</i>	Number of words with more than 2 characters in <i>Dom</i>	0.45	1.01
Ratios	<i>L-W3</i>	Number of words with more than 3 characters in <i>Dom</i>	1.59	0.07
	<i>R-CON-VOW</i>	Ratio of consonants and vowels of <i>Dom</i>	1.47	0.61
	<i>R-Dom-3G</i>	Ratio of benign grams in <i>Dom-3G</i>	1.57	1.53
	<i>R-Dom-4G</i>	Ratio of benign grams in <i>Dom-4G</i>	15.23	2.18
	<i>R-Dom-5G</i>	Ratio of benign grams in <i>Dom-5G</i>	11.70	0.43
	<i>R-VOW-3G</i>	Ratio of grams that contain a vowel in <i>Dom-3G</i>	0.75	0.36
	<i>R-VOW-4G</i>	Ratio of grams that contain a vowel in <i>Dom-4G</i>	0.65	0.33
	<i>R-VOW-5G</i>	Ratio of grams that contain a vowel in <i>Dom-5G</i>	0.62	0.26
	<i>R-WS-LEN</i>	<i>Dom-WS</i> divided by <i>L-LEN</i>	7.95	2.42
	<i>R-WD-LEN</i>	<i>Dom-WD</i> divided by <i>L-LEN</i>	2.61	9.35
	<i>R-WDS-LEN</i>	<i>Dom-WDS</i> divided by <i>L-LEN</i>	6.20	7.40
	<i>R-W2-LEN</i>	<i>Dom-W2</i> divided by <i>L-LEN</i>	1.95	0.84
	<i>R-W2-LEN-D</i>	<i>Dom-W2</i> divided by <i>Dom-D</i>	1.28	0.33
	<i>R-W3-LEN</i>	<i>Dom-W3</i> divided by <i>L-LEN</i>	2.61	0.16
	<i>R-W3-LEN-D</i>	<i>Dom-W3</i> divided by <i>Dom-D</i>	2.54	0.16
Gibberish Probabilities	<i>GIB-1-Dom</i>	Gibberish detector 1 applied to <i>Dom</i>	5.12	0.48
	<i>GIB-1-Dom-WS</i>	Gibberish detector 1 applied to <i>Dom-WS</i>	1.67	0.52
	<i>GIB-1-Dom-D</i>	Gibberish detector 1 applied to <i>Dom-D</i>	5.76	0.48
	<i>GIB-1-Dom-WDS</i>	Gibberish detector 1 applied to <i>Dom-WDS</i>	0.82	0.48
	<i>GIB-1-Dom-W2</i>	Gibberish detector 1 applied to <i>Dom-W2</i>	0.46	0.46
	<i>GIB-1-Dom-W3</i>	Gibberish detector 1 applied to <i>Dom-W3</i>	0.97	0.07
	<i>GIB-2-Dom</i>	Gibberish detector 2 applied to <i>Dom</i>	0.92	0.75
	<i>GIB-2-Dom-WS</i>	Gibberish detector 2 applied to <i>Dom-WS</i>	0.87	0.80
	<i>GIB-2-Dom-D</i>	Gibberish detector 2 applied to <i>Dom-D</i>	1.09	0.69
	<i>GIB-2-Dom-WDS</i>	Gibberish detector 2 applied to <i>Dom-WDS</i>	0.89	1.26
	<i>GIB-2-Dom-W2</i>	Gibberish detector 2 applied to <i>Dom-W2</i>	0.19	0.24
	<i>GIB-2-Dom-W3</i>	Gibberish detector 2 applied to <i>Dom-W3</i>	1.00	0.11
Entropy	<i>E-Dom</i>	Entropy of <i>Dom</i>	2.10	12.66
	<i>E-Dom-WS</i>	Entropy of <i>Dom-WS</i>	1.44	8.19
	<i>E-Dom-D</i>	Entropy of <i>Dom-D</i>	2.27	4.76
	<i>E-Dom-WDS</i>	Entropy of <i>Dom-WDS</i>	1.51	3.39
	<i>E-Dom-W2</i>	Entropy of <i>Dom-W2</i>	0.63	1.62
	<i>E-Dom-W3</i>	Entropy of <i>Dom-W3</i>	0.81	0.16

All our experiments were performed on a system equipped with an NVIDIA TITAN Xp PG611-c00 to boost the performance, while we utilised the implementations of the `scikit-learn`⁸ library. We evaluate the performance of the trained classifiers using the standard classifications metrics of Precision, Recall, F_1 score and the area under the curve (AUC).

In all experiments, we employed standard 10-fold cross-validation to get a roughly unbiased estimate of the accuracy of predictive models we trained.

Binary Classification. We employed random sampling without replacement for AGDs domains from the corresponding classes to fit a specific ratio with the benign domains, and we repeated each experiment 100 times (with different sample subsets) to ensure the statistical significance of the results. In the current experiment, we trained a binary Random Forest classifier for each DGA family in our dataset, such that the ratio of AGDs and benign domains was 1:1. Nevertheless, we will use different ratios to reproduce our binary experiment, which will be later described in Section 6) Note that due to the particular format in which several families are available in their reverse-engineered form, as well as in the AGD repositories used to initialise our dataset, we could not use the $L - DOT$ feature homogeneously, and thus, we excluded it from this experiment.

The averaged outcomes of the binary classification can be seen in Table 3. We can observe that most of the DGA families are classified almost without errors, obtaining precision and recall metrics of or above 99.9%. Even in the case of families with small representation (e.g. `darkshell`, `omexo`, `qghost`, and `ud3`), the classifier can discern between benign and malicious domains in almost 100% of cases, with only a few exceptions. Moreover, the standard deviation of the F_1 (i.e., σ_{F_1}) achieves values $\sim 1\%$, being in most cases $\leq 0.01\%$, showcasing the robustness of both the classifier and the proposed feature set.

The lowest accuracy was obtained by `bigviktör` (with a precision of 91.07% and a recall of 76.44%) followed by `suppobox`, `gozi`, `matsnu`, `khaos` and `symmi` with F_1 scores ranging between 95% and 98%. This is due to the fact that most of these families use a composition of English dictionary words to create AGDs, so the extracted lexical features are not always able to properly differentiate them from our benign dataset or are adversarial. In the case of such dictionary-based families, a further enhancement based on probabilistic-based methodologies⁹ is an interesting but challenging future research direction. In the case of adversarial DGAs, the accuracy obtained is close to the reported for the dictionary-based DGAs, which showcases the difficulty of capturing such families. A more detailed comparison and analysis of adversarial DGAs is later presented in Section 5.2. Overall, the relatively surprising fact that we obtained the outstanding detection rates showed in Table 3 by using the same feature set across such a big dataset proves the robustness and adaptability of our approach. Note that the more divergent families (and samples) are, the more difficult is to select a common set of features which can capture them accurately.

We depict the average weight of each feature in the classification task in Table 2. Since the alphanumeric sequences are used as the input to compute the rest of the features, they do not have any weights. The features exhibiting more impact in the binary classification, on average, are $R-Dom-4G$, $R-Dom-5G$, $R-WS-LEN$, $R-WDS-LEN$, $GIB-1-Dom-D$, and $L-LEN$. Therefore, the n-grams, as well as the length of the domain and the valid words it contains, seem to be the most relevant features. Besides that, the relevance of each feature varies according to the family. A complete report on the per family weight of each feature can be found in [15]. Feature weights provide some insights into how to try to further enhance the performance of our method, e.g., by employing various feature selection methods to reduce the number of features, which might be convenient in power-constrained devices such as IoT device or smartphones.

Multiclass Classification. In this experiment, we further explore the potential of our proposed set of features to go beyond a binary classification and try to predict the DGA families, given a set of AGDs, in a multiclass classification setting. In this regard, a fair cross-comparison of the multiclass performance cannot be made if different approaches use different datasets. Therefore, we used another dataset introduced in [10]. This dataset was used by Alaeiyan et al. [2] in their experiments, and we extended their comparison with the other two methods reported in the literature, namely DeepDGA [5] and Phoenix [39]. We performed a multiclass classification using our Random Forest classifier, this time slightly changing its configuration from the one used for the binary classification (i.e. an ensemble of 200 trees with unlimited depth). The repository of this dataset had no longer contained samples of the `RunForestrun` family, so we did not include it in the comparison. Moreover, we observed that `Tinba` family had repeated SLD entries, which would lead to a biased and possibly unrepresentative classification (i.e. the same samples could easily end up both in the training and testing set, thus reporting a 100%

⁸<https://scikit-learn.org>

⁹Note that these methodologies have demonstrated remarkable detection performance [34].

Table 3: Averaged performance measures for a binary classification (in percentage) averaged over 100 experiments.

Class	Prec.	Recall	F_1	σ_{F_1}	AUC	Class	Prec.	Recall	F_1	σ_{F_1}	AUC	Class	Prec.	Recall	F_1	σ_{F_1}	AUC
bamital	100	100	100	0	100	gsby	99.67	100	99.83	0.29	100	qakbot	100	99.97	99.98	0.01	99.99
banjori	99.99	99.74	99.87	0.01	99.87	hesperbot	100	99.85	99.92	0.01	99.93	qghost	100	100	100	0	100
bedep	100	100	100	0	100	infy	100	99.97	99.98	0.01	99.98	qsnatch	99.77	99.86	99.81	0.02	99.81
beebone	100	99.07	99.53	0.40	99.54	khaos	99.47	96.47	97.95	0.10	97.98	ramdo	100	100	100	0	100
bigviktor	91.07	76.44	83.11	0.32	87.85	kingminer	100	97.62	98.8	<0.01	98.81	ramnit	100	99.95	99.97	0.02	99.98
blackhole	100	99.86	99.93	<0.01	99.93	locky	100	99.79	99.9	0.04	99.9	ranbyus	100	99.99	100	0	100
bobax/kraken/oderoor	100	99.62	99.81	0.01	99.81	madmax	100	99.98	99.99	<0.01	99.99	redyms	100	99.63	99.82	0.32	99.82
ccleaner	100	100	100	0	100	makloader	100	100	100	0	100	rovnix	100	100	100	0	100
chinad	100	100	100	0	100	matsnu	95.73	97.74	96.72	0.2	96.69	shifu	100	99.63	99.82	0.01	99.82
chir	99.67	100	99.83	0.29	100	mirai	100	99.96	99.98	<0.01	99.98	shotob/urlzone/bebloh	100	99.99	99.99	<0.01	99.99
conficker	99.99	99.64	99.81	0.02	99.82	modpack	100	100	100	0	100	sinda	99.99	99.66	99.83	0.01	99.83
corebot	100	99.98	99.99	<0.01	99.99	monerodownloader	100	100	100	0	100	sisron	100	100	100	0	100
cryptolocker	100	99.98	99.99	<0.01	99.99	monerominer	100	100	100	0	100	sphinx	100	100	100	0	100
cryptowall	100	99.87	99.93	0.02	99.94	murofet	100	99.99	100	<0.01	100	suppobox	96.84	98.3	97.57	0.02	97.55
darkshell	100	97.5	98.73	0	98.75	murofetweekly	100	100	100	0	100	sutra	100	99.97	99.98	<0.01	99.98
deception	99.03	97.00	98.00	0.07	98.02	mydoom	100	99.6	99.8	0.01	99.8	symmi	100	93.85	96.83	<0.01	96.92
deception2	98.25	96.15	97.19	0.1	97.22	necurs	100	99.89	99.95	0.02	99.95	szribi	99.98	99.68	99.83	0.03	99.83
diamondfox	100	97.13	98.55	<0.01	98.57	nymaim	100	99.6	99.8	0.03	99.8	tempedrewe	100	99.56	99.78	0.02	99.78
dircrypt	100	99.94	99.97	<0.01	99.97	nymaim2	98.35	97.99	98.17	0.07	98.17	tinba	100	99.92	99.96	0.02	99.96
dmsniff	100	95.71	97.81	<0.01	97.86	omexo	100	100	100	0	100	tinynuke	100	100	100	0	100
dnschanger	100	99.93	99.96	0.02	99.97	padcrypt	100	100	100	0	100	tofsee	99.94	99.92	99.93	0.02	99.95
dromedan	100	100	100	0	100	pandabanker	100	100	100	0	100	torpig	100	99.79	99.89	0.01	99.9
dyre	100	100	100	0	100	pitou	100	99.89	99.94	0.02	99.95	tsifiri	100	100	100	0	100
ebury	100	100	100	0	100	pizd	99.43	99.62	99.52	0.09	99.52	ud2	100	100	100	0	100
ekforward	100	99.99	100	<0.01	100	post	100	100	100	0	100	ud3	100	100	100	0	100
emotet	100	100	100	0	100	proslifean	100	99.63	99.81	0.04	99.82	ud4	100	96.19	98.06	0.43	98.1
enviserv	100	100	100	0	100	pushdo	99.94	98.99	99.46	0.02	99.46	vawtrak	99.92	99.44	99.68	0.01	99.68
feodo	100	100	100	0	100	pushdotid	100	99.62	99.81	0	99.81	vidro	100	99.78	99.89	0.03	99.89
fobber	100	99.85	99.92	0	99.93	pykspa	100	99.7	99.85	0.01	99.85	vidrotid	100	96.04	97.98	<0.01	98.02
fobber_v1	100	100	100	0	100	pykspa_v1	100	99.28	99.64	0	99.64	virut	99.97	99.99	99.98	<0.01	99.98
fobber_v2	100	99.78	99.89	0.1	99.89	pykspa_v2_fake	100	99.77	99.89	0.01	99.89	volatilecedar	99.93	100	99.97	0.06	100
gameover	100	100	100	0	100	pykspa_v2_real	100	99.77	99.88	0.01	99.88	wd	100	100	100	0	100
geodo	100	100	100	0	100	pykspa2	100	99.12	99.56	0.06	99.56	xshellghost	100	99.93	99.97	0.01	99.97
gozi	95.28	95.93	95.6	0.11	95.59	pykspa2s	100	97.47	98.72	<0.01	98.74	xchex	100	99.96	99.98	0.02	99.98
gozonym	100	99.27	99.63	0.16	99.63	qadars	100	99.98	99.99	0.01	99.99	zloader	100	100	100	0	100

detection in most of the validations partly due to this fact). Therefore, we used a subset of the **Tinba** samples that are presented in our dataset. The outcomes of the multiclass classification are depicted in Table 4. Even though in some cases Phoenix and DeepDGA showed better performance (e.g. for **Padcrypt**, **Qadars**, and **Symmi**), our method outperformed the rest, both in accuracy and recall, followed by the method proposed in [2]. Furthermore, we observed that there were relatively small differences for most families, and for the most part all methods reported high accuracy for similar families. In some cases, the reported metrics were equal to zero, which is related to the lack of samples, and it translates into data for the classifier to be properly trained.

We can observe in Table 2 that feature relevance in the multiclass setting differs substantially from the reported in the binary classification. In other words, the relevance of the features will be different according to the particularities of the collected samples, highlighting the importance of using the same dataset to avoid biased comparisons across different approaches. In the particular case of the dataset selected to perform the multiclass classification, the features $L-LEN$, $E-Dom$, $L-DIG$, $R-WD-LEN$, and $R-WDS-LEN$ were the most relevant. The latter means that the length (e.g. specific families only create AGDs of fixed length), the number of digits, the meaningful words in the SLD, and the entropy of the SLD enabled to predict which specific family created a given AGD, with high precision.

5.2 Adversarial DGA Classification

To further assess the quality of our selected features, we opted to use it against three specially “hard to detect” DGAs. These DGAs, **decept**, **decept2** [44], and **Khaos** [55] are specially crafted, using machine learning methods, to evade detection (see Section 2). As illustrated in Table 5, while our features are generic and not targeted towards identifying any particular set of these families, we also manage to efficiently detect them, significantly better than in previous works reported by their authors.

In fact, our precision rate is between 15% and 30% better. Similarly, the recall and F1 score are more than 10% better in almost all cases. It may also be observed that in some occasions, the detection rates slightly vary if the ratio of malicious to benign samples is increased. This fact will be discussed more thoroughly in Section 6. Nonetheless, the F1 score is at least 92.48%, which indicates that our method is very effective even when confronted against specially crafted DGAs, a challenge that should be very close to representing the worst case scenario.

It should be noted that, during our study, we identified many invalid domains generated by these DGAs. To the best of our understanding, the researchers simply left the neural networks to generate

Table 4: Multiclass classification outcomes in percentages, using different metrics. The averages are weighted according to the number of samples in each family.

Class	Phoenix [39]			DeepDGA [5]			Alaeiyan et al. [2]			Our Method		
	Precision	Recall	F_1	Precision	Recall	F_1	Precision	Recall	F_1	Precision	Recall	F_1
banjori	100	100	100	100	100	100	100	100	100	99.80	100	99.90
chinad	74.2	84.1	78.84	98.8	96.3	97.53	92.3	19.5	32.20	87.99	97.27	92.39
corebot	88.4	97.4	92.68	100	100	100	100	97.4	98.68	100	72.50	84.06
dircrypt	0	0	0	0	0	0	0	0	0	0	0	0
downloader	100	100	100	100	100	100	100	100	100	100	100	100
dnschanger	0	0	0	0	0	0	0	0	0	0	0	0
fobber	3.2	2	2.46	3.1	7.6	4.40	0	0	0	37.62	12.67	18.95
gozi	7.1	50.0	12.43	3.0	3.0	3.00	0	0	0	0	0	0
javascript	2.0	3.4	2.52	0	0	0	0	0	0	0	0	0
locky	0	0	0	0	0	0	0	0	0	0	0	0
murofet	99.9	98.0	98.94	100	98.0	98.99	99.7	99.4	99.55	99.91	99.79	99.85
necurs	22.2	15.8	18.46	28.0	32.7	30.17	30.2	5.1	8.73	32.24	8.15	13.02
newgoz	97.2	94.1	95.62	100	99.6	99.80	98	89.9	93.78	99.40	100	99.70
kraken	88.1	52.3	65.64	90.7	60.3	72.44	98.5	90	94.06	99.30	99.93	99.61
padcrypt	79.3	100	88.46	88.5	100	93.90	100	65.2	78.93	87.50	29.17	43.75
proslifefan	3.0	19.4	5.20	4.0	23.5	6.84	0	0	0.00	25.00	2.00	3.70
pykspa	85.2	61.4	71.37	89.1	80.3	84.47	84.7	99.4	91.46	83.50	86.86	85.15
qadars	60.4	81.1	69.24	85.2	84.7	84.95	96.9	16.3	27.91	69.70	34.50	46.15
qakbot	53.5	55.0	54.24	57.9	56.6	57.24	54.5	82.1	65.51	65.69	76.70	70.77
ramnit	1.2	3.3	1.76	0	0	0	0	0	0	0	0	0
ranbyus	2.1	6.5	3.17	0	0	0	0	0	0	0	0	0
shiotob	96.7	81.6	88.51	98.3	89.8	93.86	84.7	91.4	87.92	92.26	90.00	91.12
simda	63.0	99.0	77.00	98.3	89.8	93.86	89.6	100	94.51	91.33	99.00	95.01
sisron	100	100	100	100	100	100	100	100	100	100	100	100
suppobox	32.4	79.3	46.00	67.4	74.6	70.82	97.3	68.5	80.40	90.61	98.43	94.36
symmi	98.3	96.6	97.44	98.3	100	99.14	98.3	100	99.14	92.31	56.25	69.90
tempedreve	27.6	67.1	39.11	43.8	96.3	60.21	57.2	75.1	64.94	59.98	71.94	65.42
tinba	25.3	64.6	36.36	49.9	98.2	66.17	100	99.7	99.85	99.52	99.94	99.73
vawtrak	30.9	9.7	14.77	68.3	87.5	76.72	100	8.3	15.33	69.47	66.00	67.69
Weighted Average	93.25	90.46	91.40	94.64	92.49	93.28	94.49	95.20	94.41	95.39	95.49	95.25

AGDs that bypassed the filters, without double-checking their validity in real scenarios. As a result, the neural networks identified that the use of the hyphen character managed to bypass some filters, priming them to overuse it. Therefore, one can observe thousands of domains which either start or finish with a hyphen, which are unfortunately invalid according to RFC 1123 [13]. Similarly, many of them do not conform to RFC 5891 for Internationalized Domain Names [24], by having hyphens as third and fourth characters, but not starting with an “xn”, so they are rejected by ICANN¹⁰. The issue is particularly relevant in the DGAs generated by Spooren et al. [44] spanning across 1.64% of the samples. In the Khaos DGA, the dataset contains only 19 IDNs; consequently, in all following work, we consider DGAs which do not produce IDNs.

It is very straightforward that simple rules could have resolved these issues; nonetheless, it is a typical error that one expects to observe when machines are left unattended to do their “work”. Notably, this issue was not relevant for any of the real-world DGA families.

5.3 Performance and Time Overhead

We measured several statistics during our experiments, with the intention to demonstrate the performance of our approach. We measured the duration of the features computation and the prediction time in both the binary and multiclass setting with our dataset. The average time required to compute all the features for an SLD is 1.48 ms, while the prediction times from both classification experiments are depicted in Figure 3. Note that the table does not include the training time, which scales linearly with the size of the dataset. However, training is an action that can be very rare (e.g., repeated after weeks or months) and thus is not too taxing to the overall performance. Moreover, it can be performed offline, so it does not add any additional cost. Finally, both the features computation and the prediction times are measured without any parallelisation, to allow for a fair comparison with related work.

Considering related works that have studied the multiclass classification (see Table 4), a fine-grained comparison of processing performance was not possible since the achieved performance was not systematically reported and in some cases not stated at all. Moreover, such performance highly varies depending on the exact hardware configuration, and thus, the exact replication of each of the environments used is challenging. For instance, the authors of [39] report only that experiments required time in the order

¹⁰<https://www.icann.org/en/system/files/files/idn-guidelines-10may18-en.pdf>

Table 5: Binary classification against adversarial DGAs. First row of each family denotes the reported results in the original work.

DGA	Ratio	Precision	Recall	F1
Khaos	N/A	68.00	98.00	80.30
	1:1	99.47	96.47	97.95
	1:10	96.08	90.73	93.32
	1:100	96.55	89.63	92.96
deception	N/A	84.40	87.10	85.72
	1:1	99.03	97.00	98.00
	1:10	96.21	93.86	95.02
	1:100	96.12	93.29	94.68
deception2	N/A	77.50	81.50	79.45
	1:1	98.25	96.15	97.19
	1:10	94.44	91.29	92.84
	1:100	94.56	90.50	92.48

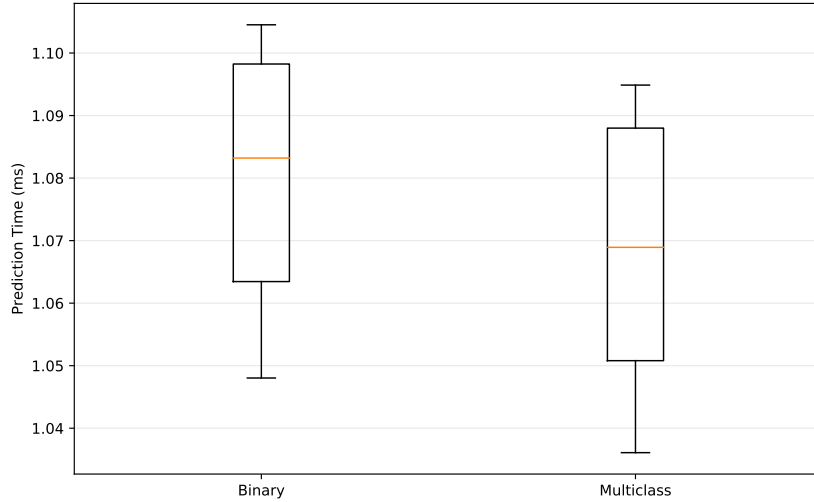


Figure 3: Prediction time per SLD, in milliseconds.

of minutes. In the case of [5], authors stated that their model required expensive training periods of 14 hours (considering 300 epochs and Alexa subsampling), as well as a classification time of 7 minutes for approximately 13k samples (i.e. 0.03 seconds per sample) in a GPU-based setup. In work presented in [2], the authors reported a feature computation time of around 217 minutes for 252,757 samples, which implies approximately 0.05 seconds per sample. Moreover, the authors also specified a classification time of around 60 minutes, which translates into 0.014 seconds on average to classify a sample.

In sum, our approach outperformed related work in time requirements by one order of magnitude for both the feature computation as well as in the prediction. This means that our method is suitable for real-time AGD detection and classification, even in environments with very high traffic volumes.

6 Discussion

In this section, we focus on a comparison of the most relevant DGA detectors of the related work, and we analyze the existing limitations in the literature.

Quantitative Comparison. The DGA research field has several open challenges; one of them is the continuous appearance of new families. In contrast to other research fields that rely on standardised benchmarks (e.g., computer vision), DGA-based datasets need to be updated frequently to be able to prove the performance of the detection methods is of relevance in real scenarios. Recently, Zago et al. [57] created a balanced and structured dataset containing 38 families. Nevertheless, although their approach is sound, it does not keep pace with the recent evolution of malware campaigns. Solving this issue is

Table 6: Quantitative comparison between our method and the most relevant state-of-the-art techniques.

Reference	Features	# DGAs	Method	Dataset Source
[5]	Lexical, entropy	10	GAN, LSTM, RF	Not reported
[39]	Lexical	5	DBSCAN	SIE framework, Exposure blacklist and other public implementations
[19]	WHOIS, lexical, smashword score	41	RNN	DGArchive and Several GitHub repositories
[25]	Lexical	4	ELMo	Several GitHub repositories
[53]	Time-based, query response, domain name	19	LSTM / CNN	Farsight security / DGArchive
[46]	Domain name	37	LSTM	Bambenek
[27]	Domain name	58	RNN	DGArchive, Bambenek
[54]	Lexical	Not reported	CCN/RNN	Bambenek
[31]	Entropy, lexical	37	Several ML methods	Bambenek
[18]	Lexical	19	Random Forest and DNN	Bambenek, DGArchive
[26]	Lexical, query response	5	Several ML methods	Bambenek
[22]	Lexical	19	DNN	Bambenek, Netlab 360
[17]	Domain name	60	LSTM	Bambenek, Netlab 360
[42]	Time-based and domain name	15	Several Binary Classifiers	Real traffic, Bambenek
[8]	Domain name	19	LSTM, BLSTM	Bambenek and Netlab 360
[56]	Entropy, lexical, similarity	17	Several ML methods	Netlab 360, DGArchive, DNS-BH
[12]	Domain name	19	LSTM, BLSTM	Bambenek, Netlab 360
[23]	Entropy, lexical	5	CNN/RNN	Stratosphere dataset [45]
[57]	Lexical	38	Several ML methods	UMUDGA
[4]	Lexical	19	Several ML methods	Netlab 360
[51]	Domain name	20	BLSTM, HDNN	Fu et al. [20]
[2]	Lexical, pronounceability	30	Genetic algorithm and RF	Bader [10]
[3]	Entropy, randomness, lexical	20	Several ML methods	DGArchive, Bambenek
Our approach	Entropy, lexical, gibberish	105	RF	HYDRA Dataset [15]

hard, and although there are research efforts in adversarial classification (see Section 2), we argue that further research should focus on upgradeable versions of datasets and include version tracking. In our dataset, we introduce a collection of 105 families, which better reflects the complexity and challenge of the current landscape. Moreover, it is worth to note that obtaining enough samples of specific families can be a cumbersome and difficult task due to a number of reasons, such as the inner algorithmic structure of the DGA¹¹ or the fact that it has not been reverse engineered yet. Therefore, we argue that obtaining a perfectly balanced dataset that contains all possible DGA families is extremely difficult, borderline impossible. In this regard, we stress that due to the heterogeneity and non-replicability of some datasets as well as the range of different techniques applied in related work, a perfect and fair comparison is unfeasible. As it can be observed in Table 6, the results of our work were achieved using the biggest dataset in terms of the number of DGA families (and samples). This compares favourably and leads to a much more challenging classification task when compared to related work. Due to the continuous evolution of malware, a high number of supported DGA families (including the most recent ones) is a critical capability required of any successful DGA detector that can be deployed in real scenarios. Note that data sources of related works in the table share some common repositories such as Bambenek, DGArchive, and NetLab 360. However, only a few authors used reverse-engineered DGAs to populate their datasets, as seen in Table 6 and described in Section 3. With regard to the detection method used, LSTM is the most prevalent, followed by ML classifiers, from which RF is known to report the best classification performance. Regarding the features, both lexical (e.g., ratios of letters, n-grams, words) and entropy-based ones seem to occur most widely.

The methods that use side-information (e.g., WHOIS, timing, etc.) cannot prevent compromised hosts from contacting the C&C server, and thus bring an additional cost in terms of time which makes them prohibitively slow for real-time detection and incident response. Undeniably, caching and whitelisting can significantly reduce such a cost; however, this is expected to occur every time the host has to connect with a new domain or a DGA has a new seed, which is unrealistic in most scenarios.

Fair Comparison and Evaluation Reproducibility. As previously reported in Section 5.1, the comparison of any two approaches should be made under the same contextual settings (i.e., benchmarks and performance metrics); otherwise, the interpretation of the results might be biased and unduly favour an approach with less challenging settings. To analyse the quality and the methodologies used in related research, we reviewed the works from Table 6 in terms of reproducibility and presentation of the outcomes. In detail, we verified whether the authors explicitly reported their evaluation methodology, their dataset

¹¹E.g., it can create only a small set of samples due to the use of specific dictionaries.

Table 7: Methodological limitations of related works.

Methodological Limitations	References
Not reported samples, extremely imbalanced benchmarks or lack of robust performance measures	[53, 19, 46, 27, 54, 31, 17, 4] [17, 56, 23, 2]
Aggregated classification outcomes	[46, 27, 54, 18, 22, 17, 17, 42, 4][8, 56, 12, 23, 57, 2, 3, 51]

collection procedure (for reproducibility purposes), and sufficient details about their outcomes (for a fair comparison). The results of this effort are shown in Table 7, where we observe that there are some serious methodological issues mainly due to the lack of experimental setup description, biased performance measures being used and/or extremely imbalanced datasets, and the aggregation of classification results by averaging, while not reporting information about some poorly performing families.

Moreover, when the reported results are aggregated (i.e. the outcomes are not reported per class but as an overall aggregate), the unbalanced nature of the dataset, as well as the fact of hiding the classification performance per family hinders the objective interpretation of the results (e.g. a very small sample set could not reflect the characteristics of a family, and specific sampling ratios of benign to malicious domains might result in statistically biased outcomes). This, in turn, translates into approaches that might obtain highly accurate results for some families, while they are unable to detect other families; however, the occurrence of this phenomenon cannot be discerned from the reported results, and thus a fair comparison cannot be made.

The same benchmark settings in the case of multiclass classification is even more critical to allow for a fair comparison, since the more families used the more difficult is to classify them, especially taking into account their random nature. Moreover, since several DGAs can create the same pattern, the more samples collected the more possibilities of overlapping the domain names [2, 57, 34, 31], which increases chances for misclassification thus making the problem more challenging. Nevertheless, in the case of binary classification with a statistically sound methodology, highly accurate detection of underrepresented families indicates the robustness of the selected features, thus showcasing the high performance of the detection method even in extreme cases.

Sound Evaluation Methodology. We argue that an objective comparison of the results among different approaches is possible only through a sound evaluation methodology. To do so, it is imperative to include the reporting of the performance over data with the same ratio of AGD samples to benign domains. Moreover, such experiments should be repeated several times with different sample sets (e.g., 100 times in our case and using 10-fold cross-validation in each iteration), since methodologies using a single run of n-fold cross-validation only shuffles samples within the selected sample set. For instance, one could perform a 1:1 ratio classification between Alexa and a malicious family with 50 samples. In this setup, which is frequently adopted by ML practitioners in this field, only 50 samples of Alexa would be selected and shuffled in the cross-validation. Therefore, the rest of the Alexa samples will not be used unless the experiments are repeated with different samples to produce a statistically sound outcome. In this regard, repeating the experiments and selecting a different set of samples in each iteration provides a better representation of the characteristics of each family and hence a much more realistic accuracy. In this setup, low values of the standard deviation in the results indicate the desirable stability and robustness of the method. Unfortunately, this methodology is rarely adopted in the field.

Ratios of Malicious and Benign Samples. The well-known imbalance problem [29] argues that there are much less malicious events than benign ones when performing, e.g. traffic analysis and intrusion detection, if real scenarios are considered [40, 48, 30]. Nevertheless, in the area of DGA analysis there is no wide consensus on the common ratio of benign to malicious domains that one can commonly find in real-world scenarios. This is due to some DGAs generating only a few domains per day, while others might create them in the hundreds or thousands. Therefore, we made a conscious effort to evaluate the performance of our approach under malicious to benign ratios different than 1:1, and hence we explored ratios of 1:10 and 1:100 as well. During our experiments, if a malicious family had more samples than the size of the benign dataset, these are under-sampled, to obtain the desired ratios. Table 8 shows the results obtained by using the F_1 measure and its standard deviation across 100 repetitions of the 10-fold cross-validation, selecting different samples in each iteration.

When we compare the outcomes obtained across all ratios (i.e. 1:1, 1:10, and 1:100), we can observe that dictionary-based and adversarial families obtain slightly worse accuracy when the malicious

Table 8: Binary classification outcomes with different ratios of malicious to benign domains (we always assume a higher number of benign domains in the ratios).

Ratio 1:10					Ratio 1:100					Ratio 1:10					Ratio 1:100				
Class	F_1	σ	F_1	σ	Class	F_1	σ	F_1	σ	Class	F_1	σ	F_1	σ	Class	F_1	σ	F_1	σ
bamital	99.98	0.03	99.97	0.03	gspy	100	0	100	0	qakbot	99.88	0.03	99.87	0.03					
banjori	99.60	0.13	99.51	0.18	hesperbot	99.90	0.05	99.9	0.05	qghost	100	0	100	0					
bedep	99.93	0.03	99.93	0.03	infy	99.92	0.03	99.93	0.08	qsnatch	99.07	0.36	98.82	0.14					
beebone	99.53	0.40	99.53	0.40	khaos	93.33	0.69	92.96	0.83	ramdo	99.98	0.03	99.98	0.03					
bigviktor	93.56	0.58	93.26	0.28	kingminer	98.80	<0.01	98.8	<0.01	ramnit	99.9	0.05	99.93	0.03					
blackhole	100	0	99.98	0.04	locky	99.63	0.06	99.77	0.12	ranbyus	99.93	0.06	99.95	0.05					
bobax/kraken/oderoor	99.82	0.03	99.68	0.12	madmax	99.90	0.05	99.93	0.06	redyms	100	0	100	0					
ccleaner	100	0	99.98	0.03	makloader	99.94	0.11	100	0	rovnix	100	0	99.98	0.03					
chinad	99.97	0.03	100	0	matsnu	91.86	0.67	91.58	0.46	shifu	99.68	0.10	99.70	0.05					
chir	100	0	100	0	mirai	99.95	0.05	99.90	0.05	shiotob/urlzone/bebloh	99.95	0.05	99.98	0.03					
conficker	99.45	0.05	99.23	0.13	modpack	100	0	100	0	simda	99.03	0.1	99.09	0.14					
corebot	99.97	0.03	99.97	0.03	monerodownloader	100	0	100	0	sisron	100	0	100	0					
cryptolocker	99.95	0.05	99.95	0.05	monerominer	100	0	100	0	sphinx	100	0	99.97	0.06					
cryptowall	99.87	0.06	99.95	0.05	murofet	100	0	99.95	<0.01	suppobox	92.39	0.37	91.92	0.59					
darkshell	100	0	99.58	0.73	murofetweekly	100	0	100	0	sutra	99.95	0.05	99.97	0.06					
deception	95.02	0.29	94.69	0.44	mydoom	99.73	0.03	99.75	0.05	symmi	96.55	0.48	96.55	0.48					
deception2	92.85	0.86	92.49	0.46	necurs	99.85	0.09	99.87	0.03	szribi	99.70	0.09	99.6	0.17					
diamondfox	98.61	0.10	98.67	0.10	nymaim	99.46	0.12	99.38	0.10	tempedreve	99.62	0.06	99.7	0.10					
dircrypt	99.85	<0.01	99.92	0.03	nymaim2	94.53	0.58	94.37	0.41	tinba	99.92	0.03	99.95	0.05					
dmsniff	98.06	0.43	98.32	0.39	omexo	99.60	0.7	99.6	0.70	tinynuke	100	0	100	0					
dnschanger	99.95	0.05	99.88	0.03	padcrypt	99.98	0.03	100	0	tofsee	99.9	0.05	99.8	0					
dromedan	99.9	0.10	99.93	0.03	pandabanker	99.98	0.03	99.97	0.06	torpig	99.48	0.13	99.62	0.03					
dyre	100	0	100	0	pitou	99.87	0.03	99.80	0.13	tsifiri	99.16	0.83	99.72	0.49					
ebury	99.98	0.03	100	0	pizd	96.90	0.09	96.61	0.25	ud2	100	0	99.97	0.06					
ekforward	99.92	0.03	99.93	0.03	post	100	0	100	0	ud3	100	0	100	0					
emotet	99.98	0.03	99.98	0.03	proslifean	99.75	0.09	99.51	0.15	ud4	98.30	0.43	98.30	0.43					
enviserv	99.97	0.06	100	0	pushdo	98.46	0.06	98.28	0.16	vawtrak	98.77	0.19	98.54	0.36					
feodo	99.93	0.12	99.93	0.12	pushdotid	99.72	0.08	99.73	0.06	vidro	98.83	0.08	99.88	0.03					
fobber	99.93	0.03	99.88	0.03	pykspa	99.67	0.08	99.67	0.18	vidrotid	97.82	0.28	97.98	<0.01					
fobber_v1	100	0	100	0	pykspa_v1	99.58	0.03	99.63	0.08	virut	99.80	0.09	99.88	0.03					
fobber_v2	100	0	100	0	pykspa_v2_fake	99.65	0.05	99.51	0.08	volatilecedar	99.90	0.10	99.93	0.12					
gameover	100	0	99.98	0.03	pykspa_v2_real	99.55	0.09	99.58	0.03	wd	100	0	100	0					
geodo	100	0	100	0	pykspa2	99.52	0.04	99.56	<0.01	xshellghost	99.93	0.03	99.85	0.05					
gozi	93.04	0.19	92.68	0.52	pykspa2s	98.29	0.15	98.20	<0.01	xxhex	100	0	99.95	0.09					
goznym	99.54	0.08	99.49	0.08	qadars	99.93	0.03	99.93	0.03	zloader	100	0	100	0					

to benign ratio is increased. The latter occurs because these DGAs create domains that have structural similarities with Alexa domains, which increases the difficulty of the classification task due to the overlapping features. Nevertheless, as it can be observed in the rest of cases, the variance of the outcomes according to each sampling ratios is minimal, which denotes stable results. This means that our approach and its features represent homogeneously benign domains, and thus, they are able to accurately distinguish them from malicious ones, regardless of the sample ratio. This showcases the quality of the feature selection as well as the statistical confidence of the classification.

A proper methodology should also be considered when using automated approaches for machine learning, such as H2O¹², auto-sklearn¹³, AutoKeras¹⁴ etc. Such libraries may hyper-optimize parameters for many methods and generate a model which maximises, for instance, the F_1 score. We argue that this *unique win* should not be considered as the best method since, as discussed above, this solution has to be weighed along with the efficiency of the rest of the models over the same family, and considering several repetitions, only in this way providing statistical soundness.

7 Conclusions

Nowadays, modern malware has evolved into highly sophisticated software, which can be used to infect millions of devices. This enables hard-to-detect and resilient malware campaigns, which have turned cybercrime into a profitable “business”. To enable faster and more accurate botnet detection and to speed-up take-down operations, we present a new DGA detection method using machine learning. In essence, our method outperforms all the current state of the art approaches because we use better features and a broader and complete dataset. The relevance of our features is manifested in three ways. First, it achieves an almost optimal detection rate in the binary classification for the broadest possible set of DGA families. Secondly, our features allow our method to outperform the current state of the art also in

¹²<https://www.h2o.ai/>

¹³<https://github.com/automl/auto-sklearn>

¹⁴<https://github.com/keras-team/autokeras?spm=a2c65.11461447.0.0.68b37903yEmaw3>

multiclass classification, using the same limited dataset presented in other works. Finally, our approach, without taking into consideration the features needed for adversarial DGAs, manages to detect them very efficiently.

Additionally, our methodology is more rigorous than most seen in the field, avoiding common pitfalls in the literature that focus on DGAs with many non-obvious constraints. Setting aside the feature extraction, our work highlights the inherent biases of datasets and methodologies of previous literature that report many close to perfect results; however, these results may be true for only a very limited and unrepresentative number of DGA families. Notably, we stress the methodological errors in the use of machine learning with, e.g. the use of very few samples and in parallel multi-fold validation. In this regard, we constructed and shared a dataset with more than 95m AGDs, providing the extracted features to the community. While this facilitates the reproducibility of our results, we also enable researchers to use a significantly richer baseline dataset, both in terms of families and the number of samples. Furthermore, practitioners may use it to improve the efficacy of their defence mechanisms and for a fairer and more realistic assessment of their proposals.

In future work, we aim to enhance our semantic classification by using other training sources to increase the accuracy for both English and non-English domain names. Moreover, we will explore wordlist-based DGA detection in more depth by using probabilistic approaches based on word repetition and other features.

Acknowledgements

This work was supported by the European Commission under the Horizon 2020 Programme (H2020), as part of the projects CyberSec4Europe (<https://www.cybersec4europe.eu>) (Grant Agreement no. 830929), *LOCARD* (<https://locard.eu>) (Grant Agreement no. 832735) and *YAKSHA*, (<https://project-yaksha.eu/project/>) (Grant Agreement no 780498).

The content of this article does not reflect the official opinion of the European Union. Responsibility for the information and views expressed therein lies entirely with the authors.

The Titan Xp used for this research was generously donated by NVIDIA Corporation.

References

- [1] Andrey Abakumov. Dga repository. <https://github.com/andrewaeva/DGA>, 2020.
- [2] Mohammadhadi Alaeiyan, Saeed Parsa, Vinod P., and Mauro Conti. Detection of algorithmically-generated domains: An adversarial machine learning approach. *Computer Communications*, 2020.
- [3] Ahmad O. Almarshhadani, Mustafa Kaiiali, Domhnall Carlin, and Sakir Sezer. Maldomdetector: A system for detecting algorithmically generated domain names with machine learning. *Computers & Security*, 93:101787, 2020.
- [4] P. Mohan Anand, T. Gireesh Kumar, and P.V. Sai Charan. An ensemble approach for algorithmically generated domain name detection using statistical and lexical analysis. *Procedia Computer Science*, 171:1129 – 1136, 2020. Third International Conference on Computing and Network Communications (CoCoNet’19).
- [5] Hyrum S. Anderson, Jonathan Woodbridge, and Bobby Filar. DeepDGA: Adversarially-tuned domain generation and detection. In *Proceedings of the 2016 ACM Workshop on Artificial Intelligence and Security*, AISEC ’16, pages 13–21, New York, NY, USA, 2016. ACM.
- [6] Anomali Labs. Interplanetary storm. <https://www.anomali.com/blog/the-interplanetary-storm-new-malware-in-wild-using-interplanetary-file-systems-ipfs-p2p-network>, 2019.
- [7] Manos Antonakakis et al. Understanding the mirai botnet. In *26th USENIX Security Symposium (USENIX Security 17)*, pages 1093–1110, Vancouver, BC, 2017. USENIX Association.
- [8] Giuseppe Attardi and Daniele Sartiano. Bidirectional lstm models for dga classification. In *International Symposium on Security in Computing and Communication*, pages 687–694. Springer, 2018.

- [9] Johannes Bader. The DGA of pykspa “you skype version is old”. <https://www.johannesbader.ch/2015/03/the-dga-of-pykspa/>, 2015.
- [10] Johannes Bader. Domain generation algorithms (dgas) of malware reimplemented in python. https://github.com/baderj/domain_generation_algorithms, 2020.
- [11] Daniel S Berman. Dga capsnet: 1d application of capsule networks to dga detection. *Information*, 10(5):157, 2019.
- [12] B. Bharathi and J. Bhuvana. Domain name detection and classification using deep neural networks. *Communications in Computer and Information Science*, 969:678–686, 2019.
- [13] Robert Braden. Rfc1123: Requirements for internet hosts-application and support, 1989.
- [14] Leo Breiman. Bagging predictors. *Machine learning*, 24(2):123–140, 1996.
- [15] Fran Casino, Nikolaos Lykousas, Ivan Homoliak, Constantinos Patsakis, and Julio Hernandez-Castro. Hydra dataset, July 2020.
- [16] Paul Chaignon. Dga collection. <https://github.com/pchaignon/dga-collection>, 2020.
- [17] Yang Chen, Shuai Zhang, Jing Liu, and Bo Li. Towards a deep learning approach for detecting malicious domains. In *2018 IEEE International Conference on Smart Cloud (SmartCloud)*, pages 190–195. IEEE, 2018.
- [18] Chhaya Choudhary et al. Algorithmically generated domain detection and malware family classification. In *International Symposium on Security in Computing and Communication*, pages 640–655. Springer, 2018.
- [19] Ryan R Curtin, Andrew B Gardner, Slawomir Grzonkowski, Alexey Kleymenov, and Alejandro Mosquera. Detecting dga domains with recurrent neural networks and side information. In *Proceedings of the 14th International Conference on Availability, Reliability and Security*, pages 1–10, 2019.
- [20] Y. Fu, L. Yu, O. Hambolu, I. Ozcelik, B. Husain, J. Sun, K. Sapra, D. Du, C. T. Beasley, and R. R. Brooks. Stealthy domain generation algorithms. *IEEE Transactions on Information Forensics and Security*, 12(6):1430–1443, June 2017.
- [21] Ivan Homoliak, Daniel Ovsonka, Matej Greg, and Petr Hanacek. Nba of obfuscated network vulnerabilities’ exploitation hidden into https traffic. In *The 9th International Conference for Internet Technology and Secured Transactions (ICITST-2014)*, pages 310–317. IEEE, 2014.
- [22] PV Jyothsna, Greeshma Prabha, KK Shahina, and Anu Vazhayil. Detecting dga using deep neural networks (dnns). In *International Symposium on Security in Computing and Communication*, pages 695–706. Springer, 2018.
- [23] Gulbadan Khehra and Sanjeev Sofat. Botscoop: Scalable detection of dga based botnets using dns traffic. In *2018 9th International Conference on Computing, Communication and Networking Technologies (ICCCNT)*, pages 1–6. IEEE, 2018.
- [24] J Klensin. Internationalized domain names in applications (idna): Protocol. Technical report, RFC 5891, August, 2010.
- [25] Joewie J Koh and Barton Rhodes. Inline detection of domain generation algorithms with context-sensitive word embeddings. In *2018 IEEE International Conference on Big Data (Big Data)*, pages 2966–2971. IEEE, 2018.
- [26] Yi Li, Kaiqi Xiong, Tommy Chin, and Chengbin Hu. A machine learning framework for domain generation algorithm (dga)-based malware detection. *IEEE Access*, 2019.
- [27] Pierre Lison and Vasileios Mavroeidis. Automatic detection of malware-generated domains with recurrent neural models. *arXiv preprint arXiv:1709.07102*, 2017.

- [28] Daiping Liu, Zhou Li, Kun Du, Haining Wang, Baojun Liu, and Haixin Duan. Don't let one rotten apple spoil the whole barrel: Towards automated detection of shadowed domains. In *Proceedings of the 2017 ACM SIGSAC Conference on Computer and Communications Security*, CCS '17, pages 537–552, New York, NY, USA, 2017. ACM.
- [29] X. Liu, J. Wu, and Z. Zhou. Exploratory undersampling for class-imbalance learning. *IEEE Transactions on Systems, Man, and Cybernetics, Part B (Cybernetics)*, 39(2):539–550, 2009.
- [30] Zhenyan Liu, Yifei Zeng, Pengfei Zhang, Jingfeng Xue, Ji Zhang, and Jiangtao Liu. An imbalanced malicious domains detection method based on passive dns traffic analysis. *Security and Communication Networks*, 2018, 2018.
- [31] Hieu Mac, Duc Tran, Van Tong, Linh Giang Nguyen, and Hai Anh Tran. Dga botnet detection using supervised learning methods. In *Proceedings of the Eighth International Symposium on Information and Communication Technology*, pages 211–218. ACM, 2017.
- [32] Yacin Nadji, Manos Antonakakis, Roberto Perdisci, David Dagon, and Wenke Lee. Beheading hydras: performing effective botnet takedowns. In *Proceedings of the 2013 ACM SIGSAC conference on Computer & communications security*, pages 121–132, 2013.
- [33] Yacin Nadji, Roberto Perdisci, and Manos Antonakakis. Still beheading hydras: Botnet takedowns then and now. *IEEE Transactions on Dependable and Secure Computing*, 14(5):535–549, 2017.
- [34] Constantinos Patsakis and Fran Casino. Exploiting statistical and structural features for the detection of domain generation algorithms. *arXiv preprint arXiv:1912.05849*, 2019.
- [35] Constantinos Patsakis and Fran Casino. Hydras and ipfs: a decentralised playground for malware. *International Journal of Information Security*, Jun 2019.
- [36] Constantinos Patsakis, Fran Casino, and Vasilios Katos. Encrypted and covert dns queries for botnets: Challenges and countermeasures. *Computers & Security*, 88:101614, 2020.
- [37] R. Perdisci, I. Corona, and G. Giacinto. Early detection of malicious flux networks via large-scale passive dns traffic analysis. *IEEE Transactions on Dependable and Secure Computing*, 9(5):714–726, Sept 2012.
- [38] Daniel Plohmann, Khaled Yakdan, Michael Klatt, Johannes Bader, and Elmar Gerhards-Padilla. A comprehensive measurement study of domain generating malware. In *25th USENIX Security Symposium (USENIX Security 16)*, pages 263–278, Austin, TX, 2016. USENIX Association.
- [39] Stefano Schiavoni, Federico Maggi, Lorenzo Cavallaro, and Stefano Zanero. Phoenix: Dga-based botnet tracking and intelligence. In Sven Dietrich, editor, *Detection of Intrusions and Malware, and Vulnerability Assessment*, pages 192–211, Cham, 2014. Springer International Publishing.
- [40] Asaf Shabtai, Robert Moskovitch, Clint Feher, Shlomi Dolev, and Yuval Elovici. Detecting unknown malicious code by applying classification techniques on opcode patterns. *Security Informatics*, 1(1):1, 2012.
- [41] Manmeet Singh, Maninder Singh, and Sanmeet Kaur. Issues and challenges in dns based botnet detection: A survey. *Computers & Security*, 86:28 – 52, 2019.
- [42] Raaghavi Sivaguru et al. An evaluation of dga classifiers. In *2018 IEEE International Conference on Big Data (Big Data)*, pages 5058–5067. IEEE, 2018.
- [43] A. K. Sood and S. Zeadally. A taxonomy of domain-generation algorithms. *IEEE Security Privacy*, 14(4):46–53, July 2016.
- [44] Jan Spooren et al. Detection of algorithmically generated domain names used by botnets: A dual arms race. In *Proceedings of the 34th ACM/SIGAPP Symposium on Applied Computing*, SAC '19, pages 1916–1923, New York, NY, USA, 2019. ACM.
- [45] Stratosphere Labs. Stratosphere labs datasets overview. <https://www.stratosphereips.org/datasets-overview>, 2020.

- [46] Duc Tran, Hieu Mac, Van Tong, Hai Anh Tran, and Linh Giang Nguyen. A lstm based framework for handling multiclass imbalance in dga botnet detection. *Neurocomputing*, 275:2401–2413, 2018.
- [47] R. Vinayakumar, K. P. Soman, Prabakaran Poornachandran, S. Akarsh, and Mohamed Elhoseny. *Improved DGA Domain Names Detection and Categorization Using Deep Learning Architectures with Classical Machine Learning Algorithms*, pages 161–192. Springer International Publishing, Cham, 2019.
- [48] Qing Wang et al. Malicious domain detection based on k-means and smote. In *Computational Science – ICCS 2020*, pages 468–481, Cham, 2020. Springer International Publishing.
- [49] Congyuan Xu, Jizhong Shen, and Xin Du. Detection method of domain names generated by dgas based on semantic representation and deep neural network. *Computers & Security*, 85:77 – 88, 2019.
- [50] Sandeep Yadav and A. L. Narasimha Reddy. Winning with DNS failures: Strategies for faster botnet detection. In Muttukrishnan Rajarajan, Fred Piper, Haining Wang, and George Kesidis, editors, *Security and Privacy in Communication Networks*, pages 446–459, Berlin, Heidelberg, 2012. Springer Berlin Heidelberg.
- [51] L. Yang, G. Liu, Y. Dai, J. Wang, and J. Zhai. Detecting stealthy domain generation algorithms using heterogeneous deep neural network framework. *IEEE Access*, 8:82876–82889, 2020.
- [52] Luhui Yang et al. A novel detection method for word-based dga. In *International Conference on Cloud Computing and Security*, pages 472–483. Springer, 2018.
- [53] Bin Yu, Daniel L Gray, Jie Pan, Martine De Cock, and Anderson CA Nascimento. Inline dga detection with deep networks. In *2017 IEEE International Conference on Data Mining Workshops (ICDMW)*, pages 683–692. IEEE, 2017.
- [54] Bin Yu, Jie Pan, Jiaming Hu, Anderson Nascimento, and Martine De Cock. Character level based detection of dga domain names. In *2018 International Joint Conference on Neural Networks (IJCNN)*, pages 1–8. IEEE, 2018.
- [55] X. Yun, J. Huang, Y. Wang, T. Zang, Y. Zhou, and Y. Zhang. Khaos: An adversarial neural network dga with high anti-detection ability. *IEEE Transactions on Information Forensics and Security*, 15:2225–2240, 2020.
- [56] M. Zago, M. Gil Prez, and G. Martnez Prez. Scalable detection of botnets based on dga: Efficient feature discovery process in machine learning techniques. *Soft Computing*, 2019.
- [57] Mattia Zago, Manuel Gil Perez, and Gregorio Martinez Perez. Umudga: A dataset for profiling dga-based botnet. *Computers & Security*, 92:101719, 2020.
- [58] Sebastian Zander, Grenville Armitage, and Philip Branch. A survey of covert channels and counter-measures in computer network protocols. *IEEE Communications Surveys & Tutorials*, 9(3):44–57, 2007.
- [59] X. Zang, J. Gong, S. Mo, A. Jakalan, and D. Ding. Identifying fast-flux botnet with agd names at the upper dns hierarchy. *IEEE Access*, 6:69713–69727, 2018.