

Efficient Migrations Between Storage Tiers with PrismDB

Ashwini Raina
Princeton University

Jianan Lu
Princeton University

Asaf Cidon
Columbia University

Michael J. Freedman
Princeton University

Abstract

In recent years, emerging hardware storage technologies have focused on divergent goals: better performance or lower cost-per-bit. Correspondingly, data systems that employ these technologies are typically optimized either to be fast (but expensive) or cheap (but slow). We take a different approach: by architecting a storage engine to natively utilize two tiers of fast and low-cost storage technologies, we can achieve a Pareto-efficient balance between performance and cost-per-bit.

This paper presents the design and implementation of PrismDB, a novel key-value store that exploits two extreme ends of the spectrum of modern NVMe storage technologies (3D XPoint and QLC NAND) simultaneously. Unlike prior work that has retrofitted a data structure designed for a single tier to multi-tier storage, PrismDB is intrinsically designed for different storage layers. The key design contributions of PrismDB is a novel hybrid data structure for tiered storage, and an adaptive and lightweight migration mechanism, which is able to efficiently move objects between the storage tiers. Compared to the standard use of RocksDB on flash in datacenters today, PrismDB’s average throughput on tiered storage is $3.3\times$ faster and its read tail latency is $2\times$ better, using equivalently-priced hardware.

1 Introduction

Several new NVMe storage technologies have recently emerged, expressing the competing goals of improving performance and reducing storage costs. On one side, high performance non-volatile memory (NVM) technologies, such as Optane SSD [2, 53] and Z-NAND [4], provide single-digit μ s latencies. On the other end of the spectrum, cheap and dense storage such as QLC NAND [32, 34] enables applications to store vast amounts of data on flash at a low cost-per-bit. Yet with this lower cost, QLC has a higher latency and is less reliable than less dense flash technology (e.g., TLC NAND).

Table 1 compares the large variation in endurance, cost and performance across two representative storage technologies. For example, we observe that there is a roughly $65\times$

performance difference between Optane SSD (NVM) and QLC on random reads, and sequential reads show a similar trend (not shown). However, Optane SSD costs more than $20\times$ per GB compared to QLC. Endurance also varies widely: QLC NAND can only sustain a relatively small number of writes before exhibiting errors [33].

It is hard for system architects to reason about these unique performance, cost and endurance characteristics when developing software data systems. Indeed, many studies have shown that simply running existing software systems on new hardware storage technologies often leads to poor results [12, 14, 18, 19, 29]. Therefore, significant recent effort has sought to build new software storage systems that are architected specifically for these new technologies [14, 18, 19, 29, 43, 45].

However, we argue that these new architectures do not go far enough in rethinking the use of emerging hardware technology, as they continue to take the legacy perspective of the storage substrate as a homogeneous and monolithic layer. They typically choose one point in the design space: fast but expensive [14, 19, 29] (e.g., using Optane SSD or Z-NAND), or cheap but slower [18, 43, 45] (e.g., using dense flash). In addition, a few recent key-value stores [12, 54, 55, 59] have sought to combine multiple storage technologies together, to achieve both performance and affordability. However, these designs reuse the same monolithic data structure used for flash (typically log-structured merge trees). We experimentally demonstrate (§3) that existing single-tier data structures are ill-equipped for a multi-tiered use case, because they inefficiently use fast NVM devices.

Conversely, this paper rethinks the entire design of key-value stores to fully exploit fast and slow storage tiers, in order to realize more optimal trade-offs between performance, endurance, and cost. We design a new key-value store, PrismDB, which assumes a setting where 80-95% of the persistent storage capacity sits on dense flash (e.g., QLC), and the rest on NVM (e.g., Optane SSD). In such a setting, given the far inferior performance and endurance of flash compared to NVM, PrismDB’s primary design goals are to maximize read and write performance, while minimizing the amount of I/O (and

	NVM	QLC
Lifetime (P/E cycles)	109,500	200
Cost (\$/GB)	\$2.5	\$0.1
Avg Read Latency (4KB)	6 μ s	391 μ s

Table 1: Comparing Optane SSD (NVM), and dense flash (QLC). Cost taken from cdw.com for Intel’s Optane SSD 5800x and Intel 660p, and lifetime is based on publicly available information [23, 52]. Latency is computed with Fio [1].

especially writes) issued to flash.

In order to achieve this goal, PrismDB uses a hybrid data layout, where hot objects are stored in slab-based files on NVM where random access is fast, and cold objects are stored in a sorted log on flash where sequential writes are prioritized. Since NVM does not suffer from write amplification and supports fast random writes, it can efficiently perform an in-place updates and fresh inserts of objects directly into slabs. PrismDB tries to store frequently read or updated data in NVM, and cold, immutable data on flash. To estimate the access frequency of objects, PrismDB uses a lightweight object popularity mechanism based on the clock algorithm. Since key popularity distributions vary across workloads, PrismDB records clock value distributions and uses them to determine which objects should be migrated to QLC. As most requests are serviced either from DRAM or NVM, PrismDB uses a partitioned, shared-nothing architecture, minimizing the amount of synchronization between threads.

As in any multi-tiered system, space quickly fills up in the faster tier (NVM), and PrismDB needs to decide which objects to migrate to flash. This leads us to a fundamental trade-off: keeping a large number of popular objects in NVM ensures a higher proportion of accesses are served from NVM, but it comes at the expense of migration efficiency. Retaining more objects in NVM means the system needs to work harder to find less-popular objects, and therefore has to merge with a wider range of keys in flash, thereby increasing expensive flash write I/O. In addition, when deciding which keys to migrate, PrismDB needs to consider other typical factors [39, 41] that impact migration performance: the overlap between the merged key ranges and amount of stale data to be cleaned.

Our primary contribution is a novel migration mechanism for multi-tiered storage systems that captures the relationship between key popularity and write amplification on multi-tiered storage. This mechanism allows PrismDB to determine which key ranges are better candidates for migration, using the objective function that minimizes the amount of expensive flash I/O incurred per migrated object. Since computing this objective precisely is expensive, PrismDB by default uses an approximation of this objective function, which performs well in practice (§5.3). In addition, under read-heavy workloads, PrismDB migrates objects from the slower tier to the faster one, in response to changing object popularity distribution.

We implement PrismDB and compare it to a multi-tiered

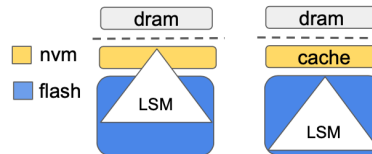


Figure 1: Tiered storage designs: embedded within a single-tier data structure (left) and extra cache capacity (right).

version of RocksDB [40], a version of RocksDB that uses NVM as a second-level (L2) cache, as well as to Mutant [59], an academic system built on top of RocksDB. PrismDB significantly outperforms all of its baselines under all YCSB [15] workloads that issue point queries (puts/gets/updates).

Our paper makes the following primary contributions:

1. **Architecture.** A hybrid architecture that exploits NVM in a multi-tiered setup while minimizing writes to flash.
2. **Efficient migrations.** A framework for efficient migrations for multi-tiered storage based on an analytical model that balances efficient NVM garbage collection and read-aware data placement.
3. **Popularity scoring.** A novel algorithm for popularity-based object placement decisions on multi-tiered storage.
4. **Performance and cost-efficiency.** Compared to multi-tiered RocksDB, PrismDB’s more efficient data structures and migration mechanism improve the throughput and average latency by 2.4 \times and 2.7 \times on write-dominated workloads, and by 2.5 \times and 2 \times on read-heavy workload.

2 Background and Directly Related Work

We provide a brief background on new storage technologies, and survey systems that use multiple NVMe storage tiers.

Trends in storage. In recent years, NVMe storage devices have evolved in two orthogonal directions: faster (and more expensive) non-volatile memory and cheaper (and slower) dense flash. New fast NVM technologies, such as 3D XPoint [2, 34] and Z-NAND [4], which we refer to collectively throughout the paper as Non-Volatile Memory (NVM), provide random read and write latencies of 10 μ s or less.

On the other end of the spectrum, NAND or flash technology has become ever more dense and cheap. Flash manufacturers have been able to pack more bits in each device, both by stacking cells vertically (3D flash), and by packing more bits per memory cell. However, making devices denser also causes their latency to increase and makes them less reliable [22, 25, 34, 38, 43, 52]. The latest NAND QLC technology, which packs 4 bits per memory cell, can only tolerate 100–300 write cycles before it becomes unusable [38, 44, 52]. Future dense flash technologies, such as the recently announced PLC (5 bits per cell), will only exacerbate this trade-off [25].

Existing tiered storage designs. With the emergence of new fast NVMe storage devices, several storage system architectures were proposed for tiered storage. These designs typically try to augment an existing key-value store, which was typically originally designed for flash, with a small amount of fast storage (e.g., Optane SSD). We can broadly group the architectures into two categories, depicted by Figure 1:

1. **Embedded in data structure.** NVM is incorporated into an existing flash-based data structure. This approach is used by Mutant [59] and SpanDB [12], both of which employ log-structured merge (LSM) trees. Mutant migrates cold LSM files to slow storage, while SpanDB stores the tree’s top levels on NVM, and the bottom ones on flash.
2. **Extra cache.** NVM is simply treated as extra cache space for objects that are stored in DRAM. Example of such systems are: MyNVM [19], SQL Server [54] and Orthus-KV [55]. MyNVM and SQL Server simply treat NVM as an L2 cache, while Orthus-KV dynamically uses NVM as an L2 cache or as auxiliary storage tier that provides extra storage bandwidth.

In both of these approaches, a traditional single-tier data structure, which is optimized for flash (typically an LSM-tree), is retrofitted to use NVM. While these existing approaches have the advantage of relatively easy integration with existing flash-based key-value stores, they do not take full advantage of NVM. In the next section, we analyze why.

3 LSM Performance on Emerging Storage

Before describing why existing multi-tiered designs fail to achieve the full potential of NVM, we outline the desired properties of such a system. Our objective is to build a high-performance and affordable persistent key-value store for data-center workloads. From this high-level objective, we derive the following three design goals.

1. **Navigate cost-performance trade off** The system should provide high performance (throughput, read/write latency), while most of its data (i.e., 75-95%) is on flash.
2. **Support small objects** The system needs to support data-center key-value workloads that consist of small objects (i.e., 1 KB or smaller [11, 57]). Thus, we cannot assume the database’s index entirely fits in DRAM [14, 19].
3. **Minimize flash I/O** Since flash is slow, the system should minimize all flash I/O. It should also minimize flash writes for endurance purposes.

We now evaluate the cost and performance characteristics of an LSM-based key-value stores on tiered storage, using our design goals. We use RocksDB, a popular open-source key-value store built by Facebook [11]. Throughout the paper, unless specified otherwise, we run YCSB-A [15] (50% reads, 50% updates), on a 100 M key dataset, with 1 KB object sizes on the hardware configuration specified in §6.

	NVM	RocksDB QLC	het	PrismDB het
Throughput (Kops/sec)	121	54	93	184
Cost (\$/GB)	\$2.5	\$0.1	\$0.3	\$0.3

Table 2: Comparing RocksDB in single-tier NVM and QLC with multi-tier (89% QLC, 11% NVM, labeled “het”) on Zipfian 0.8 workload.

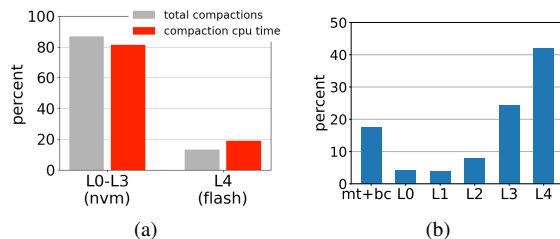


Figure 2: (a) Percentage of compactions in NVM and QLC in a multi-tier RocksDB. (b) Distribution of reads across LSM levels (L0-L4), memtable (mt) and block cache (bc).

3.1 Single-tier Storage

We first analyze how a single-tier storage setup performs using NVM and QLC, the two extremes of the cost-performance trade off. Table 2 compares the throughput and cost of running RocksDB on the two storage configurations. We note that even though raw NVM performance is far superior to QLC (e.g., $65\times$ lower average 4 KB random read latency), the observed overall system throughput in Table 2 is only $2.2\times$ better than QLC. With QLC, RocksDB is I/O bound, and spends 35.8% of its CPU time in iowait because reads and writes to QLC are slow to complete. On NVM we observe it is bottlenecked by CPU, since NVM is much faster and the system spends less time waiting for I/O completions. This leads us to ask: would a multi-tier storage setup be bottlenecked by QLC I/O, CPU contention or both?

3.2 Multi-tier Storage

We next examine how well the LSM tree performs on a multi-tiered setup, similar to the one used by SpanDB [12]. The LSM tree running on multi-tiered storage is referred to as *het* (i.e., heterogeneous) for the remainder of the paper. We use a 5-level LSM tree, where levels are mapped to a different storage tiers, allowing the system to navigate the cost-performance trade-off. We compare a configuration that maps LSM levels L0-L3 to NVM, and L4 to QLC, where L4 is 89% of the storage capacity in the database.

We observe that by placing only 11% of the database on NVM, the *het* configuration can achieve a cost-per-bit (\$0.34/GB) that is close to single-tier standard TLC flash setups used today in datacenters (\$0.31/GB). At the same time, it achieves a throughput that is only 23% less than the

throughput of RocksDB running only NVM. In short: a multi-tier RocksDB configuration pays a small extra cost of faster storage but achieves a significant performance boost.

Despite the promising gains that multi-tier storage brings between cost and performance, the performance of RocksDB in this configuration is far from optimal. We make two important observations. First, as shown by prior work [8, 17], RocksDB spends a significant percentage of CPU time (54%) on background compactions. However, in our experiments using RocksDB with the tiered setting (Figure 2a), more than 80% of compaction time is spent on the NVM tier to keep its data sorted. Since NVM supports in-place updates, spending CPU cycles sorting objects is unnecessary and wasteful.

Second, we still observe significant percent of CPU time (23%) is spent on I/O wait. Our results show (Figure 2b), that even though RocksDB uses NVM for the upper levels of its tree, many reads are still served from flash (42%), which is $65\times$ slower, contributing to high I/O wait times. This negates the full performance benefit of using NVM as a fast storage tier. The reason more reads are not served from NVM is that LSM-tree organization is purely write-driven; LSM-trees do not try to cache frequently-read items on the upper levels.

To add read-awareness to the LSM-tree design, we built a strawman system that pins more frequently-accessed objects on upper levels of the tree (e.g., L0-L3) on NVM tier. During LSM compaction, the strawman does not automatically migrate all the keys down to the lower level, but instead “pins” some percentage of the popular keys, retaining them in the NVM tier. We found that even though this strawman system was able to serve 27% more reads from NVM compared to flash, the total number of compactions increased by $2.3\times$, which resulted in an overall degradation of the system’s throughput and latency compared to RocksDB.

We conclude that there exists a fundamental tension between object pinning and compaction efficiency, which we further explore in this paper. Unfortunately, the salient features of an LSM tree, including its multiple levels and the need to store sorted data in large files, make compactions particularly expensive. As object pinning leads to more compactions, it typically degrades the performance in LSM trees. This motivates our decision to architect a new data layout that is tailored to both NVM and flash.

4 PrismDB Design

In this section, we introduce PrismDB, a fast key-value store that blends fast and cheap storage tiers. We first describe PrismDB’s design and main system components.

4.1 Design Overview

Figure 3 depicts the architecture of PrismDB on two-tiered storage (NVM and flash). Since NVM is low latency, in order to reduce synchronization on shared data structures, PrismDB

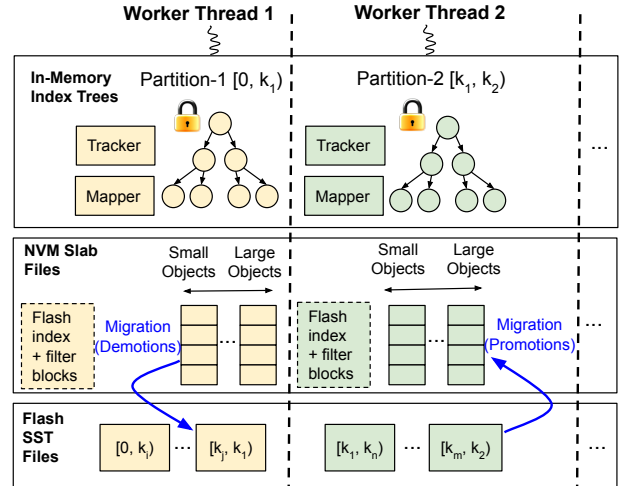


Figure 3: PrismDB system diagram.

employs a partitioned, shared-nothing architecture, where each worker handles a subset of the key space. This partitioned approach is extended across all storage tiers; i.e., each thread handles its own data structures on DRAM, NVM and flash.

PrismDB uses a hybrid data layout, which is optimized both for NVM and flash. At a high level, metadata (e.g., indices and bloom filters) are stored on DRAM and NVM, in order to enable fast lookups. Both DRAM and NVM also store recently-accessed key-value pairs. In order to support fast writes and reduce writes on flash, all newly-written data (including updates) are written to NVM. Therefore, to optimize for fast random writes and in-place updates, the NVM data layout uses unsorted slabs. The data layout on flash is optimized for sequential write access, which minimizes write amplification, and is therefore based on a sorted log.

Each partition has a tracker and a mapper component that are stored in DRAM. The tracker is a key popularity tracker that uses the clock algorithm to store key accesses. The mapper maintains the clock value distributions and uses those distributions to enforce the placement of objects on storage. It uses a parameter, called the pinning threshold, to determine whether an object is “popular” enough for NVM. Each partition runs a background migration thread to free up space on NVM by moving the colder objects to flash while retaining the popular objects on NVM. Several key ranges are selected for migration based on an efficient key selection mechanism and the candidate range is selected using a novel migration metric. We now provide more detail on the data structures on DRAM, NVM, flash.

In-memory data structures. Objects on NVM are not sorted. Therefore, for fast look-ups, we use a B-tree index to locate NVM objects. Since our design needs to support a large database of small objects, an index over all the keys in the database will not fit in memory. Hence, only the index for

objects on NVM is stored in memory. Each index entry in the B-tree uses 13 B to store the key and its NVM address (i.e., slab ID and the page offset). Each partition also stores the clock-based tracker in memory discussed in 4.3. Each tracker entry is 9 B and stores the key and clock information. PrismDB does not use block cache for caching frequently read objects and instead relies on the OS page caching.

Data layout on NVM. All new data is written to NVM, and it also serves as a second-level read cache after DRAM for hot objects. We use a slab-based data layout for data stored on NVM, since it needs to support fast random inserts and updates of small objects. Slab files contain objects of a particular size range (e.g., 64–128 B). Objects of similar size are inserted into available fixed-size slots within the same slab file, along with a metadata header containing version number, key size and value size information. If an object is deleted, its slot is freed and ready to store new data. Similarly, an update that changes the key-value size range requires freeing the current slot and moving the record to a new slot on another slab file. An in-place update can take place on the original slot if the object doesn't change its size range. Reading the key-value pair requires navigating to the right slab file and slot offset, decoding the metadata header and reading key and value at the right byte offset.

NVM also stores the index of the objects stored on flash. The reason we decided to store the index on NVM rather than DRAM, is because reading these objects already incurs the cost of going to QLC (i.e., hundreds of microseconds), so it would make a negligible difference to store their index in DRAM. In addition, by default, we store the bloom filter for objects stored in flash on NVM. PrismDB uses a bloom filter [10] for each file on flash to prevent issuing expensive read I/Os to QLC for objects not present in the database. We store the bloom filters on NVM rather than flash, because they take up significant space in a small-object database. The combined size of the flash index and filters can range from 100s of MBs to 10s of GBs, depending on the object size. For a small-object database, the flash index and filters can reside entirely on NVM.

Data layout on flash. Since flash storage is optimized for sequential writes, we use a Sorted String Table (SST) file format (similar to LSM trees [3, 40]), which are stored in a log for storing objects on flash. Each SST file has an index block that stores an index for all the data blocks in that file, and a filter block that stores the bloom filter for all the objects present in that file. SST files store disjoint key ranges, which makes searching an object fast. When the percentage of NVM in PrismDB is 10% or higher, by default we store all the flash data in a single-level log. When the percentage is lower, PrismDB can store the flash data in a multi-level log, similar to an LSM tree. This choice is based on the fan-out of objects stored on NVM and flash, and it provides a knob for controlling write amplification on flash. For example, a

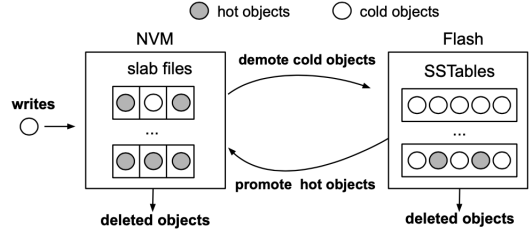


Figure 4: Lifecycle of a written object in PrismDB.

uniform workload with 10% NVM allocation yields a fan-out of 10; that is, a key range in NVM has an overlap in flash that is $10\times$ its size. Smaller NVM allocations will cause higher write amplification on flash.

4.2 Lifecycle of a Written Object

Figure 4 illustrates the lifecycle of an object written to PrismDB. Objects are always written to NVM because writes need to be persisted (for crash recovery purposes), and random writes on NVM are much faster than flash. When NVM's used capacity hits a high watermark (by default 98%), the partition triggers a background migration job to demote colder objects to flash until it frees up enough space on NVM (by default 95%). In the meantime, incoming writes are rate-limited to ensure that NVM does not exceed its capacity. It selects a subset of existing NVM objects, filters hot ones using the mapper, and *demotes* the rest (i.e., the colder objects) to flash. At the same time, given that PrismDB is already incurring the cost of writing a new SST file, if the migration job finds hot flash objects, it may *promote* them to NVM during the migration and reclaim their space from flash. In read-heavy workloads, where write-triggered migrations are rare, PrismDB may also proactively trigger migrations when it detects that too many hot keys are accessed from flash, with the goal of promoting hot objects to NVM from flash. Since NVM stores the most recent data, obsolete versions of objects on flash are automatically deleted when merging with new versions migrated from NVM.

4.3 Popularity Tracking

We now discuss in more detail how PrismDB tracks popular keys, and designates them as hot (or not).

Tracker: lightweight tracking of keys. The tracker estimates object read popularity, while incurring a minimal overhead. There is a large body of work on how to track and estimate object popularity [9, 42, 45, 49, 50]. However, many of the existing mechanisms require a relatively large amount of data per object (and computation per access), in order to track various access statistics (number of prior accesses, frequency, relationships with other objects, etc.) [9, 42]. Given that key-value objects are often small (e.g., less than 1 KB [11, 13, 36]),

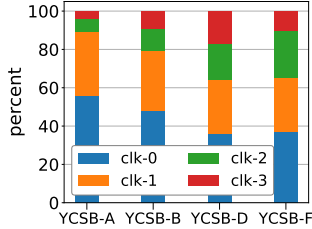


Figure 5: Clock value distributions under different workloads.

we need to limit the amount of metadata we use for tracking purposes per object, yet maintain an accurate prediction on how “hot” the object is, or how likely it is to be read or updated in the near future. In addition, supporting a high number of read operations to the database requires a high-performing mechanism for tracking popularity, i.e., one that can track millions of small objects at high throughput.

Clock [16] is a classic approach to approximate the least recently used (LRU) eviction policy while offering better space efficiency and concurrency [18, 20]. Using a single clock bit captures recency, while employing multiple clock bits can be used to also track frequency. This makes clock an attractive option for estimating key popularity.

PrismDB’s tracker uses the multi-bit clock algorithm for object tracking. The tracker uses a concurrent hash map that maps keys to their clock bits. Each client read operation requires the tracker to update the clock bits of the object that was read. Since setting the clock bits is on the critical path of reads, we design several performance optimizations.

First, in order to save space, the tracker does not store clock bits of all key-value pairs in the system, only the most recently-read ones. Second, the tracker is optimized for concurrent key insertions, evictions and lookups. Traditional clock implementations use a doubly-linked list or a circular buffer that contains the clock bits along with a hash map that contains the mapping from key to clock bits, which requires that insertion and eviction operations be serialized. In contrast, PrismDB’s tracker does not keep a separate buffer from the hash table. Therefore, it does not require any extra synchronization for those operations, and relies on the synchronization provided by the concurrent hash map.

Mapper: enforcing the pinning threshold. Ideally, PrismDB needs a threshold to determine which objects are hot, which we call the *pinning threshold*. In other words, at each pass of the migration job, PrismDB should pin some percent (e.g., 10%) of the most popular objects that are being tracked by the tracker on faster storage.

However, determining this threshold is not straightforward, since the relative popularity of the object depends on the clock bit distribution. Consider a two-bit clock, with 3 being most popular and 0 being least popular. If PrismDB wants to enforce a pinning threshold of 10%, and exactly 10% of

keys have all their clock bits set to 3, then PrismDB should pin all the items with a clock value of 3. However, if 50% of the keys have a clock value of 3, then PrismDB cannot pin all items a value of 3, otherwise it will exceed the desired pinning threshold. To illustrate, Figure 5 shows that the clock value distributions change as a function of the workload. To this end, the mapper is responsible for keeping track of the clock value distribution, and uses that distribution to enforce the pinning threshold.

Pinning threshold algorithm. In order to enforce the pinning threshold, the mapper uses the following algorithm, which is best illustrated with an example. Suppose the clock distribution is similar to the YCSB-B workload depicted in Figure 5, where the percentage of keys with a clock value of 3 is about 10%, the percentage of those with a value of 2 is 10%, the ones with a value of 1 is 30%, and the remaining 50% have a clock value of 0.

Now, suppose the desired threshold is 15% (i.e., the most popular 15% of items are stored on NVM, and the rest on flash). If the migration job encounters an item with a clock value of 3, it will always pin it. If it encounters an item with a clock value of 2, it will randomly choose whether to keep it or not (in this example, with a probability of 0.5). If it encounters either an item with clock value of 1 or 0, or an item that is not currently being tracked (recall the tracker does not track all items in the database), that item will be demoted to flash.

To summarize, the mapper satisfies the pinning threshold using the highest-ranked clock items by descending rank, and if need be, randomly samples objects that belong to the lowest clock value that is needed to satisfy the threshold.

4.4 Migration Trade-off

PrismDB uses migration between NVM and flash for two functions. First, PrismDB uses migration to free up space in NVM when it is close to running out of capacity. Second, during migrations, PrismDB demotes cold objects to flash and promotes hot objects to NVM. However, the two functions of migration, garbage collection and data pinning, present a fundamental trade-off. On one hand, if PrismDB were to migrate objects from NVM to flash without considering their popularity, then NVM will not serve as an effective second-level read cache. On the other hand, if PrismDB were to pin a high percentage of objects that it encounters, it will take it much longer (and require more CPU) to free up space in NVM. This will not only delay incoming client writes, but also incur higher flash write amplification. This is because the objects in NVM selected to be demoted will have a “sparser” key range, and require the migration job to merge the NVM objects with a larger number of SST files on flash.

4.4.1 Migration Efficiency Metric

Since data on NVM is organized as individual key-value pairs and unpopular keys can be scattered across the entire key space, there are many possible choices of which cold objects to select for migration. Therefore, to reduce the search space, and to clearly bound the flash I/O caused by each migration, PrismDB divides the contiguous NVM key space into smaller key ranges based on existing SST file bounds on flash. We define a migration key range, i , as the key ranges of i consecutive SST files. The value of i is tunable in PrismDB, and by default is set to 1. A higher value of i is more suitable for workloads with smaller SST file size or with many popular objects evenly distributed across the global key space.

Which key range should we choose? The strawman approach is to randomly select a migration key range and move its unpopular objects to flash. In order to test this approach, we run a simple experiment with YCSB-A on PrismDB. We observe that when $i = 1$, the strawman algorithm selects a key range that contains 12K unpopular keys. However, when we exhaustively search over the key ranges, we find that, at every migration, there exists a key range that on average has 35K unpopular keys. Therefore, the strawman scheme is inefficient, since each migration will cause a relatively small number of keys to migrate but still need to rewrite a single SST file on flash. Therefore, it will incur high write amplification.

Analytical model. To align with our design goals of cost-efficiency and low flash I/O, the goal of our migration policy is to minimize the amount of flash write I/O per migrated byte. During migration, older versions of objects on flash will be deleted when merging with more recent NVM data. Thus, migrating an NVM key range involves writing its unpopular keys and non-overlapping SST file keys back to flash.

We develop an analytical model for object migration cost. For simplicity, we initially assume object sizes are equal, and defines notations in terms of “number of keys”, which directly equates to their size. Table 3 summarizes the notations and their meanings. Given an NVM key range, where p is the ratio of popular keys, the number of unpopular keys is $(1 - p) \cdot t_n$, where t_n is the number of keys in a candidate NVM key range. Meanwhile, o is the fraction of keys in the SST file, that also appear in the NVM key range. Therefore, the number of non-overlapping keys in the SST file is $(1 - o) \cdot t_f$, where t_f is the total number of keys in the original SST file.

Therefore, the write I/O per migrated key is: $\frac{(1-o) \cdot t_f}{(1-p) \cdot t_n}$. We define $\frac{t_f}{t_n}$ as the fanout, F , which represents the size ratio of key ranges on NVM and flash. Therefore, the flash I/O cost is reduced to $F \cdot \frac{(1-o)}{(1-p)}$. We define our migration metric, M , as the inverse of this cost, where a higher score is better (less write I/O per key):

$$M = \frac{1-p}{F(1-o)} \quad (1)$$

For workloads with variable-sized objects, p , o and F are

Symbol	Description
p	Fraction of popular keys in candidate NVM key range.
t_n	Number of total keys in selected NVM key range.
o	Fraction of overlapping keys between NVM range and flash.
t_f	Number of total keys in SST file before merging.
F	The ratio $\frac{t_f}{t_n}$ between key range on flash and NVM.

Table 3: Notations

normalized by size (in bytes) to compute M precisely.

Precisely computing the migration metric. To test this metric, we first implement a policy that precisely scores candidate key ranges and selects the one with highest value of M . We repeat the same experiment as before with YCSB-A. We find that while the precise- M metric decreases flash write I/O by more than $2 \times$ compared to the strawman approach, it almost doubles the CPU utilization, resulting in an overall throughput that is less than $1/3$ of the strawman scheme. This is because computing M precisely requires checking the popularity of each object in the tracker, and navigating the indices of all items in the candidate range both in the DRAM B-tree and in the SST file indices, to check for overlaps. This is CPU-intensive and leads to long migrations (30 seconds).

Approximating migration metric. Therefore, we propose computing a metric called approx- M that efficiently approximates the value of M . Instead of computing the statistics for each individual object in the candidate key range, approx- M metric breaks each partition key space into smaller, fixed-sized ranges, which we call buckets. It then keeps track of approximate values for p , o , and F in each one of the buckets. approx- M can be computed using a weighted average of the parameters of each bucket that overlaps with the candidate key range. It therefore provides much better CPU utilization than the precise metric, and better overall throughput than both the strawman scheme and the precise metric. We describe the implementation and maintenance of buckets in §5.3.1.

4.4.2 Key Range Selection

A second important design question is which NVM key ranges should be considered as candidates for migration. One simple approach is to enumerate over all possible NVM key ranges to decide which to migrate. However, this can be impractical for large databases with hundreds of thousand of SST files. Instead, we use power-of- k choices [35] to select a subset of migration key ranges as candidates. Note that when the database is starting up and there are no SST files on flash, PrismDB will randomly select a range of neighboring unpopular keys, with a total size close to the configured SST file size. We present an in-depth evaluation of different migration metrics and key-range selection approaches, and discuss their trade-offs in §5.3.2.

4.4.3 Object Promotions Under Dynamic Workloads

During the migration process, objects can be both promoted and demoted. Demotions have an obvious benefit: they free up space in NVM. Promotions, on the other hand, are more expensive, since they take up space in NVM for an object that was previously stored in flash. However, sometimes objects also need to be promoted from flash to NVM, in order to enable fast reads for popular objects, which at some point got demoted. For example, this would occur when a large burst of newly-written objects fills up NVM. Such bursts have been observed in production workloads [11, 13, 57].

4.4.4 Read-triggered Migrations

By default, migrations in PrismDB are triggered when NVM fills up, due to writes. However, a write-triggered migration is not always suitable for moving items between the two tiers. For example, in read-heavy workloads, NVM will only slowly get filled up, and the write-triggered migration process will not be called frequently enough to keep up with changing read popularity distributions. Therefore, PrismDB also employs read-triggered migrations for moving items between NVM and flash. The main goal of read-triggered migrations is to improve the ratio of reads served from NVM.

Read-triggered migration comprises of three stages: detection, invocation, and monitoring. In the detection stage, PrismDB checks if the write-triggered migrations aren't keeping up with popularity distributions. It does so by detecting read-dominated workloads where a large proportion of the keys in the tracker are stored on flash. If so, it triggers read-triggered migrations for an epoch (by default 1 M client operations). At the end of each epoch, the monitoring stage tracks the ratio of reads served from NVM vs. flash. If the migrations that were triggered in the previous epoch improved that ratio above a threshold (by default 1%), it continues the migrations for next epoch. If not, it enters a cool-down period (by default 10 M operations). At the end of that period, read-triggered migrations resume again from the detection stage.

5 Implementation

In this section, we describe PrismDB's implementation in more detail. PrismDB is implemented in C++. It reuses Google's B-tree implementation [21], the SST file format from LevelDB [3] and the slab implementation for NVM from KVell [29]. We depict the implementation's principal components in Figure 6. Every partition in PrismDB runs two threads, both of which synchronize using a single partition lock. A worker thread (depicted as a straight line in the figure) handles foreground client operations, including looking up, reading objects and writing data to NVM. The worker thread is also responsible for tracking key popularity and its distribution in the tracker and mapper. A migration thread, depicted

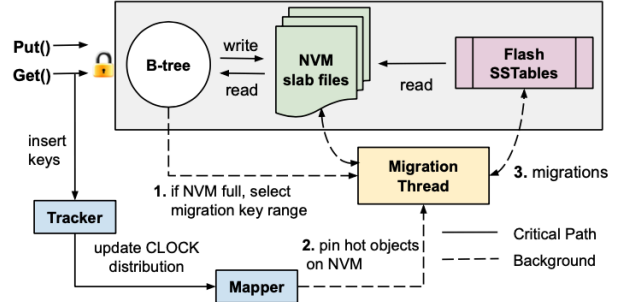


Figure 6: PrismDB's system components.

in the figure as a dashed line, runs in the background and is triggered intermittently to free space on NVM and re-balance data popularity so hot objects are always stored on NVM.

5.1 Key-value Operations

PrismDB supports 4 types of operations: $Put(k, v)$, $Get(k)$, $Scan(k, n)$ and $Delete(k)$. In order to process each one of these operations, the worker thread first acquires the partition lock, and releases it at the end of the operation. We provided the details on Put and Get in the previous section, and now describe the two other operations.

$Scan$ fetches the next n objects with keys equal to or greater than k . The worker thread runs a two-level iterator, one on NVM objects and the other on flash objects. In every iteration, it compares the values of objects pointed by the two iterators, and selects the smaller object, and moves the corresponding iterator pointer forward. For range queries that span across multiple partitions, it locks and scans one partition at a time. $Delete$ first looks up the key. If it exists in NVM, it simply deletes it. If it is sitting on flash, the worker thread performs a fresh insert to NVM with a tombstone flag. Eventually, both the NVM tombstone and the flash object will be deleted when migration merges them.

5.2 Tracker and Mapper

The tracker is built on the concurrent hash map implementation from Intel's TBB library [24]. The hash-map index is the object key and each index stores a 1 byte value - two bits for clock and one bit for object location (nvm or flash). When a database client calls Get , the worker thread inserts the key into the tracker. An insert operation can also invoke an eviction. If the key is not present in tracker, PrismDB writes the key with an initial clock value of 0. For a key that is already present in tracker, its clock value is set to 3. The worker thread evicts keys using the clock hand movement, implemented as an iterator over the hash table. The clock value is stored as an atomic variable. Thus, looking up a clock value does not need to be serialized with eviction. Each client Get updates

the clock value distribution in the mapper. The mapper is implemented as an array of four atomic integers; each keeps track of the number of keys with a particular clock value.

5.3 Migration

Once triggered, the migration thread first acquires the partition lock. It uses a key-range selection mechanism to identify some candidate migration key ranges from the B-tree, scores them using the migration metric and selects the one with the highest metric value. It then filters popular objects from the key range using the popularity distribution from the mapper.

Next, the migration job reads these objects from NVM and the overlapped SST file(s) to memory, merge-sorts them and rewrites live objects as new SST file(s) back to flash. This stage consumes the most time in the migration, and can take seconds or more. Therefore, the migration thread releases the lock before the merging the files. We use a reference counting scheme, similar to RocksDB [46] to track live SST files in flash. This guarantees that migrations don't delete a file that is being used by a concurrent read or iterator.

Once unpopular NVM objects are demoted to flash, migration needs to delete them from slab files. Concurrent client writes can update a migrated object with a more recent version. Migration ensures data correctness by re-acquiring the partition lock to check if the version has changed, and if it has then it skips deleting that object. PrismDB uses a lightweight migration bitmap to track whether a key has changed its value since migration and is updated by foreground writes and the background thread.

5.3.1 Migration Metrics

The precise-M metric computes the precise value of M expressed in Equation 1. The popularity ratio is computed by reading NVM keys and their popularity from the B-tree and mapper. The overlap ratio is calculated by checking the SST file's bloom filter. The fanout parameter is computed by dividing the number of objects in SST file by the number of objects found in the B-tree index.

By default, the approx-M metric uses a bucket size equal to the average number of keys in the migration key range, or the SST file (since $i = 1$ by default). The global key space is divided to such consecutive buckets. Every bucket contains three fields: a counter that stores the number of unique keys on NVM, a bitmap of key popularity, and the moving average of overlap ratios of NVM and flash keys. Accesses to these data structures are protected by the partition lock. The key popularity bitmap provides much faster access than looking up the objects in the B-tree and then in the mapper. Reads will set a key's bitmap value to 1, while keys that are evicted will set the value to 0. The approximate metric for a candidate key range is computed using the estimates of p , o , and F from all the buckets overlapped with the range.

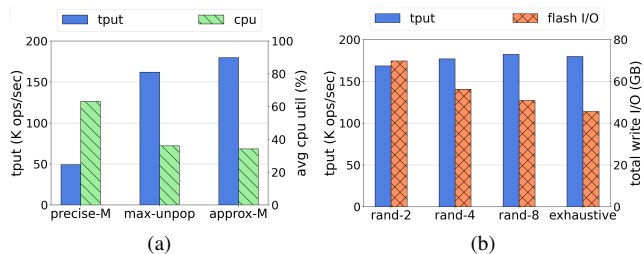


Figure 7: (a) Performance of migration metrics with exhaustive key range selection. (b) Performance of key range selection algorithms with the approx-M metric.

	max_unpop	approx_M	precise_M
rand-2	167.3	168.5	166.7
rand-4	176.0	176.9	173.8
rand-8	179.3	182.4	175.5
exhaustive	162.2	179.9	49.3

Table 4: Throughput (K ops/sec) of different combinations of migration metrics and key range selection policies.

5.3.2 Migration Evaluation

Migration efficiency metric. We now describe our evaluation of migration efficiency metrics. We introduce another baseline migration metric, max-unpop, which ignores the overlap ratio and picks the NVM key range that has the most unpopular keys. We first evaluate these metrics using the exhaustive key range selection that checks all SST file ranges and picks the one with highest score.

Figure 7a compares the metrics' throughput and CPU utilization. All three metrics have similar flash write I/O (~ 45 GB). While precise-M has low flash write I/O, it almost doubles the CPU utilization compared to other metrics. In contrast, both max-unpop and approx-M metrics achieve high throughput and low CPU utilization. The max-unpop metric performs well in the YCSB workload because YCSB is a static benchmark, where eventually SST files on flash will contain all the keys from the dataset. Therefore, in the steady state the overlap ratio will cease to be important, and approx-M will converge to the same metric as max-unpop. However, in more dynamic workloads with inserts and deletes, we expect approx-M to perform better.

Key range selection. Next, we evaluate different key-range selection algorithms. We compare exhaustive search with a power of k choices algorithm, rand- k , that randomly samples k migration key ranges from all candidates.

Figure 7b shows their respective throughput and flash write I/Os. All policies exhibit similar CPU utilization ($\sim 35\%$). As k increases, flash write I/O gradually drops from 70 GB to 51 GB, approaching the flash I/O of exhaustive search. At the same time, throughput increases, because more choices

Workload	Description
YCSB-A	write intensive: 50% reads, 50% updates
YCSB-B	read intensive: 95% reads, 5% updates
YCSB-C	read only: 100% reads
YCSB-D	read intensive (latest): 95% reads, 5% updates
YCSB-E	scan intensive: 95% scans, 5% updates
YCSB-F	read-modify-write: 50% reads, 50% read-modify-writes

Table 5: YCSB workload description.

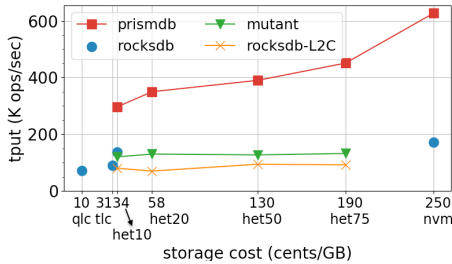


Figure 8: Throughput vs. storage cost under YCSB-A. “hetX” means heterogeneous or multi-tier setup with X% on NVM.

allow PrismDB to select better key range candidates. In fact, rand-8 has slightly higher throughput than exhaustive search because it takes less time to select key ranges. approx-M metric with rand-8 range selection mechanism yields the best overall throughput (Table 4). We use this combination in §6.

5.4 Crash Consistency and Recovery

For crash recovery, PrismDB does not use a write-ahead log. Instead client writes are committed to NVM synchronously. PrismDB ensures crash consistency using three on-disk fields: timestamp entry, tombstone entry for client deletes and tombstone entry for migration deletes. The migration tombstone guarantees that NVM objects are deleted only after they are fully migrated to flash. It writes the migrated object’s tombstone entry along with timestamp, marking it as deleted.

During recovery, for each partition, PrismDB scans over its NVM slabs, and skips key entries with older timestamps and tombstone entries from client deletes, when reconstructing the B-tree index in memory. Similar to RocksDB [40], PrismDB stores a manifest file on disk that stores the active list of partition SST files. During recovery, the manifest file used to generate a consistent view of the flash database.

6 Evaluation

We evaluate PrismDB by answering the following questions:

1. How does PrismDB compare to baselines (§6.1)?
2. Which workloads does PrismDB benefit (§6.2)?
3. How do migrations impact performance (§6.3)?
4. How to set pinning threshold (§6.3)?

Configuration. We performed our experiments on a 32-core, 64 GB RAM machine running Ubuntu 18.04.2 LTS 32. Three different storage devices were locally attached to this machine via PCIe3.1: Intel Optane SSD P5800X (NVM), Intel 760p (TLC NAND), and Intel 660p (QLC NAND).

Workload. All YCSB experiments (Table 5) are run using 8 concurrent clients. By default, we use YCSB-A (50-50 read-writes) with 0.99 Zipfian request distribution, 100 M key dataset, with fixed 1 KB object sizes, with a total database size of 100 GB. For the update-intensive workloads (A and F) the first half of the trace is used as a warm-up period. For read-intensive workloads (B, C and D), we run 300 M requests with a longer warm-up (80%) to allow the promotion-based migrations to take effect. The scan workload is run with 10 M requests and a 50% warm-up. All the databases we compare in this section use by default a 1:10 ratio between DRAM and storage, where 20% of the DRAM is dedicated to block cache (a common production configuration [17]). We use 10 cores for all experiments. The multi-tier configurations use by default a 1:5 size ratio between NVM and QLC.

Baselines. We compare PrismDB against three baselines: RocksDB, RocksDB that uses NVM as an L2 read cache (labeled rocksdb-l2c) and Mutant [59]. We do not explicitly compare against SpanDB [12], because it uses SPDK [51], which bypasses the kernel for I/O, and a custom file system. We leave supporting SPDK to future work. When comparing heterogeneous setups, we assign the same amount of DRAM and NVM to all baselines and to PrismDB. Mutant is a storage layer for LSMs that assigns SST files to heterogeneous storage based on the access frequency of SST files, and uses a background process to move files across tiers. To ensure an apples-to-apples performance comparison, we re-implemented Mutant on top of RocksDB v6.2.0. We set Mutant’s SST file cooling coefficient α to 0.999 and optimization epoch to 5 seconds. For PrismDB, we set the tracker size to 10% of the total key space and the pinning threshold to 70%. All experiments use 8 threads for background compaction. The other settings are the default ones used in RocksDB v6.2.0.

6.1 Single-tier vs. Multi-tier

Figure 8 compares the average throughput and storage cost between PrismDB, RocksDB, RocksDB with an L2 cache and Mutant under seven different configurations: three single-tier configurations (NVM, TLC, and QLC) and four multi-tier configuration (labeled as “het”). Note that since default RocksDB places data in different storage types on a level-by-level fashion, we cannot create a configuration that will match every point on the X axis with a fixed tree shape.

As expected, for regular RocksDB, NVM outperforms single-tier TLC NAND, which outperforms the single-tier QLC NAND setup, which uses denser and slower flash. Similarly, across the multi-tier setups, the higher the proportion of

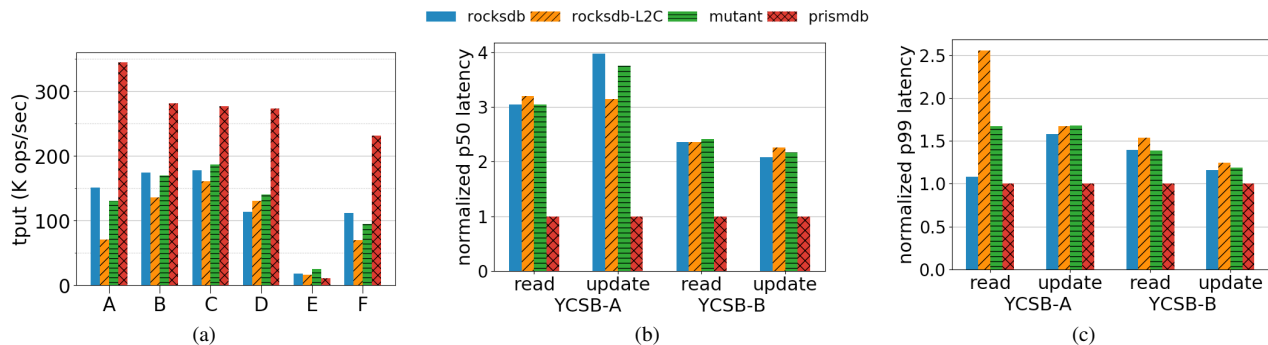


Figure 9: (a) Throughput, (b) normalized median latency, and (c) normalized p99 latency under different YCSB workloads.

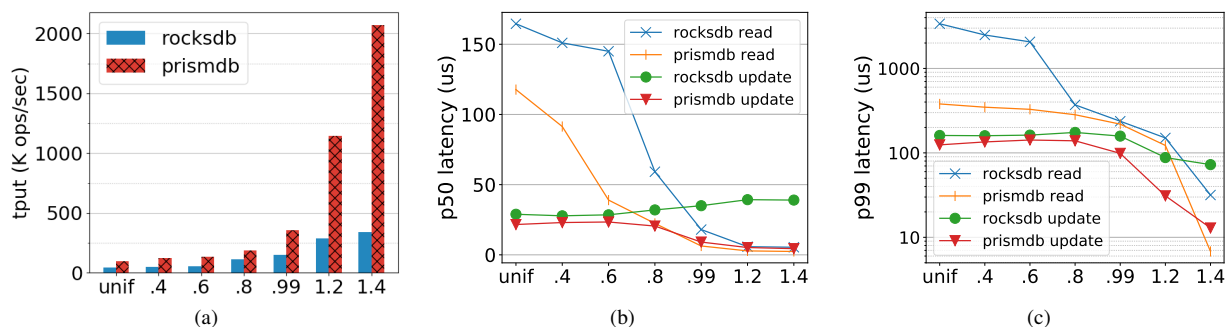


Figure 10: YCSB-A performance with different Zipfian parameters.

NVM, the better the performance. Interestingly, the L2 cache configuration of RocksDB consistently underperforms the level-by-level configuration. The reason for this is that the L2 cache serves as a read cache, but not a write cache. All writes go to flash, which is slow. Additionally, the L2 cache needs to load frequently-updated objects from flash to NVM which degrades system throughput.

PrismDB significantly outperforms both RocksDB and Mutant on all multi-tier storage setups. Notably, the *het10* configuration with PrismDB has $3.3\times$ better throughput and $2\times$ lower tail latency than RocksDB with pure TLC, which is the default way RocksDB is deployed in datacenters today, while costing almost the same (\$0.34/GB vs. \$0.31/GB). Note these prices fluctuate on a daily basis.

Mutant’s performance is more or less equivalent to RocksDB’s, because while it maps popular files to NVM, this comes at the cost of triggering more compactions, especially for write-dominated workloads like YCSB-A. We observe it incurs 59% more background compactions. In addition, Mutant’s mapping is coarse grained, since it makes placement decisions on a file-by-file basis, and a single file may have objects with varying popularity.

6.2 Multi-tier Storage

Figure 9 compares the throughput, median and 99th percentile latencies across the different YCSB workloads. Mutant slightly outperforms RocksDB in read-friendly workloads (YCSB-C and YCSB-D) because it can map popular SST files to NVM better under low compaction churn. RocksDB’s L2 cache configuration performs better than RocksDB in limited workloads (YCSB-D only). PrismDB consistently outperforms all baselines for point queries, in terms of throughput and tail latency, due to its more efficient data layout and migration algorithm. Notably, it is able to outperform the baselines even for YCSB-B and YCSB-C, which are read-heavy and read-only, respectively. In these workloads, PrismDB’s promotions get triggered to migrate hot data that may have been migrated in the past to flash. However, PrismDB offers the biggest performance improvement for workloads that include a significant percentage of writes (e.g., YCSB-A). For that workload, PrismDB uses $1.9\times$ less CPU and incurs $3.2\times$ lower flash write amplification compared to LSM-based key-value stores. The only YCSB workload where PrismDB does not outperform the baselines is the scan workload. RocksDB in particular is optimized for scans, and includes a prefetcher that proactively fetches blocks, which greatly improves its performance for predictable scan patterns. When we disable RocksDB’s prefetcher, we find both systems exhibit comparable performance under scans. In the future, PrismDB can be

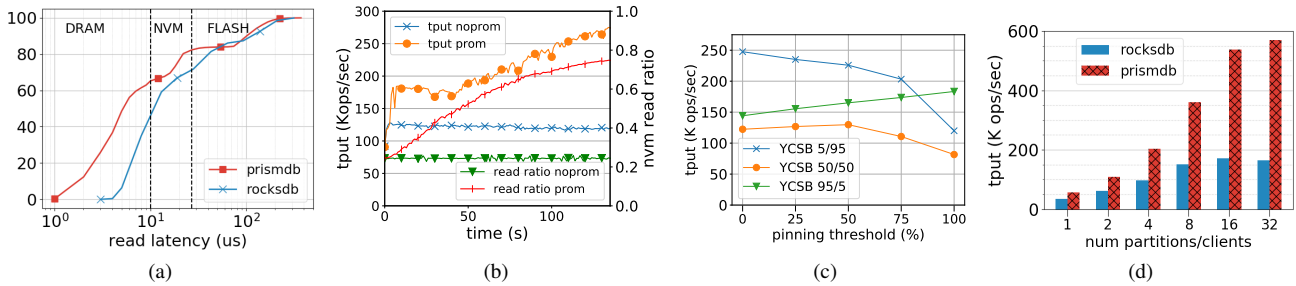


Figure 11: (a) Read latency CDF of PrismDB and RocksDB for YCSB-B. (b) Impact of promotions on read-only YCSB-C. (c) Impact of pinning threshold on throughput with YCSB-A. (d) Throughput as a function of partitions/clients.

extended to better handle scan-heavy workloads.

In Figure 10 we present the results of a key distribution sweep using YCSB-A. PrismDB is able to provide a throughput benefit under all distributions. When the distribution is skewed, all accesses are contained in DRAM and NVM, and PrismDB achieves superior performance by doing in-place updates on NVM. RocksDB, on the other hand, still does compactions under such workload. Similarly, even for uniform workloads, even though data placement plays no role, PrismDB’s partitioned design and in-place inserts and updates for NVM provide higher performance. For the same reasons, PrismDB outperforms RocksDB both in median and tail latency on all distributions.

To understand better why PrismDB provides better read latency, we plot a CDF comparing the latencies of PrismDB to RocksDB on read-heavy YCSB-B (Figure 11a). As expected, the figure shows that PrismDB serves a lower percentage of its requests from flash compared to RocksDB due to better data placement. Interestingly, PrismDB also more efficiently utilizes DRAM. Over time, NVM blocks in PrismDB become more densely packed with popular objects, thus improving the hit rate of the OS page cache. In contrast, RocksDB caches data blocks in DRAM with mixed popularity and further “pollutes” much of its DRAM cache with compactions (many of which belong to data on NVM).

6.3 Evaluating System Components

We now evaluate different components of PrismDB. Figure 11b shows the effect of promotions (moving data from QLC to NVM) under a read-only workload (YCSB-C). The figure shows that promotions significantly increase the ratio of reads from NVM, resulting in higher overall throughput.

Figure 11c plots the throughput of three YCSB workloads as a percentage of the pinning threshold. In this experiment, the tracker records popularity for 20% of the total objects, and the pinning threshold is calculated as a percentage of the tracker size. The experiment shows that the ideal pinning threshold is different for each workload. For a read-dominated workload, a higher threshold is better, since it is more impor-

tant to retain popular keys even at the expense of less-efficient garbage collection. As expected, the reverse is true for write-dominated workloads. Automatically choosing the right pinning threshold for dynamic workloads can be done via a hill climbing approach, which we leave for future work.

We also show how PrismDB scales as a function of partitions (or clients) in Figure 11d. The figure shows that PrismDB continues to scale as a function of the number of partitions, until it exceeds 10 partitions, which is equal to the number of cores in our experiment.

7 Other Related Work

We reviewed the most closely related multi-tier storage work in §2. We now describe other related work. SplinterDB [14], Kvell [29], and uDepot [27] are databases designed for fast NVMe devices (e.g., Optane SSD). They observe that unlike flash, NVM supports fast writes to small amounts of data. Therefore, they can avoid the buffering and large compactions employed by LSMs. However, since they are optimized for NVM, they would not perform well in a tiered setting that includes traditional flash, which requires large contiguous writes. In addition, some key-value stores use persistent memory as a second byte-addressable memory tier [5–7, 26, 30, 31, 37, 47, 48, 56, 58, 60]. We focus on tiered block-addressable storage migration, and our techniques are complementary to a multi-tiered memory setting.

Strata [28] is a file system for multi-tiered storage that places data at a file granularity. As our comparison with Mutant demonstrates, managing data placement at the file level is not suitable for datacenter key-value stores, in which each file may contain thousands of small objects of varying popularity.

8 Summary

By combining multiple storage technologies within the same system we can enable both *fast* and *affordable* data systems. To achieve these goals, we demonstrated the importance of designing new hybrid data structures and migration mechanisms, which are tailored for multi-tier storage setup. We

believe that the general approach of simultaneously employing a mixture of storage technologies will likely prove useful for other areas of systems.

References

- [1] Flexible I/O tester. <https://github.com/axboe/fio>.
- [2] Intel Optane memory. <https://www.intel.com/content/www/us/en/architecture-and-technology/optane-memory.html>.
- [3] LevelDB. <http://leveldb.org/>.
- [4] Samsung Z-SSD redefining fast responsiveness. <https://www.samsung.com/semiconductor/ssd/z-ssd/>.
- [5] Shoaib Akram. Exploiting intel optane persistent memory for full text search. In *Proceedings of the 2021 ACM SIGPLAN International Symposium on Memory Management*, pages 80–93, 2021.
- [6] Joy Arulraj and Andrew Pavlo. How to build a non-volatile memory database management system. In *Proc. Intl. Conference on Management of Data (SIGMOD)*, May 2017.
- [7] Joy Arulraj, Matthew Perron, and Andrew Pavlo. Write-behind logging. *Proc. VLDB Endowment*, 10(4), November 2016.
- [8] Oana Balmau, Diego Didona, Rachid Guerraoui, Willy Zwaenepoel, Huapeng Yuan, Aashray Arora, Karan Gupta, and Pavan Konka. TRIAD: Creating synergies between memory, disk and log in log structured key-value stores. In *Proc. USENIX Annual Technical Conference (ATC)*, July 2017.
- [9] Nathan Beckmann, Haoxian Chen, and Asaf Cidon. LHD: Improving cache hit rate by maximizing hit density. In *Proc. USENIX Symposium on Networked Systems Design and Implementation (NSDI)*, April 2018.
- [10] Burton H. Bloom. Space/time trade-offs in hash coding with allowable errors. *Communications of the ACM*, 1970.
- [11] Zhichao Cao, Siying Dong, Sagar Vemuri, and David H.C. Du. Characterizing, modeling, and benchmarking RocksDB key-value workloads at Facebook. In *Proc. USENIX Conference on File and Storage Technologies (FAST)*, February 2020.
- [12] Hao Chen, Chaoyi Ruan, Cheng Li, Xiaosong Ma, and Yinlong Xu. SpanDB: A fast, cost-effective LSM-tree based KV store on hybrid storage. In *19th USENIX Conference on File and Storage Technologies (FAST 21)*, pages 17–32, 2021.
- [13] Asaf Cidon, Assaf Eisenman, Mohammad Alizadeh, and Sachin Katti. Cliffhanger: Scaling performance cliffs in web memory caches. In *Proc. USENIX Symposium on Networked Systems Design and Implementation (NSDI)*, March 2016.
- [14] Alexander Conway, Abhishek Gupta, Vijay Chidambaram, Martin Farach-Colton, Richard Spillane, Amy Tai, and Rob Johnson. SplinterDB: Closing the bandwidth gap for NVMe key-value stores. In *Proc. USENIX Annual Technical Conference (ATC)*, 2020.
- [15] Brian F. Cooper, Adam Silberstein, Erwin Tam, Raghu Ramakrishnan, and Russell Sears. Benchmarking cloud serving systems with YCSB. In *Proc. Symposium on Cloud Computing (SoCC)*, June 2010.
- [16] Fernando J Corbato. A paging experiment with the multics system. Technical report, DTIC Document, 1968.
- [17] Siying Dong, Mark Callaghan, Leonidas Galanis, Dhruva Borthakur, Tony Savor, and Michael Strum. Optimizing space amplification in RocksDB. In *Proc. Biennial Conference on Innovative Data Systems Research (CIDR)*, January 2017.
- [18] Assaf Eisenman, Asaf Cidon, Evgenya Pergament, Or Haimovich, Ryan Stutsman, Mohammad Alizadeh, and Sachin Katti. Flashield: a hybrid key-value cache that controls flash write amplification. In *Proc. USENIX Symposium on Networked Systems Design and Implementation (NSDI)*, February 2019.
- [19] Assaf Eisenman, Darryl Gardner, Islam AbdelRahman, Jens Axboe, Siying Dong, Kim Hazelwood, Chris Petersen, Asaf Cidon, and Sachin Katti. Reducing DRAM footprint with NVM in Facebook. In *Proc. EuroSys Conference*, April 2018.
- [20] Bin Fan, David G. Andersen, and Michael Kaminsky. MemC3: Compact and concurrent MemCache with dumber caching and smarter hashing. In *Proc. USENIX Symposium on Networked Systems Design and Implementation (NSDI)*, April 2013.
- [21] Google b-tree implementation. <https://code.google.com/archive/p/cpp-btree/>.
- [22] Laura M. Grupp, John D. Davis, and Steven Swanson. The bleak future of NAND flash memory. In *Proc. USENIX Conference on File and Storage Technologies (FAST)*, February 2012.
- [23] Intel. Intel Optane SSD DC P5800X Series. <https://ark.intel.com/content/www/us/en/ark/products/201859/intel-optane-ssd-dc-p5800x-series-1-6tb-2-5in-pcie-x4-3d-xpoint.html>.

- [24] Intel. Intel thread building blocks (tbb) library. <https://software.intel.com/content/www/us/en/develop/tools/threading-building-blocks.html>.
- [25] Shehbaz Jaffer, Kaveh Mahdavian, and Bianca Schroeder. Rethinking WOM codes to enhance the lifetime in new SSD generations. In *Proc. USENIX Workshop on Hot Topics in Storage and File Systems (HotStorage)*, 2020.
- [26] Olzhas Kaiyrakhmet, Songyi Lee, Beomseok Nam, Sam H Noh, and Young-Ri Choi. SLM-DB: single-level key-value store with persistent memory. In *Proc. USENIX Conference on File and Storage Technologies (FAST)*, 2019.
- [27] Kornilios Kourtis, Nikolas Ioannou, and Ioannis Kotsidas. Reaping the performance of fast NVM storage with uDepot. In *Proc. USENIX Conference on File and Storage Technologies (FAST)*, February 2019.
- [28] Youngjin Kwon, Henrique Fingler, Tyler Hunt, Simon Peter, Emmett Witchel, and Thomas Anderson. Strata: A cross media file system. In *Proc. Symposium on Operating Systems Principles (SOSP)*, 2017.
- [29] Baptiste Lepers, Oana Balmau, Karan Gupta, and Willy Zwaenepoel. KVell: The design and implementation of a fast persistent key-value store. In *Proc. Symposium on Operating Systems Principles (SOSP)*, 2019.
- [30] Wenjie Li, Dejun Jiang, Jin Xiong, and Yungang Bao. HiLSM: An LSM-Based Key-Value Store for Hybrid NVM-SSD Storage Systems. In *Proceedings of the 17th ACM International Conference on Computing Frontiers, CF '20*, page 208–216, New York, NY, USA, 2020. Association for Computing Machinery.
- [31] Virendra J. Marathe, Margo Seltzer, Steve Byan, and Tim Harris. Persistent memcached: Bringing legacy code to byte-addressable persistent memory. In *Proc. USENIX Conference on Hot Topics in Storage and File Systems (HotStorage)*, 2017.
- [32] C Mellor. Toshiba flashes 100TB QLC flash drive, may go on sale within months. really. http://www.theregister.co.uk/2016/08/10/toshiba_100tb_qlc_ssd/.
- [33] Micron. Comparing SSD and HDD endurance in the age of QLC SSDs. https://www.micron.com/-/media/client/global/documents/products/white-paper/5210_ssd_vs_hdd_endurance_white_paper.pdf.
- [34] Micron. QLC NAND technology. <https://www.micron.com/products/advanced-solutions/qlc-nand>.
- [35] Michael Mitzenmacher. The power of two choices in randomized load balancing. *IEEE Transactions on Parallel and Distributed Systems*, 12(10):1094–1104, 2001.
- [36] Rajesh Nishtala, Hans Fugal, Steven Grimm, Marc Kwiatkowski, Herman Lee, Harry C. Li, Ryan McElroy, Mike Paleczny, Daniel Peek, Paul Saab, David Stafford, Tony Tung, and Venkateshwaran Venkataramani. Scaling Memcache at Facebook. In *Proc. USENIX Symposium on Networked Systems Design and Implementation (NSDI)*, 2013.
- [37] Matheus Almeida Ogleari, Ethan L Miller, and Jishen Zhao. Steal but no force: Efficient hardware undo+ redo logging for persistent memory systems. In *Proc. Intl. Symposium on High Performance Computer Architecture (HPCA)*, 2018.
- [38] S Ohshima and Y Tanaka. New 3D flash technologies offer both low cost and low power solutions. <https://www.flashmemorysummit.com/English/Conference/Keynotes.html>.
- [39] Patrick O’Neil, Edward Cheng, Dieter Gawlick, and Elizabeth O’Neil. The log-structured merge-tree (LSM-tree). *Acta Informatica*, 33(4), 1996.
- [40] RocksDB. <https://rocksdb.org>.
- [41] Mendel Rosenblum and John K Ousterhout. The design and implementation of a log-structured file system. *ACM Trans. Computer Systems*, 10(1), 1992.
- [42] Zhenyu Song, Daniel S. Berger, Kai Li, and Wyatt Lloyd. Learning relaxed Belady for content distribution network caching. In *Proc. USENIX Symposium on Networked Systems Design and Implementation (NSDI)*, 2020.
- [43] Amy Tai, Andrew Kryczka, Shobhit O. Kanaujia, Kyle Jamieson, Michael J. Freedman, and Asaf Cidon. Who’s afraid of uncorrectable bit errors? Online recovery of flash errors with distributed redundancy. In *Proc. USENIX Annual Technical Conference (ATC)*, 2019.
- [44] Billy Tallis. The crucial P1 1TB SSD review: The other consumer QLC SSD. <https://www.anandtech.com/show/13512/the-crucial-p1-1tb-ssd-review>.
- [45] Linpeng Tang, Qi Huang, Wyatt Lloyd, Sanjeev Kumar, and Kai Li. RIPQ: Advanced photo caching on flash for Facebook. In *Proc. USENIX Conference on File and Storage Technologies (FAST)*, 2015.
- [46] Tracking live sst files. <https://github.com/facebook/rocksdb/wiki/how-we-keep-track-of-live-sst-files>.

- [47] Alexander van Renen, Viktor Leis, Alfons Kemper, Thomas Neumann, Takushi Hashida, Kazuichi Oe, Yoshiyasu Doi, Lilian Harada, and Mitsuru Sato. Managing non-volatile memory in database systems. In *Proc. Intl. Conference on Management of Data (SIGMOD)*, 2018.
- [48] Alexander van Renen, Lukas Vogel, Viktor Leis, Thomas Neumann, and Alfons Kemper. Persistent memory I/O primitives. In *Proc. Intl. Workshop on Data Management on New Hardware (DaMoN)*, 2019.
- [49] Carl Waldspurger, Trausti Saemundsson, Irfan Ahmad, and Nohhyun Park. Cache modeling and optimization using miniature simulations. In *Proc. USENIX Annual Technical Conference (ATC)*, 2017.
- [50] Carl A. Waldspurger, Nohhyun Park, Alexander Garthwaite, and Irfan Ahmad. Efficient MRC construction with SHARDS. In *Proc. USENIX Conference on File and Storage Technologies (FAST)*, 2015.
- [51] Benjamin Walker. SPDK: Building blocks for scalable, high performance storage applications. In *Storage Developer Conference. SNIA*, 2016.
- [52] Sean Webster. Intel SSD 660p. <https://www.tomshardware.com/reviews/intel-ssd-660p-qlc-nvme,5719.html>.
- [53] Kan Wu, Andrea Arpaci-Dusseau, and Remzi Arpaci-Dusseau. Towards an unwritten contract of Intel Optane SSD. In *Proc. USENIX Workshop on Hot Topics in Storage and File Systems (HotStorage)*, July 2019.
- [54] Kan Wu, Andrea Arpaci-Dusseau, Remzi Arpaci-Dusseau, Rathijit Sen, and Kwanghyun Park. Exploiting Intel Optane SSD for Microsoft SQL Server. In *Proc. Intl. Workshop on Data Management on New Hardware (DaMoN)*, 2019.
- [55] Kan Wu, Zhihan Guo, Guanzhou Hu, Kaiwei Tu, Ramnathan Alagappan, Rathijit Sen, Kwanghyun Park, Andrea C. Arpaci-Dusseau, and Remzi H. Arpaci-Dusseau. The storage hierarchy is not a hierarchy: Optimizing caching on modern storage devices with Orthus. In *19th USENIX Conference on File and Storage Technologies (FAST 21)*, pages 307–323. USENIX Association, February 2021.
- [56] Fei Xia, Dejun Jiang, Jin Xiong, and Ninghui Sun. HiKV: A hybrid index key-value store for DRAM-NVM memory systems. In *Proc. USENIX Annual Technical Conference (ATC)*, 2017.
- [57] Juncheng Yang, Yao Yue, and K. V. Rashmi. A large scale analysis of hundreds of in-memory cache clusters at Twitter. In *14th USENIX Symposium on Operating Systems Design and Implementation (OSDI 20)*, pages 191–208. USENIX Association, November 2020.
- [58] Ting Yao, Yiwen Zhang, Jiguang Wan, Qiu Cui, Liu Tang, Hong Jiang, Changsheng Xie, and Xubin He. MatrixKV: Reducing write stalls and write amplification in lsm-tree based KV stores with matrix container in NVM. In *Proc. USENIX Annual Technical Conference (ATC)*, July 2020.
- [59] Hobin Yoon, Juncheng Yang, Sveinn Fannar Kristjansson, Steinn E. Sigurdarson, Ymir Vigfusson, and Ada Gavrilovska. Mutant: Balancing storage cost and latency in LSM-tree data stores. In *Proc. Symposium on Cloud Computing (SoCC)*, 2018.
- [60] Xinjing Zhou, Joy Arulraj, Andrew Pavlo, and David Cohen. *Spitfire: A Three-Tier Buffer Manager for Volatile and Non-Volatile Memory*, page 2195–2207. Association for Computing Machinery, New York, NY, USA, 2021.