

FRMDN: Flow-based Recurrent Mixture Density Network

Seyedeh Fatemeh Razavi, Reshad Hosseini
razavi_f@ut.ac.ir, reshad.hosseini@ut.ac.ir
University of Tehran

Abstract

Recurrent Mixture Density Networks (RMDNs) are a relatively old probabilistic model that are consisted of two main parts: a Recurrent Neural Network (RNN) and a Gaussian Mixture Model (GMM), in which a kind of RNN (almost LSTM) is used to find the parameters of a GMM in every time step.

While available RMDNs have been faced with different difficulties. The most important of them is high-dimensional problems. Since estimating the covariance matrix for the high-dimensional problems is more difficult, due to existing correlation between dimensions and satisfying the positive definition condition. Consequently, the available methods have usually used RMDN for almost 3-dimensional problems with a full covariance matrix or for high-dimensional problems with a diagonal covariance matrix.

One approach to tackle this problem is used in old speech recognition methods (based on GMM). Indeed, they used factorization and tying schemes to reduce the number of parameters, increase the number of components in the mixture, improve the power of modeling, and prevent overfitting. This approach has only used in GMM's literature, while it could be helpful for RMDNs, too.

Hence, in this paper with inspiring the mentioned approach, we consider a tied configuration for each precision matrix (inverse of the covariance matrix) in RMDN as $(\Sigma_k^{-1} = U D_k U)$ to enrich GMM rather than considering a diagonal form for it. But due to simplicity, we assume U be an Identity matrix and D_k is a specific diagonal matrix for k^{th} component. Until now, we only have a diagonal matrix and it does not differ with available diagonal RMDNs; while we know a diagonal covariance matrix supposes independence among dimensions.

Besides, Flow-based neural networks are a new group of generative models that are able to transform a distribution to a simpler distribution and vice versa, through a sequence of invertible functions. Therefore, we tried to apply this kind of precision matrix on transformed data. At every time step, the next observation, y_{t+1} , has been passed through a flow-based neural network to obtain a much simpler distribution. Finally, we applied a diagonal GMM on transformed observations.

As a use case, we applied the proposed method for a Reinforcement Learning problem is known as the world model. Experimental results verify the superiority of the proposed method to the base-line method in terms of Negative Log-Likelihood (NLL) for RMDN and the cumulative reward for a controller with fewer population size.

I. Introduction

Generative models as an important field of unsupervised learning have tried to generate samples from a data distribution. They attempt to find a good representation of data distribution to learn how to generate samples from that distribution. Moreover, designing a generative model with tractable likelihood and efficient

sampling method has been considered as a challenging task in machine learning [1]. In other words, generative models try to estimate a distribution somewhat sample data have been drawn from it. Within high dimensional data, this task is more complicated, because it has usually been expressed like a joint probability distribution. Further, it is applicable in lots of different fields such as image generation [2],

speech synthesis [3], text generation [4], etc.

Altogether, there are two significant kinds of generative models based on their cost function: likelihood-based and non-likelihood-based models. The most famous approach in non-likelihood-based models is known as Generative Adversarial Network (GAN) [2]. Briefly, its criterion is based on a min-max optimization problem. It is too hard to optimize, but its samples are realistic and non-smooth. Other kinds of generative models are regarded as likelihood-based models. Because their criterion is defined in terms of likelihood. The most major of these methods are Variational Auto-Encoder (VAE) [5] and Normalizing Flow (NF) models [6]. VAEs try to estimate and optimize a lower-bound on the log-likelihood. It has many advantages and disadvantages same as other methods; it can be train and inference in parallel; however, it suffers from smooth generated images. Another kind of likelihood-based generative model is NF methods. It has become more famous with some researches such as NICE [7], RealNVP [8], GLOW [9] and so on. Also, Auto-Regressive (AR) models are other kinds of this approach that have auto-regressive flow [10]. AR is simple but its sampling is sequential and it cannot be parallel.

But generally, flow-based neural networks are newer than the other kinds of generative models; they have been proposed recently and they have lots of advantages. Flow-based neural network exactly gains the latent random variable corresponds to each sample due to its reversibility property; so, it can calculate the likelihood of data, while VAE only can approximate the lower-bound on the likelihood of data. Furthermore, most of the flow-based approaches have efficient training and inferencing methods except such methods like AR flow-based ones. Another advantage of this kind of network is that they have access to latent space in comparison with GANs that do not have access to latent space. Latent space has a lot of benefits, because it is a kind of representation learning, too. NF methods have another important property; They need a constant amount of memory, but the used amount

of memory in other networks has increased with their depth [9][11].

Among proposed approaches, Mixture Density Network (MDN) [12] can get conditional probability density function over output given corresponding input. The most usage of MDN is doing multi-modal regression; it usually uses a Gaussian Mixture Model (GMM) [13] to achieve this goal. The main point is that the parameters of GMM are generated by a neural network. Further, its criterion is Negative Log-Likelihood (NLL). In other words, the output of a neural network is divided to three parts, each of them corresponds to a specific parameter (coefficients, covariance matrices and mean vectors of the components in the mixture model), and then is applied suitable activation functions on them to keep parameters in their appropriate ranges. Due to multi-modal property of real data, MDN is a good choice in many applications such as handwritten synthesis [14], reinforcement learning [15], speech synthesis [16], anomaly detection [17], sketch drawing [18], collaborative touchscreen interaction [19], demand forecasting [20][21][22], trajectory prediction [23], spatiotemporal visual attention [25], feature enhancement [26], pose estimation [27], uncertainty quantification [28][29] and etc.

In the case of sequential data, one possible choice of MDN is using a recurrent neural network in the base of MDN (called RMDN [30]). RMDN uses a recurrent neural network to generate the parameters of a GMM in every time step to calculate the conditional probability of current observation given the history of inputs up to now. Due to the importance of sequential data, this structure has been used in many applications such as handwritten synthesis [14], reinforcement learning [15], sketch drawing [18], demand forecasting [20], spatiotemporal visual attention [25], trajectory prediction [23] recommendation systems [24] and so on.

Deep Reinforcement Learning (DRL) has been become popular, recently [31]. It has been used in many applications such as simulated¹ [15] and real-world environments [32].

¹<https://blog.openai.com>

In general, DRL's algorithms have been divided into two main categories: model-based and model-free methods. Model-based methods have access to the environment as a predictor of state-transition and rewards. Using a model-based method has lots of advantages because an agent can predict the possible futures; further, it has some disadvantages, since it usually does not have access to the ground-truth of the environment. The model-free methods are much easier than model-based methods to implement, while they suffer from the sample inefficiency problem due to needing a lot of interactions of agents with the environment to achieve good performance. Nevertheless, the model-based methods do not need to gain many samples, because the model can generate lots of them. The world model [15] has been considered as a model-based algorithm that learns the model.

RDMN has a big fault; because it models data with a simple form of distribution. It usually assumes a simpler form of GMM based on its covariance matrix's structure like diagonal, block-diagonal, etc. Since estimating a full covariance matrix is very complex due to hard optimization and overfitting problems [33]. But, real-valued data is more complicated and RMDN needs a more powerful parametric distribution to model it. So in this paper, we introduce some methodologies to enhance the power of the parametric model. We propose a Flow-based RMDN (called FRMDN) to overcome this problem. More details about the proposed method have been presented in section III. In this regard, our main contributions are as follows.

- Moreover, we consider a decomposition for precision matrix (inverse of covariance matrix) as $\Sigma_k^{-1} = UD_kU$ for every component in the mixture distribution, to reduce the number of parameters in RMDN and avoid overfitting. Since based on this decomposition, every component in GMM has a specific diagonal matrix (D_k), also there is a shared matrix (U) among components. So, we have different choices for the matrix U , based on its shape.

- One choice of matrix U is to be an identity matrix; in this case, GMM has less ability to model data. In order to tackle this problem, we get help from a flow-based neural network. Therefore we transfer original data through a flow-based neural network to gain much simpler distribution. Therefore, a simple form of RMDN (eg. RMDN with a diagonal GMM) for transformed data can be overcome this problem.

Applicability of the proposed method has been examined for a well-known reinforcement learning problem, called the world model [15]. The experimental results verify the improvement of the proposed method in comparison with basic RMDN in terms of NLL. Moreover, the performance of the controller in the case of FRMDN outperforms the baseline in terms of Average Cumulative Reward (ACR) for fewer population size.

The paper is organized as follows. Section II briefly introduces the background of this research, such as RMDN and Flow-based neural networks. Section section III proposes FRMDN. Experimental results of FRMDN on a famous reinforcement learning problem are presented in Section IV. Finally, the paper is concluded in Section V.

II. Background

The related literature to the proposed method is introduced in this section.

i. Recurrent Mixture Density Network (RMDN)

MDNs have been used to solve regression problems [12][34]. They use a neural network to parametrize a GMM; in other words, they put a mixture distribution, specifically a GMM in the last layer of a deep neural network. Despite powerful methodology, these kinds of networks suffer from some problems such as hard optimization (because of joint optimization for all parameters (neural network and GMM)), numerical instability, overfitting and

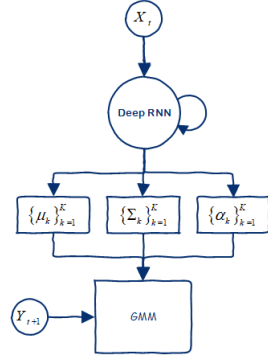


Figure 1: A folded Recurrent Mixture Density Network (RMDN).

so on, especially for high dimensional problems.

Based on applications, different kinds of neural networks such as feed-forward [12], recurrent [14][30], and convolutional [35] neural networks have been used in the researches. One kind of MDNs is RMDN. Due to the importance of sequential data, RMDNs have been used in some applications such as handwritten synthesis [14], sketch drawing [18], reinforcement learning [15], spatiotemporal visual attention [25], and so on.

The overall structure of RMDN is depicted as Figure 1. Besides, more details about the training and the sampling of this model are provided below.

By considering a dataset of $\{(x_t^q, y_t^q)_{t=1}^T\}_{q=1}^Q$, RMDN tries to compute a conditional distribution at time t , $p(y_{t+1}|x_t)$ as Equation 1.

$$p(y_{t+1}|x_{\leq t}) = \sum_{k=1}^K \alpha_k(x_{\leq t}) \varphi(y_{t+1}; \theta_k(x_{\leq t})) \quad (1)$$

where, $p(y_{t+1}|x_{\leq t})$ is the conditional probability at time t , K is the number of components, α_k is the coefficient of the k^{th} component which also is a function of current and previous observations, $\varphi(y_{t+1}; \theta_k(x_{\leq t}))$ is a parametric distribution (commonly is Gaussian distribution) which $\theta_k(x_{\leq t})$ (the parameters of the k^{th} component) are gained through a function over current and previous observations. Therefore,

in case of GMM, the parametric distribution in Equation 1, $\varphi(y_{t+1}; \theta_k(x_{\leq t}))$, is written as Equation 2.

$$\varphi(y_{t+1}; \theta_k(x_{\leq t})) = \frac{1}{(2\pi)^{d/2} |\Sigma_k(x_{\leq t})|^{1/2}} \exp \left\{ \frac{-1}{2} (y_{t+1} - \mu(x_{\leq t}))^T \Sigma^{-1}(x_{\leq t}) (y_{t+1} - \mu(x_{\leq t})) \right\} \quad (2)$$

where, d is dimension of problem, Σ_k is the covariance matrix of the k^{th} component, and μ_k is the mean vector of the k^{th} component.

It is common to consider the Negative Log-Likelihood (NLL) as a cost function for training RMDN. Equation 3 describes its criterion and it is generally optimized with gradient descent methods.

$$NLL(Y|X) = - \sum_{q=1}^Q \log \prod_{t=1}^{T_q} p(y_{t+1}^q | x_{\leq t}^q) \quad (3)$$

Based on mentioned points, $\{\alpha_k, \mu_k, \Sigma_k\}_{k=1}^K$ are the outputs of the network at time t ; whereas, these parameters are a function of the preceding observations. Therefore, in case of GMM, there is a set of three kinds of parameters, mean vector (μ), covariance matrix (Σ) and coefficient (α) of each component. Since these parameters must satisfy some constraints to be valid parameters, thus the last output of the neural network at each time step is divided into three parts and each part has its own specific activation function to satisfy these constraints.

Coefficient In order to achieve the conditional probability equal to one in Equation 1, it is necessary to say that the coefficients must satisfy Equation 4:

$$\sum_{k=1}^K \alpha_k = 1, \quad 0 \leq \alpha_k \leq 1 \quad (4)$$

Based on the mentioned constraint, the following activation function (Equation 5) is applied on the part of last layer of the neural network corresponds to coefficients (z^α with

$|z^\alpha| = K$); Equation 5 is known as *softmax* function.

$$\alpha_k = \frac{\exp(z_k^\alpha)}{\sum_{k'=1}^K \exp(z_{k'}^\alpha)} \quad (5)$$

Mean vector The second part of the parameters is mean vectors which indicate the position of components of the mixture in space. It does not need to apply any activation function on corresponds outputs to the mean vectors (z^μ with $|z^\mu| = K \times d$); therefore, the mean vectors can be obtained based on Equation 6.

$$(\mu_k)_i = (z_k^\mu)_{i'}, \quad i \in \{1, \dots, d\} \quad (6)$$

Covariance matrix Finally, for the covariance matrix, there are some remarks. Many of researches consider a diagonal covariance matrix for GMM, so in this cases, it is enough to include the diagonal elements of the matrix be greater than zero; thus Equation 7 is applied on the corresponds parts of the outputs to covariance matrix (z^Σ with $|z^\Sigma| = K \times d$):

$$(\sigma_k)_i = \exp(z_k^\Sigma)_{i'}, \quad i \in \{1, \dots, d\} \quad (7)$$

where, σ_k is the diagonal elements of covariance matrix of the k^{th} component.

It's obvious the covariance matrix models the variation of components in different dimensions. So, when a diagonal covariance matrix is used (same as Equation 7), the correlation among different dimensions is ignored. While considering a full covariance matrix involves a hard optimization problem. Moreover, a full covariance matrix must be positive definite (called PD), and it's so intolerable to satisfy this constraint. Besides, it has more parameters, $|z^\Sigma| = K \times \frac{d(d+1)}{2}$, and maybe it overfits over training data. However, it has been rarely used in low dimensional space (at most two dimensional space same as [14]) which can model the correlation among dimensions.

Altogether, for sampling from RMDN at every time step, it's necessary to apply a categorical distribution to recognize more probable

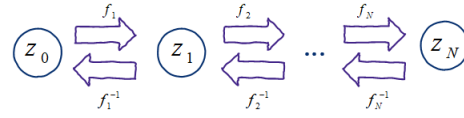


Figure 2: Normalizing flow.

components of the mixture; after that, getting samples can be done with sampling from the corresponds component. Finally, the generated sample is passed to the next time step as input to find the next time step's parameters.

ii. Normalizing Flow (NF)

The main goal of NF is transferring a simple distribution to a more complex one. It is done by applying a combination of invertible functions. In other words, a distribution is transferred based on a specific invertible function, then it is passed to another one as input; finally, a more complex distribution is gained after this chain of invertible transformations. The overall concept of this network has been depicted in Figure 2. By considering a latent random variable $z_0 \in R^d$ with density function p_0 , NF applies a sequence of invertible functions to find a new random variable $z_N = f_N \circ \dots \circ f_1(z_0)$, $z_N \in R^d$, with density function p_N . It is important to note that each transformation function is invertible and has simple Jacobian form, therefore, the inverse of NF is held as $z_0 = g_1 \circ \dots \circ g_N(z_N)$, $z_0 \in R^d$, where, $\{g_n = f_n^{-1}\}_{n=1}^N$. The density of the last random variable (z_N) can calculate through Equation 8 based on the change of variables rule.

$$p_N(z_N) = p_0(z_0) \prod_{n=1}^N \left| \det \frac{\partial f_n(z_{n-1})}{\partial z_{n-1}} \right|^{-1} \quad (8)$$

where, $\det \frac{\partial f_n(z_{n-1})}{\partial z_{n-1}}$ is the Jacobian determinant of the n^{th} transformation.

Therefore, NF can transform a simple probability distribution (commonly Gaussian distribution) into a much more complicated one. Two next conditions are necessary to have a

tractable likelihood for the mentioned probability distribution functions: f must be invertible and the Jacobian determinant must be computed efficiently. It should be noted the cost function of NF is NLL. Therefore, the exact likelihood of data is tractable in NF framework.

III. Proposed method

It is important to pay attention that all mentioned researches [14][15][16] cannot handle a large scale full covariance matrix in MDN or RMDN except with considering a diagonal form for it. In fact, they use a simpler form of GMM; most of them use diagonal Gaussian in their distributions. Because a diagonal GMM can be written as a multiplication of many single Gaussian distributions. Moreover, due to existence the log of covariance matrix and inverse of it, the formulation of a diagonal GMM is much easier than a full GMM. Although, it is trivial some distributions in real world are more sophisticated and cannot be modeled with a diagonal GMM. There are different approaches in the GMM's literature to enrich the covariance matrix and avoid over-parametrization such as sharing parameters [36][37][38], sparse structure [39] and etc.

In order to overcome this problem, we've proposed a new approach. We've just passed the next observations through NF to calculate its likelihood with GMM. Further, we've considered a strategy for sharing parameters in GMM to avoid overfitting. The details of our contribution are explained as follows.

1. The main idea is about proposing a decomposition for covariance matrix. Briefly, we assume $\Sigma_k^{-1} = UD_kU$. Therefore, every component in the mixture has own specific diagonal matrix (D_k) and all of them have a same full matrix as U . In fact, all components have a shared matrix. This idea is inspired from previous researches about GMM [36].
2. Another consideration is about using a flow-based neural network to transform data into another space that we wish the

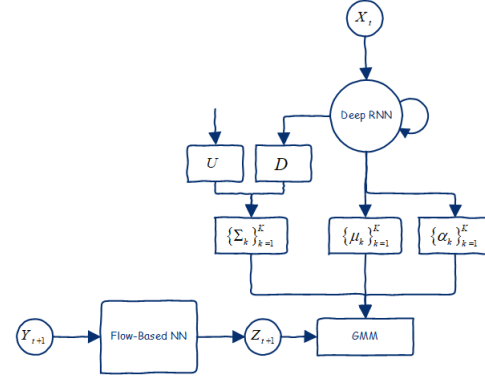


Figure 3: Flow-based Recurrent Mixture Density Network (FRMDN).

distribution of data is much simpler than before. The base idea related to this issue is that we want to estimate a simpler data, so we want to transfer original data through a flow-based neural network to gain the desired distribution. A similar idea about this transformation to simplify the distribution has been proposed in [3].

The main structure of our model has been depicted in Figure 3. In fact, we want to compute $f(y_{t+1}|x_{\leq t})$ at time t . We can model it through Equation 9. Actually, at every time step t , the proposed method tries to estimate a conditional probability distribution, $f(y_{t+1}|x_{\leq t})$, like a GMM.

$$f(y_{t+1}|x_{\leq t}) = \sum_{k=1}^K \alpha_k(x_{\leq t}) \varphi(f(y_{t+1}); \theta_k(x_{\leq t})) \quad (9)$$

where, $f(y_{t+1}|x_{\leq t})$ is the conditional probability of transformed observation given preceding inputs at time t , K is the number of components, $\alpha_k(x_{\leq t})$ and $\theta_k(x_{\leq t})$ are the parameters of the k^{th} component, $\varphi(f(y_t); \theta_k(x_{\leq t}))$ is a Gaussian distribution as Equation 10.

$$\varphi(f(y_{t+1}); \theta_k(x_{\leq t})) = \frac{1}{(2\pi)^{d/2} |\Sigma_k(x_{\leq t})|^{1/2}} \exp \left\{ -\frac{1}{2} (f(y_{t+1}) - \mu(x_{\leq t}))^T U D(x_{\leq t}) U^T (f(y_{t+1}) - \mu(x_{\leq t})) \right\} \quad (10)$$

where, d is the dimension of problem, U is a shared matrix among components, $\Sigma_k^{-1}(x_{\leq t}) = UD_k(x_{\leq t})U^T$, D_k and μ_k are the inverse of covariance matrix, a diagonal matrix and the mean vector of the k^{th} component, respectively.

All in all, the criterion for training the proposed method (Flow-based RMDN named FRMDN) is same as RMDN. So, we can consider NLL for the proposed idea as Equation 11.

$$NLL(Y|X) = - \sum_{q=1}^Q \log \prod_{t=1}^{T_q} \sum_{k=1}^K \frac{\alpha_k(x_{\leq t}^q) |U| |D_k(x_{\leq t}^q)|}{(2\pi)^{d/2}} \exp\left(\frac{-1}{2} \left(f(y_{t+1}^q) - \mu(x_{\leq t}^q)\right)^T UD(x_{\leq t}^q)U^T \left(f(y_{t+1}^q) - \mu(x_{\leq t}^q)\right)\right) \quad (11)$$

Based on Equation 11, we have different structure corresponds to the form of U (diagonal, square, non-square). More details about them have been discussed below.

i. U is an Identity matrix

In this case, we can summarize the proposed method by replacing U in Equation 11 with an identity matrix ($U = I_{d \times d}$). Moreover, because of notations in subsection ii, we assume $z_0 = y_{t+1}^q$ at time t . So we apply a series of invertible functions as NF on it to achieve a new random variable that we hope it can easily be modeled with a diagonal GMM. Therefore by considering a diagonal GMM for modeling $\varphi(f(y_{t+1}^q)|x_{\leq t}^q)$, Equation 11 is rewritten as Equation 12.

$$NLL(Y|X) = - \sum_{q=1}^Q \log \prod_{t=1}^{T_q} \sum_{k=1}^K \frac{\alpha_k(x_{\leq t}^q) |D_k(x_{\leq t}^q)|}{(2\pi)^{d/2}} \exp\left(\frac{-1}{2} D_k(x_{\leq t}^q) \left(U^T f(y_{t+1}^q)\right)^2 - \mu_k^T(x_{\leq t}^q) D_k(x_{\leq t}^q) f(y_{t+1}^q) + D_k(x_{\leq t}^q) \mu_k^2(x_{\leq t}^q)\right) \quad (12)$$

Generating samples from FRMDN is easy due to use NF's properties. It's enough to generate a sample from the diagonal GMM (z_{t+1}^q) at every time step, and then apply an inverse transformation (like $f^{-1} = f_N^{-1} \circ \dots \circ f_1^{-1}$ or $g = g_N \circ \dots \circ g_1$) on it. The mentioned method is formulated in Equation 13. The progress of one step of training and sampling in this case

has been proposed in Algorithm 1.

$$x_{t+1}^q = g(z_{t+1}^q) = f^{-1}(z_{t+1}^q) \quad (13)$$

Algorithm 1 FRMDN with $U = I_{d \times d}$.

```

1: procedure TRAINING
2:    $X_t \leftarrow$  current input
3:    $Y_{t+1} \leftarrow$  next observation
4:    $Z_{t+1} \leftarrow$  NF( $Y_{t+1}$ )
5:    $\{\alpha_k, \mu_k, D_k\}_{k=1}^K \leftarrow$  DeepRNN( $X_t$ )
6:    $loss \leftarrow$  calculate Equation 12
7:   return  $loss$ 
8:
9: procedure GENERATING
10:   $X_t \leftarrow$  current input
11:   $\{\alpha_k, \mu_k, D_k\}_{k=1}^K \leftarrow$  DeepRNN( $X_t$ )
12:   $Z_{t+1} \leftarrow$  get a sample from GMM( $\{\alpha_k, \mu_k, D_k\}_{k=1}^K$ )
13:   $Y_{t+1} \leftarrow$  calculate Equation 13
14:  return  $Y_{t+1}$ 

```

ii. U is a square matrix

Another case of FRMDN is when we consider a shared full square matrix like U and K diagonal matrices specific for each component. This approach reduces the number of parameters in comparison to considering a full covariance matrix for each component. It's a common approach in the literature of GMM that named tied GMM [36]. Despite a little increasing in the number of parameters in GMM with this factorization in comparison with a diagonal GMM, it has much more ability to estimate the true distribution compared to another one. The number of parameters for three different structures of GMM has been reported in Table 1.

However, with a little mathematics manipulation, it's clear that transformed data under a linear transformation like $w^T x$, has a diagonal covariance matrix as $w^T \Sigma_{data} w$, where w is composed of the eigenvectors of Σ_{data} . By this point, FRMDN with full square matrix U is equivalent with FRMDN with Identity U for transformed data. Since, every full covariance matrix in a space is equal to a diagonal one in another space.

It should be noted that, without above consideration in the case of full matrix for U , we cannot simplify the general form of the cost function. Therefore, the cost function remains same as Equation 11. Based on this equation, U is not dependent on the input of the network. In this case, we can consider a tied version of FRMDN due to its covariance matrix's structure. This structure is common in the speech recognition literature to reduce the number of parameters in GMM, avoid overfitting and increase the ability of the model.

iii. U is a non-square matrix

An interesting case of FRMDN is when U in Equation 11 was not an square matrix. Therefore, it needs to extend an efficient method to tackle non-square determinant computation for $|U|$. This is an interesting case, and it will be followed in the future works.

IV. Experimental results

In this section more details about the proposed method in comparison with other approaches have been described.

i. Application: world model

There are different applications of RMDN [14][15][18]. One of them is in the field of reinforcement learning [15]. This cognitive-based agent consists of three major parts: vision model so as to understand the world, Memory model in order to save events and predict the future, and finally Controller to make an accurate decision based on two previous parts to react in the world. The general idea of this method has been illustrated in Figure 4

Due to decreasing the complexity of the controller unit, all units are trained separately. Furthermore, other units are trained by the gradient descent methods, but the controller is trained by an evolutionary algorithm; because, the number of parameters in the controller is not a lot. So, the original method [15] has

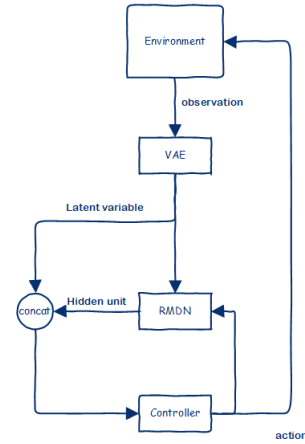


Figure 4: Diagram of the agent model based on the proposed method in [15].

used the Covariance Matrix Adaptation Evolution Strategy (CMA-ES [40]) to optimize the controller. Each part in Figure 4 is briefly explained and examined in the three following sections.

Visual component The input of the agent model is a sequence of frames, each frame is a high dimensional image. This unit provides a method to learn the main features of input like a compact representation (named z). So it uses a Variational Auto-Encoder (VAE) to do this task. Accordingly, each frame is transferred to a latent vector.

Memory component This unit uses preceding information of previous unit to memorize them and predicts the future. It tries to predict the next latent variable z based on the previous ones. Due to stochastic behavior of the environments, this unit tries to predict a distribution over latent variables. According to the sequential nature of input (a sequence of frames), this unit needs a recurrent version of MDN to predict the future based on its previous observations; in other words, it models $p(z_{t+1}|z_{\leq t})$. Moreover, it uses additional information in every step, so that this probability is written as $p(z_{t+1}|z_t, a_t, h_t)$, where h_t is the current hidden layer of RNN, a_t is the current

Table 1: Number of parameters in different GMM.

Factorization	α	μ	Σ	Total
FullGMM	K	Kd	$\frac{Kd(d+1)}{2}$	$\frac{K(2+3d+d^2)}{2}$
DiagGMM	K	Kd	Kd	$K(1+2d)$
TiedGMM	K	Kd	$d^2 + Kd$	$K(1+2d) + d^2$

action and z_t is the current latent vector. The original paper [15] assumes a diagonal GMM over the latent variables which its parameters is estimated by a RNN.

Control component This unit makes an accurate decision based on preceding information until now. The point is that it wants to maximize the expected cumulative reward of the agent. It tries to reduce the complexity of the control unit and transfer more complexity toward two previous parts. Therefore, it considers a simple linear model with an input (the concatenation of z_t and h_t). The key point is that, this unit only interacts with the environment, but other units don't have direct information about actions.

Based on the mentioned points, the proposed method is similar to the world model with this difference that RMDN unit is replaced with FRMDN to generalize the probability for real distributions as Algorithm 2. In this paper, we examine our model on two environments, Car-Racing (the same as the original paper [15]) and Super-Mario².

Algorithm 2 Flow-based Mixture Density Network

- 1: **procedure** FRMDN
 - 2: Generate N rollouts by a random policy
 - 3: Train the **VAE** to encode every frame
 - 4: Train the **FRMDN** to find $P(f(Y_{t+1})|X_t)$
 - 5: Train the **Controller** with cma-es³ [40]
-

²<https://pypi.org/project/gym-super-mario-bros>

ii. Usecase of flow-based: RealNVP

real-valued non-volume preserving Among flow-based neural networks, Real-valued Non-Volume Preserving (RealNVP) is one of the earliest method between them [8]. Due to using this network in our experiments as a block in Figure 3, we will explain it in this section.

The abstract of it is as follow: In other word, the first part of input does not change same as $y_{1:d'} = x_{1:d'}$. But in the second part, it uses a scale and transition function. So the rest of the input is changed same as $y_{d'+1:d} = x_{d'+1:d} \odot \exp(s(x_{1:d'})) + t(x_{1:d'})$. The main point is that, functions s and t does not have any constraints. Because invertibility of network is straightforward and it does not depend to invertibility of s and t anymore. Moreover the computation of Jacobian determinant of transformation is independent from the computation of Jacobian determinant of s and t . All in all, the main achievement of this model is that s and t can be complex as desired; deep neural network is usually used. In this paper, we've used 1 layer feed-forward neural network as s and t .

The general view of using RealNVP in our paper is as Figure 5. Actually, we want to use a RealNVP network, while input and output of it, are correspond to y_{t+1} and z_{t+1} , respectively.

iii. VAE

Our contribution is about the memory component in the world model (paragraph i). So, because of not changing in the VAE's structure and for a fair comparison, we didn't change the VAE's setting and it remains the same as the original paper as bellow. Although, we did some experiments to find the best structure.

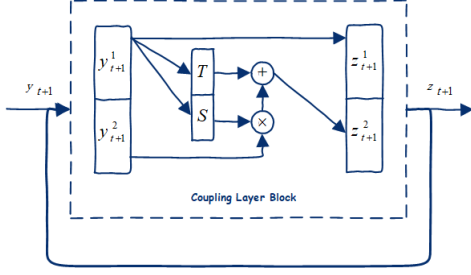


Figure 5: RealNVP network.

This unit uses a Convolutional VAE (named CVAE) to encode each frame to a latent variable z . Firstly, each colored image is resized to a $64 \times 64 \times 3$ image with values between 0 and 1. After that, by passing each frame through a 4 layers convolution neural network with a stride of 2, we gain two low dimensional vectors μ and σ ; because we have a Gaussian prior on the latent variable z as $N(\mu, \sigma^2 I)$. The dimension of z is related to the problem; $|z| = 32$ has been selected in our experiments. The latent vector z that is sampled from this distribution, is processed by a deconvolution unit to reconstruct the original image. All layers have a *ReLU* activation function except the last layer that has a *Sigmoid* activation function to force the outputs be between 0 and 1. The cost function is L_2 distance in addition to Kullback-Leibler (KL) loss.

We did some experiments and found following results. Table 2 and Figure 6 have reported more results about VAE and its setting.

iv. FRMDN

The goal of this section is finding the best structure of FRMDN to use it in a controller in the world model experiments. Therefore, in these experiments, we've tried to find the best FRMDN in comparison with RMDN in the world model.

Generally, the overall structure of RMDN in the world model is as follows: The authors of the world model [15] have reported that they have a recurrent neural network (one *Lstm* layer with 256 hidden units) combined with a MDN at the last layer of it to model z_{t+1} .

Although, they have used a factorized GMM distribution as MDN and they had trained their model for 20 epochs.

Since our model has consisted of two parts, RMDN, and Flow-based neural network, due to a fair comparison we've usually fixed the first part and only applied flow-based neural network to find a good configuration. Because our model is the combination of a flow-based neural network with RMDN, so we are not limited to NLL of the GMM as a loss function; moreover, we have another term because of the presence of the flow-based neural network. All in all, the loss function of FRMDN is as Equation 14.

$$\log P_{Z_0}(z_{t+1}^0) = -\log P_{Z_N}(f(z_{t+1}^0)) - \sum_{n=1}^N \log \left| \det \frac{\partial f_n(z_{t+1}^n)}{\partial z_{t+1}^n} \right| \quad (14)$$

where, the first term, $\log P_{Z_N}(f(z_{t+1}^0))$, is the same as the Equation 12 and $\log \left| \det \frac{\partial f(z_{t+1})}{\partial z_{t+1}} \right|$ is the logarithm of Jacobian determinant. In fact, we transfer a data distribution, P_{Z_0} , to a more simple distribution same as a diagonal GMM that its parameters are obtained via a recurrent neural network.

As a hint for readers, Equation 14 has been obtained by the chain rule and the properties of invertible functions, like Equation 15

$$p_{Z_0}(z_{t+1}) = p_{Z_N}(f(z_{t+1})) \left| \det \frac{\partial f(z_{t+1})}{\partial z_{t+1}} \right| \quad (15)$$

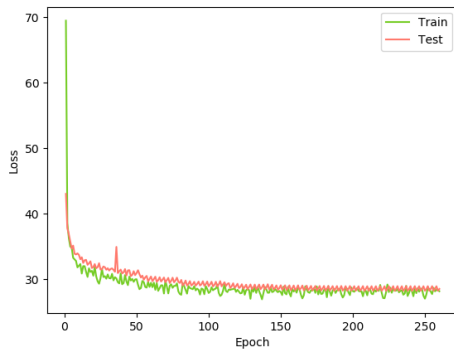
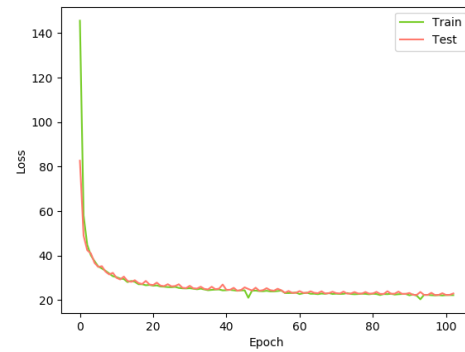
According to the mentioned contents, we only compare the first term of Equation 14 (the NLL of GMM) for a fair comparison. All experiments have been reported in Table 3 and Figure 7.

Based on the results, it's clear that FRMDN could achieve better results in terms of NLL. However, when the number of parameters increases, the rate of decreasing of NLL will be very high.

Another idea is about using a mixture of logistic distribution instead of GMM; however

Table 2: VAE's settings and its cost value for two environments.

Model	Parameters	Car-Racing		Super-Mario	
		loss train	loss test	loss train	loss test
V_1	optimizer=Adam learning rate=1e-3 batch size=16	27.88	29.21	25.70	25.97
V_2	optimizer=Adam learning rate=1e-3 batch size=32	27.34	28.62	23.92	24.32
V_3	optimizer=Adam learning rate=1e-3 batch size=64	26.98	28.30	23.46	23.63
V_4	optimizer=Adam learning rate=1e-3 batch size=128	26.95	28.24	22.28	22.12

**(a)** cost function of V_4 model (Car-Racing)**(b)** cost function of V_4 model (Super-Mario)**Figure 6:** Cost function of VAE for the best reported models in Table 2

its results in term of NLL is not desirable as GMM, but we report them in this part.

For this purpose, we have examined a mixture of logistic distribution as $\varphi(f(y_{t+1}^q)|x_{\leq t}^q)$ same as Equation 16 in Equation 9.

$$\varphi(f(y_t); \theta_k(x_{\leq t})) = \frac{1}{C} \left(\frac{1}{1 + \exp\left(-\left(x - \mu_k(x_{\leq t}) + \frac{C}{2}\right) / \sigma_k(x_{\leq t})\right)} - \frac{1}{1 + \exp\left(-\left(x - \mu_k(x_{\leq t}) + \frac{C}{2}\right) / \sigma_k(x_{\leq t})\right)} \right) \quad (16)$$

By this formulation, NLL in Equation 11 is rewritten as Equation 17. The results of this model has been reported in Table 3 in the second line in each experiment. As can be seen from the results, its performance is almost the same as before. Also, it should be noted that C has been chosen equal to one in all settings.

$$NLL(Y|X) = - \sum_{q=1}^Q \log \prod_{t=1}^{T_q} \sum_{k=1}^K \frac{a_k(x_{\leq t}^q)}{C} \left(\frac{1}{1 + \exp\left(-\left(x - \mu_k(x_{\leq t}) + \frac{C}{2}\right) / \sigma_k(x_{\leq t})\right)} - \frac{1}{1 + \exp\left(-\left(x - \mu_k(x_{\leq t}) + \frac{C}{2}\right) / \sigma_k(x_{\leq t})\right)} \right) \quad (17)$$

v. Controller

The input of this unit is concatenation of two vectors (z_t (encoded observation) and h_t (hidden state of the *LSTM*)). This unit is assumed as a linear layer that does not have many parameters. Therefore, it can be solved with an evolutionary algorithms like Covariance-Matrix Adaptation Evolutionary Strategy (CMA-ES) method [40].

By considering this structure, the average cumulative reward for two mentioned methods (the baseline and the proposed method) is drawn in the two following figures (Figure 8 and Figure 9) for two environments.

According to these results, the proposed method received better convergence speed for fewer population sizes, especially in Car-Racing task. Also, the performance of it is almost the same as the baseline method in other cases. It seems it can be improved by tuning parameters of the controller, specific tuning to each environment.

V. Conclusion

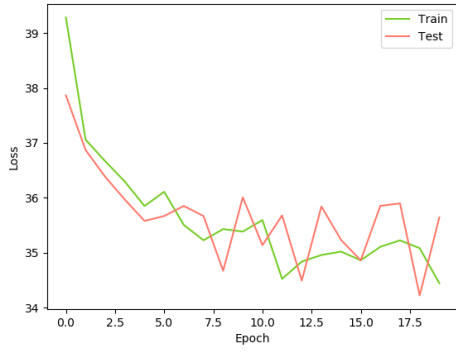
A new version of RMDN proposed in this paper to overcome the problems of basic RMDN. In fact, at every time step, the parameters of a GMM is obtained by the preceding inputs, while GMM is calculated over transformed data by a flow-based neural network. Due to the properties of the flow-based neural networks, the calculation of the proposed method, is also invertible and it is a generative model, too. Furthermore, the transformed data has a simpler structure and can be modeled with a diagonal GMM. We know, common basic RMDNs assume a diagonal covariance matrix on data in high dimensional space, while despite the ability to model the problem, it requires a much larger number of parameters. Because they ignore the correlations among dimensions. Therefore, applying a diagonal GMM on transformed data is more reasonable. This idea tackles high-dimensional problems, too. Since, by considering a tied scheme in this paper for the precision matrix as $\Sigma_k^{-1}(x_{\leq t}) = U D_k(x_{\leq t}) U^T$, we could construct the covariance matrix with desirable dimension and satisfying positive definite condition.

All in all, the results show the superiority of FRMDN to RMDN in terms of NLL in the previous section, while as a controller they have the same performance in most cases. Although, FRMDN has better convergence speed with fewer population sizes. It is worth noting that, each environment has specific parameters, therefore the baseline's setting is not good in all situations. According to the authors' blog post⁴, the authors approved this idea in the mentioned blog post and suggested to propose different code for different environments and not one code for all cases. So, developing a custom code for every environment is necessary. But for a fair comparison, we didn't change the hyper-parameters of RMDN such as mixture number and so on. While changing the in FRMDN's setting may lead to better performance. Moreover, the execution is so expensive in

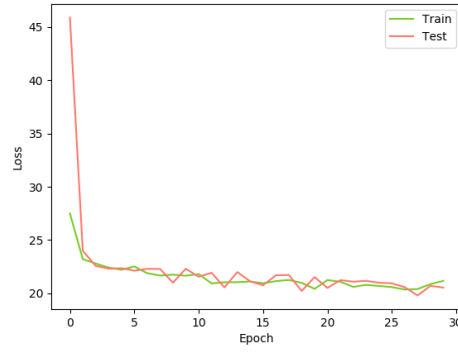
⁴<https://blog.otoro.net//2018/06/09/world-models-experiments/>

Table 3: FRMDN's setting and its NLL cost function. In each row, the first line and the second line are related to GMM and mixture of logistic, respectively.

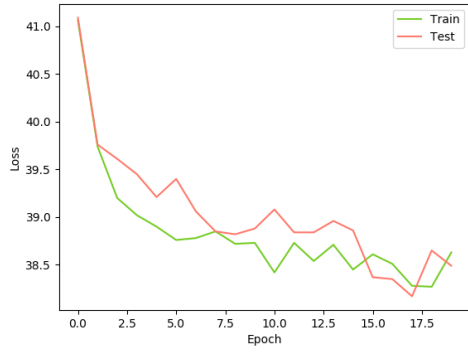
Method	Model	Parameters	Car-Racing		Super-Mario	
			NLL train	NLL test	NLL train	NLL test
FRMDN	main	VAE = V_4	34.44	34.22	38.17	38.27
			37.95	37.89	40.2	40.07
	M_1^F	VAE = V_4				
		optimizer=RMSprop	29.22	28.85	32.14	31.77
		learning rate=1e-4	30.76	30.85	32.90	32.77
		component number=1				
		hidden size (LSTM)=128				
	M_2^F	VAE = V_4				
		optimizer=RMSprop	29.18	29.10	31.85	31.55
		learning rate=1e-4	30.68	30.82	32.78	32.59
		component number=1				
		hidden size (LSTM)=256				
	M_3^F	VAE = V_4				
		optimizer=RMSprop	20.64	20.06	24.21	23.70
		learning rate=1e-4	25.53	25.52	27.38	27.21
		component number=5				
		hidden size (LSTM)=128				
	M_4^F	VAE = V_4				
		optimizer=RMSprop	20.40	19.80	24.05	23.56
		learning rate=1e-4	25.26	25.13	27.25	27.09
		component number=5				
		hidden size (LSTM)=256				



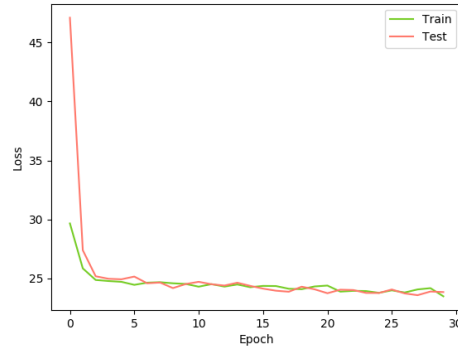
(a) cost function of RMDN in M_1 model (Car-Racing)



(b) cost function of FRMDN in M_4^F model (Car-Racing)



(c) cost function of RMDN in M_1 model (Super-Mario)



(d) cost function of FRMDN in M_4^F model (Super-Mario)

Figure 7: Cost function of RMDN and FRMDN for the reported models in Table 3

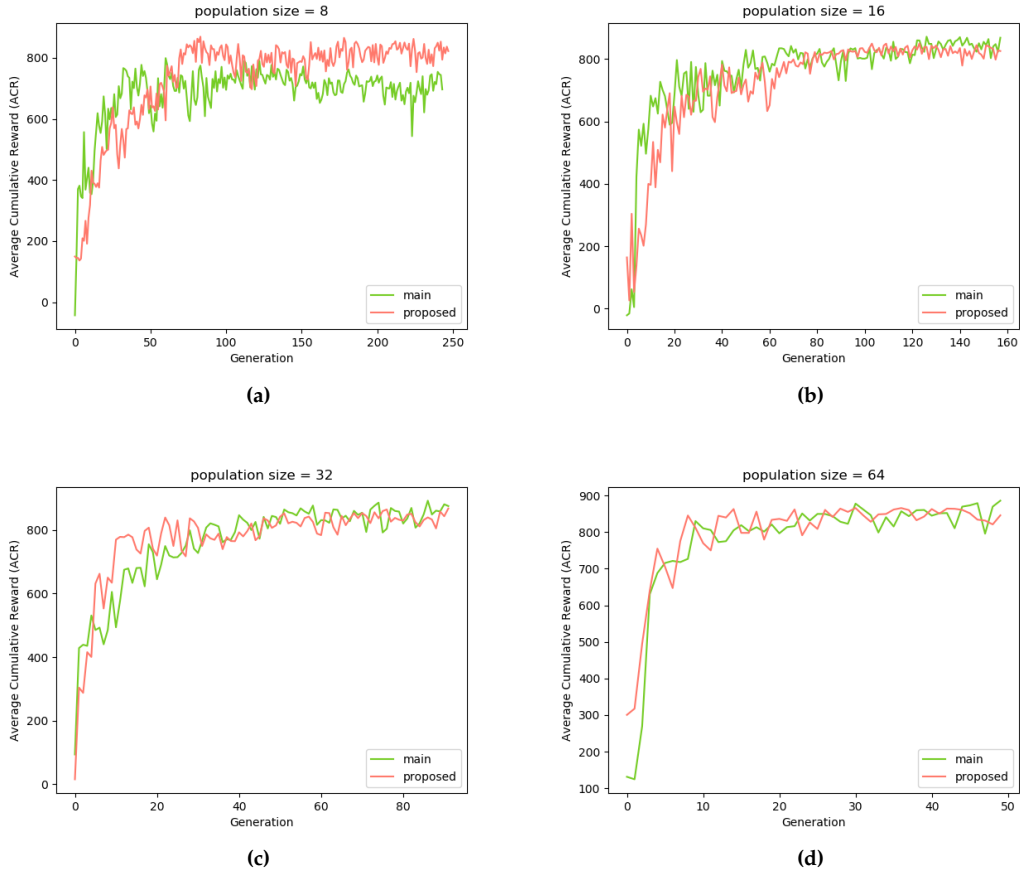


Figure 8: Average Cumulative Reward (ACR) for Car-Racing environment with different population size according to CMA-ES with $\sigma = 0.05$

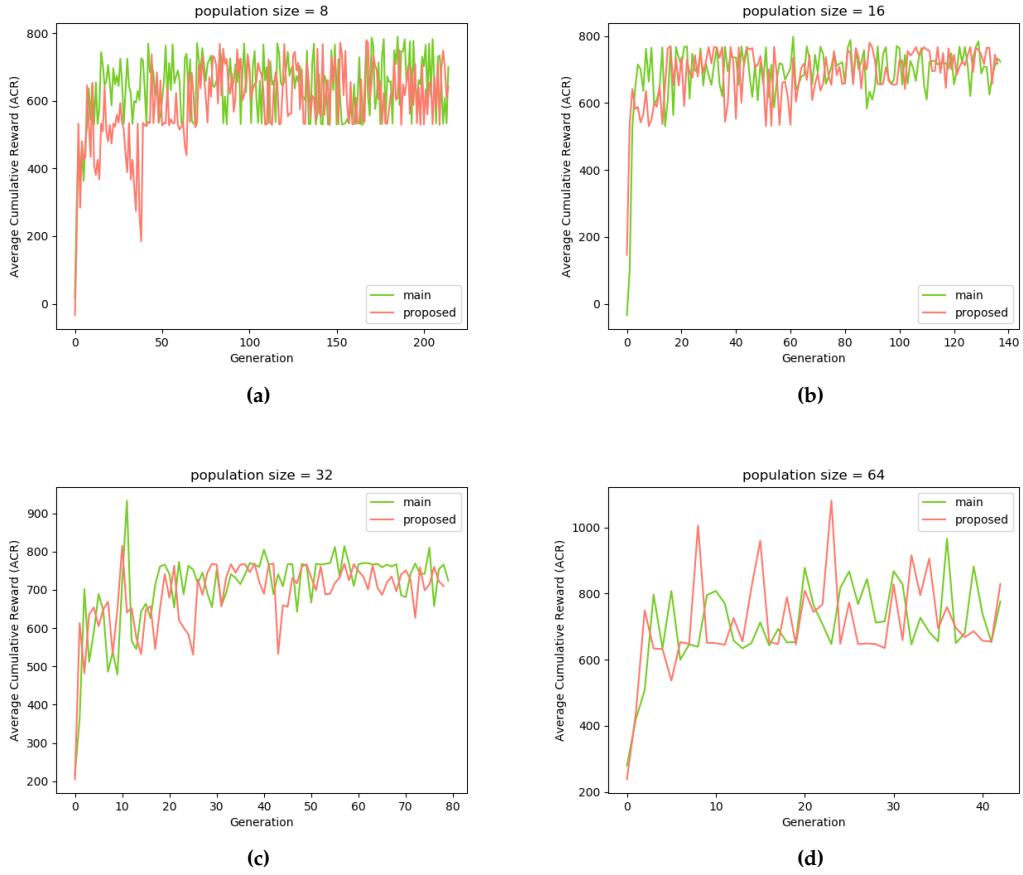


Figure 9: Average Cumulative Reward (ACR) for Super-Mario environment with different population size according to CMA-ES with $\sigma = 0.7$

terms of resources and time consuming, so we have reported the current state of our implementations.

REFERENCES

- [1] A. Grover, M. Dhar, and S. Ermon. "Flow-GAN: Combining maximum likelihood and adversarial learning in generative models." In Thirty-Second AAAI Conference on Artificial Intelligence, pp. 1-10, 2018.
- [2] I. Goodfellow, J. Pouget-Abadie, M. Mirza, B. Xu, D. Warde-Farley, S. Ozair, A. Courville, and Y. Bengio. "Generative adversarial nets." In Advances in neural information processing systems, pp. 2672-2680. 2014.
- [3] R. Prenger, R. Valle, and B. Catanzaro. "Waveglow: A flow-based generative network for speech synthesis." IEEE International Conference on Acoustics, Speech and Signal Processing (ICASSP), pp. 3617-3621. IEEE, 2019.
- [4] S. Subramanian, S. Rajeswar, A. Sordoni, A. Trischler, A. Courville, and C. Pal. "Towards text generation with adversarially learned neural outlines." In Advances in Neural Information Processing Systems, pp. 7551-7563. 2018.
- [5] D. P. Kingma, and M. Welling. "Auto-encoding variational bayes." arXiv preprint arXiv:1312.6114, pp. 1-14, 2013.
- [6] D. J. Rezende, and S. Mohamed. "Variational inference with normalizing flows." arXiv preprint arXiv:1505.05770, 2015.
- [7] L. Dinh, D. Krueger, and Y. Bengio. "Nice: Non-linear independent components estimation." arXiv preprint arXiv:1410.8516, 2014.
- [8] L. Dinh, J. Sohl-Dickstein, and S. Bengio. "Density estimation using real nvp." arXiv preprint arXiv:1605.08803, 2016.
- [9] D. P. Kingma, and P. Dhariwal. "Glow: Generative flow with invertible 1x1 convolutions." In Advances in Neural Information Processing Systems, pp. 10215-10224. 2018.
- [10] I. Kobyzev, S. Prince, and M. A. Brubaker. "Normalizing flows: Introduction and ideas." arXiv preprint arXiv:1908.09257, 2019.
- [11] A. N. Gomez, M. Ren, R. Urtasun, and R. B. Grosse. "The reversible residual network: Backpropagation without storing activations." In Advances in neural information processing systems, pp. 2214-2224. 2017.
- [12] C. M. Bishop, "Mixture density networks," Ast. Univ. Birmingham, UK, 1994.
- [13] C. M. Bishop, Pattern Recognition and Machine Learning. Springer, 2006.
- [14] A. Graves. "Generating sequences with recurrent neural networks." arXiv preprint arXiv:1308.0850, 2013.
- [15] D. Ha, and J. Schmidhuber. "Recurrent world models facilitate policy evolution." In Advances in Neural Information Processing Systems, pp. 2450-2462. 2018.
- [16] H. Zen, and A. Senior. "Deep mixture density networks for acoustic modeling in statistical parametric speech synthesis." In 2014 IEEE international conference on acoustics, speech and signal processing (ICASSP), pp. 3844-3848. IEEE, 2014.
- [17] B. Zong, Q. Song, M. R. Min, W. Cheng, C. Lumezanu, D. Cho, and H. Chen. "Deep autoencoding gaussian mixture model for unsupervised anomaly detection.", 2018.
- [18] D. Ha, and D. Eck. "A neural representation of sketch drawings." arXiv preprint arXiv:1704.03477, 2017.
- [19] C. P. Martin, and J. Torresen. "RoboJam: A musical mixture density network for collaborative touchscreen interaction." In International Conference on Computational

- Intelligence in Music, Sound, Art and Design, pp. 161-176. Springer, Cham, 2018.
- [20] J. Xu, R. Rahmatizadeh, L. Băcilă, and D. Turgut. "Real-time prediction of taxi demand using recurrent neural networks." *IEEE Transactions on Intelligent Transportation Systems* 19, no. 8, pp. 2572-2581, 2017.
- [21] S. Mukherjee, D. Shankar, A. Ghosh, N. Tathawadekar, P. Kompalli, S. Sarawagi, and K. Chaudhury. "Armdn: Associative and recurrent mixture density networks for etail demand forecasting." *arXiv preprint arXiv:1803.03800*, 2018.
- [22] M. Raeis, A. Tizghadam, and A. Leon-Garcia. "Predicting Distributions of Waiting Times in Customer Service Systems using Mixture Density Networks." *15th International Conference on Network and Service Management (CNSM)*, pp. 1-6, 2019.
- [23] Y. Zhao, R. Yang, G. Chevalier, R. C. Shah, and R. Romijnders. "Applying deep bidirectional LSTM and mixture density network for basketball trajectory prediction." *Optik* 158, pp. 266-272, 2018.
- [24] T. Wang, K. Cho, and M. Wen. "Attention-based mixture density recurrent networks for history-based recommendation." In *Proceedings of the 1st International Workshop on Deep Learning Practice for High-Dimensional Sparse Data*, pp. 1-9, 2019.
- [25] L. Bazzan, H. Larochelle, and L. Torresani. "Recurrent mixture density network for spatiotemporal visual attention." *arXiv preprint arXiv:1603.08199*, 2016.
- [26] K. Kinoshita, M. Delcroix, A. Ogawa, T. Higuchi, and T. Nakatani. "Deep mixture density network for statistical model-based feature enhancement." In *2017 IEEE International Conference on Acoustics, Speech and Signal Processing (ICASSP)*, pp. 251-255. IEEE, 2017.
- [27] C. Li, and G. H. Lee. "Generating multiple hypotheses for 3d human pose estimation with mixture density network." In *Proceedings of the IEEE Conference on Computer Vision and Pattern Recognition*, pp. 9887-9895. 2019.
- [28] A. Kristiadi, S. D'ubener, and A. Fischer. "Predictive uncertainty quantification with compound density networks." *arXiv preprint arXiv:1902.01080*, 2019.
- [29] S. Choi, K. Lee, S. Lim, and S. Oh. "Uncertainty-aware learning from demonstration using mixture density networks with sampling-free variance modeling." *International Conference on Robotics and Automation (ICRA)*, pp. 6915-6922, 2018.
- [30] M. Schuster. "Better generative models for sequential data problems: Bidirectional recurrent mixture density networks." In *Advances in Neural Information Processing Systems*, pp. 589-595. 2000.
- [31] R. S. Sutton, and A. G. Barto, *Reinforcement learning: An introduction*. MIT press, 2018.
- [32] G. Dulac-Arnold, D. Mankowitz, and T. Hester. "Challenges of real-world reinforcement learning." *arXiv preprint arXiv:1904.12901*, 2019.
- [33] O. Makansi, E. Ilg, O. Cicek, and T. Brox. "Overcoming limitations of mixture density networks: A sampling and fitting framework for multimodal future prediction." In *Proceedings of the IEEE Conference on Computer Vision and Pattern Recognition*, pp. 7144-7153. 2019.
- [34] C. M. Bishop, *Neural networks for pattern recognition*. Oxford university press, 1995.
- [35] H. Iso, S. Wakamiya, and E. Aramaki. "Density estimation for geolocation via convolutional mixture density network." *arXiv preprint arXiv:1705.02750*, 2017.

- [36] M. J. Gales, Semi-tied covariance matrices for hidden markov models, *IEEE Transactions on speech and audio processing* 7 (3) 272-281, 1999.
- [37] P. A. Olsen and R. A. Gopinath, "Modeling Inverse Covariance Matrices by Basis Expansion," *IEEE Trans. Speech Audio Process.*, vol. 12, pp. 1-25, 2004.
- [38] C. Biernacki, G. Celeux, G. Govaert, and F. Langrognet, "Model-Based Cluster and Discriminant Analysis with the MIXMOD Software," *Comput. Stat. Data Anal.*, vol. 51, no. 2, pp. 587-600, 2006.
- [39] A. Krishnamurthy, "High-Dimensional Clustering with Sparse Gaussian Mixture Models," Unpublished paper, pp. 1-8, 2011. Krishnamurthy, Akshay. "High-dimensional clustering with sparse gaussian mixture models." Unpublished paper (2011): 191-192.
- [40] N. Hansen, "The CMA evolution strategy: A tutorial." *arXiv preprint arXiv:1604.00772*, 2016.