

# DAEMON: Dataset-Agnostic Explainable Malware Classification Using Multi-Stage Feature Mining

Danny Hendler

*Ben-Gurion University of the Negev, Israel*

*hendlerd@cs.bgu.ac.il*

Ron Korine

*Ben-Gurion University of the Negev, Israel*

*ronkor@cs.bgu.ac.il*

---

## Abstract

Numerous metamorphic and polymorphic malicious variants are generated automatically on a daily basis by mutation engines that transform the code of a malicious program while retaining its functionality, in order to evade signature-based detection. These automatic processes have greatly increased the number of malware variants, deeming their fully-manual analysis impossible.

Malware classification is the task of determining to which family a new malicious variant belongs. Variants of the same malware family show similar behavioral patterns. Thus, classifying newly discovered variants helps assess the risks they pose and determine which of them should undergo manual analysis by a security expert. This motivated intense research in recent years of how to devise high-accuracy automatic tools for malware classification.

In this paper, we present DAEMON – a novel dataset-agnostic and even platform-agnostic malware classifier. We’ve optimized DAEMON using a large-scale dataset of x86 binaries, belonging to a mix of several malware families targeting computers running Windows. We then applied it, without any algorithmic change, features re-engineering or parameter tuning, to two other large-scale datasets of malicious Android applications of numerous malware families. DAEMON obtained top-notch classification results on all datasets, making it

the first provably dataset-agnostic malware classifier to date.

An important by-product of the type of features used by DAEMON and the manner in which they are mined is that its classification results are explainable.

*Keywords:* malware classification, malware families, static analysis.

---

## 1. Introduction

Traditional antimalware software relies on signatures to uniquely identify malicious files based on their contents. Malware developers have responded by developing metamorphic and polymorphic malware, which are generated automatically using a mutation engine. The mutation engine applies obfuscation techniques such as subroutine reordering, dead-code insertion, register renaming and encryption, for transforming the code of a malicious program, while retaining its functionality, in order to evade signature-based detection [1, 2]. These mechanisms for automatic malware generation caused the number of malware variants to skyrocket: the number of new variants created during 2016-2018 alone is estimated by more than 1.25 billion [3], deeming manual analysis of new variants infeasible.

Variants belong to the same *malware family* if they show similar behavior and attempt to exploit the same vulnerabilities. This often implies that they are metamorphic/polymorphic variants of the same original malicious program. *Malware classification* is the task of determining to which family a new variant belongs. Automatic classification of newly discovered variants helps assess the risks they pose and determine which of them should undergo manual analysis by a security expert, which is time-consuming and costly. Consequently, high-accuracy automatic tools for malware classification are a key cyber defense ingredient.

Malware classification is based on features extracted from analyzed malware samples. Much work has been done in recent years on classifying malware based on features extracted using *static analysis* (e.g. [4, 5, 6, 7, 8, 9, 10, 11]), *dynamic analysis* (e.g. [12, 13, 14, 15, 16]), or hybrid techniques that utilize both static

and dynamic features (e.g. [17, 18, 19]). Whereas static analysis is based solely on the contents of the sample under consideration, dynamic analysis executes it in a controlled environment and studies its runtime behavior. Although dynamic analysis does not require a disassembly of the executable sample, it consumes much more time and computing resources in comparison with static analysis [20]. Moreover, malware authors have found ways of hindering, impeding and evading dynamic analysis [21]. In this work, we focus on malware classification using static analysis.

We say that a classifier is *dataset-agnostic* if we can apply it to different datasets without performing any algorithmic changes, features re-engineering or parameter tuning. Furthermore, we say that a feature, derived from an analyzed sample is *platform-agnostic*, if it does not rely on any knowledge of the platform which the sample targets. Specifically, this implies that the computation of a platform-agnostic feature must be done without any knowledge of the sample’s executable-format or the platform’s instruction set architecture. If a feature is not platform-agnostic, we say it is *platform-dependent*. Examples of platform-dependent features include the distribution of instruction opcodes, platform register usage frequency, strings that appear in a specific header of the executable, the number of executable sections and their sizes, etc. Examples of platform-agnostic features include  $N$ -grams, sample size, and features derived from the distribution of byte-values and from the entropy of the sample’s contents. We call a malware classifier *platform-agnostic* if it can accurately classify collections of malware executables, regardless of the platform they target, without performing any algorithmic changes or any form of features re-engineering. Clearly, platform-agnostic classifiers are classifiers that only use platform-agnostic features.

### 1.1. Contributions

To the best of our knowledge, all existing malware classifiers were optimized and evaluated using *the same* dataset. No classifier was evaluated on a dataset other than the one which it was optimized on, without performing some al-

gorithmic changes, features re-engineering or parameter tuning, let alone on a dataset consisting of executables for a different computer platform. In this work we present DAEMON, the first provably dataset-gnostic Malware classifier. DAEMON uses only platform-agnostic features, making it a platform-agnostic classifier as well.

We have optimized DAEMON using Microsoft’s Kaggle Malware Classification Challenge dataset [22], which consists of 21,741 malware samples of Portable Executable (PE) format<sup>1</sup>, containing x86 binaries, belonging to a mix of 9 different families. DAEMON provides top-notch classification results which place it among the first 3 out of more than 370 classifiers evaluated on this dataset. We then applied DAEMON, *without any algorithmic change, features re-engineering or parameter tuning*, to two other datasets that are collections of Dalvik byte-code Android applications. The first is the Drebin dataset [23, 11], consisting of 5,560 malicious applications from 179 different malware families. The second is the CICAndMal2017 [24, 25] dataset, which consists of 426 malicious files belonging to 42 malicious families. DAEMON’s classification results significantly exceed those of all previous classifiers evaluated on both Drebin and CICAndMal2017.

DAEMON’s high classification accuracy of executables from different platforms stems from the fact that it considers *all*  $N$ -grams – for certain values of  $N$  that are much larger than those typically used by malware classifiers – as potential features. Since, for large values of  $N$ , the set of all  $N$ -grams that appear in dataset files is huge, the key challenge addressed by DAEMON is that of efficiently mining a relatively small subset of effective features from this set. As we describe in section 2, these features are mined from the initial set of candidate features in several stages. Specifically, feature mining is done in a manner that attempts to preserve, *per every pair of malware families*, a sufficient number of high-quality separating features.

An important by-product of the type of features used by DAEMON and the

---

<sup>1</sup>This is the format used by Windows executables.

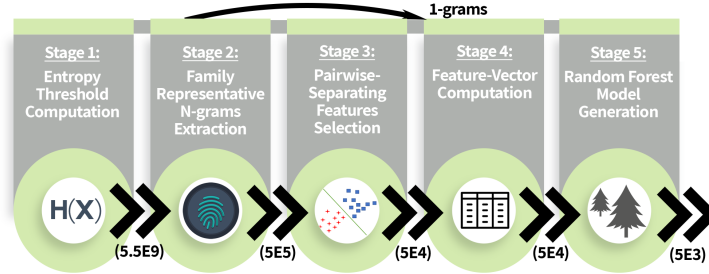


Figure 1: DAEMON’s model generation process.

manner in which they are mined is that classification results are *explainable*. Each feature that “survives” the filtering process and is used by the machine learning algorithm employed by DAEMON is labelled by the set of family-pairs it is effective in separating. Moreover, the long  $N$ -grams used by DAEMON as features are often either readable strings (e.g., strings identifying imported API functions) or snippets of malicious code. The combination of information-rich features and the knowledge of which families they are able to tell apart facilitates the analysis of a malware family’s behavior and what distinguishes it from other families. This is in contrast with most malware classifiers, which are based on statistical features. DAEMON’s code is publicly available.<sup>2</sup>

The rest of this article is organized as follows. We describe the DAEMON classifier in Section 2. In Section 3, we provide details regarding the datasets we use. This is followed by a description of our experimental evaluation and its results in Section 4. We provide examples of how DAEMON’s classification results allow gaining insights into the behavior of malware families in Section 5. Related work is surveyed in Section 6. We discuss our results in Section 7 and conclude in Section 8.

## 2. The DAEMON Malware Classifier

The high-level structure of DAEMON’s model generation process is presented by Figure 1. The number displayed below each outgoing edge at the bottom of Figure 1 is the number of candidate features that remain after the corresponding algorithm stage, when DAEMON is trained on Microsoft’s Kaggle dataset (see Section 3 for a description of this dataset). DAEMON’s high-level pseudo-code is presented in Algorithm 1.

The key features used by DAEMON are byte-sequence  $N$ -grams, which are contiguous sequences of  $N$  bytes from a sample’s content, for  $N \in \mathcal{L} = \{4, 8, 16, 32\}$ . These values of  $N$  were chosen since they were empirically shown to provide the best classification results on Microsoft’s Kaggle dataset. The set of all possible  $N$ -grams of these sizes is huge and its cardinality is  $\Omega(256^{32})$ . In order to efficiently mine a small subset of effectively-separating features, DAEMON applies a series of stages, each reducing the size of the candidate-features set. These are described in the following.

### *Stage 1: Entropy Threshold Computation*

DAEMON’s feature mining process starts by computing, for each length  $N \in \mathcal{L}$ , an *entropy threshold*. The entropy of a byte-sequence  $N$ -gram  $S$  is defined as:

$$H(S) = - \sum_{k=0}^{k=255} P(S, k) \cdot \log_2 P(S, k), \quad (1)$$

where  $P(S, k)$  is the fraction of the bytes of  $S$  that assume value  $k$ . An  $N$ -gram’s entropy is a measure of how much information it stores. For example, if all of its bytes assume the same value, then  $H(S) = 0$  holds, indicating that  $S$  is unlikely to be a useful feature. If each of its bytes assumes a distinct value, then  $H(S)$  obtains the maximum entropy value attainable by an  $N$ -gram. For each length  $N \in \mathcal{L}$ , we compute a threshold  $t_N$  such that all  $N$ -grams whose entropy is below  $t_N$  will be filtered out.

---

<sup>2</sup><https://github.com/RonsGit/DAEMON-Extraction-Process>

Threshold  $t_N$  is computed as follows (see Algorithm 1): A fraction  $\alpha$  of training set files are randomly chosen. Then,  $\beta$   $N$ -grams from random positions are extracted from each such file. The average entropy of the resulting set of  $\alpha \cdot \beta$   $N$ -grams is computed. Finally, the entropy threshold for  $N$ -grams is obtained by multiplying the average entropy by a factor  $fact[N] > 1$ . DAEMON uses  $\alpha = 0.1$  and  $\beta = 256$ . The factors for  $N \in \{16, 32\}$  were set to 1.15, whereas the factors for  $N \in \{4, 8\}$  were set to 1.05. The rationale for setting a larger threshold-factor for larger values of  $N$  is that the number of distinct  $N$ -grams for  $N \in \{16, 32\}$  is orders-of-magnitude larger than that of  $N \in \{4, 8\}$ , hence stricter filtering is required for larger values of  $N$ .

*Stage 2: Family representative  $N$ -grams extraction*

The key goal of stage 2 is to extract *representative  $N$ -grams* for each malware family  $\mathcal{F}$ , for each  $N \in \mathcal{L}$ . An  $N$ -gram is a representative for family  $\mathcal{F}$ , if its entropy passes threshold  $t_N$  and if it appears in at least a fraction  $\gamma$  of  $\mathcal{F}$ 's files. DAEMON uses  $\gamma = 0.1$ . A family's representative  $N$ -gram appears in a significant portion of its files. Consequently, it is more likely to characterize the family's distinctive behavior than an  $N$ -gram that only appears in a negligible fraction of the family's files. While scanning the contents of each file, we also compute the number of occurrences for every file 1-gram (line 17). These features will be candidate features, together with  $N$ -grams for larger values of  $N$ , in later stages of the algorithm.

*Stage 3: Pairwise-Separating Features Selection*

In stage 3, we further reduce the set of candidate features by selecting a subset  $\mathcal{S}$  of size  $B$  of the family representatives output by stage 2 (henceforth called *stage-2  $N$ -grams*). DAEMON uses  $B=50,000$  as this gave the best results on Microsoft's Kaggle dataset. Let  $k$  be the number of dataset families.  $B$  is constructed by greedily selecting, for each of the  $\binom{k}{2}$  family-pairs, the top  $B/\binom{k}{2}$   $n$ -grams for separating between the two families. The effectiveness of each  $n$ -gram is measured according to its information gain w.r.t. the pair of families,

---

**Algorithm 1** DAEMON model generation pseudo-code.

---

```
1: // Stage 1: Entropy threshold computation.
2: for  $N \in \mathcal{L}$  do
3:   Randomly sample  $\alpha \cdot |\text{TrainSet}|$  training-set files
4:   Randomly select  $\beta$   $N$ -grams from each sampled file
5:    $\text{AvgEnt} \leftarrow$  average entropy of selected  $N$ -grams
6:    $t_N \leftarrow \text{AvgEnt} \cdot \text{fact}[N]$ 
7: end for
8: // Stage 2: Family representative N-grams extraction.
9: for each malware family  $\mathcal{F}$  do
10:  for each  $F \in \mathcal{F}$  in training set do
11:   for each  $N \in \mathcal{L}$  do
12:    for each N-gram  $s \in F$  s.t.  $H(s) \geq t_N$  do
13:      Increment  $\text{Count}(F, s)$ 
14:    end for
15:     $\text{FReps}(\mathcal{F}) \leftarrow$  all  $S$  s.t.  $\text{Count}(F, s) \geq \lfloor \gamma |\mathcal{F}| \rfloor$ 
16:  end for
17:  Calculate 1-gram vector  $\langle c_0, \dots, c_{255} \rangle$  for  $F$ 
18: end for
19: end for
20: // Stage 3: Pairwise-separating features selection.
21: for each families-pair  $\langle F_1, F_2 \rangle$  out of the  $k$  families do
22:  Select the topmost  $B/\binom{k}{2}$  stage-2 separating features
23: end for
24: // Stage 4: Feature-vectors computation.
25: for each file  $f$  in training set do
26:  Use Aho-Corasick to find which  $n$ -grams appear in  $f$ 
27:  Construct  $f$ 's feature-vector  $v$ , where  $\dim(v) = B + 256$ 
28: end for
29: // Stage 5: Random forest model generation.
30: Generate initial random forest model
31: Choose  $C \ll B$  most important features
32: Generate final random forest model
```

---



defined as follows.

Let  $F_1, F_2$  be a pair of families. Let  $F = F_1 \cup F_2$ ,  $g_1 = |F_1|/|F|$  and  $g_2 = |F_2|/|F|$ . Then the entropy of  $F$  w.r.t.  $F_1, F_2$  is defined as:

$$H(F, F_1, F_2) = -g_1 \cdot \log_2 g_1 - g_2 \cdot \log_2 g_2. \quad (2)$$

For a stage-2  $n$ -gram  $s$ , let  $L(F, s) = \{f \in F | s \in f\}$  and  $R(F, s) = \{f \in F | s \notin f\}$ . Also, let  $gl_1 = |\{f \in L(F, s) | f \in F_1\}|/|L(F, s)|$  and  $gl_2 = |\{f \in L(F, s) | f \notin F_1\}|/|L(F, s)|$ . The entropy of  $L(F, s)$  w.r.t.  $F_1, F_2$  is defined as:

$$H(L(F, s), F_1, F_2) = -gl_1 \cdot \log_2 gl_1 - gl_2 \cdot \log_2 gl_2. \quad (3)$$

We define  $gr_1, gr_2$  using  $R(F, s)$  and  $H(R(F, s), F_1, F_2)$  similarly. Let  $gf_1 = |L(F, s)|/|F|$  and  $gr_1 = |R(F, s)|/|F|$ . Then the information gain of  $s$  w.r.t.  $F_1, F_2$  is given by:

$$H(F, F_1, F_2) - H(L(F, s), F_1, F_2) \cdot gf_1 - H(R(F, s), F_1, F_2) \cdot gr_1. \quad (4)$$

Note that we do not add the same  $n$ -gram multiple times, even if it is among the top-most features for multiple pairs. However, we do tag it with all these pairs. A by-product of selecting pairwise-separating features is the following: Each  $n$ -gram that eventually gets used by DAEMON's detection model is tagged by the set of family-pairs for which it was selected in Stage 3. As we demonstrate in Section 5, this helps in pinpointing the differences between malware families.

#### *Stage 4: Feature-Vectors Computation*

After stages 1-3 have been completed,  $B + 256$  feature-candidates remain:  $B$   $N$ -grams, for  $N \in \{4, 8, 16, 32\}$ , as well as 256 features storing the number of occurrences of each 1-gram value for each training set file  $f$ . In stage 4, we compute, for each such  $f$ , a feature-vector of length  $B + 256$  to represents  $f$ . Whereas the latter 256 features were already computed in Stage 2, in Stage 4 we must efficiently find which of the  $B$  pairwise-separating  $N$ -grams are contained

in  $f$ . We do so by applying the Aho-Corasick string-searching algorithm [26], whose complexity is  $O\left(|f| + \sum_{i=0}^{B-1} (|s_i| + |m_i|)\right)$ , where  $s_i$  is the length of the  $i$ 'th  $n$ -gram and  $m_i$  is the number of occurrences of  $s_i$  found in  $f$ . We note that although the Aho-Corasick algorithm computes the *total* number of occurrences of each  $n$ -gram in  $f$ , the corresponding feature-vector entries are binary: 0 if the corresponding  $n$ -gram is absent from  $f$ , or 1, otherwise.<sup>3</sup>

#### *Stage 5: Random Forest Model Generation*

Using the feature-vectors output by stage 4, we use Python's Scikit-learn (sklearn) ML library's random forest algorithm for generating an *initial classification model*. We set the number of forest trees to 3,000. With more than 50,000 features, the resulting model is large and tends to overfit. Consequently, we apply to it yet another feature selection stage using `sklearn.feature_selection.SelectFromModel` meta-transformer, for choosing the  $C$  initial-model features that have received the highest importance weights. DAEMON uses  $C = 5,000$ . We then retrain the random forest using the reduced set of features to obtain the *final classification model*.

### **3. Datasets Overview**

We evaluate DAEMON using three datasets comprised of malware families from two different platforms: Microsoft's Malware Classification challenge dataset [22], consisting of more than 20K Windows Portable Executable (PE) programs, the Drebin dataset [11], consisting of approximately 130K Android Dalvik bytecode executables, and CICAndMal2017 [24, 25], consisting of 426 malicious Android Dalvik bytecode applications. In the following, we briefly describe each of these datasets.

---

<sup>3</sup>This was empirically found to provide better results than using the total number of occurrences as features.

### 3.1. Microsoft’s Malware Classification Challenge Dataset

This dataset was published in 2015 as part of a Kaggle [27] competition and became a standard benchmark for Windows malware classifiers. It consists of 9 Windows malware families whose names, types and numbers of training samples are presented in Table 1. In total, there are 10,868 training samples provided along with their class labels. In addition, 10,873 test files are also provided, but without their labels. For each sample, two files are provided: a hexadecimal representation of the sample’s PE binary file (without the PE headers) and a disassembly file generated from the binary file using IDA Pro.

After training a classification model using the training samples, its performance on the test set is evaluated by uploading to the competition site a submission file that contains, per every test sample  $i$  and class (family)  $j$ , the probability  $p_{i,j}$  that  $i$  belongs to  $j$  as predicted by the model. In response, the competition site returns the *multi-class logarithmic loss* (henceforth simply referred to as *logloss*) of the prediction, defined as follows:

$$-\frac{1}{N} \sum_{i=1}^{i=N} \sum_{j=1}^{j=M} y_{i,j} \log p_{i,j}, \quad (5)$$

where  $N$  is the number of test set files,  $M$  is the number of classes and  $y_{i,j}$  is the indicator variable whose value is 1 if test instance  $i$  belongs to class  $j$  or 0 otherwise. The rationale of using the logloss metric rather than accuracy is that logloss assesses better model robustness, since it takes into account not only the model’s classification decision but also the level of confidence with which it is made. It is well-known that even very accurate random-forest classifiers may output class probabilities of poor quality [28, 29]. Consequently, when optimizing towards logloss rather than accuracy, we apply a standard technique for calibrating the probabilities output by DAEMON’s random forest model [28].<sup>4</sup>

---

<sup>4</sup>A similar calibration technique was applied by the team that finished the competition in the 7th place.

The number of teams that participated in the competition is 377 and the best (smallest) logloss, achieved by the winning team, is 0.00283. Although the competition completed on April, 2015, at the time of this writing, the submission site still accepts late submissions and returns their logloss.

### 3.2. The Drebin Dataset

The Drebin dataset [23, 11] is a collection of 131,611 Android applications, the majority of which are benign. Applications are in Dalvik executable format. It is widely used as a benchmark for both malware classification and detection [16, 23, 11, 30, 15, 31, 14]. The majority of the applications were collected from Google play. Drebin also includes all samples from the Android Malware Genome Project [32]. In terms of malware, Drebin contains 5,560 malicious applications from 179 malware families of widely-varying sizes. Since the majority of these families are very small (less than 10 samples), we adopt the approach taken by previous malware classification works that have used Drebin [15, 14, 16] and consider only families of minimum size. Table 2 presents the 24 malicious Drebin families that contain 20 or more samples, which we use in our evaluation. These 24 families collectively contain 4,783 malicious samples. Families whose names appear in **boldface** are SMS-Trojan families. In Section 5, we analyze

Table 1: Microsoft dataset malware families.

Name	# Train Samples	Type
<b>Kelihos_ver3</b>	2,942	Backdoor
<b>Lollipop</b>	2,478	Adware
<b>Ramnit</b>	1,541	Worm
<b>Obfuscator.ACY</b>	1,228	Any kind of obfuscated malware
<b>Gatak</b>	1,013	Backdoor
<b>Tracur</b>	751	TrojanDownloader
<b>Vundo</b>	475	Trojan
<b>Kelihos_ver1</b>	398	Backdoor
<b>Simda</b>	42	Backdoor

Table 2: Drebin dataset: malware families of size 20 or more.

Name	# Samples	Name	# Samples
<b>FakeInstaller</b>	925	<b>ExploitLinuxLotoor</b>	70
<b>DroidKungFu</b>	667	<b>GoldDream</b>	69
<b>Plankton</b>	625	<b>MobileTx</b>	69
<b>Opfake</b>	613	<b>FakeRun</b>	61
<b>GinMaster</b>	339	<b>SendPay</b>	59
<b>BaseBridge</b>	330	<b>Gappusin</b>	58
<b>Iconosys</b>	152	<b>Imlog</b>	44
<b>Kmin</b>	147	<b>SMSreg</b>	41
<b>FakeDoc</b>	132	<b>Yzhc</b>	37
<b>Geinimi</b>	92	<b>Jifake</b>	29
<b>Adrd</b>	91	<b>Hamob</b>	28
<b>DroidDream</b>	81	<b>Boxer</b>	27

in detail how DAEMON succeeds in distinguishing between these families.

### 3.3. The CICAndMal2017 Dataset

CICAndMal2017 [24, 25] is a dataset of 10,854 samples, 426 of which are malicious applications found on real devices. Each of the malicious applications belongs to one of four different categories: Adware, Ransomware, Scareware and SMS Malware, from a total of 42 different malware families. Tables 3- 6 present the malicious families of the dataset in each malware category, which we use in our evaluation. Although this dataset is rather small, DAEMON succeeds in both distinguishing between its malicious families and in malware categorization.

## 4. Experimental Evaluation

In this section, we present the results of DAEMON’s experimental evaluation on the three datasets. Since we have tuned DAEMON’s parameters using Microsoft’s dataset, we start by describing our evaluation results on this dataset.

Table 3: CICAndMal2017 dataset: Adware families.

Name	# Samples	Name	# Samples
Dowgin	10	Ewind	10
Feiwo	15	Gooligan	14
Kemoge	11	Koodous	10
Mobidash	10	Selfmite	4
Shuanet	10	Youmi	10

Table 4: CICAndMal2017 dataset: Ransomware families.

Name	# Samples	Name	# Samples
Charger	10	Jisut	10
Koler	10	LockerPin	10
Simplocker	10	Pletor	10
PornDroid	10	RansomBO	10
Svpeng	11	WannaLocker	10

Table 5: CICAndMal2017 dataset: Scareware families.

Name	# Samples	Name	# Samples
AndroidDefender	17	AndroidSpy.277	6
AV	10	AVpass	10
FakeApp	10	FakeApp.AL	11
FakeAV	10	FakeJobOffer	9
FakeTaoBao	9	Penetho	10
VirusShield	10		

#### 4.1. Evaluation Results on Microsoft’s Dataset

We described Microsoft’s dataset in Section 3.1. We remind the reader that each of the training and test sets comprises approximately 11,000 files. The test set was further (randomly) partitioned by Microsoft into two subsets: the *public test set* (comprising 30% of the test set) and the *private test set* (comprising

Table 6: CICAndMal2017 dataset: SMS families.

Name	# Samples	Name	# Samples
Biige	11	FakeInst	10
FakeMart	10	FakeNotify	10
Jifake	10	Mazarbot	9
Nandrobox	11	Plankton	10
SMSsniffer	9	Zsone	10
BeanBot	9		

70% of the test set). At the end of the competition, contestants were ranked in increasing order of the logloss (see Equation 5) obtained by their model on the private test set and results were made public on the *private leaderboard*<sup>5</sup>. In order to provide contestants with some feedback on their relative performance on test files while the contest was ongoing, a *public leaderboard* was made available to them, ranking models based on the public test set. We did not use the public leaderboard in our model generation process.

Although Microsoft rated contestants only based on the logloss of their classification models, many contestants, as well as malware classifiers that were trained using this dataset after the competition was completed (such as DAEMON), evaluated their models also (or only) by computing  $k$ -fold cross-validation accuracy on the training set. Therefore, we evaluated DAEMON using both the logloss and (5 fold) cross-validation accuracy.

Recall that DAEMON uses two sets of features: 1-grams and  $N$ -grams, for  $N \in \{4, 8, 16, 32\}$ . In order to measure the extent to which each of these sets contributes to DAEMON’s performance, we define and evaluate two variants: DAEMON-1G uses only the 1-gram features, whereas DAEMON-NG uses only the  $N$ -grams, for  $N \in \{4, 8, 16, 32\}$ . Table 7 presents the results of the 5 best-performing models on the Kaggle dataset in terms of logloss, along with the

<sup>5</sup><https://www.kaggle.com/c/malware-classification/leaderboard>

results of DAEMON’s two variants. Recall that 377 teams have participated in the competition and more than 30 additional models were evaluated on the dataset afterwards, for an overall of more than 400 classification models.

Focusing first on logloss, DAEMON is ranked 3rd out of all models with a logloss that exceeds that of the winning team by only approx. 0.001. We note that the vast majority of classifiers are not platform-agnostic. Moreover, to the best of our knowledge, none of the first 10 most highly-ranked classifiers except DAEMON are platform-agnostic. For example, the classifier of the winning team used features such as op-code counts and segments count and that of the second-ranked team used features such as the number of lines in each PE section. Turning our attention to DAEMON’s variants, we see that the model based on the  $N$ -grams set of features (ranked 18) is significantly more powerful than that based on the 1-gram features (ranked 86), but both are required for DAEMON to perform as well as it does.

Table 7: Comparison of DAEMON with top classifiers.

Classifier	Rank	Logloss	CV Accuracy
Winning Team	<b>1</b>	<b>0.00283</b>	<b>99.83</b>
Marios & Gert Team	2	0.00324	N/A
DAEMON	<b>3</b>	<b>0.00391</b>	<b>99.72</b>
Mikhail, Dmitry and Stanislav	4	0.00396	N/A
Zhang et al.[7]	5	0.00426	99.79
Octo Guys Team	6	0.00519	N/A
Ahmadi et al.[5]	7	0.0063	99.77
DAEMON-NG	18	0.00730	99.66
DAEMON-1G	86	0.02235	99.1

DAEMON’s cross-validation accuracy is 99.72 which is very high, but slightly lower than that of the winning team’s model and that of the models of [7, 5]. The team ranked 2nd did not report on cross-validation accuracy. Out of all



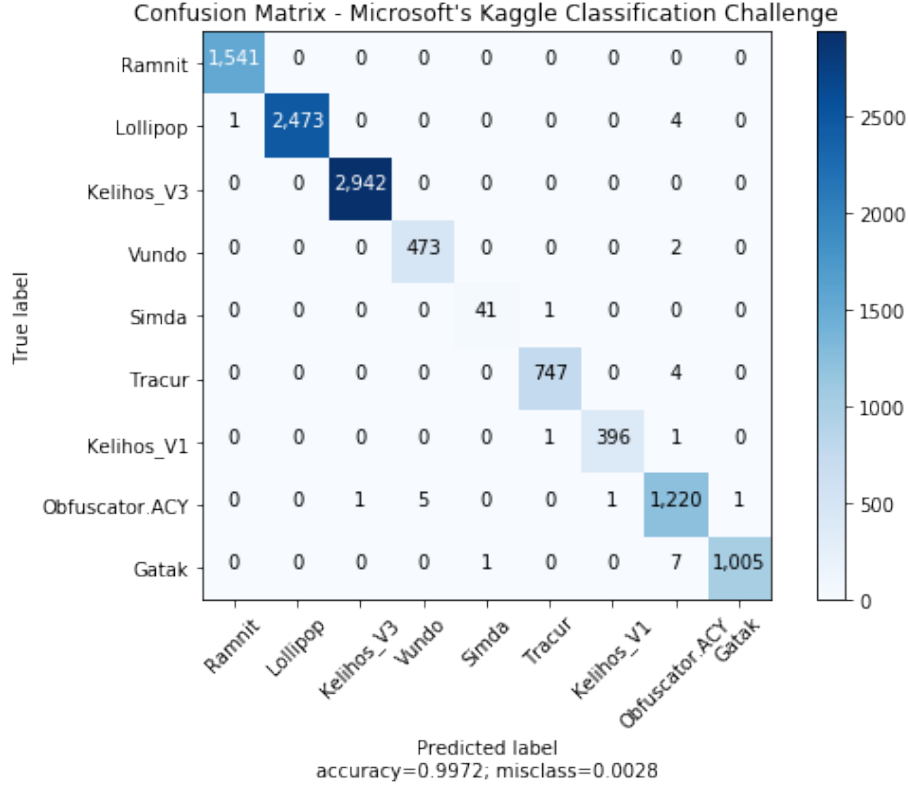


Figure 2: DAEMON's 5-Fold CV Confusion Matrix

the contestants and later works<sup>6</sup> that reported on classification accuracy, DAEMON's accuracy is ranked 4th. The N-grams (for  $N > 1$ ) used by DAEMON are significantly stronger than 1-grams also in terms of accuracy but it is their combination which performs best. Figure 2 presents DAEMON's confusion matrix on the dataset. Although the dataset is very imbalanced, even the smallest family – Simda – is classified with high accuracy (97.6%).

We remind the reader that two files are provided for each sample in Microsoft's dataset: the sample's PE binary file and a corresponding disassembly

<sup>6</sup>Ronen et al. [22] report on more than 50 research papers published during 2015-2018 that have used the Kaggle competition's dataset.

file. The evaluation results reported above were obtained by inputting both files to the classifiers. Disassembly files are constructed from binaries based on knowledge of a platform’s instruction-set and the binary’s structure and semantics. Consequently, one may argue that although DAEMON does not directly use any platform-dependent features, its power as a platform-agnostic classifier would be better assessed when applied to binary files only rather than receiving also disassembly-file input. We have thus also trained DAEMON using binary files only.

Table 8 presents the logloss and accuracy results of DAEMON and the few classifiers that received as their input the dataset’s binary files only [8, 10, 9]. Like DAEMON, all these 3 classifiers only use platform-agnostic features. Unlike DAEMON, they all employ deep learning architectures. As can be seen, DAEMON obtains very high accuracy and very low logloss also when trained on and applied to binary files only. It also significantly outperforms all other platform-agnostic classifiers in terms of both accuracy and logloss.

Table 8: Comparison of DAEMON with platform-agnostic classifiers using binaries only.

Classifier	Logloss	CV Accuracy
DAEMON	<b>0.0107</b>	<b>99.56</b>
Kebede et al.[8]	N/A	99.15
Narayanan et al.[10]	0.0774	98.2
Le et al.[9]	N/A	96.6

#### 4.2. Evaluation Results on the Drebin Dataset

As we’ve described in Section 3.2, the DREBIN dataset is very imbalanced and the majority of its 179 families are too small for classification purposes, as they contain less than 10 samples. Consequently, as done by previous works with which we compare DAEMON [14, 16, 15], we have conducted our evaluation by using only families that contain at least 20 samples and have randomly divided the dataset consisting of these families into a training set (consisting of 70% of the samples) and a test set (consisting of 30% of the samples).

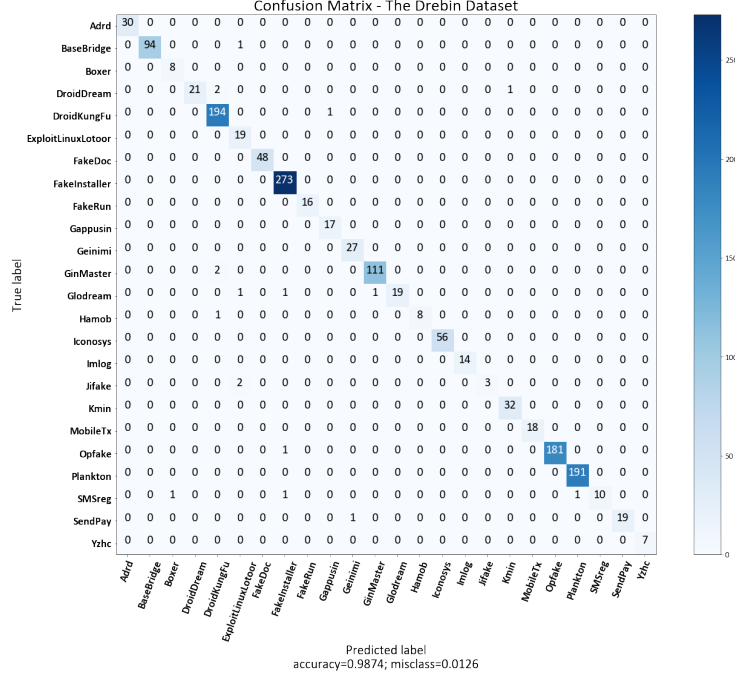


Figure 3: DAEMON’s Drebin Confusion Matrix

Figure 3 presents DAEMON’s confusion matrix on Drebin based on its classification results on the test set. As can be seen, even though very small families have been removed, the remaining dataset is still very imbalanced. Nevertheless, DAEMON achieves high accuracy even on small families. For instance, it achieves 100% accuracy on both the YZHC and **Boxer** families, that have only 7 and 8 test-set samples, respectively.

Table 9 compares the accuracy of DAEMON with that of previously-published malware classifiers that were evaluated using DREBIN. DAEMON obtains on the test set high accuracy of 98.74%, almost 15 pp. more than the 2nd best classifier [14]. We emphasize that we have optimized DAEMON using Microsoft’s dataset and it has been applied to the DREBIN dataset without any algorithmic changes, features re-engineering or parameter tuning. Thus, these results establish that DAEMON is indeed an effective dataset-agnostic, as well as platform-agnostic classifier.

#### 4.3. Evaluation Results on the CICAndMal2017 Dataset

As shown by Tables 3- 6 in Section 3.3, the CICAndMal2017 dataset is quite balanced in comparison with Drebin. On the other hand, it is much smaller and contains only 426 malicious executables. Three experiments were conducted on this dataset by the researchers of the Canadian Institute for Cybersecurity (CIC) [24, 25], evaluating the performance of their method for malware detection, malware category classification, and malware family classification. Since DAEMON is a malware classifier rather than a malware detector, we compare its performance in malware category and family classification with the results they report for the second and third experiments, respectively. All tests conducted by [24, 25] were based on popular machine learning algorithms including Random Forest. In their first work [24], they based their classifier on 80 different network-flow features, whereas in their second work [25] they added dynamic features based on API-Calls as well.

##### 4.3.1. Experiment 1

In this experiment, dataset executables are classified into their respective categories: Adware/Scareware/Ransomware/SMS Malware. In order to do so, they randomly split the dataset into 80% training set and 20% test set. In [25], their latest paper, they trained a Random Forest based model and evaluated it on the test set. Their model obtained a precision of 83.30 and recall of 81.00. DAEMON (without any algorithmic changes, hyper parameter tuning or features re-engineering), using the exact same experiment setting, obtains a precision of 92.21 and recall of 91.74.

Table 9: Comparison of DAEMON with other classifiers on the Drebin dataset

Classifier	Accuracy
DAEMON	<b>98.74</b>
Dash et al.[14]	84
Massarelli et al.[16]	82
Le et al.[15]	81.8

#### 4.3.2. Experiment 2

In this experiment, dataset executables are classified into their respective families. As in the first experiment, the dataset was randomly split into 80% training set and 20% test set. In [25], their latest paper, they trained a Random Forest based model and evaluated it on the test set. Their model obtained a precision of 59.70 and recall of 61.20.<sup>7</sup> DAEMON (without any algorithmic changes, hyper parameter tuning or features re-engineering), using the exact same experiment setting, obtained a precision score of: 83.56 and recall of 77.64.

#### 4.4. Time Complexity

An important factor in assessing a practical malware classifier is the extent to which it is able to scale to large sample collections in terms of time-complexity. We now report on the time it takes DAEMON to learn a model and to classify new samples on the three datasets. All of our experiments were conducted on a 2.00 GHz 24-core Xeon E5-2620 server, with 256GB RAM, running the 64-bit Ubuntu 14.04 operating system.

##### *Microsoft's Dataset*

Tables 10 and 11 respectively present DAEMON's model generation times on binaries only and on both binary/disassembly files. The tables present the time it takes to perform each of DAEMON's model generation stages based on all of the dataset's 10,868 training samples. Focusing first on the model generated from binaries only, we see that the most time-consuming stage is that of extracting family-representative  $N$ -grams (stage 2), which takes more than 7 hours. The overall model generation time is approximately 11 hours. The times for generating a model using both the binary and the disassembly files are naturally longer. In this case also, stage 2 is the most time consuming and takes

---

<sup>7</sup>Note that classification accuracy is significantly lower than that of Experiment 1, because classifying into families is harder than classifying into categories, each of which consisting of multiple families.

slightly less than 11 hours. Overall model generation time is approximately 16 hours.

Table 10: Model generation times: Binaries.

Stage	Time (minutes)
Entropy Threshold Computation	3.3
Family Representative N-grams Extraction	<b>438</b>
Pairwise-Separating Features Selection	6.3
Feature Vectors Computation	105
Random Forest Model Generation	8

Table 11: Model generation times: Binaries + Assembly files.

Stage	Time (Minutes)
Entropy Threshold Computation	5.8
Family Representative N-grams Extraction	<b>653</b>
Pairwise-Separating Features Selection	17
Feature Vectors Computation	185
Random Forest Model Generation	9

As for DAEMON’s classification times, we have measured them when using both binary/disassembly files. The overall time it took DAEMON to classify all of the dataset’s 10,873 test files was approximately 187 minutes, translating to a detection rate of approximately 58 files per minute. This rate scales linearly with the number of available cores, since every test sample can be classified independently of other samples.

#### *The Drebin Dataset*

The Drebin dataset is significantly smaller than Microsoft’s dataset in terms of both the number of dataset files and their average size. Consequently, the times it takes to train a DAEMON model or classify a new sample are much smaller as well. The times it took to perform DAEMON’s model generation

stages are presented in Table 12. The total time it took to build and train the model in this case was slightly more than 2 hours. The detection rate was approximately 126 files per minute.

Table 12: Model generation times: Drebin

Stage	Time (Minutes)
Entropy Threshold Computation	0.3
Family Representative N-grams Extraction	<b>59</b>
Pairwise-Separating Features Selection	17.2
Feature Vectors Computation	30.9
Random Forest Model Generation	7

#### *The CICAndMal2017 Dataset*

The CICAndMal2017 is rather small. Nevertheless, some of the families in it contained a lot of strings and thus were harder to process in comparison with the Drebin dataset families. The most time consuming part for this dataset was the computation of the pairwise-separating features, as there are 42 families in the dataset, generating much more pairs in comparison with our experiments with both the Drebin and Microsoft’s datasets. This can be seen in Table 13. Category classification times are shown by Table 14. The detection rate was approximately 29 files per minute.

Table 13: Model generation times: CICAndMal2017 family classification

Stage	Time (Minutes)
Entropy Threshold Computation	0.2
Family Representative N-grams Extraction	183
Pairwise-Separating Features Selection	<b>188</b>
Feature Vectors Computation	14.5
Random Forest Model Generation	3

Table 14: Model generation times: CICAndMal2017 category classification

Stage	Time (Minutes)
Entropy Threshold Computation	0.3
Family Representative N-grams Extraction	<b>180</b>
Pairwise-Separating Features Selection	36
Feature Vectors Computation	16.8
Random Forest Model Generation	3

## 5. Leveraging DAEMON’s Features for Explainability

As the vast majority of DAEMON’s features are relatively long  $N$ -grams extracted from a malicious sample’s contents, they are often much more useful than statistical features for gaining insights into the behavior of malware families, in terms of the vulnerabilities they exploit and the ways in which they attempt to avoid detection. These features are often strings that reveal which dynamic-link libraries and API calls are used by a malware, what permissions are requested by a malicious application, with which URLs or IPs it communicates, etc. In other cases,  $N$ -grams represent binary code snippets that serve as effective family signatures.

These  $N$ -grams are extracted by DAEMON in a platform-agnostic manner, without any knowledge of the executable’s format. Moreover, as it turns out, they can also be extracted from malware families that are encrypted and/or packed. Let us also recall that a side-effect of DAEMON’s feature mining process is that each  $N$ -gram is tagged by the family-pairs for which it obtained relatively high information gain. This makes it significantly easier to identify the key distinguishing features of each family. In what follows, we demonstrate DAEMON’s explainability via examples from the three datasets on which we evaluated it.



### 5.1. The Drebin Dataset

#### 5.1.1. SMS-Trojans

We’ve evaluated DAEMON using Drebin’s 24 malware families that contain at least 20 samples. Six of these families are different types of SMS-Trojans (see boldface names in Table 2): **FakeInstaller**, **Opfake**, **Kmin**, **MobileTx**, **Yzhc**, and **Boxer**. SMS-trojans use the SMS services of an Android device for sending and/or intercepting SMS messages for malicious purposes. They differ, however, in their goals and attack tactics. In our first example of DAEMON’s explainability, we describe the key features it uses for effectively telling SMS-Trojans apart from other families and for differentiating between different types of SMS-Trojans. Figure 4 depicts a decision-tree-like structure (which is a simplification of the actual model) showing some (but not all) of the features we describe below that are used by DAEMON for classifying SMS-Trojans. A ‘+’ sign indicates that the corresponding  $N$ -gram was found in the classified sample and a ‘-’ sign indicates it is absent from it.

A common trait of SMS-Trojans is that they send SMS messages to premium-rate numbers in order to maliciously gain profits by charging smartphone users without their knowledge [33]. Consequently, a key feature that separates all variants of these Trojans from variants of non-SMS-Trojan families is the “SEND\_SMS” string, used by the application to request the user’s permission for sending SMS messages. We note that this feature, as well as other features derived from permission-strings, is found by DAEMON also if the application is encrypted, because an application’s permissions must be specified in its manifest file which cannot be encrypted. Determining the exact SMS-Trojan family to which a sample belongs is more challenging. We proceed by shortly describing these families and explaining what features are used by DAEMON for telling them apart.

#### *Kmin*

In addition to sending SMS messages to premium-rate numbers, variants of this family also download and install other applications onto the victim’s

device. Moreover, as stated in Microsoft’s report on this family [34], its variants send the following data to their C&C server: “Device ID”, “Subscriber ID” and “Current Time”. DAEMON extracted all these strings as top-most separating features between *Kmin* and other SMS-Trojan families. Moreover, the names of the functions used in order to obtain this data, such as “getSubscriberId” and “getDeviceId”, were extracted as well. Collectively, these features identify *Kmin* variants by revealing the type of data they aim to exfiltrate.

Another strong feature used by DAEMON for identifying *Kmin* variants is the string “http://su.5k3g.com/”, which is a URL of a remote server with which only variants of this family communicate. Yet another strong feature is the string “telephony.sms\_SMS\_RECEIVED”, indicating that the application requests to be notified when an SMS is being received. This is used by family variants as an evasion mechanism, in order to block messages from the mobile operator regarding phone charges that are being made, so that the smartphone user will be kept in the dark w.r.t. their charges [32]. The “vnd.wap.mms-message” feature is also a top-most separating feature between *Kmin* and all other SMS-Trojan families. It indicates that *Kmin* variants send MMS messages (in addition to

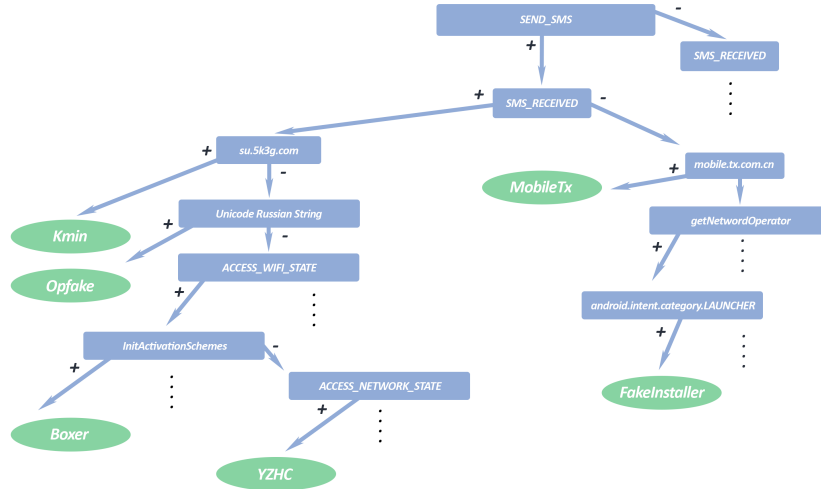


Figure 4: Features identifying SMS-Trojan variants (simplified).

SMSs) to premium-rate numbers. The combination of all these features (as well as others) allows DAEMON to classify **Kmin** variants with high precision.

#### *MobileTX*

The MobileTx family also steals data from the compromised device in addition to sending SMS messages to premium-rate numbers. Stolen data is sent to an account hosted by the following remote server URL, extracted by DAEMON as a top-most separating feature between **MobileTX** and all other SMS-Trojans: “mobile.tx.com.cn” [35]. Stolen data includes the smartphone’s IMEI and phone-number and DAEMON designates strings identifying these types of data as top-most features separating the **MobileTX** family from other SMS-Trojan families as well. Yet another strong feature is the string “com/tx/bean/TxMenu”, which contains the name of a package used exclusively by variants of the **MobileTX** family, most probably for communication with its remove server.

#### *YZHC*

The “PackageInstaller” feature was designated by DAEMON as a top-most separating feature between **YZHC** and all other SMS-Trojan families, except **Kmin**. A top-most separating feature between **YZHC** and **Kmin** is the “ACCESS\_NETWORK\_STATE” permission, which is used by **YZHC** variants for obtaining data regarding the communication network, which is used by them (in order to decide when to send premium SMS messages) [36] but is not used by **Kmin** variants.

#### *FakeInstaller*

Unlike most other SMS-Trojan families, variants of **FakeInstaller** collect data regarding the cellular operator [37]. Indeed the “getNetworkOperator” N-gram is a top-most separating feature for this family.

#### *Boxer*

A distinguishing feature of **Boxer** variants is that they use Android Cloud to Device Messaging (C2DM) services for communicating with a cloud-based C&C

server. Indeed, DAEMON uses the “C2DM” and “C2DM\_INTENT” features (not shown in Figure 4) for identifying them. In addition, variants of this family are able to target multiple countries. In order to do so, they call (among other functions) the “InitActivationSchemes” function, an N-gram feature used by DAEMON, to match the Mobile Country Code they previously read to a proper identifier so that SMS messages can be correctly sent from each such country.

### *Opfake*

The Opfake family mostly targets Russian smartphones [38]. After being downloaded to the device, it displays a service agreement message to the user in Russian that describes the usage of paid SMS messages. Indeed one of the top-most separating features between this family and all other SMS-Trojans is a short Unicode Russian text taken from the bytecode that is part of this agreement’s text.

### *Plankton*

Moving on from SMS-Trojans, we next discuss the **Plankton** malware family, discovered in June 2011 [39]. Plankton variants download their malicious payload from a remote server, unlike most other DREBIN families. Since family variants communicate with their remote server using “HTTP POST” messages, DAEMON is able to extract top-most separating HTTP-related features such as “apache/http/post”. Moreover, DAEMON also extracted features identifying which data is collected by family variants, such as “getIMEI” for exfiltrating the device IMEI, “getDisplayMetrics” for discovering the user’s display resolution, etc. Some of the family variants require access to the Internet and to the WiFi state as well as access to the list of contacts, the history of calls, and the history bookmarks that are then communicated to the remote server. DAEMON extracts features revealing this behavior, such as “WifiManager”, “WiFi”, and many more. The combination of these features allows DAEMON to accurately classify the **Plankton** variants.

### *GoldDream*

**GoldDream** is a family of Android Trojans that monitor an infected device and collect sensitive data over time. After the malware has collected sufficient data, it sends it to a C&C server, whose hostname has also been extracted by DAEMON: “lebar.gicp.net”. This was designated by DAEMON as a top-most separating feature between **GoldDream** and all other families.

### *5.2. Microsoft’s Malware Classification Challenge Dataset*

We remind the reader that this dataset consists of 9 malware families of different types (Worms, Adwares, Backdoors, Trojans, etc). We note that due to the fact that Microsoft has removed the headers from the PE executables in the dataset, it is difficult to decipher the meaning of many N-grams extracted from packed/encrypted content, which is otherwise possible to do dynamically using a tool such as IDA pro. In the following, we examine some of the top-most separating features extracted by DAEMON for a large family, W32.Ramnit, and explain how these features shed light on the behavior of this family.

#### *5.2.1. Ramnit (W32.Ramnit)*

**Ramnit** is a worm that spreads through removable drives on Windows x86 systems, infecting EXE and DLL files. The primary goal of its polymorphic variants is stealing information such as cookies, in order to hijack online sessions with banking and social media websites. Moreover, family variants open a connection to a C&C server in order to receive commands instructing them to perform operations such as capturing screenshots, uploading stolen cookies, deleting root registry keys, preventing the PC from starting up, etc. Although most of their content is encrypted, DAEMON manages to extract from **Ramnit** files high-quality separating features. For instance, it appears that there are some encrypted/packed parts of the malware which can be found *in all of its dataset variants*, such as the byte-sequences “C9C35651538D9920” and “C71083C11039D175C9”. Combining these features creates a perfect family signature, identifying its variants with perfect accuracy.

Another top-most separating feature is “GetCurrentProcess”, an API call used by **Ramnit** to walk the stack and suspend threads of “rapportgp.dll”, a lightweight security software designed to protect confidential information from being stolen by malware. DAEMON also extracts the features: “LoadLibraryA” and “GetProcAddress” from PE files. Both features are a maliciousness indicator, since malware often uses these API calls in order to load DLL files whose names do not appear in their PE header, often containing the malicious payload. This is rarely done by benign applications. As stated in Symantec’s detailed report on **Ramnit** [40], its variants use these API calls as part of their client infection process.

### 5.3. *CICAndMal2017 Dataset*

Similarly to Drebin but unlike Microsoft’s dataset, applications’ headers were not removed in the CICAndMal2017 dataset, which facilitates explainability. In what follows, we shortly analyze the **FakeAV** family (which belongs to the Scareware category) and explain how the features extracted by DAEMON from its files shed light on its malicious payload.

FakeAV is a malware family that spreads under the disguise of popular Android applications. After installation, the malware alerts victims regarding security threats that do not exist on their Android device and recommends that they visit a website where they will be asked to pay for cleaning these threats. In addition, it can be used by a C&C server to perform many actions: send messages, make calls, open a URL, install applications, etc [41]. Moreover, upon receiving a command, the malware sends information about contacts, call history, current location and account information details. Many of DAEMON’s top separating features for this family expose this behaviour. For instance, the features “android/telephony/CellLocation” and “Android/telephony/gsm/GsmCellLocation” expose the malware’s attempts to obtain the current location of the device. In addition, the features “action.NEW\_OUTGOING\_CALL” and “android.intent.extra.PHONE\_NUMBER” further indicate the application’s intent to obtain the phone number and monitor

when outgoing calls are being made. DAEMON also selected “telephony/SmsManager” as a top separating feature for FakeApp, shedding light on the real intentions of FakeAV variants.

## 6. Related Work

Malware classification is one of the key challenges in contemporary security research. This task can be addressed using one of the following approaches: *static analysis*, *dynamic analysis*, or *hybrid analysis* which is a combination of the two. Static analysis is based solely on the analysis of an executable file’s contents, whereas dynamic analysis is based on the run-time behaviour of a program as it executes. Hybrid analysis is not very common for classification purposes and is used in a relatively small number of works [18, 42, 43]. In the following we describe several prior works that presented static or dynamic analysis malware classifiers and focus on those works that were evaluated on the three datasets on which we evaluated DAEMON.

### 6.1. Dynamic Analysis

Since most contemporary malware employ obfuscation techniques such as encryption and packing in order to make static analysis difficult [2], many works take the approach of developing behaviour-based malware detection and classification methods. Dynamic analysis is based on the run-time behavior of the malware, typically executed inside a secure sandbox, and is therefore unaffected by such obfuscation methods. On the downside, dynamic analysis consumes more computational resources [20]. Moreover, contemporary malware often checks whether it is running in a virtual environment and exposes its malicious nature only after verifying that this is not the case. Consequently, it becomes increasingly difficult to devise virtual environments which seem sufficiently genuine for the malware to expose its payload [21].

Techniques for evading dynamic analysis exist for many years and are utilized not only by malicious programs that target Windows-based platforms, but also

by Android malware. For example, the Android.Adrd Trojan [44], discovered in 2011, executes itself only if either 1) 12 hours passed since the Android OS was booted, 2) the device lost and then re-gained network connectivity, or 3) a phone-call was received.

Dash et al. [14] presented DroidScribe in 2016, a classifier for Android malware that is based on behavioral aspects such as API calls and “high level behaviors”, representing combinations of traditional OS operations (such as process creation) and selected Android methods (such as sending an SMS message). They evaluate their work on the Drebin dataset [11] and the Android Malware Genome Project [32] (which was incorporated into Drebin since then). Additional works that have taken a dynamic analysis approach for malware classification and used Drebin include [15, 16]. Martin et al [15] combined dynamic analysis and Markov-chain modelling for malware classification. They train both classical machine learning classifiers and deep-learning-based classifiers based on the features they extract for each sample. Massarelli et al. [16] analyze malicious Drebin instances using the DroidBox tool and compute classification features based on an application’s resource consumption over time.

Several works have applied dynamic analysis techniques for malware classification on PE files. Huang et al. [45] performed dynamic analysis for feature extraction and then used a deep-learning based classifier for malware family classification. They trained and tested their classifier using a large dataset comprising 6.5 million files. Tian et al. [46] extracted API call features via dynamic analysis for devising both a malware detector and a malware family-classifier. They evaluated their algorithm using a dataset comprised of 1,368 malicious and 456 clean PE files. We are not aware of any dynamic analysis work that was done using Microsoft’s Kaggle dataset because, as we’ve mentioned, Microsoft removed the headers from the PE executables in this dataset.

## 6.2. Static Analysis

In general, static analysis consumes less computational resources than dynamic analysis and is commonly used. It is able to provide good classification



results even when malicious programs are obfuscated. We now describe some of the malware classifiers that were evaluated using Microsoft’s Kaggle Malware Classification Challenge<sup>8</sup>. To the best of our knowledge, all these classifiers were evaluated only on this single dataset.

The winning team in the competition was able to train a powerful model with 99.83% accuracy over 4-folds cross validation, and an extremely small logloss of 0.00283 on the competition’s test data. Many works that were published after the competition has ended tested various static-analysis based malware classifiers using this dataset and we proceed to briefly describe a few of them.

Ahmadi et al. [5] designed a classifier that combines several types of features, derived from pixel intensity, op-code counts, PE metadata, 1-grams and more. Zhang et al. [7] devised an ensemble classification model, obtaining a logloss of only 0.00426 and high cross-validation accuracy of 99.79. Hu et al. [6] used threat intelligence data such as anti-virus labels on the malware for improving classification accuracy.

Only a few works devised classifiers that use only platform-agnostic features. Kebede et al. [8], Narayanan et al. [10] and Le et al. [9] all employed deep learning classifiers on a feature set including mostly N-grams. However, DAE-MON obtains significantly better results in terms of both logloss and accuracy than these works.

Although the vast majority of previous works did not use long  $N$ -gram features for malware detection/classification, as done by DAEMON, a few exceptions exist. Dinh et al. [47] employed the Smith-Waterman DNA sequence alignment algorithm in order to generate family signatures. They have found a few interesting sequences in the **Ramnit** and **Lollipop** families of the Kaggle dataset. However, as they write, their algorithm took an extremely long time to run and was therefore unable to process all family variants, hence did not manage to fully construct family signatures. DAEMON managed to extract parts of the sequences found by their algorithm quite quickly and used them as

---

<sup>8</sup><https://www.kaggle.com/c/malware-classification/leaderboard>

features for family classification.

Another work that employs long N-grams (128-bytes long) is that of Faruki et al. [48], which presents the AndroSimilar malware detector. AndroSimilar targets the detection of zero-day Android malware, using what they call “statistically improbable features”. These are long N-grams, whose random occurrence is very improbable. They use these features for generating file signatures. These signatures are then used in order to search for similar (up to a certain threshold) signatures in a designated malware database and the system alerts when a match is found. The most popular 128 features found are stored in a Bloom filter representing the file signature. DAEMON also uses long N-grams, but they are used for family classification rather than for detection. Moreover, whereas AndroSimilar uses a uniform N-gram length, settles for partial matches and uses fuzzy hashing, DAEMON uses several  $N$ -gram lengths but requires exact matches.

## 7. Discussion

Being dataset-agnostic is a significant advantage of a malware classifier, as it allows successfully applying it out-of-the-box to new malware collections. Such collections may result from the availability of new data and/or the appearance of new malware families. Although a more rare event, new malware collections may also result from the emergence of new computing platforms or new executable formats. A platform-agnostic malware classifier can be applied to such collections out-of-the-box as well, while classifiers that rely heavily on platform-dependent features may require extensive feature re-engineering, optimization and tuning.

DAEMON was trained and optimized using a dataset consisting of Windows executables and was then successfully applied to two datasets of Android applications, without any algorithmic changes, features re-engineering or parameter tuning. Although this establishes that DAEMON is platform-agnostic, there is obviously no guarantee that it will provide top-notch performance for all existing

or future such datasets. Consequently, in future work we plan to try to obtain additional malware datasets (possibly also for additional platforms) in order to evaluate DAEMON’s performance and ascertain that it can be successfully applied to them with no (or at least with minimum) changes.

DAEMON can be deployed by malware analysts of large organizations or antimalware vendors in order to quickly classify new malicious variants, assess the risks they pose and determine whether further manual analysis is required.

We identify several possible directions for future work. First, it would be interesting to evaluate DAEMON’s ability to classify families of related *benign* executables, such as drivers for different types of devices, multiple versions of the same software, etc. It would also be interesting to evaluate its performance on non-executable files, such as different families of mutually-related documents. Although we believe that DAEMON’s feature mining is sufficiently generic to succeed also in this latter case, this may require tuning of DAEMON’s parameters, such as the set of N-gram lengths. Another natural venue for future work is to use DAEMON’s effective and efficient feature mining capabilities as the basis for a novel (hopefully platform-agnostic as well) static-analysis malware detector.

## 8. Conclusion

We presented DAEMON, the first provably dataset-agnostic and platform-agnostic malware classifier. We evaluated it on three datasets consisting of families of malicious executables targeted to two different computing platforms: The Drebin Dataset and CICAndMal2017, consisting of Android applications, and Microsoft’s Kaggle classification challenge dataset, consisting of PE x86 executables. DAEMON obtained excellent classification accuracy of 99.72% in a 5-fold cross validation applied to Microsoft’s training set and came out 3rd in terms of logloss out of more than 370 different classifiers evaluated using this dataset. We then applied DAEMON, without any changes, to the Drebin dataset, where it obtained accuracy of 98.74%, significantly outperforming all

previously-published malware classifiers that were evaluated on this dataset, and to the CICAndMal2017 dataset, in which DAEMON improved greatly over prior results in terms of both accuracy and precision over previous classifiers evaluated on this dataset.

By analyzing DAEMON’s classification results and selected features, one can gain powerful insights regarding the behavior of different malware families and what differentiates a malicious family from other families. As we have shown in our analysis of DAEMON’s features for different SMS-Trojan families (in Section 5), DAEMON is able to accurately classify variants even for families whose payloads are very similar. We plan to make DAEMON’s code publicly available soon.

## References

- [1] M. Musale, T. H. Austin, M. Stamp, Hunting for metamorphic javascript malware, *Journal of Computer Virology and Hacking Techniques* 11 (2) (2015) 89–102.
- [2] I. You, K. Yim, Malware obfuscation techniques: A brief survey, in: 2010 International conference on broadband, wireless computing, communication and applications, IEEE, 2010, pp. 297–300.
- [3] B. OGorman, C. Wueest, D. OBrien, G. Cleary, H. Lau, J. Power, M. Corpin, O. Cox, P. Wood, S. Wallace, Internet security threat report, in: Technical Report, Symantec Corporation, 2019.
- [4] J. Kinable, O. Kostakis, Malware classification based on call graph clustering, *Journal in computer virology* 7 (4) (2011) 233–245.
- [5] M. Ahmadi, D. Ulyanov, S. Semenov, M. Trofimov, G. Giacinto, Novel feature extraction, selection and fusion for effective malware family classification, in: Proceedings of the sixth ACM conference on data and application security and privacy, 2016, pp. 183–194.
- [6] X. Hu, J. Jang, T. Wang, Z. Ashraf, M. P. Stoecklin, D. Kirat, Scalable malware classification with multifaceted content features and threat intelligence, *IBM Journal of Research and Development* 60 (4) (2016) 6–1.
- [7] Y. Zhang, Q. Huang, X. Ma, Z. Yang, J. Jiang, Using multi-features and ensemble learning method for imbalanced malware classification, in: 2016 IEEE Trustcom/BigDataSE/ISPA, IEEE, 2016, pp. 965–973.
- [8] T. M. Kebede, O. Djaneye-Boundjou, B. N. Narayanan, A. Ralescu, D. Kapp, Classification of malware programs using autoencoders based deep learning architecture and its application to the microsoft malware classification challenge (big 2015) dataset, in: 2017 IEEE National Aerospace and Electronics Conference (NAECON), IEEE, 2017, pp. 70–75.

- [9] Q. Le, O. Boydell, B. Mac Namee, M. Scanlon, Deep learning at the shallow end: Malware classification for non-domain experts, *Digital Investigation* 26 (2018) S118–S126.
- [10] B. N. Narayanan, O. Djaneye-Boundjou, T. M. Kebede, Performance analysis of machine learning and pattern recognition algorithms for malware classification, in: 2016 IEEE National Aerospace and Electronics Conference (NAECON) and Ohio Innovation Summit (OIS), IEEE, 2016, pp. 338–342.
- [11] D. Arp, M. Spreitzenbarth, M. Hubner, H. Gascon, K. Rieck, C. Siemens, Drebin: Effective and explainable detection of android malware in your pocket., in: *Ndss*, Vol. 14, 2014, pp. 23–26.
- [12] K. Rieck, T. Holz, C. Willems, P. Düssel, P. Laskov, Learning and classification of malware behavior, in: *International Conference on Detection of Intrusions and Malware, and Vulnerability Assessment*, Springer, 2008, pp. 108–125.
- [13] O. E. David, N. S. Netanyahu, Deepsign: Deep learning for automatic malware signature generation and classification, in: 2015 International Joint Conference on Neural Networks (IJCNN), IEEE, 2015, pp. 1–8.
- [14] S. K. Dash, G. Suarez-Tangil, S. Khan, K. Tam, M. Ahmadi, J. Kinder, L. Cavallaro, Droidscribe: Classifying android malware based on runtime behavior, in: 2016 IEEE Security and Privacy Workshops (SPW), IEEE, 2016, pp. 252–261.
- [15] A. Martín, V. Rodríguez-Fernández, D. Camacho, Candyman: Classifying android malware families by modelling dynamic traces with markov chains, *Engineering Applications of Artificial Intelligence* 74 (2018) 121–133.
- [16] L. Massarelli, L. Aniello, C. Ciccotelli, L. Querzoni, D. Ucci, R. Baldoni, Android malware family classification based on resource consumption over

- time, in: 2017 12th International Conference on Malicious and Unwanted Software (MALWARE), IEEE, 2017, pp. 31–38.
- [17] I. Santos, J. Devesa, F. Brezo, J. Nieves, P. G. Bringas, Opem: A static-dynamic approach for machine-learning-based malware detection, in: International Joint Conference CISIS12-ICEUTE 12-SOCO 12 Special Sessions, Springer, 2013, pp. 271–280.
  - [18] R. Islam, R. Tian, L. M. Batten, S. Versteeg, Classification of malware based on integrated static and dynamic features, *Journal of Network and Computer Applications* 36 (2) (2013) 646–656.
  - [19] B. Anderson, C. Storlie, T. Lane, Improving malware classification: bridging the static/dynamic gap, in: Proceedings of the 5th ACM workshop on Security and artificial intelligence, ACM, 2012, pp. 3–14.
  - [20] E. Gandotra, D. Bansal, S. Sofat, Malware analysis and classification: A survey, *Journal of Information Security* 5 (02) (2014) 56.
  - [21] A. Afanian, S. Niksefat, B. Sadeghiyan, D. Baptiste, Malware dynamic analysis evasion techniques: A survey, *ACM Computing Surveys (CSUR)* 52 (6) (2019) 126.
  - [22] R. Ronen, M. Radu, C. Feuerstein, E. Yom-Tov, M. Ahmadi, Microsoft malware classification challenge, arXiv preprint arXiv:1802.10135.
  - [23] S. Michael, E. Florian, S. Thomas, C. F. Felix, J. Hoffmann, Mobilesand-box: Looking deeper into android applications, in: Proceedings of the 28th International ACM Symposium on Applied Computing (SAC), 2013.
  - [24] A. H. Lashkari, A. F. A. Kadir, L. Taheri, A. A. Ghorbani, Toward developing a systematic approach to generate benchmark android malware datasets and classification, in: 2018 International Carnahan Conference on Security Technology (ICCST), IEEE, 2018, pp. 1–7.

- [25] L. Taheri, A. F. A. Kadir, A. H. Lashkari, Extensible android malware detection and family classification using network-flows and api-calls, in: 2019 International Carnahan Conference on Security Technology (ICCST), IEEE, 2019, pp. 1–8.
- [26] A. V. Aho, M. J. Corasick, Efficient string matching: an aid to bibliographic search, *Communications of the ACM* 18 (6) (1975) 333–340.
- [27] Kaggle, The kaggle community homepage (2015).  
URL <https://www.kaggle.com/c/malware-classification/data>
- [28] H. Boström, Calibrating random forests, in: 2008 Seventh International Conference on Machine Learning and Applications, IEEE, 2008, pp. 121–126.
- [29] T. Dankowski, A. Ziegler, Calibrating random forests for probability estimation, *Statistics in medicine* 35 (22) (2016) 3949–3960.
- [30] H. Gonzalez, N. Stakhanova, A. A. Ghorbani, Droidkin: Lightweight detection of android apps similarity, in: International Conference on Security and Privacy in Communication Networks, Springer, 2014, pp. 436–453.
- [31] S. Alam, Z. Qu, R. Riley, Y. Chen, V. Rastogi, Droidnative: Automating and optimizing detection of android native code malware variants, *computers & security* 65 (2017) 230–246.
- [32] Y. Zhou, X. Jiang, Dissecting android malware: Characterization and evolution, in: 2012 IEEE symposium on security and privacy, IEEE, 2012, pp. 95–109.
- [33] A. F. A. Kadir, N. Stakhanova, A. A. Ghorbani, Understanding android financial malware attacks: Taxonomy, characterization, and challenges, *Journal of Cyber Security and Mobility* 7 (3) (2018) 1–52.
- [34] Microsoft, Trojan:androidos/kmin.a (2017).  
URL <https://www.microsoft.com/en-us/wdsi/threats/malware-encyclopedia-description?Name=Trojan:AndroidOS/Kmin.A>



- [35] Symantec, Android.mobiletx (2012).  
URL <https://www.symantec.com/security-center/writeup/2012-052807-4439-99>
- [36] Y. Wang, B. Watson, J. Zheng, S. Mukkamala, Arp-miner: Mining risk patterns of android malware, in: International Workshop on Multi-disciplinary Trends in Artificial Intelligence, Springer, 2015, pp. 363–375.
- [37] M. Melis, D. Maiorca, B. Biggio, G. Giacinto, F. Roli, Explaining black-box android malware detection, in: 2018 26th European Signal Processing Conference (EUSIPCO), IEEE, 2018, pp. 524–528.
- [38] Symantec, Android.opfake in-depth (2011).  
URL <https://www.symantec.com/content/dam/symantec/docs/security-center/white-papers/android-opfake-in-depth-12-en.pdf>
- [39] X. Jiang, Y. Zhou, Android malware, Springer, 2013.
- [40] Symantec, W32.ramnit analysis (2015).  
URL <https://www.symantec.com/content/dam/symantec/docs/security-center/white-papers/w32-ramnit-analysis-15-en.pdf>
- [41] Dr.Web, Android.smssend.914.origin (2015).  
URL <https://vms.drweb.com/virus/?i=4182470&lng=en>
- [42] L. Nataraj, V. Yegneswaran, P. Porras, J. Zhang, A comparative assessment of malware classification using binary texture analysis and dynamic analysis, in: Proceedings of the 4th ACM Workshop on Security and Artificial Intelligence, ACM, 2011, pp. 21–30.
- [43] P. Shijo, A. Salim, Integrated static and dynamic analysis for malware detection, Procedia Computer Science 46 (2015) 804–811.
- [44] Symantec, Android.adrd (2011).  
URL <https://www.symantec.com/security-center/writeup/2011-021514-4954-99#summary>

- [45] W. Huang, J. W. Stokes, Mtnet: a multi-task neural network for dynamic malware classification, in: International Conference on Detection of Intrusions and Malware, and Vulnerability Assessment, Springer, 2016, pp. 399–418.
- [46] R. Tian, R. Islam, L. Batten, S. Versteeg, Differentiating malware from cleanware using behavioural analysis, in: 2010 5th international conference on malicious and unwanted software, IEEE, 2010, pp. 23–30.
- [47] A. Dinh, D. Brill, Y. Li, W. He, Malware sequence alignment, in: 2016 IEEE International Conferences on Big Data and Cloud Computing (BDCloud), Social Computing and Networking (SocialCom), Sustainable Computing and Communications (SustainCom)(BDCloud-SocialCom-SustainCom), IEEE, 2016, pp. 613–617.
- [48] P. Faruki, V. Ganmoor, V. Laxmi, M. S. Gaur, A. Bharmal, Androsimilar: robust statistical feature signature for android malware detection, in: Proceedings of the 6th International Conference on Security of Information and Networks, ACM, 2013, pp. 152–159.