

The COVID-19 online shadow economy

Alberto Bracci¹, Matthieu Nadini¹, Maxwell Aliapoulos², Damon McCoy², Ian Gray³,
Alexander Teytelboym^{4,5}, Angela Gallo⁶, and Andrea Baronchelli^{1,7,8,*}

¹City, University of London, Department of Mathematics, London EC1V 0HB, UK

²Center for Cybersecurity (CCS), New York Univ. Tandon School of Engineering, Brooklyn, NY 11201, USA

³Global Intelligence Team, Flashpoint. New York, NY 10003, USA

⁴Institute for New Economic Thinking, Oxford Martin School, University of Oxford, Oxford OX2 6ED, UK

⁵Department of Economics, University of Oxford, Oxford OX1 3UQ, UK

⁶Department of Finance, Cass Business School, London EC1Y 8TZ, UK

⁷UCL Centre for Blockchain Technologies, University College London, UK

⁸The Alan Turing Institute, British Library, 96 Euston Road, London NW12DB, UK

*Corresponding author: Andrea.Baronchelli.1@city.ac.uk

The COVID-19 pandemic has reshaped the demand for goods and services worldwide. The combination of a public health emergency, economic distress, and disinformation-driven panic have pushed customers and vendors towards the shadow economy. In particular Dark Web Marketplaces (DWMs), commercial websites easily accessible via free software, have gained significant popularity. Here, we analyse 472,372 listings extracted from 23 DWMs between January 1, 2020 and July 7, 2020. We identify 518 listings directly related to COVID-19 products and monitor the temporal evolution of product categories including Personal Protective Equipment (*PPE*), *medicines* (e.g., hydroxycloquine), and *medical frauds* (e.g., vaccines). Finally, we compare trends in their temporal evolution with variations in public attention, as measured by Twitter posts and Wikipedia page visits. We reveal how the online shadow economy has evolved during the COVID-19 pandemic and highlight the importance of a continuous monitoring of DWMs, especially when real vaccines or cures become available and are potentially in short supply. We anticipate our analysis will be of interest both to researchers and public agencies focused on the protection of public health.

Introduction

COVID-19 gained global attention when China suddenly quarantined the city of Wuhan on January 23, 2020.¹ Declared a pandemic by the World Health Organization on March 11, 2020, at the moment of writing the virus has infected more than 18,000,000 people and caused over 650,000 deaths worldwide.² Measures such as social distancing, quarantine, travel restrictions, testing, and tracking have proven vital to containing the COVID-19 pandemic.³

Restrictions have shaken the global economy and reshaped the demand for goods and services worldwide, with an estimated 2.5 – 3% GDP loss each month since the crisis started.⁴ Demand for many products has fallen; for example, Brent oil decreased from 68.90 USD a barrel on January 1, 2020 to 43.52 USD as of August 2, 2020.^{5,6} Meanwhile demand for other products, like toilet paper,⁷ dramatically increased. As a result of increased demand, some products are in short supply. Individual protective masks were sold in the United States at 7 USD on February 2, 2020⁸ and the price of alcohol disinfectant doubled on July 1, 2020 in Japan.⁹ As a result, anti-gouging regulations were introduced to control prices, which significantly affected the public attention on products related to COVID-19.¹⁰ As this trend has continued, further exacerbated by online disinformation, numerous customers have sought to fulfill their needs through illicit online channels.^{11,12}

DWMs offer an easy access to the shadow economy through user-friendly websites accessible via specialized browsers, like The Onion Router (Tor).¹³ These online markets offer a variety of goods including drugs, firearms, credit cards and fake IDs.¹⁴ The most popular currency on DWMs is Bitcoin,¹⁵ but other cryptocurrencies are accepted for payment as well. The first modern DWM was the Silk Road, launched in 2011¹⁶ and shut down by the FBI¹⁷ in 2013. Since then, dozens more DWMs have sprung up and many have shut down due to police action, hacks or scams. Today, DWMs form an ecosystem¹⁸ that has proven extremely resilient to law-enforcement. Whenever a marketplace is shut down, users swiftly migrate to alternative active marketplaces and the economic activity recovers within a matter of days.¹⁹

In this study, we analyse 472,372 listings extracted from 23 DWMs between January 1, 2020 and July 7, 2020. We identify 518 COVID-19 specific listings that range from protective masks²⁰ to hydroxychloroquine medicine.²¹ These listings were observed 7,159 times during this period, allowing us to investigate their temporal evolution. We then compare this COVID-19 related shadow economy with public attention measured through Twitter posts (tweets)²² and Wikipedia page visits.²³ Finally, we inspect listings that mentioned delays in shipping or sales because of COVID-19. Our results significantly extend previous analyses that surveyed 222 COVID-19 specific listings extracted from 20 DWMs on a single day (April 3, 2020)²⁴ and - to the best of our knowledge - offer the most comprehensive overview of the DWM activity generated by the ongoing pandemic.

Background: Dark Web Marketplaces

The online shadow economy is as old as the Internet. The first reported illegal online deal involved drugs and took place in 1972.²⁵ The World Wide Web²⁶ facilitated the emergence of online illicit markets^{27,28} but the first markets could not guarantee anonymity and facilitated the traceability of users by law enforcement.²⁹

Modern DWMs originated and still operate online, but outside the World Wide Web in an encrypted part of the Internet whose contents are often not indexed by standard web search-engines.³⁰ The Silk Road marketplace was the first modern DWM, launched in 2011.¹⁶ It combined the use of the Tor browser¹³ to communicate and Bitcoin¹⁵ to exchange money, allowing the anonymous online trading of drugs and other illegal products.^{31–33} After the FBI shut down Silk Road in 2013,¹⁷ new marketplaces quickly appeared, offering drugs, firearms, credit cards, and fake IDs.¹⁴ These markets also adapted to further increase the level of privacy and security offered to users,^{34,35} such as the Invisible Internet Project (I2P)³⁶ and escrow checkout services.³⁷

DWM trade today is worth at least several hundreds of millions of USD per year, and involves hundreds of thousands of buyers and vendors.^{17–19,38–40} As a result, law enforcement agencies have put considerable effort into combating them.^{17,39,40} Furthermore, DWMs have been targets of cybercriminal actors through use of distributed denial-of-service (DDoS) attacks, hacking attempts, and some even shut down autonomously due to administrators stealing funds from customers directly.^{41,42} However, DWMs have organised into a robust ecosystem which has proven exceptionally resilient to closures and whenever a marketplace is closed, the users trading higher volumes of Bitcoins migrate to active marketplaces or establish new ones.¹⁹

The resiliency and functioning operations of modern DWMs are possible partially because of numerous websites and forums where users can share their experience. One example is Dread,⁴³ a Reddit-like forum created in 2018 after the closure of the dedicated pages on Reddit.⁴⁴ Other ad-hoc platforms exist to monitor whether known marketplaces are active or currently unavailable.^{45–48} Other mechanisms to enhance the resilience of these marketplaces and build trust towards the marketplace and its vendors include feedbacks and ratings.¹⁸ In most marketplaces, buyers have to leave feedback and a rating after a purchase, similarly to what happens on legal online marketplaces. Additionally, marketplace administrators often act as vendor moderators by banning vendors or specific categories of products. Examples include DarkBay, where banned categories include human trafficking, contract killing and weapons,⁴⁶ or Monopoly marketplace, where COVID-19 fake vaccine listings were recently banned by moderators.⁴⁹

It is hard to estimate how many live dark web marketplaces currently exist. Recent reports include independent researcher Gwern, which identified 19 live platforms on April 22, 2020,⁵⁰ the website darknetstats, which registered 10 live “established” marketplaces on May 27, 2020,⁵¹ and the already cited report²⁴ which crawled 20 different websites. Currently established marketplaces include Empire, Hydra and White House marketplaces.

Data and methods

Dark web marketplaces

The listings used for our study were obtained by web crawling DWMs. Web crawling consists of extracting data from websites and is performed by specialized software. Web crawling DWMs is a challenging task because crawlers must bypass several protective layers. Most of the DWMs require authentication and some even require a direct invitation from a current member. Strong CAPTCHAs⁵² are implemented to avoid otherwise easy and automated access to the online marketplace. Several research groups tried to overcome these challenges. For instance, the HTTrack software was used in;¹⁶ a combination of *PHP*, the *cURL* library, and *MySQL* was proposed in;⁵³ the python library *scrapy* was adopted in;⁵⁴ and an automated methodology using the *AppleScript* language was utilized in.⁵⁵ There are currently very few open source tools available,^{52,56} often leaving companies and federal agencies to rely on commercial software.⁵⁷ Downloading content from DWMs remains a challenging task, which becomes even harder when the objective of the research study requires monitoring multiple marketplaces for a prolonged period of time.

Our dataset contains listings crawled by 23 DWMs between January 1, 2020 and July 7, 2020 by Flashpoint Intelligence.⁵⁸ The pipeline of crawling consists of entering DWMs and downloading key

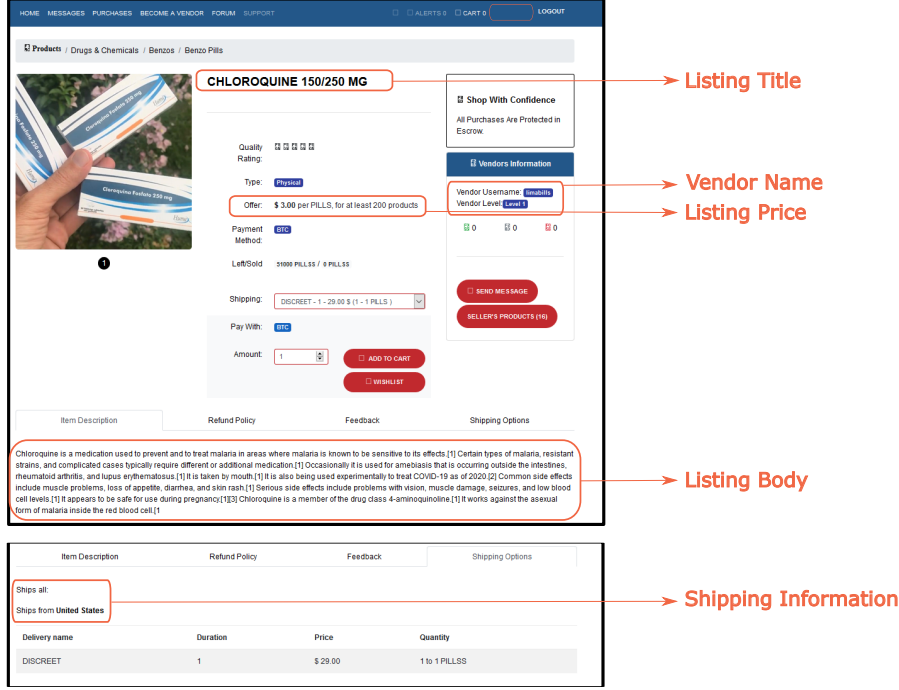


Figure 1: Example of a DWM listing. In this screenshot of a chloroquine listing in the DarkBay/Dbay marketplace, we highlight some of its salient attributes. Among the attributes considered in this work and shown in Table 4, “Time” and “Marketplace name” attributes are not present in this screenshot, while the “Quantity” attribute is not fixed by the vendor.

attributes for each active listing, as highlighted in Figure 1. Each DWM was crawled for at least 90 different days. We categorized the COVID-19 specific listings into five categories; *PPE*, *medicines*, *medical frauds*, *tests*, and *ventilators*. Only a fraction of the selected listings were actual COVID-19 specific listings, since mitigation measures to prevent COVID-19 spreading have also impacted illegal trades of other listings. For instance, a vendor might sell cocaine and mention shipping delays due to COVID-19. We included such cases in the category COVID-19 *mentions*. Categories and relative examples of the listings are presented in Table 1. For details about data pre-processing, see Appendix A, where we explain how we select listings related to COVID-19 and how we classify them in categories. We remark that our pre-processing pipeline is biased towards the English language, and this constitutes a limitation of our work.

Table 1: Categories used to classify the selected COVID-19 dataset. The first five categories constitute COVID-19 specific listings, while the last one, called COVID-19 *mentions*, includes listings mentioning one of the keywords in Table 5 without selling actual COVID-19 specific listings.

Category	Examples
PPE	gloves, gowns, masks, n95
Medicines	azithromycin, chloroquine, azithromycin, favipiravir, remdesivir
Medical Frauds	antidotes, vaccines, allegedly curative recreational drug mixes
Tests	diagnosis, test
Ventilators	medical ventilators
COVID-19 mentions	computer, drugs, scam (excluding listings in the medical frauds category)

Overall, our dataset includes a total of 472,372 unique listings, which can be observed a total of 4,088,840 times between January 1, 2020 and July 7, 2020. In Table 2 we report the breakdown of the

number of unique listings and their total observations in each of the 23 DWMs. In 11 marketplaces (Black Guns, Cannabay, Darkseid, ElHerbolario, Genesis, Hydra, MEGA Darknet, Rocketr, Selly, Skimmer Device, and Venus Anonymous) we did not find any mention of COVID-19. This makes sense as these markets are less generalized and primarily focused on specific goods with specific listing text structure. A brief description of each marketplace together with its specialization can be found in Table 7. In the remaining 12 marketplaces, there are a total of 4,010 unique listings related to COVID-19, which constitutes less than 1% of the entire dataset. These listings were mostly composed of drugs that reported discounts or delays in shipping due to COVID-19. Listings concerning more specific COVID-19 goods such as *masks*, *ventilators*, and *tests* were available on seven marketplaces (Connect, DarkBay/DBay, DarkMarket, Empire, CanadaHQ, White House, and Yellow Brick). There were 518 total COVID-19 specific listings in this markets which were observed 7,159 times during the analysed time period.

Table 2: This table reports the number of days each marketplace was crawled, the number of unique listings, all and COVID-19 specific, and the number of listing observations, all and COVID-19 specific. CanadianHQ indicates The Canadian Headquarters marketplace.

Name marketplace	Days crawled	Listings All	Listings COVID-19 specific	Observations All	Observations COVID-19 specific
Black Market Guns	163	18	0	2,934	0
CanadaHQ	94	21,853	3	145,202	53
Cannabay	119	1,074	0	1,303	0
Cannazon	100	2,760	0	4,606	0
Connect	179	476	2	13,579	23
DarkBay/DBay	127	105,921	421	554,535	6570
DarkMarket	92	32,272	19	37,742	20
Darkseid	189	8	0	1,512	0
ElHerbolario	186	13	0	1,430	0
Empire	107	26,010	33	93,163	46
Genesis	188	216,792	0	2,174,217	0
Hydra	189	297	0	37,665	0
MEGA Darknet	135	754	0	1,596	0
Plati.Market	189	11,678	0	17,214	0
Rocketr	189	460	0	7,843	0
Selly	91	462	0	1,523	0
Shoppo.gg	189	8,412	0	486,819	0
Skimmer Device	189	12	0	2,268	0
Tor Market	130	634	0	25,328	0
Venus Anonymous	177	84	0	14,644	0
White House	96	21,377	5	320,360	118
Willhaben	189	14,626	0	45,774	0
Yellow Brick	117	6,379	33	97,583	329
Total	> 90	472,372	518	4,088,840	7,159

Twitter

We sampled tweets related to COVID-19 using a freely available dataset introduced in Chen et al.²² We downloaded the tweets ID from the public github repository. We then used the provided script to recover the original tweets through the python library *twarc*. We studied the temporal evolution of the number of tweets mentioning selected keywords, like chloroquine. In line with our dataset of DWM listings, most of the tweets considered were written in English and the time period considered ranges from January 21,

2020 to July 3, 2020.

Wikipedia

We used the publicly available Wikipedia API²³ to collect data about the number of visits at specific pages related with COVID-19, like chloroquine. The Wikipedia search engine was case sensitive and we considered strings with the first letter uppercase, while the others lowercase. We looked for the number Wikipedia page visits in the English language from January 1, 2020 to July 7, 2020.

Results

We assessed the impact of COVID-19 on online illicit trade along three main criteria. First, we focused on the 7 marketplaces containing at least one COVID-19 specific listing, analysing their offers in terms of the categories *PPE*, *medicines*, *medical frauds*, *tests*, and *ventilators*, as introduced in Table 1. Second, we considered the 12 marketplaces that included at least one listing in one of the categories in Table 1, thus adding listings to the COVID-19 *mentions* category in our analysis. We investigated the relationship between major COVID-19 events, public attention, and the time evolution of the number of active listings. Third, we quantified the indirect impact that COVID-19 had on all 23 marketplaces under consideration by tracking the percentage of listings mentioning the themes of lockdown, delays and sales. We linked their frequency to major COVID-19 events.

Categories of listings

Here, we focus on the 518 COVID-19 specific listings present in our dataset, observed 7,159 times between January 2020 and July 2020. *PPE* is the most represented category, with 343 unique listings (66.2% of COVID-19 specific listings) observed 5,536 times (77.3% of observations of COVID-19 specific listings). The second most represented category is *medicines*, with 132 (25.5%) unique listings observed 1,276 (17.8% of all) times. Some *medicines* listings, which are often sold together, included 59 chloroquine listings, 56 hydroxychloroquine listings, and 30 azithromycin listings. Other *medicines* included 5 favipiravir listings, 3 remdesivir listings, and 1 lopinavir listing. A breakdown of the *medicines* category together with a brief description of the specific drugs can be found in Table 8, and multiple medicines are sometimes sold in the same listing. We classified 31 (6.0%) unique listings as *medical frauds*, which are listings that promised immunity from COVID-19 (no such product exists, at the moment of writing), or supposed devices able to detect COVID-19 in the air. These listings also included illicit drug mixes sold as cures. We also registered 10 test (1.9% of COVID-19 specific listings) and 2 ICU ventilator (0.4%) listings. More details on these listings together with some examples are reported in Appendix B. The total number of vendors selling COVID-19 specific listings was 131. Additionally, sellers posted multiple listings. In fact, 81 of them sold *PPE* (61.8%), 54 sold *medicines* (41.2%), 20 sold medical frauds (15.3%), 9 sold *tests* (6.9%), and 2 sold *ventilators* (1.5%). The information in this paragraph is summarized in Table 3.

It is important to note that vendors often do not provide complete information on their listings but rather invite direct communication. In 403 (77.8%) unique listings, the vendor invited potential customers to communicate via email or messaging applications like WhatsApp, Wickr Me, and Snapchat. Thus,

Table 3: Summary statistics for the considered categories of listings. For each category, we included the number of unique listings, observations, and vendors. If the same vendor sold listings in different categories, we counted it as one unique vendor.

Category	Unique listings	Total observations	Vendors
PPE	343 (66.2%)	5,536 (77.3%)	81 (61.8%)
Medicines	132 (25.5%)	1,276 (17.8%)	54 (41.2%)
Medical Frauds	31 (6.0%)	235 (3.3%)	20 (15.3%)
Tests	10 (1.9%)	34 (0.5%)	9 (6.9%)
Ventilators	2 (0.4%)	78 (1.1%)	2 (1.5%)
COVID-19	518 (100%)	7,159 (100%)	131 (100%)

478 (92.3%) COVID-19 specific listings contained no information about the offered amount of goods, 408 (78.8%) did not provide shipping information, and 13 (2.5%) did not disclose the listing price.

The median price of *PPE* was 2 USD and they were the least expensive products, followed by *medicines* with 34 USD, *tests* with 70 USD, *medical frauds* with 200 USD, and *ventilators* with 1,400 USD. The distribution of prices for these categories can be found in Figure 2(a), showing that many listings had a low price around a few USD or less and only few listings exceeded thousands or more USD. The cumulative value of the detected unique listings is 531,413 USD, where we excluded listing with prices larger than 40,000 USD due to manual inspection. When vendors post listings at high price this typically indicates they have halted sales of an item with the expectation of selling it again in the future. We remove these anomalously high priced listings since they would largely overestimate the sales price of the actually active listings.¹⁸ The shipping information declared in the analysed listings involved a total of 12 countries or regions. Most of the vendors are willing to ship worldwide. Shipping from different continents is possible because some vendors explicitly declare that they have multiple warehouses across the globe, while shipping to any continent is done through specialized delivery services. The United States is the second largest exporter and shipping destination. Germany is the third largest exporter but no vendors explicitly mentioned it as a shipping destination. Complete shipping information is available in Figure 2(b). Some examples of the COVID-19 specific listings are available in the Appendix B.1.

Figure 3(a) presents a word cloud built from the titles of the selected COVID-19 specific listings. The wordcloud was built from 1-grams, meaning single words, excluding common English words and stop words. It illustrates that DWM vendors were particularly aware of the worldwide need of face masks because “face mask” were the most used words in the selected COVID-19 specific listings. The COVID-19 pandemic was referred to as either “coronavirus,” “corona,” “covid,” or “covid19.” Interestingly, we did not find any mention about the word “pandemic” itself. Among COVID-19 *medicines*, “hydroxychloroquine” and “chloroquine” were the most popular ones, with fewer mentions of “azithromycin,” “medicated,” and “medical” products in general.

DarkBay/DBay contained the majority of the COVID-19 specific listings in our dataset, amounting to 421 (81.3%). The most available unique listings in DarkBay/DBay were *PPE*, which totaled 291. We also found 103 *medicines*, 24 *medical frauds*, 1 *tests*, and 2 *ventilators*. The number of listings available in the other marketplaces was: 33 in Yellow Brick, 19 in DarkMarket, 2 in Connect, 33 in Empire, 3 in The Canadian HeadQuarters, and 5 in White House, as shown in Table 2. The entire breakdown of the number of COVID-19 specific listings detected in each category is available in Figure 3(b).

In Figure 3(c), we ranked the marketplaces for their share of vendors selling COVID-19 specific listings. The total number of vendors behind COVID-19 specific listings in our dataset is 131. Most

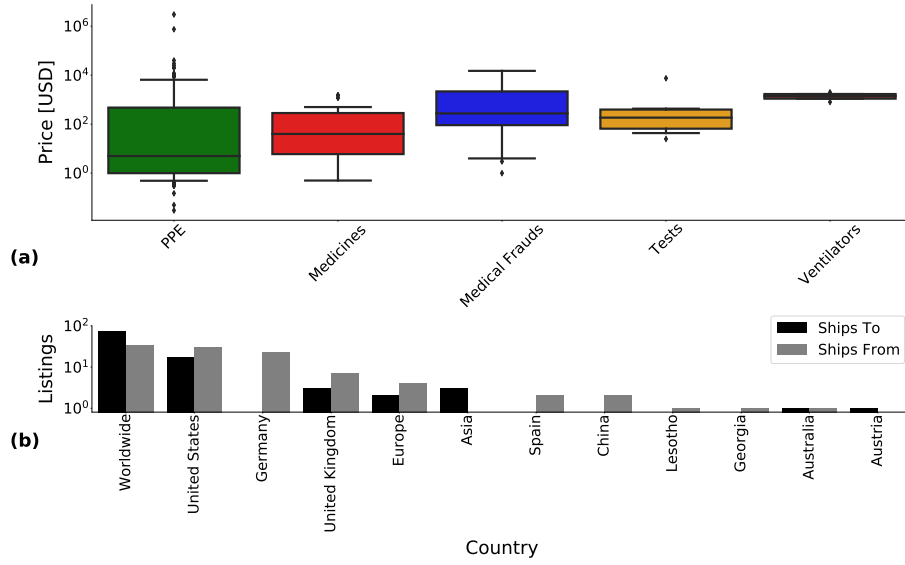


Figure 2: (a) Box plot of the distribution of listing prices for each COVID-19 category. The box ranges from the lower to the upper quartile, with the horizontal line indicating the median. The whiskers extend up to the 5th and 95th percentiles respectively. The dots represent outliers. (b) Shipping information in COVID-19 specific listings. Note that 408 (or 78.8%) of these listings did not provide any shipping information.

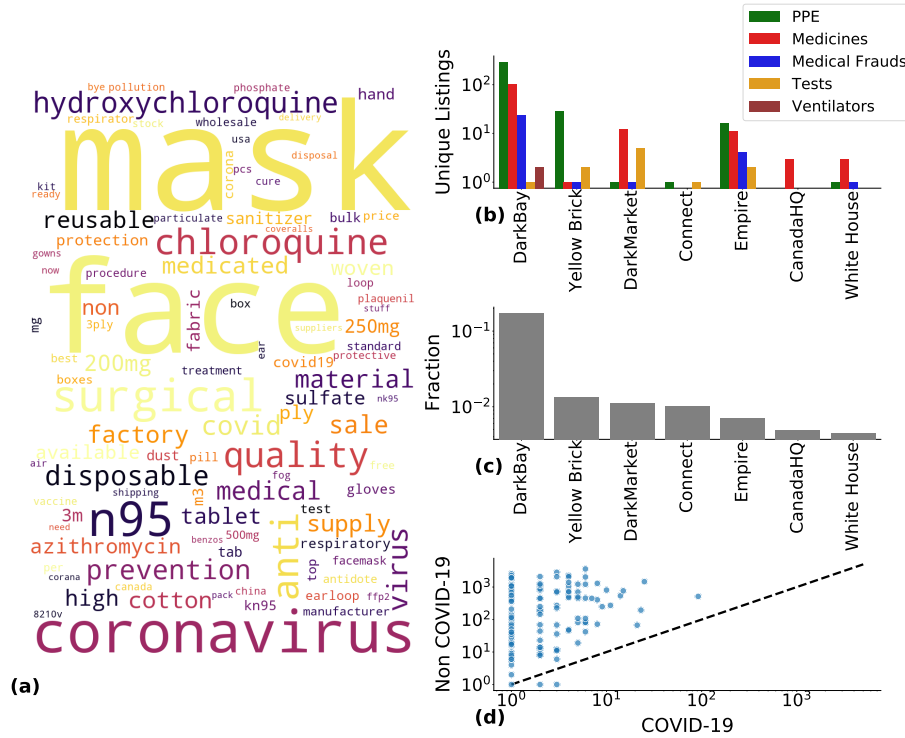


Figure 3: (a) Word cloud for “Listing title” in COVID-19 specific listings. (b) Category breakdown of COVID-19 specific listings in the specific marketplace that offered them. (c) Fraction of vendors selling at least one COVID-19 specific listing. (d) Vendor specialisation. Most vendors responsible for at least one COVID-19 specific listing also sell other listings, and in greater numbers.

vendors sold only one COVID-19 specific listing, while few of them sold more than ten different COVID-

19 specific listings. In Appendix D, we analysed the distribution of COVID-19 specific listings for each vendor. We found that it was heterogeneous according to a power-law with an exponent equal to -2.0 and 80% of the vendors had less than 5 listings, as shown in Figure 7. In DarkBay/DBay, more than 10% of the vendors were selling COVID-19 specific listings, while in Empire, The Canadian HeadQuarters, and White House this fraction was fewer than 1%. Finally, Figure 3(d) shows that essentially no vendors specialised on COVID-19 products, with only 6 vendors selling more COVID-19 specific listings than unrelated ones, 4 of which actually sold just one COVID-19 specific listing overall in our dataset.

Time evolution of DWM listings and public attention

The number of active unique listings evolved over time, as shown in Figure 4(a). The first COVID-19 specific listing in our dataset appeared on January 28, 2020, following the Wuhan lockdown.¹ In March 2020, lockdowns in many countries^{59,60} corresponded to an increase in the number of these listings, whose number kept increasing until May 2020. In June and July 2020, when worldwide quarantine restrictions started to ease,⁶¹ we observed a decreasing trend in the selected COVID-19 specific listings. Figure 4(b) shows the evolution of the total number of observed *PPE* and *medicines*, the two most available COVID-19 specific listings in our dataset (see Table 3). *PPE* followed a trend compatible with the overall observations shown in Figure 4(a), with a peak in May 2020 and a decrease afterwards, while COVID-19 *medicines* remained approximately stable from April 2020.

The time evolution of the listing prices followed a different pattern. We considered the median price and its 95% confidence interval of active COVID-19 specific listings in Figure 4(c), and of active *PPE* and *medicines*, in Figure 4(d). Initially, the only COVID-19 specific listings concerned *medicines* and specifically azithromycin, already sold on DWMs before the pandemic as an antibiotic. These listings were not observed in the first part of March. *Medicines* reappeared in DWMs the week after the President of the United States Donald Trump first mentioned chloroquine.⁶² Their median price was stable for the remaining time period under consideration. *PPE* listings appeared for the first time in March 2020. The median price of *PPE* was high for March and most of April, possibly due to speculation. Interestingly, at the end of April, a vendor named “optimus,” active on DarkBay, started selling large quantities of *PPE* at 1 USD, putting many online listings at the same time, thus drastically reducing the median price, which remained low until July. Overall, “optimus” had 91 *PPE* listings during the registered period.

We also considered tweets and Wikipedia page visits as proxies for public attention. We focused our analysis on the *PPE* category and on the three most present *medicines* in our dataset: hydroxychloroquine, chloroquine and azithromycin. Figure 5(a) shows that a first peak in public attention on *PPE* was reached in late January 2020 following the Wuhan lockdown¹ and a second peak in March 2020⁶³ when *PPE* listings started to appear in DWMs. The number of *PPE* listings reached their maximum in May 2020. After May, *PPE* listings steadily decreased along with public attention. It is worth noting that May also marked the end of the “first wave” of contagion in many European countries.⁶⁴ The last peak detected for the number of tweets in the beginning of July might be caused by the introduction of a new methodology to collect tweets in the freely available dataset we considered.²²

A similar relationship between mass media news, public attention, and DWMs was registered for the listings regarding the three considered *medicines*, as shown in Figures 5(b) and (d). Three peaks in public attention were detected after three declarations from President Trump about these *medicines*^{62,65,66} and the number of active *medicines* listings closely followed. However, a closer look reveals the different shapes of the Wikipedia page visits, tweets, and DWMs curves. Wikipedia saw a very high peak of page visits

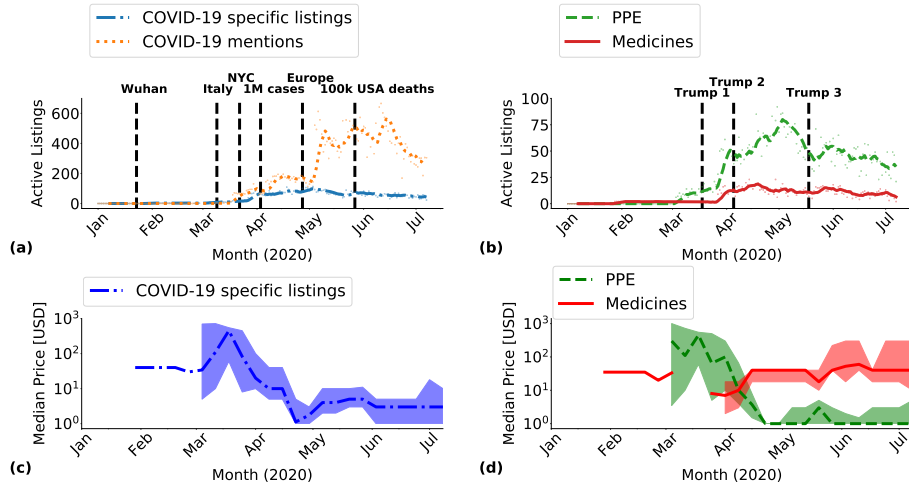


Figure 4: Longitudinal analysis of DWM activity. (a) Seven-days rolling average of active listings mentioning COVID-19 and COVID-19 specific listings. (b) Seven-days rolling average of the observed COVID-19 specific listings in the *medicines* and *PPE* categories. Dots represent daily observations. Black dashed vertical lines in panels (a) and (b) corresponded to significant COVID-19 world events, see Appendix C. (c) Seven-days median price with 95% confidence interval for COVID-19 specific listings. (d) Seven-days median price with 95% confidence interval for active COVID-19 specific listings in the *PPE* and *medicines* categories.

after the first declaration from President Trump,⁶² and smaller peaks in correspondence in the following declarations. Tweets instead saw peaks of attention of increasing height. DWM listings on the contrary were much steadier in time and with little variation in the number of active listings.

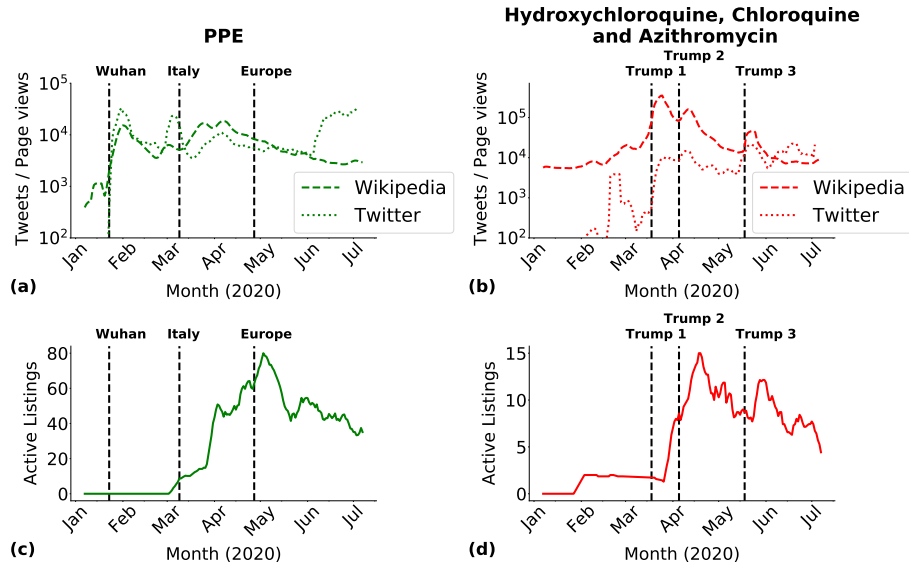


Figure 5: DWMs and public attention. (a)-(c) Seven-days rolling average of active listings selling *PPE*, together with the time evolution of the number of tweets referring to masks and of visits in the relative Wikipedia page visits. (b)-(d) Similar comparison as in panels (a)-(c) but considering active listings of hydroxychloroquine, chloroquine, and azithromycin. Black dashed vertical lines in panels (a) and (b) mark significant events related with COVID-19, see Appendix C. See Appendix D for panels (a) and (b) with a linear y-axis.

Impact of COVID-19 on other listings

We considered the indirect impact of COVID-19 on all the 23 DWMs in our dataset by looking at listings mentioning lockdown, using keywords “lockdown” or “quarantine,” delay, using “delay” or “shipping problem,” and sales, using “sale,” “discount,” or “special offer.” Examples of listings reporting these keywords are available in Appendix B.2.

Figure 6(a)-(b)-(c) shows the percentage of listing in time mentioning these themes, considering the full dataset. The percentage of all listings in the 23 DWMs mentioning lockdown never exceeded 1% and reached its maximum in late April only, when many lockdown measures were adopted,^{1,59,60} as illustrated in Figure. 6(a). Delay mentions reached their peaks in March, April, and May, after major COVID-19 events, such as lockdowns,^{59,60} one million worldwide cases,⁶⁷ and the situation in Europe starting to improve,⁶⁴ respectively, as shown in Figure 6(b). A similar pattern was visible for the percentage of all listings mentioning sales. In addition, we observed that sales had a first peak corresponding to the New Year, which is a common practice of many in-person legal shops, as displayed in Figure 6(c). Interestingly, despite observing that the increase in the percentage of all listings mentioning sales, delays, and lockdown followed major events related to the pandemic, not all of these listings also mentioned COVID-19. We further researched this by plotting which percentage of the relative listings also mentioned COVID-19 in Figure 6(d). The percentage of listings mentioning that the current sales were due to COVID-19 was less than 1%, while mentions of delays reached up to 40%. For lockdown it was 100%, as one can expect since lockdowns exist because of COVID-19. In the three selected cases, the percentages of listings mentioning COVID-19 increased in time, following the global awareness about the current pandemic.

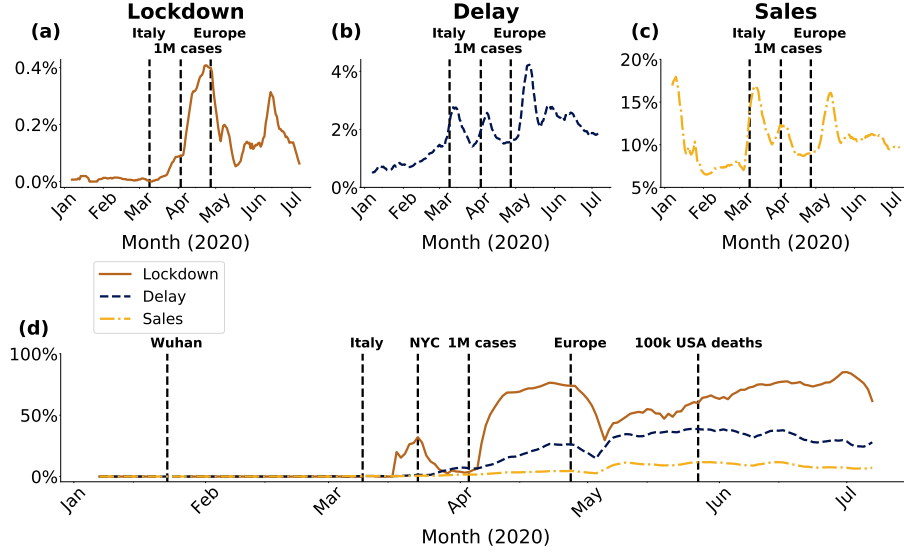


Figure 6: Percentage of all active listings mentioning the themes lockdown, delay and sales in panels (a), (b), (c), respectively. (d) Percentage of active listings in panels (a), (b), (c) that also mentioned COVID-19 in their listings. Black dashed vertical lines in panels (a), (b), and (c) corresponded to major COVID-19 events, see Appendix C.

Conclusion and discussion

In summary, we investigated the presence of listings related to COVID-19 in 23 DWMs, monitored over a six-month period in 2020. We considered COVID-19 *mentions* and COVID-19 specific listings, finding them in 12 and 7 DWMs, respectively. COVID-19 specific listings totaled 518 and represented less than 1% of our dataset. The majority of COVID-19 specific listings offered *PPE* (66.2%), followed by *medicines* (25.5%), *medical frauds* (6.0%), *tests* (1.9%), and *ventilators* (0.4%). Most COVID-19 specific listings did not report the quantity sold (92.3%) or shipping information (78.8%), and invited potential customers to communicate via email or messaging applications, like WhatsApp (77.8%). Direct communication fosters a trustworthy vendor-buyer relationship and may lay the ground for future tradings outside DWMs. However, they expose users to higher risks of being traced by law enforcement.⁶⁸

In our dataset, DarkBay/DBay is featured prominently among marketplaces offering COVID-19 specific listings. Ranking in the top 100 sites in the entire dark web,⁶⁹ DarkBay/DBay is regarded as the eBay of the dark web because it offers more listings categories than other DWMs.⁷⁰ It was also frequently accessible during the period of time monitored during this research, with an uptime of 86% during this period, higher from the 77% uptime of Empire, the largest marketplace at the time of writing⁷¹

Our work corroborates previous findings and expands on them in several ways. The most extensive report to date, to the best of our knowledge, examined the presence of COVID-19 specific listings in 20 DWMs on one single day (April 3, 2020).²⁴ Despite a small subset of overlapping marketplaces between that report and our study, (DarkBay/DBay, DarkMarket, Empire, White House, and Yellow Brick) we both assessed that COVID-19 specific listings constituted less than 1% of the total listings in the DWM ecosystem. These listings were mostly *PPE*, followed by *medicines* and they were found in only a few DWMs, while non COVID-19 specific listings were widespread.

An important novelty of the present study, compared to the existing literature, is the analysis of the temporal evolution of DWM behaviour and its relationship to public attention, as quantified through tweets and Wikipedia page visits. Following the Wuhan lockdown,¹ we observed a first peak in the public attention, and a corresponding emergence of the COVID-19 specific listings. A second peak in public attention occurred in March 2020, when quarantine measures were adopted by many European countries.^{59,60} Again, during the same period, the number of COVID-19 specific listings sharply increased. Finally, when worldwide quarantine began to ease⁶¹ in many countries, in June and July 2020, we registered a decrease in public attention and in available COVID-19 specific listings.

Listing prices correlated with both variations in public attention and individual choices of a few vendors. Median price experienced a sharp increase in March 2020, probably due to speculation, and then decreased in April due to the choice of a single vendor responsible for 91 listings, named “optimus.” The vendor sold a large quantity of *PPE* at 1 USD only, which constituted the 37% of active *PPE* listings in April 2020. Finally, we observed an increase in the percentage of all listings citing delays in shipping and sale offers, which peaked in March, April, and May 2020. Similar to a prior work that found Wikipedia page visits of a given drug to be a good predictor for its demand in DWMs,⁷² we provide further evidence that the DWM ecosystem is embedded in our society and behaves organically to social changes.⁷³ The DWM ecosystem swiftly reacted to the pandemic by offering goods in high demand, and even tried to fulfill desires through evident scams, for example by offering vaccines already in March 2020, when no tested vaccination existed.

Our research shares some limitations with previous studies, namely that not all active DWMs were

surveyed. For instance, we did not analyse 15 of the marketplaces explored in the previous report.²⁴ It must be noted, however, that the number of active marketplaces is constantly changing due to closures or new openings;¹⁹ and obtaining full coverage is challenging due to the active efforts of DMWs to obstruct research studies and law enforcement investigations, for example through the use of CAPTCHAs.

By revealing that DWMs listings of goods related to COVID-19 exist and that they are correlated with public attention, we highlight the need for a close monitoring of the online shadow economy in the future months. For example, we expect that initial delays in the availability of a cure and/or vaccine would dramatically increase public interest for the online shadow economy, posing concrete risks to public health. We plan to improve our analysis of DWM activity by increasing the number of monitored DWMs and conducting a more extensive analysis of the impact on the pandemic on overall DWM trade by considering changes in prices of non-COVID-19 specific listings, such as drugs, weapons or malware. We anticipate that our results and future work will help inform the efforts of public agencies focused on protecting consumer rights and health.⁷⁴

Competing interests

The authors declare that they have no competing interests.

Author's contributions

A.Ba., A.T. and A.G. conceived of the project. A.Ba. coordinated the project. All authors designed the research. M.A. and I.G. provided the data. A.Br., M.N., M.A. and I.G. preprocessed and analysed the data. All authors analysed the results. A.Br., M.N., and A.Ba. wrote the manuscript. All authors read and commented on the manuscript.

Acknowledgements

A.Br., M.N., A.T., A.G and A.Ba. were supported by ESRC as part of UK Research and Innovations rapid response to COVID-19, through grant ES/V00400X/1. M.A and D.M., acknowledge support from the U.S. National Science Foundation grant 1717062.

Correspondence

Correspondence and requests for materials should be addressed to
Andrea Baronchelli: Andrea.Baronchelli.1@city.ac.uk.

References

- [1] Derrick Bryson Taylor. A timeline of the coronavirus pandemic. <https://www.nytimes.com/article/coronavirus-timeline.html> Accessed August 2, 2020, 2020. The New York Times.

- [2] WHO. Coronavirus disease (COVID-2019) situation reports. <https://www.who.int/emergencies/diseases/novel-coronavirus-2019/situation-reports> Accessed August 2, 2020, 2020. World Health Organization.
- [3] Moritz UG Kraemer, Chia-Hung Yang, Bernardo Gutierrez, Chieh-Hsi Wu, Brennan Klein, David M Pigott, Louis Du Plessis, Nuno R Faria, Ruoran Li, William P Hanage, et al. The effect of human mobility and control measures on the COVID-19 epidemic in china. *Science*, 368(6490):493–497, 2020.
- [4] Nuno Fernandes. Economic effects of coronavirus outbreak (COVID-19) on the world economy. *Available at SSRN 3557504*, 2020.
- [5] Rabah Arezki and Ha Nguyen. 4 novel coronavirus hurts the middle east and north africa through many channels. *Economics in the Time of COVID-19*, page 53, 2020.
- [6] Markets energy. <https://www.bloomberg.com/energy> Accessed August 2, 2020, 2020. Bloomberg.
- [7] Abby Narishkin and Steve Cameron. Why toilet-paper demand spiked 845%, and how companies kept up with it. <https://www.businessinsider.com/why-toilet-paper-demand-spiked-845-how-companies-kept-up-2020-5?r=US&IR=T> Accessed August 2, 2020, 2020.
- [8] Anna Medaris Miller. The Wuhan coronavirus has led to a face mask shortage, with sellers now offering masks at up to \$7 apiece. <https://www.businessinsider.com/wuhan-coronavirus-mask-shortage-causing-price-increase-2020-1?IR=T> Accessed August 2, 2020, 2020. Business Insider.
- [9] Kazuki Sakuma. Woman reported to prosecutors for alcohol disinfectant at double price in japan. <https://mainichi.jp/english/articles/20200701/p2a/00m/0na/012000c> Accessed August 2, 2020, 2020. The Mainichi.
- [10] Rik Chakraborti and Gavin Roberts. Anti-price gouging laws, shortages, and covid-19: Big data insights from consumer searches.
- [11] GIATOC. CovidCrimeWatch: crime and contagion: the impact of a pandemic on organized crime. <https://globalinitiative.net/crime-contagion-impact-covid-crime/> Accessed August 2, 2020, 2020.
- [12] Europol and EMCDDA. EU drug markets impact of COVID-19. <https://www.europol.europa.eu/newsroom/news/eu-drug-markets-impact-of-covid-19> Accessed August 2, 2020, 2020.
- [13] Roger Dingledine, Nick Mathewson, and Paul Syverson. Tor: the second-generation onion router. Technical report, Naval Research Lab Washington DC, 2004.
- [14] Gwern. Darknet market mortality risks. <https://www.gwern.net/DNM-survival> Accessed August 2, 2020, 2019.
- [15] Satoshi Nakamoto. Bitcoin: a peer-to-peer electronic cash system. Technical report, Manubot, 2008.
- [16] Nicolas Christin. Traveling the Silk Road: a measurement analysis of a large anonymous online marketplace. In *Proceedings of the 22nd international conference on World Wide Web*, pages 213–224, 2013.

- [17] Gerard E. Lynch. United States of America : Vs. Ross William Ulbricht. <https://caselaw.findlaw.com/us-2nd-circuit/1862572.html> Accessed August 2, 2020, 2017. United States Court of Appeals.
- [18] Kyle Soska and Nicolas Christin. Measuring the longitudinal evolution of the online anonymous marketplace ecosystem. In *24th {USENIX} security symposium ({USENIX} security 15)*, pages 33–48, 2015.
- [19] Abeer ElBahrawy, Laura Alessandretti, Leonid Rusnac, Daniel Goldsmith, Alexander Teytelboym, and Andrea Baronchelli. Collective dynamics of dark web marketplaces. *arXiv:1911.09536*, 2019.
- [20] WHO. Coronavirus disease (covid-19) advice for the public: when and how to use masks. <https://www.who.int/emergencies/diseases/novel-coronavirus-2019/advice-for-public/when-and-how-to-use-masks> Accessed August 2, 2020, 2020. World Health Organization.
- [21] Coronavirus disease 2019 (covid-19): Emerging treatments. <https://bestpractice.bmj.com/topics/en-gb/3000168/emergingtxs> Accessed August 2, 2020, 2020.
- [22] Emily Chen, Kristina Lerman, and Emilio Ferrara. Tracking social media discourse about the COVID-19 pandemic: development of a public coronavirus Twitter data set. *JMIR Public Health and Surveillance*, 6(2):e19273, 2020.
- [23] Wikipedia. Wikimedia REST API. https://wikimedia.org/api/rest_v1/ Accessed August 2, 2020, 2020.
- [24] Roderic Broadhurst, Matthew Ball, and Chuxuan Jiang. Availability of COVID-19 related products on Tor darknet markets. *Australian Institute of Criminology*, April 2020.
- [25] John Markoff. *What the dormouse said: how the sixties counterculture shaped the personal computer industry*. Penguin, New York, USA, 2005.
- [26] Tim Berners-Lee, Robert Cailliau, Ari Luotonen, Henrik Frystyk Nielsen, and Arthur Secret. The world-wide web. *Communications of the ACM*, 37(8):76–82, 1994.
- [27] Mike Power. Drugs 2.0: the web revolution that’s changing how the world gets high. <https://www.theguardian.com/books/2013/may/12/drugs-web-revolution-power-review> Accessed August 2, 2020, 2013. The Guardian.
- [28] Kim Zetter. 8 suspects arrested in online drug market sting. <https://www.wired.com/2012/04/online-drug-market-takedown/> Accessed August 2, 2020, 2012. Wired.
- [29] Monica J Barratt. Discussing illicit drugs in public internet forums: visibility, stigma, and pseudonymity. In *Proceedings of the 5th International Conference on Communities and Technologies*, pages 159–168, 2011.
- [30] James Martin. *Drugs on the dark net: how cryptomarkets are transforming the global trade in illicit drugs*. Springer, London, UK, 2014.
- [31] Monica J Barratt, Jason A Ferris, and Adam R Winstock. Use of Silk Road, the online drug marketplace, in the United Kingdom, Australia and the United States. *Addiction*, 109(5):774–783, 2014.

- [32] James Martin. Lost on the Silk Road: online drug distribution and the cryptomarket. *Criminology & Criminal Justice*, 14(3):351–367, 2014.
- [33] Judith Aldridge and David Décary-Hétu. Not an Ebay for drugs: the cryptomarket Silk Road as a paradigm shifting criminal innovation. *Available at SSRN 2436643*, 2014.
- [34] Marie Claire Van Hout and Tim Bingham. Silk Road, the virtual drug marketplace: a single case study of user experiences. *International Journal of Drug Policy*, 24(5):385–391, 2013.
- [35] Marie Claire Van Hout and Tim Bingham. Responsible vendors, intelligent consumers: Silk Road, the online revolution in drug trading. *International Journal of Drug Policy*, 25(2):183–189, 2014.
- [36] Bassam Zantout, Ramzi Haraty, et al. I2p data communication system. In *Proceedings of ICN*, pages 401–409. Citeseer, 2011.
- [37] Frank Wehinger. The dark net: self-regulation dynamics of illegal online markets for identities and related services. In *2011 European Intelligence and Security Informatics Conference*, pages 209–213. IEEE, 2011.
- [38] Nicolas Christin. An eu-focused analysis of drug supply on the alphabay marketplace. *EMCDDA commissioned paper.*, 2017.
- [39] Ionut Ilascu. Dark webs wall street market and valhalla seized, six arrested. <https://www.bleepingcomputer.com/news/security/dark-web-s-wall-street-market-and-valhalla-seized-six-arrested/> Accessed August 2, 2020, 2019. Bleeping Computer.
- [40] Darknet takedown: authorities shutter online criminal market AlphaBay. <https://www.fbi.gov/news/stories/alphabay-takedown> Accessed August 2, 2020, 2017. FBI.
- [41] Grey market unsurprisingly exit scammed. <https://darknetlive.com/post/grey-market-unsurprisingly-exit-scammed/> Accessed August 2, 2020, 2019. DarknetLive.
- [42] Bitbazaar is exit scamming. <https://darknetlive.com/post/bitbazaar-is-exit-scamming/> Accessed August 2, 2020, 2019. DarknetLive.
- [43] Dread forum. <https://onion.live/site/dread-forum> Accessed via Tor browser August 2, 2020, 2020.
- [44] Kyle Porter. Analyzing the darknetmarkets subreddit for evolutions of tools and trends using lda topic modeling. *Digital Investigation*, 26:S87 – S97, 2018.
- [45] Onion.live. <https://onion.live/page/about> Accessed via Tor browser August 2, 2020, 2020.
- [46] Darknetlive. <https://darknetlive.com/> Accessed August 2, 2020, 2020.
- [47] Dark.fail. <https://dark.fail/> Accessed August 2, 2020, 2020.
- [48] Dnstats. <https://dnstats.net/> Accessed August 2, 2020, 2020.
- [49] Anthony Cuthbertson. Coronavirus: dark web market bans drug dealers selling fake covid-19 vaccines. <https://www.independent.co.uk/life-style/gadgets-and-tech/news/coronavirus-vaccine-cure-dark-web-drugs-market-covid-19-a9442671.html> Accessed August 2, 2020, 2020. Independent.

- [50] Gwern. Updated: list of dark net markets (tor & i2p). <https://www.gwern.net/docs/sr/2019-04-22-deepdotweb-dnmlist.html> Accessed August 2, 2020, 2020.
- [51] Dark net markets comparison chart. <https://www.darknetstats.com/dark-net-markets-comparison-chart/> Accessed August 2, 2020, 2020.
- [52] Matthew Ball, Roderic Broadhurst, Alexander Niven, and Harshit Trivedi. Data capture and analysis of darknet markets. *Available at SSRN 3344936*, 2019.
- [53] Andres Baravalle, Mauro Sanchez Lopez, and Sin Wee Lee. Mining the dark web: drugs and fake ids. In *2016 IEEE 16th International Conference on Data Mining Workshops (ICDMW)*, pages 350–356. IEEE, 2016.
- [54] Alessandro Celestini, Gianluigi Me, and Mara Mignone. Tor marketplaces exploratory data analysis: the drugs case. In *International Conference on Global Security, Safety, and Sustainability*, pages 218–229. Springer, 2017.
- [55] Darren R Hayes, Francesco Cappa, and James Cardon. A framework for more effective dark web marketplace investigations. *Information*, 9(8):186, 2018.
- [56] D Décary-Hétu and J Aldridge. Datacrypto: the dark net crawler and scraper. *Software Program*, 2013.
- [57] X-byte enterprise crawling. <https://www.xbyte.io/dark-deep-web-data-scraping.php> Accessed August 2, 2020, 2020.
- [58] Flashpoint Intelligence. <https://www.flashpoint-intel.com/> Accessed August 2, 2020, 2020.
- [59] Jason Horowitz and Emma Bubola. On day 1 of lockdown, italian officials urge citizens to abide by rules. <https://www.nytimes.com/2020/03/08/world/europe/italy-coronavirus-quarantine.html> Accessed August 2, 2020, 2020. The New York Times.
- [60] Mark Landler and Stephen Castle. Britain locks down to stem the coronavirus. more or less. <https://www.nytimes.com/2020/03/24/world/europe/britain-coronavirus-lockdown.html> Accessed August 2, 2020, 2020. The New York Times.
- [61] Marc Santora. The world reopens, despite skyrocketing coronavirus cases. <https://www.nytimes.com/2020/06/09/world/coronavirus-reopenings.html> Accessed August 2, 2020, 2020. The New York Times.
- [62] Remarks by president trump, vice president pence, and members of the coronavirus task force in press briefing. <https://www.whitehouse.gov/briefings-statements/remarks-president-trump-vice-president-pence-members-coronavirus-task-force-press-briefing-6/> Accessed August 2, 2020, 2020. White House.
- [63] Riccardo Gallotti, Francesco Valle, Nicola Castaldo, Pierluigi Sacco, and Manlio De Domenico. Assessing the risks of “infodemics” in response to COVID-19 epidemics. *arXiv:2004.03997*, 2020.
- [64] Covid-19: Europe sees hope in decline in new infections. <https://www.aa.com.tr/en/europe/covid-19-europe-sees-hope-in-decline-in-new-infections/1817159> Accessed August 2, 2020, 2020. AA.

- [65] Ignoring expert opinion, trump again promotes use of hydroxychloroquine. <https://www.nytimes.com/2020/04/05/us/politics/trump-hydroxychloroquine-coronavirus.html> Accessed August 2, 2020, 2020. The New York Times.
- [66] Trump is taking hydroxychloroquine, white house confirms. <https://www.theguardian.com/us-news/2020/may/19/trump-hydroxychloroquine-covid-19-white-house> Accessed August 2, 2020, 2020. Guardian.
- [67] Coronavirus: confirmed global cases pass one million. <https://www.bbc.co.uk/news/world-52144390> Accessed August 2, 2020, 2020. BBC.
- [68] Chinmayi Arun. On whatsapp, rumours, and lynchings. *Economic & Political Weekly*, 54(6):30–35, 2019.
- [69] Onion.live: Darkbay’s trust report. <https://onion.live/reports/2005451?page=1> Accessed via Tor browser August 2, 2020, 2020.
- [70] Dnstats: Darkbay. <https://dnstats.net/site/darkbay> Accessed August 2, 2020, 2020.
- [71] Comparison uptime dark markets. <https://dnstats.net/markets/1> Accessed August 2, 2020, 2020.
- [72] Sam Miller, Abeer El-Bahrawy, Martin Dittus, Mark Graham, and Joss Wright. Predicting drug demand with wikipedia views: evidence from darknet markets. In *Proceedings of The Web Conference 2020*, pages 2669–2675, 2020.
- [73] Angus Bancroft. *The darknet and smarter crime: methods for investigating criminal entrepreneurs and the illicit drug economy*. Springer Nature, Cham, Switzerland, 2019.
- [74] Emcdda special report: Covid-19 and drugs drug supply via darknet markets. https://www.emcdda.europa.eu/publications/ad-hoc/covid-19-and-drugs-drug-supply-via-darknet-markets_en Accessed August 2, 2020, 2020. European Monitoring Centre for Drugs and Drug Addiction (EMCDDA).
- [75] Duckling open-source library. <https://github.com/facebook/duckling> Accessed August 2, 2020, 2018.
- [76] Cryptocompare api. <https://min-api.cryptocompare.com/> Accessed August 2, 2020, 2020.
- [77] Foreign exchange rates api with currency conversion. <https://exchangeratesapi.io> Accessed August 2, 2020, 2019.
- [78] New york has 5% of covid-19 cases worldwide as city becomes battlefield. <https://www.theguardian.com/world/2020/mar/22/new-york-coronavirus-cases-worldwide-covid19> Accessed August 2, 2020, 2020. Guardian.
- [79] United states coronavirus (covid-19) death toll surpasses 100,000. <https://www.cdc.gov/media/releases/2020/s0528-coronavirus-death-toll.html> Accessed August 2, 2020, 2020. CDC.

The COVID-19 online shadow economy

Contents

A Data pre-processing 20

B Examples of listings related with COVID-19 in dark web marketplaces 21

 B.1 COVID-19 specific listings 21

 B.2 COVID-19 mentions 22

C Timeline of the COVID-19 pandemic 22

D Supplementary material 23

A Data pre-processing

In the following, we describe the DWMs dataset in more details, by focusing on how listings were stored and how we formed the COVID-19 categories in table 1, that is, *PPE*, *medicines*, *medical frauds*, *tests*, *ventilators*, and COVID-19 *mentions*.

Table 4: Selected attributes of the listings under consideration along with a brief explanation of their respective purposes.

Attribute of a listing	Explanation
“Listing body”	Description of the listing as it appears in the DWM
“Listing title”	Title of the listing as it appears in the DWM
“Marketplace name”	Name of the DWM
“Shipping information”	Where the listing is declared to ship from and to
“Time”	When the listing is observed
“Quantity”	Quantity of the listing sold
“Price”	Price of listing
“Vendor”	Unique identifier of the vendor

The listings appearing on the DWMs were crawled and stored according to selected attributes. While a brief explanation of these attributes is already presented in table 4, here we focus on those attributes which involved some pre-processing before the analysis, that is, “Shipping information,” “Quantity,” and “Price.” The “Shipping information” attribute was initially stored considering what the vendor declared. Then, it was standardised among vendors to correct any misspellings, using the standard python library *pycountry*. Vendors may declare a specific country, like United States, a continent, like Europe, or the entire world, which we standardise here as worldwide. The “Quantity” attribute was instead retrieved from the title of the listing using Facebook open-source library *Duckling*,⁷⁵ then it was manually checked and corrected during an annotation process. The “Price” attribute on DWMs was displayed in the listings in various currencies, such as cryptocurrencies and fiat currencies. In order to standardise and properly compare listing prices, we converted prices to USD at the daily conversion rate. Rates were taken from Cryptocompare⁷⁶ for cryptocurrencies, and from the European Central Bank⁷⁷ for fiat currencies.

The attributes “Listing body” and “Listing title” in table 4, representing the title and description of the listings, were used to select the COVID-19 categories in table 1. To this end, we prepared two sets of keywords as shown in T table 5. Every selected COVID-19 listing contained either a word in the “Listing body” that matched one keyword in the first set or a word in the “Listing title” that matched one keyword in the second set. The rationale behind this choice was that the listing title was usually more precise on the product sold, whereas the body might contain promotions of other items the vendor was selling in other listings. At the same time, the vendor might mention COVID-19 in the body for various reasons, which we analysed in the main text. In order to classify listings in either COVID-19 specific listings (that is, *PPE*, *medicines*, *medical frauds*, *tests*, *ventilators*) or COVID-19 *mentions*, we ran a regex query in google *bigquery*. We remark that the chosen method returned words containing a string equal to one of our keywords. For instance, with the keyword chloroquin, we detected also chloroquine and hydroxychloroquine. After this automatic filtering step, we manually checked the selected COVID-19 related listings to further improve the accuracy of our sample. In order to minimize human error, at least two authors of the present manuscript checked each of these listings. A limitation of our approach was that keywords considered were in English. Therefore, even if drug names such as chloroquine were

common to many languages and we detected some listings in a non-English language, our sample of COVID-19 related listings was biased toward the English language.

Table 5: Keywords used to sample COVID-19 specific listings from the DWMs in table 2.

First set of keywords checked against the words included in the attribute “Listing body” in table 4
corona virus, coronavirus, covid, covid-19, covid19
Second set of keywords checked against the words included in the attribute “Listing title” in table 4
anakinra, antidote, antiviral, azithromycin, baloxavir, baricitinib, bemcentinib, chloroquin, corona virus, coronavirus, covid, covid-19, covid19, darunavir, dexamethason, diagnosis, diagnostic, favipiravir, ganciclovir, glove, gown, lopinavir, marboxil, mask, n95, n99, oseltamivir, prevention, remdesivir, repurposed, ribavirin, ritonavir, sanitiser, sanitizer, sarilumab, siltuximab, surgical, thermo scanner, thermo-scanner, thermometer, thermoscanner, tocilizumab, umifenovir, vaccine, ventilator

While each listing had an associated url to determine its uniqueness, which allowed us to track listing over time, vendors receiving bad reviews sometimes put identical copies of the same listing online. To overcome this issue and correctly count the number of listings, we determined a listing as unique if it had the combination of “Listing body,” “Listing title,” “Marketplace name,” and “Vendor” different than any other listings. For instance, if two listings had the same title and body but were sold in two different marketplaces, we considered them as two different listings. Also, we considered at most one observation for each unique listing per day. The total number of unique listings and observations of these listings in each DWM is available in table 2.

B Examples of listings related with COVID-19 in dark web marketplaces

Here, we present detailed examples of the selected listings. We consider both COVID-19 specific listings and COVID-19 *mentions*.

B.1 COVID-19 specific listings

The most popular category of COVID-19 specific listings was *PPE*, which included mainly face masks. We detected that 91% of listings did not specify the amount of masks sold. Within those who declared the amount sold, we found listings selling small quantities of masks, like “KN95 Face Mask for Corona Virus box of 50” priced at 50 USD, while others proposed wholesale deals, as in “AFFORDABLE 20 BOXES OF SURGICAL FACE MASK (WHOLESALE PRICE)” in which 5000 masks were available at 2,000 USD.

The second most popular COVID-19 category was *medicines*, composed mostly by chloroquine, hydroxychloroquine, and azithromycin. Like *PPE*, 84% of the times vendors did not specify the quantity sold. When they did, it usually was for wholesale deals, as in “9000 tabs hydroxychloroquine 200mg (USA AND CANADA ONLY)” where 9,000 tabs were sold for 1,194 USD. The smallest quantity we detected was 50 pills “chloroquine 50pills for 250\$,” sold at 250 USD. We also noticed that vendors often specified the size of the pill, being it 200mg, 250mg, or 500mg. The azithromycin was usually sold together with hydroxychloroquine as a prescription against COVID-19. One example of it was “hydrox-

ychloroquine sulfate 200mg and azithromycin 250mg,” where an unknown quantity of these drugs was sold for 40 USD.

In the COVID-19 category of *medical frauds*, the most prominent listings were vaccines. Despite at the moment of writing of this manuscript (July 2020), vaccines are far from being actually developed, they were sold in DWMs since March 2020. These listings included both low price vaccines like “complete order free shipment COVID19 VACCINE,” sold at just 200 USD, or high price one like “Covid-19 Vaccine. Lets keep it low key for now,” priced at 15,000 USD. In addition, among the listings in the *medical frauds* category, one could find potentially dangerous illicit drug mixes with claimed curative power against COVID-19, like “Protect yourself from the corona virus:” a marijuana based drug mix supposedly helpful in recovery from coronavirus infection. Other *medical frauds* included a 300 USD “CORONAVIRUS DETECTOR DEVICE, SAVE LIVES NOW” or a 1,000 USD “Buy CORONAVIRUS THERMO METER.”

Tests for COVID-19 were also moderately present in DWMs during the pandemic. We detected listings in the *tests* category both at low quantities, such as, “25 pcs COVID-19 (coronavirus) quick test,” sold for 430 USD, or at very large one, like “Corona Virus Test / Covid-19 Test Kits (5000Pcs),” for a price of 7,500 USD.

The two listings in the *ventilator* category were ICU ventilators. They were advertising fundamental hospital instrument, such as, “ICU Respiratory Ventilators , Emergency Room Vents” sold at 800 USD or “BiPAP oxygen concentrator ventilato Amid Covid-19” for 2,000 USD.

B.2 COVID-19 mentions

We describe three examples of listings in the COVID-19 *mentions* category. The listing with title “Best Organic Virginia Bright Tobacco Premium quality 600g” refers to the lockdown in its body as “unfortunately we have to respect coronavirus lockdowns, in order to ensure as much security as possible, we had to choose one type of shipping that is unfortunately much more expensive while lockdowns last.” Another listing with title “(Out of Stock! Lower Price for Pre-orders Only) Testosterone Enanthate 250mg/ml - 10ml - Buy 4 Get 1,” mentions in the body that they “are currently out of stock of this product due to our oil suppliers not being able to get their raw powders shipped to them because of the Coronavirus” and they “have lowered the price a little to help make up for this delay.” A third listing mention a sale directly in the title “COVID-19 SPECIAL OFFER 1GR CROWN BOLIVIAN COCAINE 90% 65,” and link the discount with the distress caused by the pandemic.

C Timeline of the COVID-19 pandemic

In this Section we aim at providing a summary of the main events related to the pandemic, focusing on the ones cited in the main text and listed in table 6. This is by no means a complete summary of the COVID-19 pandemic timeline.

The first event to gain international attention and make the public aware of the coronavirus was the decision from China to lockdown the city of Wuhan, first epicenter of the pandemic, on the January 23 2020.¹ The virus then found its way to Europe, where the first country to be heavily hit by the pandemic was Italy. The Italian government decided to lockdown the entire country on March 9 2020.⁵⁹ The virus rapidly spread in Europe and internationally, with cases appearing more and more in the

United States, leading USA’s President Donald Trump to first take a stance on the possibility of using chloroquine to cure individuals infected from COVID on the March 18 2020.⁶² The epidemic started to heavily hit the United States, with New York City declaring the lockdown on March 22 2020,⁷⁸ and the cases were surging almost everywhere in the world: 70 days after the lockdown of Wuhan, the worldwide count of infections had already surpassed 1 Million cases⁶⁷ on April 3 2020. At that point, President Trump explicitly promoted the use of hydroxychloroquine on April 5 2020, before any official medical trial ended.⁶⁵ In April the situation started to become asymmetric. In Europe, thanks to the many policies in place, the COVID-19 became less threatening⁶⁴ and lockdowns started to be eased. USA and other countries were instead seeing a rise in cases. President Trump declared he was now taking Hydroxychloroquine preventively against COVID-19 on May 18 2020 and the USA were the first to register 100,000 deaths on May 27 2020. During June 2020, Europe has maintained COVID-19 under control, while the USA is having a second wave in cases related with COVID-19.

Table 6: Significant COVID-19 events. We defined an acronym for each event and reported it in the main text plots. Please note that this list does not intend to be exhaustive or to establish a ranking between events.

Date	Event	Acronym
2020-1-23	Wuhan Lockdown ¹	Wuhan
2020-3-9	Italy Lockdown ⁵⁹	Italy
2020-3-18	USA’s President Trump first refers to chloroquine ⁶²	Trump 1
2020-3-22	New York City Lockdown ⁷⁸	NYC
2020-4-3	1M COVID-19 cases worldwide ⁶⁷	1M cases
2020-4-5	USA’s President Trump promotes the use of chloroquine and hydroxychloroquine against COVID-19 ⁶⁵	Trump 2
2020-4-24	COVID-19 cases in Europe are beginning to slow down ⁶⁴	Europe
2020-5-18	USA’s President Trump declares he is taking hydroxychloroquine preventively against COVID-19 ⁶⁶	Trump 3
2020-5-27	100k COVID-19 deaths in the USA ⁷⁹	100k USA deaths

D Supplementary material

In this Section we provide additional material that support our main findings. In table 7 we provide more details on the 23 dark web marketplaces considered in our study. In particular we indicate the main specialization of the markets, i.e., the main category of products sold. If it is “Mixed”, it means that the marketplace is not specialised in any particular category of goods. In the description we instead put information on the markets, with more details where available. All this information has been researched and compiled by the authors, with particular help given by Flashpoint Intelligence.⁵⁸

In table 8 we provide a table reporting the different COVID-19 related medicines which were found in the listings. The medicines were selected as they have been found or claimed to be effective against COVID-19.²¹ The number of listings related to each medicine is also reported, noting that some listings sell more than one medicine (e.g. listings selling both hydroxychloroquine and azithromycin).

In figure 7 we plot the distribution of listings per vendor in log-log plot, showing a clear power-law shape with exponent -2.0. In the inset of figure 7, we show the histogram using linear spacing, through which we understand that most vendors sold very few COVID-19 specific listings, while few vendors going as high as 91 different listings. We noted that 80% of the vendors had indeed less or equal than 5 listings.

In order to complement figure 5(a) and (b) in the main text and properly show the peaks of Wikipedia page visits and tweets, we create figure 8. The new representation of figure 5 does not modify the claims made in the main text and how major event related with COVID-19 impacted public attention.

Table 7: List of all dark web marketplaces, together with their specialization and a brief description.

DWM	Specialization	Description
Black Market Guns	Weapons	Weapons Marketplace, now exit scammed according to onion.live ⁴⁵
CanadaHQ	Mixed	Multivendor cryptocurrency marketplace
Cannabay	Drugs	Russian language drug marketplace focusing on cannabis
Cannazon	Drugs (Cannabis)	Drug marketplace for cannabis products only
Connect	Mixed	A social network that hosts a marketplace for the sale of illicit goods
DarkBay/DBay	Mixed	Multivendor cryptocurrency marketplace selling digital goods, drugs, and services
Dark Market	Mixed	Multivendor cryptocurrency marketplace selling digital goods, drugs, and services
Darkseid	Weapons	Weapons marketplace
ElHerbolario	Drugs	Single-vendor shop, selling just 3 products, primarily leaning towards Cannabis
Empire	Mixed	Alphabay-style marketplace with BTC, LTC, XMR, MultiSig, and PGP 2FA
Genesis	Digital goods	Marketplace selling digital identities for account takeover activities
Hydra	Drugs	Russian language drug marketplace
MEGA Darknet	Mixed	Russian language marketplace
Plati.Market	Digital goods	digital goods marketplace
Rocketr	Digital goods	Marketplace for the sale of illicit digital goods
Selly	Digital goods	Marketplace for the sale of illicit digital goods
Shoppy.gg	Digital goods	Marketplace for the sale of illicit digital goods
Skimmer Device	Skimmer devices	Marketplace selling skimmer devices
Tor Market	Drugs	Drug-focused marketplace focused on supplying the drug marketplace in New Zealand
Venus Anonymous	Mixed	Multivendor marketplace selling digital goods and drugs
White House	Mixed	Multivendor cryptocurrency marketplace
Willhaben	Mixed	German language marketplace for the sale of illicit goods
Yellow Brick	Mixed	Multivendor cryptocurrency marketplace

Table 8: COVID-19 related medicines appearing in the listings, together with a brief description and the number of listings related to that drug.

Medicine	Description	Listings
Chloroquine	Malaria medication	59
Hydroxychloroquine	Malaria medication	56
Azithromycin	Antibiotic often paired with hydroxychloroquine	30
Favipiravir	Antiviral medication used to treat influenza	5
Remdesivir	Antiviral medication	3
Lopiravir	Antiviral medication used to treat HIV	1

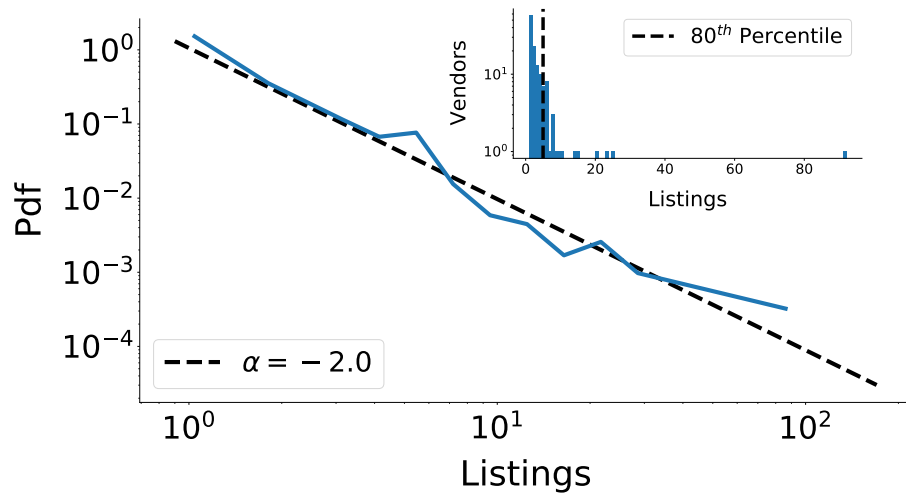


Figure 7: Probability distribution function (Pdf) for the number of listings per vendor. The power law fit results in an exponent of -2.0. In inset, the histogram of the number of listings per vendor, with a vertical line showing the 80th percentile.

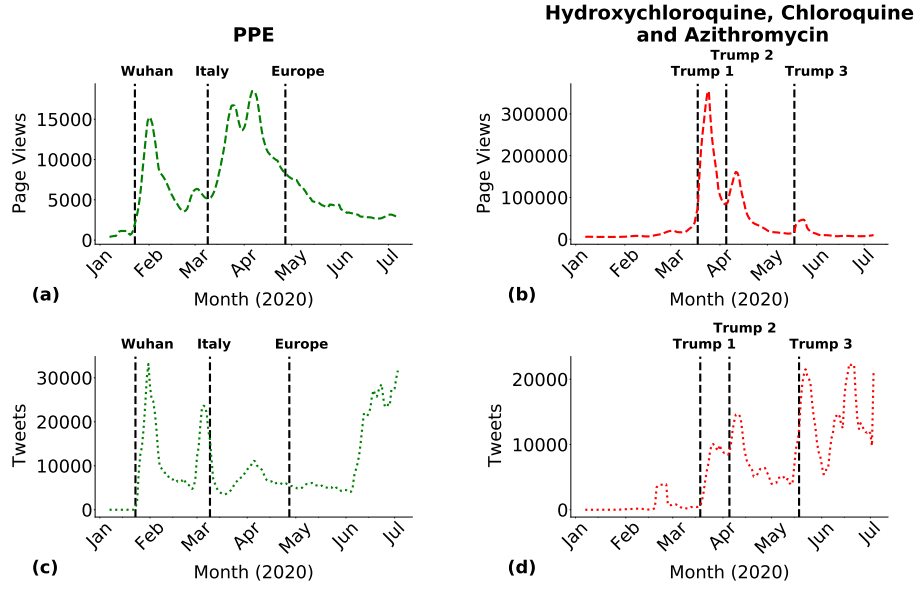


Figure 8: Wikipedia page visits for pages relative to (a) *PPE*, (b) hydroxychloroquine, chloroquine and azithromycin. Number of tweets mentioning (c) *PPE*, (d) hydroxychloroquine, chloroquine and azithromycin. Panels (a) and (b) corresponds to figure 5(a) in the main text, while panels (c) and (d) to figure 5(b). The main difference between these panels and figure 5(a) and (b) is the linear scale on y axis.