

Resilient Monitoring in Heterogeneous Multi-robot Systems through Network Reconfiguration

Ragesh K. Ramachandran¹, Pietro Pierpaoli², Magnus Egerstedt² and Gaurav S. Sukhatme¹

Abstract—We propose a framework for resilience in a networked heterogeneous multi-robot team subject to resource failures. Each robot in the team is equipped with resources that it shares with its neighbors. Additionally, each robot in the team executes a task, whose performance depends on the resources to which it has access. When a resource on a particular robot becomes unavailable (*e.g.*, a camera ceases to function), the team optimally reconfigures its communication network so that the robots affected by the failure can continue their tasks. We focus on a monitoring task, where robots individually estimate the state of an exogenous process. We encode the end-to-end effect of a robot’s resource loss on the monitoring performance of the team by defining a new stronger notion of observability – *one-hop observability*. By abstracting the impact that low-level individual resources have on the task performance through the notion of one-hop observability, our framework leads to the principled reconfiguration of information flow in the team to effectively replace the lost resource on one robot with information from another, as long as certain conditions are met. Network reconfiguration is converted to the problem of selecting edges to be modified in the system’s communication graph after a resource failure has occurred. A controller based on finite-time convergence control barrier functions drives each robot to a spatial location that enable the communication links of the modified graph. We validate the effectiveness of our framework by deploying it on a team of differential-drive robots estimating the position of a group of quadrotors.

Index Terms—Multi-Robot Systems

I. INTRODUCTION

ADVANCEMENTS in embedded systems resulting in cheap and reliable computing devices, efficient actuators and sensors, and commodity networking have paved the way toward the development of multi-robot teams conceived for varied tasks such as reconnaissance [1], environment monitoring [2], and target tracking [3].

The problem of designing a multi-robot team to achieve a given task is ill-posed. Even with some constraints in place (*e.g.*, number of robots, capabilities available on each robot, cost, *etc.*) many degrees of freedom remain open to the designer. A choice that simplifies the design space considerably is to compose a team of homogeneous robots. Alternatively, a heterogeneous multi-robot team composed of *specialized* robots each with a different set of sensing, actuation, communication and computational capabilities, holds the promise of reducing unnecessary redundancies (and therefore, potentially

cost). For example, if a team of robots is designed for a construction task, equipping every robot in the team with all the capabilities required for the task is impossible or prohibitively expensive. It has been noted that certain group level tasks can be accomplished by a heterogeneous multi-robot team where their expensive homogeneous counterparts fail [4]. At the same time, the challenges associated with the design of heterogeneous multi-robot systems are formidable [5]–[8]. These include but are not restricted to: distributing capabilities among the team members [9], efficiently decomposing the overall task into subtasks and assigning them to the robots in the team according to their capabilities [10], developing languages and associated symbols for lucid communication among robots with distinct capabilities [11], designing strategies to mitigate the effect of robot resource failures towards team task performance [12].

We focus on one question arising in heterogeneous team design – *how can robots in a heterogeneous team work together by sharing resources, in order to be resilient as a team to failures of individual components?* For example, when a particular sensor on a robot fails (*e.g.*, a high resolution camera malfunctions on a robot that flies at high altitude), it may be able to rely on measurements made by a teammate nearby (*e.g.*, perhaps one that has a lower resolution camera but flies at a lower altitude). In the heterogeneous setting, when a fault occurs, appropriate techniques must be in place to reconfigure the underlying interaction network between the robots or redistribute roles so that each robot has access to the resources it needs within the set of robots it can communicate with. Importantly, it is the objective of the sub-task assigned to the robot experiencing the failure that dictates the resource the failed robot needs to access from its neighbors. We note that in a homogeneous setting, any teammate will have the same sensing capabilities as the stricken robot. While this does not make the problem of resource sharing trivial (some robots will have the right vantage point so their data can be meaningfully used by the stricken robot, while others will not) it does simplify matters significantly.

This paper formalizes the intuitive notion of using a heterogeneous set of robots to construct a resilient team that can reconfigure its communication network to continue performing its overall task. We consider a specific multi-robot task – collectively monitoring an exogenous process of interest. For example, the team may be tasked with monitoring the motion of targets of interest within a geospatial fence. The exogenous process is the ensemble of target positions each evolving as a function of time. Each robot in the team is equipped with sensors and the exogenous process is assumed to be collectively observable by the team. For example, one robot on the team may have a high resolution camera, inertial

¹Department of Computer Science, University of Southern California, Los Angeles, CA 90089, USA (email: {rageshku, gaurav}@usc.edu).

²School of Electrical and Computer Engineering, Georgia Institute of Technology, Atlanta, GA, 30332 USA (email: {pietro, magnus}@gatech.edu).

This work was supported in part by the Army Research Laboratory as part of the Distributed and Collaborative Intelligent Systems and Technology (DCIST) Collaborative Research Alliance (CRA).

sensing and a significant amount of local processing allowing it to jointly estimate its pose and the poses of any targets it detects within the prescribed fence with high accuracy. Another robot may have a low resolution camera, inertial sensing and minimal local processing allowing it to jointly estimate its poses and the poses of targets within a smaller area and with lower accuracy. We think of the problem in the following terms. Each robot in the team is entrusted with the subtask of estimating the state of the process of interest using resources available within its immediate communication neighborhood (*e.g.*, a robot can share its sensor data within its communication neighborhood). Our approach is to enforce a strong observability condition on each robot which we call *one-hop observability* (OHO). We say that a robot is one-hop observable if the subsystem consisting of the robot and its immediate neighbors is observable. In order to guarantee post-failure OHO, we propose an algorithm built on a *mixed integer semi-definite program* (MISDP) which optimizes a team task performance metric based on OHO to generate the new communication graph for team in response to a failure. Specifically, our MISDP minimizes the average over the trace of the inverse of the robots one-hop observability Gramians.

The overarching idea presented here is to formalize the notion of resilience by exploiting the heterogeneity of the team with regard to the monitoring task executed by the robots in the team. The notion of one-hop observability provides a means to quantify the impact of each sensor in the multi-robot team towards the monitoring task performance. The one-hop observability notion allows the stricken robot to rely on a different sensor on a neighboring robot (or a combination of different sensors) to compensate for the performance loss caused due to the sensor failure.

The methodology described here is a two-step strategy. In response to a resource failure, our method first updates the communication network the robots use to share resources, such that the team is guaranteed to attain monitoring task performance commensurate with the available resources. Following this, the robots execute a controller based on finite-time convergence control barrier functions designed to drive them to a spatial configuration that results in the desired new communication links being formed.

Although in this article (an earlier version appears in [12]) we restrict our attention to the monitoring task, in the future, we plan to extend the ideas discussed here to other multi-robot tasks where the task performance metric can be expressed as a function of the multi-robot team's resource distribution. This article makes the following contributions:

- We formally pose the problem of resilience in a heterogeneous robot team engaged in monitoring an exogenous process through inter-robot sensor sharing.
- We introduce a new strong notion of observability - *one-hop observability* - and exploit a metric based on this notion to drive network reconfiguration in response to sensor failure.
- We propose an algorithm to generate and assemble a communication graph that maximizes the post-failure performance of each robot, by guaranteeing one-hop observability.

II. RELATED WORK

Inspired by the notions of biodiversity [13] and role-specialization [14] typical of biological ecosystems, attempts have been made to formally quantify heterogeneity in robotic systems. For instance, [7], [15], [16] explore metrics to measure heterogeneity through the notion of entropy. While, these works consider heterogeneity as a measure of *diversity*, our focus is on the impact this diversity has on the *performance* of the team in executing a certain task, particularly how to leverage it for resilience.

The advantage of heterogeneity in multi-robot systems is the possibility of being able to guarantee a desired level of performance by distributing tasks to role-specialized agents, thus avoiding unnecessary overly skilled robots. The sharing of resources between robots makes it possible to create sub-teams of interacting individuals, whose collective capabilities could not be achieved by a single robot [17], [18]. However, the assignment problems (*e.g.*, what and with whom a resource must be shared) are combinatorial and computationally challenging. Additionally, the application of standard optimization-based techniques is challenged by the lack of computationally amenable representations for the mapping between robots' resources and the reward attainable from their assignment to a task. In order to alleviate these challenges, it is possible to consider macroscopic models of heterogeneity that describe resources across a team as continuous distributions [19], [20]. For example, in [21] heterogeneous robots are assigned to tasks by designing a stochastic transition process over the different tasks such that the sum of resources over each task meets a certain demand. A similar formulation for the resource-to-task assignment is considered in [22] where different robots are selected from species that accommodate stochastic variations across the resources of their individuals. Alternatively, it is possible to consider a representation of the heterogeneity in a team of robots by introducing *role-specializations* that describe the degree of suitability of a robots in executing a set of tasks [23], [24]. For example, in [25] a set-valued optimization framework is designed in order to assign heterogeneous robots to tasks, while taking into account their physical constraints and specializations. In contrast with these previous works, here we take a step towards the definition of end-to-end assignment problems (which include resource reconfiguration as special case), designed to match low-level robots' resources (in particular, sensors) with the requirements of the tasks.

An additional advantage of heterogeneous multi-robot systems is the ability to share resources as a means of increasing their resilience. The problem of resilience in multi-robot systems has been studied primarily in the context of constructing communication networks that preclude malicious robots in the network from exerting an adverse influence on the network [26], [27]. The work in [28], focuses on building resilient robot networks based on a notion of resilience called *r-robustness* [29]. In the work [30] a strategy to guarantee connectivity robustness while taking into account the robots' objective is proposed. The line of work presented in [3], [31], [32] considers task performance optimization by exploiting

TABLE I: Notation and symbols

Symbol	Description
N	Number of robots
Δ	Inter-robot interaction distance
$\mathbf{x}_i(t)$	Robot i 's position
$\mathbf{x}(t)$	$[\mathbf{x}_1(t)^\top \mathbf{x}_2(t)^\top \cdots \mathbf{x}_N(t)^\top]^\top$
\mathbf{e}	State of the exogenous process
\mathbf{A}_e	State matrix of the exogenous process
\mathbf{u}_e	External input to the exogenous process
\mathbf{B}_e	Input matrix to the exogenous process
\mathbf{y}_i	Measurement obtained by the robot i
\mathbf{H}_i	Measurement matrix associated with robot i
$\mathcal{G}(\mathbf{x})$	Δ -disk interaction graph of the robots
\mathcal{V}	Vertex set of $\mathcal{G}(\mathbf{x})$
\mathcal{E}	Edge set of \mathcal{G}
\mathbf{A}	unweighted adjacency matrix of \mathcal{G}
$\bar{\mathbf{A}}$	$\mathbf{A} + \mathbf{I}$
\mathcal{N}_i	Neighbors of robot i 's w.r.t \mathcal{G}
$\bar{\mathcal{N}}_i$	$\mathcal{N}_i \cup i$
$\Gamma[k]$	Resource/sensor matrix at time k
\mathcal{C}	Configuration $(\mathcal{G}, \mathbf{x}, \Gamma)$
$\bar{\mathcal{C}}$	space of all feasible configurations
$J_i(\mathcal{C}, T)$	subtask performance metric of robot i
$J(J_1, J_2, \dots, J_N, \mathcal{C}, T)$	multi-robot task performance metric
$\mathbf{H}_{\mathcal{N}(i)}$	one-hop measurement matrix
$\Theta_i(0, T)$	Observability Gramian of i^{th} sensor
$\mathbf{O}_i(0, T)$	one-hop Observability Gramian of i^{th} sensor
N_d	Number of drones

the submodularity property of the task performance metric to arrive at suboptimal solutions for incorporating resilience in the multi-robot team performing the task. An alternate perspective was considered in [33], [34], where the authors formulate combinatorial optimisation problems to maximize the probability of security of a multi-robot system. The work defines the security of a multi-robot system using the control-theoretic concept of left invertibility and uses a binary decision diagram to compute the probability of security of a multi-robot system.

Finally, the idea of controlling robots' motion so that certain properties of the underlying communication graph are respected has been studied in different contexts. For example, connectivity-preserving controllers have been designed using edge weight functions [35], estimates of graph spectral properties [36], passivity-based methods [37], and control barrier functions [38]. However, depending on the task that the robots have to complete, stronger requirements might be necessary. For instance, motivated by the rich literature on coordinated multi-robot behaviors [39], the work in [40] proposed a formally correct strategy based on control barrier functions to achieve a specific interaction structure required by the particular behavior. The problem of synthesizing multi-robot interaction networks designed to respect a desired distribution of resources is discussed in [16]. In [12] the idea was extended to the design of a network reconfiguration strategy so to achieve resilience to faults. Here, we exploit the heterogeneity in a multi-robot team with the objective of restoring team performance after occurrence of faults, while optimizing the performance of a monitoring task. This paper fits the line of work on characterization of post-failure capabilities in a robot team, which is an interesting, yet, poorly understood concept.

III. NOTATION AND PRELIMINARIES

We use small letters to represent scalars, bold small letters and bold capital letters to denote vectors and matrices respectively. Calligraphic symbols are used to represent sets. For any positive integer $z \in \mathbb{Z}^+$, $[z]$ denotes the set $\{1, 2, \dots, z\}$. $\|\cdot\|$ denotes the standard Euclidean 2-norm and the induced 2-norm for vectors and matrices respectively. $\|\mathbf{M}\|_F$ denotes the Frobenius norm of a matrix $\mathbf{M} \in \mathbf{R}^{m_1 \times m_2}$, $\|\mathbf{M}\|_F \triangleq \sqrt{\text{trace}(\mathbf{M}^T \mathbf{M})}$. We use $\mathbf{1}^{m_1}$ and $\mathbf{1}^{m_1 \times m_2}$ to represent a vector and matrix of ones of appropriate dimension, respectively. Similarly, $\mathbf{0}^{m_1}$ and $\mathbf{0}^{m_1 \times m_2}$ denote a vector and matrix of zeros respectively. $|\cdot|$ yields the number of elements in a set and length of a vector when applied on a set and a vector, respectively. For any vector $\mathbf{t} \in \mathbf{R}^{m_1}$, $\text{Diag}(\mathbf{t})$ denotes a matrix with the elements of \mathbf{t} along its diagonal. Also, $\text{diag}(\mathbf{M})$ outputs a vector which contains the diagonal entries of matrix \mathbf{M} as its elements. $[\mathbf{M}]_{i,j}$ denotes the i, j entry of \mathbf{M} . Furthermore, $\mathbf{M}_1 \oplus \mathbf{M}_2$ gives the block diagonal matrix containing the matrices. \mathcal{S}_+^m denotes the space of $m \times m$ symmetric positive semi-definite matrices. Alternatively, $\mathbf{M} \succeq \mathbf{0}$ also indicate the \mathbf{M} is positive semi-definite. Note that we use \mathbf{I} to represent the identity matrix. A weighted undirected graph \mathcal{G} is defined by the triplet $(\mathcal{V}, \mathcal{E} \subseteq \mathcal{V} \times \mathcal{V}, \mathbf{A} \in \{0, 1\}^{|\mathcal{V}| \times |\mathcal{V}|})$, where \mathbf{A} is the unweighted adjacency matrix of the graph. Also, $\bar{\mathcal{E}} = (\mathcal{V} \times \mathcal{V}) \setminus \mathcal{E}$ denotes the edge complement of \mathcal{G} . The graph Laplacian matrix \mathbf{L} of \mathcal{E} can be computed as

$$\mathbf{L} = \text{Diag}(\mathbf{A} \cdot \mathbf{1}^{|\mathcal{V}|}) - \mathbf{A}. \quad (1)$$

We summarize some properties of a graph Laplacian matrix [41] used in this article:

$$\mathbf{L} \cdot \mathbf{1}^{|\mathcal{V}|} = \mathbf{0}^{|\mathcal{V}|} \quad (2)$$

$$\text{Trace}(\mathbf{L}) = \sum_{1 \leq i < j \leq |\mathcal{V}|} [\mathbf{A}]_{i,j}. \quad (3)$$

Note that the above relationships are true for the weighted adjacency matrix also. If $\lambda_c(\mathcal{G})$ denotes the algebraic connectivity of the \mathcal{G} (e.g., the second smallest eigenvalues of L), then \mathcal{G} is connected if and only if

$$\lambda_c(\mathcal{G}) > 0. \quad (4)$$

Finally, given two graphs $\mathcal{G}_1(\mathcal{V}, \mathcal{E}_1)$ and $\mathcal{G}_2(\mathcal{V}, \mathcal{E}_2)$ defined on the same set of vertices, we say that \mathcal{G}_1 spans \mathcal{G}_2 , or $\mathcal{G}_1 \subseteq \mathcal{G}_2$ in short, if $\mathcal{E}_1 \subseteq \mathcal{E}_2$. For ease of reference, the symbols used in this paper and their descriptions are listed in Table I.

IV. PROBLEM FORMULATION

Consider a team of N robots in d -dimensional space, whose spatial configuration is denoted with $\mathbf{x}(t) \in \mathbb{R}^{dN}$, where $\mathbf{x}_i \in \mathbb{R}^d$ is the position of robot i . Given a configuration $\mathbf{x}(t)$, the interaction structure between robots is described by a Δ -disk graph $\mathcal{G}(\mathbf{x}) = \mathcal{G}(\mathcal{V}, \mathcal{E}(\mathbf{x}))$

$$\mathcal{E}(\mathbf{x}) = \{(i, j) \in \mathcal{V} \times \mathcal{V} \mid \|\mathbf{x}_i(t) - \mathbf{x}_j(t)\| \leq \Delta\} \quad (5)$$

where \mathcal{V} is the node set representing the robots and $\mathcal{E}(\mathbf{x})$ is the edge set induced by the robots' configuration $\mathbf{x}(t)$. If $\mathcal{N}(i)$ denotes the set of neighbors of robot i according to the graph

$\mathcal{G}(\mathbf{x})$, then we define $\bar{\mathcal{N}}(i) \triangleq \mathcal{N}(i) \cup i$ and refer to it as the closed neighbors of robot i . Similarly, we define closed adjacency matrix $\bar{\mathbf{A}} \triangleq \mathbf{A} + \mathbf{I}$, where \mathbf{A} is the unweighted adjacency matrix associated with \mathcal{G} . We let the motion of robot i be described by the control-affine dynamics

$$\dot{x}_i = f_i(x_i) + g_i(x_i) u_i, \quad (6)$$

where f_i and g_i are Lipschitz continuous vector fields that describe the autonomous and input-dependent dynamics respectively and $u_i \in U_i$ is the input to the robot.

We assume that there are r different resources in the multi-robot team. The set $[r]$ contains labels of the resources available within the heterogeneous team. As in [12], [42], we define a binary matrix $\{0, 1\}^{n \times r}$, which we refer to as the *resource matrix* and denote by $\mathbf{\Gamma}$. The entries of $\mathbf{\Gamma}$ are assigned as follows,

$$[\mathbf{\Gamma}]_{i,j} = \begin{cases} 1 & \text{robot } i \text{ has resource } j \in [r] \\ 0 & \text{otherwise.} \end{cases} \quad (7)$$

Note that, the tuple $(\mathcal{G}, \mathbf{x}, \mathbf{\Gamma})$ uniquely determines both spatial and network representation of the heterogeneous multi-robot system. Hence, we term the tuple $(\mathcal{G}, \mathbf{x}, \mathbf{\Gamma})$ as a *configuration* of the heterogeneous multi-robot team and denote it by \mathcal{C} . We refer to a resource matrix $\mathbf{\Gamma}$ as a *feasible resource matrix*, if there exists a spatial configuration such that the multi-robot team is capable of performing the required task using the corresponding resource distribution. The resource matrix is termed *infeasible* if it is not feasible. Moreover, $\bar{\mathcal{C}}$ denotes the space of all configurations which contain a feasible resource matrix. Let each robot in the multi-robot team be assigned a subtask and the subtask performance of robot i be quantified using the metric $J_i(\mathcal{C}, T)$. Consequently, we define $J(J_1(\mathcal{C}, T), J_2(\mathcal{C}, T), \dots, J_N(\mathcal{C}, T), T)$ or $J(J_1, J_2, \dots, J_N, \mathcal{C}, T)$ as the task performance metric associated with multi-robot team task, where T is the time required by multi-robot team to execute the task. We show in Section V that, the monitoring task considered in the paper can be represented by a performance metric having the structure mentioned above.

We model a random *resource failure* by a map that consumes a resource matrix (excluding the $n \times r$ matrix of zeros) and generates a resource matrix by setting a random nonzero entry of the consumed resource matrix to zero. A *tolerable resource failure* maps a feasible resource matrix to another feasible resource matrix, while a *catastrophic resource failure* maps a feasible resource matrix to an infeasible resource matrix. If the multi-robot team is capable of performing its task in the face of a tolerable resource failure without changing its configuration then the failure is said to be a *benign resource failure*. We assume that the robots in the team use techniques existing in literature on multi-robot fault detection for resource failure identification [43], [44].

Consider a sequence of countably infinite resource failures $\mathcal{F} = [\xi_1, \xi_2, \dots, \xi_\infty]$ acting on a feasible resource matrix $\mathbf{\Gamma}$ sequentially. Now, let $\mathcal{F}_{n_f} = [\xi_1, \xi_2, \dots, \xi_k, \dots, \xi_{n_f}]$ be the first $n_f \in \mathbb{Z}^+$ tolerable resource failures in \mathcal{F} , such

that $\xi_{n_f+1} \in \mathcal{F}$ is a catastrophic failure. The k^{th} tolerable resource failure in \mathcal{F}_{n_f} is denoted as ξ_k . We denote $\mathbf{\Gamma}_r[k]$ as the resultant resource matrix after first k tolerable resource failures in \mathcal{F}_{n_f} acted on $\mathbf{\Gamma}$. Mathematically, $\mathbf{\Gamma}[k] = \xi_k(\xi_{k-1}(\xi_{k-2}(\dots \xi_1(\mathbf{\Gamma}))))$. Also, $\mathbf{\Gamma}[k]$ can be recursively defined as $\mathbf{\Gamma}[k] = \xi_k(\mathbf{\Gamma}[k-1])$, $\mathbf{\Gamma}[0] = \mathbf{\Gamma}$. We term $\mathcal{C}[k-1]$ as the configuration of the heterogeneous multi-robot team before ξ_k occurred. Note that, since in this paper, the robots are entrusted with a monitoring task, hereon we use the terms “resource” and “sensor” interchangeably in this manuscript.

We are now in a position to formally define the two main problems addressed in this paper:

Problem IV.1. Task optimal communication graph generation: Given a tolerable resource failure ξ_k , an associated feasible resource matrix $\mathbf{\Gamma}[k]$ and a heterogeneous multi-robot team configuration $\mathcal{C}[k-1]$ find a new communication graph $\mathcal{G}_c[k]$ such that,

- 1) $\mathcal{G}_c[k]$ is a connected graph,
- 2) the multi-robot monitoring task performance metric $J(J_1, J_2, \dots, J_N, \mathcal{C}, T)$ is optimized, and
- 3) the number of communication links in new communication graph $\mathcal{G}_c[k]$ is close to the number of communication links in Δ -disk interaction graph $\mathcal{G}[k-1]$.

Problem IV.2. Reconfiguration Execution: Given a heterogeneous multi-robot team communication graph $\mathcal{G}_c[k]$, generate feedback control laws that drives the robots to physical locations such that, their associated interaction graph $\mathcal{G}(\mathbf{x})$ spans $\mathcal{G}_c[k]$. We describe this problem more precisely in Section VI.

The condition of graph connectivity in Problem IV.1 is enforced to ensure cooperative task performance of the team. The next condition guarantees post-failure optimal task performance of the team for the available resources. Since in many applications it is desirable to have communication networks with as few links as possible, the final condition keeps a check on the number of additional communication links added to generated graph.

When a robot team experience a resource failure, information about the failure is transmitted to a base station. The base station checks if the resource failure is tolerable or catastrophic. If catastrophic, it commands the robots to return to their base station as the team no longer retains the necessary resource to perform the assigned task. If the resource failure is tolerable, the base station uses the algorithm developed to solve the optimization problem in Equation 8 - Equation 10, to generate a new communication graph that optimizes the task performance of the team. Once a new communication graph is created, the base station broadcasts the current and desired configurations to the robots. This information is used by a local *finite-time convergence barrier certificates* feedback controller that drives each robot to a position which realizes a Δ -disk interaction graph that spans the desired communication graph. Figure 1 gives a schematic illustration of our multi-robot Δ -disk interaction graph reconfiguration strategy in the event of a tolerable resource failure. The following sections describes our solution procedure for these two problems.

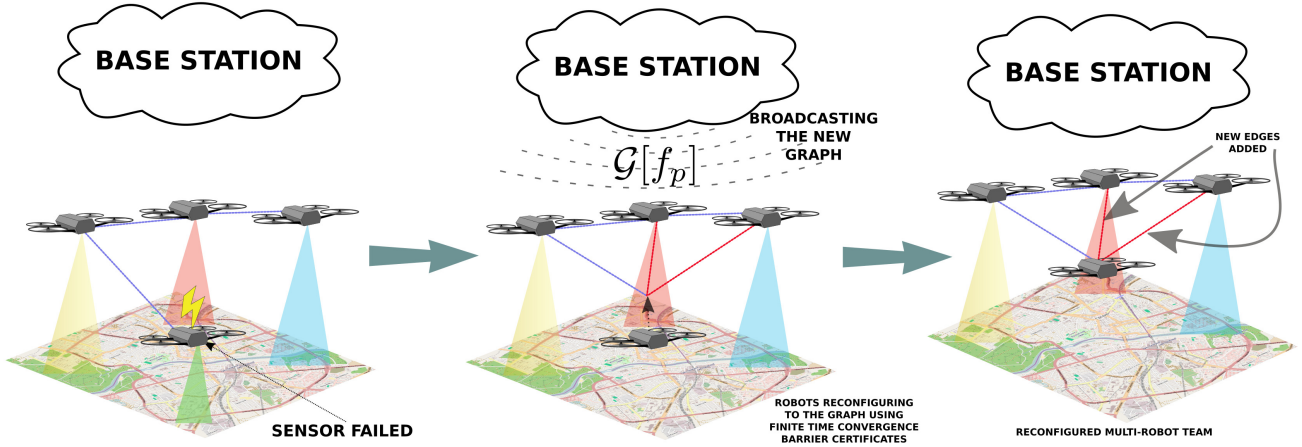


Fig. 1: Basic strategy of our approach. When a resource is lost, the base station selects edges to modify the communication graph. Next, the robots use *finite-time convergence barrier certificates* based feedback control laws to drive themselves to positions which realize a Δ -interaction graph that spans the desired communication graph.

V. TASK PERFORMANCE BASED COMMUNICATION GRAPH GENERATION

In this section, we outline our proposed solution to [Problem IV.1](#) which is to solve the following optimization problem.

$$\underset{\mathcal{C} \in \bar{\mathcal{C}}}{\text{maximize}} \quad J(J_1, J_2, \dots, J_N, \mathcal{C}, T) \quad (8)$$

$$\text{subject to} \quad \lambda_c(\mathcal{G}) > 0 \quad (9)$$

$$||\mathcal{E}| - |\mathcal{E}[k-1]|| \leq \epsilon, \epsilon > 0, \quad (10)$$

This abstract optimization problem is a formal mathematical representation of [Problem IV.1](#). Next, we describe the details of the monitoring task and the systematic way through which the abstract optimization is extended into a method to handle robot resource failures in the multi-robot team performing the task.

A. Monitoring task

We now formally define the monitoring task executed by the multi-robot team. The objective for the robots is to individually estimate the state of an exogenous linear process with state $\mathbf{e} \in \mathbb{R}^{n_e}$

$$\dot{\mathbf{e}} = \mathbf{A}_e \mathbf{e} + \mathbf{B}_e \mathbf{u}_e + \mathbf{w}_e, \quad (11)$$

where \mathbf{A}_e and \mathbf{B}_e are the process and control matrices of the exogenous process respectively, while \mathbf{w}_e is the zero-mean independent Gaussian noise process. Every robot in the team observes the exogenous process of interest and obtains measurements according to the linear measurement model.

$$\mathbf{y}_i = \mathbf{H}_i \mathbf{e} + \boldsymbol{\nu}_i \quad i = 1, \dots, N, \quad (12)$$

where \mathbf{H}_i is the measurement matrix for robot i and while $\boldsymbol{\nu}_i$ is the zero-mean independent Gaussian noise corresponding to the set of measurements of robot i . Additionally it is assumed that, the pair $(\mathbf{A}_e, \mathbf{H})$, $\mathbf{H} = [\mathbf{H}_1^T \mathbf{H}_2^T \dots \mathbf{H}_N^T]^T$ is observable. In other words, the multi-robot team is collectively observable.

Note that, the individual pairs $(\mathbf{A}_e, \mathbf{H}_i), \forall i = 1, \dots, N$ may not be observable.

In the context of a monitoring task, the resource matrix $\boldsymbol{\Gamma}$ is interpreted as a sensor matrix. Since the sensors are assumed to be linear (linearized for non-linear sensors), we can associate a one dimensional output matrix with each sensor and $\mathcal{H} = \{\mathbf{h}_1, \mathbf{h}_2, \dots, \mathbf{h}_i, \dots, \mathbf{h}_r\}, \mathbf{h}_i \in \mathbb{R}^{n_e}$ denote the set containing all possible sensor-wise output matrices. Next, we show that given a sensor matrix $\boldsymbol{\Gamma}$ and the set \mathcal{H} the output matrix \mathbf{H}_i of robot i can be constructed. If $\mathcal{Y}(i) = \{\gamma^1(i), \gamma^2(i), \dots, \gamma^{|\mathcal{Y}(i)|}(i)\}$ denote the set of column indices of the non-zero entries of $\boldsymbol{\Gamma}$'s i^{th} row, then the measurement matrix \mathbf{H}_i can be constructed as $\mathbf{H}_i = [\mathbf{h}_{\gamma^1(i)} \mathbf{h}_{\gamma^2(i)} \dots \mathbf{h}_{\gamma^{|\mathcal{Y}(i)|}(i)}]^T$. Since the robots monitor a process we use an observability-based metric to quantify the team task performance.

B. One-hop observability

In the context of this paper, we consider each robot in the team executing an individual monitoring task using its locally available measurements. In addition, although one could design distributed estimation schemes (e.g., [45]), the asymptotic convergence of the consensus protocols makes the distributed estimation strategies ill-suited for state estimation of agile processes [46] in large robotic networks. Hence, it is apparent that consensus-based distributed strategies are inadequate for estimating the state of an agile process using large robotic networks. The fact that each robot performs individual monitoring task means it relies on its sensors or its immediate neighbors' sensors to estimate the state of the process of interest. Consequently, we need a formal way to quantify the state estimation efficacy of a robot to estimate the state of a process using at most the measurements from its immediate neighbors.

To tackle this problem, we define a new notion of observability which we term as *one-hop observability* (OHO).

Definition V.1 (One-hop observable robot). *A robot is said to be **one-hop observable** if the subsystem containing the robot and its one-hop neighbors is observable. Formally, if \mathbf{H}_i is the output matrix associated with robot i then the robot is one-hop observable if and only if the pair $(\mathbf{A}_e, \mathbf{H}_{\mathcal{N}(i)})$ is observable, where $\mathbf{H}_{\mathcal{N}(i)} = [\mathbf{H}_{i^1}^\top, \mathbf{H}_{i^2}^\top, \dots, \mathbf{H}_{i^{|\mathcal{N}(i)|}}^\top]^\top$, $\mathcal{N}(i) = \{i^1, i^2, \dots, i^{|\mathcal{N}(i)|}\}$.*

We define the robot team to be one-hop observable if each robot in the team is one-hop observable. An immediate ramification of the team being OHO is the fact that, each robot can estimate the state of the monitored process using information from its one-hop neighbors, without the aid of a consensus protocol. Therefore, in order to guarantee that each robot can execute its task, upon the occurrence of a sensor fault, we need to improve the one-hop observability of the team.

Remark V.1. *One-hop observability is a stronger condition than collective observability. The idea can be expanded to the notion of k -hop observability, in which the subsystem consisting of the robot and all robots within its k -hop neighborhood results in an observable system. Collective observability is a special case of k -hop observability where k equals the diameter [41] of the graph.*

We term the quantity $\bar{\mathbf{A}}\mathbf{\Gamma}$ as the *one-hop sensor matrix* since it stores information about the sensors accessible to a robot within its one-hop neighborhood. In the event of a robot sensor failure, we aim to reconfigure the multi-robot team Δ -disk interaction graph such that every robot in the team is one-hop observable, while adding as fewer edges as possible to the robots' interaction graph. Using standard theorems from linear system theory [47], we infer that a robot is one-hop observable if and only if the observability matrix associated with the pair $(\mathbf{A}_e, \mathbf{H}_{\mathcal{N}(i)})$ is full column rank [47]. Consequently, the system is one-hop observable if the observability matrix associated each $(\mathbf{A}_e, \mathbf{H}_{\mathcal{N}(i)})$, $\forall i \in [N]$ is full column rank. Since, in general, rank-constrained optimization problems are classified as NP-hard, due to the discontinuous and non-convex nature of the rank function [48], developing exact rank-constraint optimization strategies to render a one-hop observable multi-robot team is difficult.

Towards this end, we aim to achieve this goal by minimizing the average over the trace of the inverse of the robots' one-hop observability Gramians. Metrics such as trace, determinant and condition number of observability Gramians and their inverses have been extensively used solving sensor selection problems (see [49]–[51] and the references therein). Here, the subtask of each robot in the team is to estimate the state of the process. Its performance can be measured using the trace of the inverse of its one-hop observability Gramian; lowering the trace of the inverse one-hop observability Gramian increases the subtask performance. Consequently, the multi-robot task performance is measured as the average of the trace of the inverse of the Gramians.

Let $\Theta_i(0, T)$ be the T time continuous observability Gramian associated with sensor i , defined as:

$$\Theta_i(0, T) = \int_0^T \exp(\mathbf{A}_e^\top \tau) \mathbf{h}_i \mathbf{h}_i^\top \exp(\mathbf{A}_e \tau) d\tau. \quad (13)$$

If,

$$\Theta(0, T) = \int_0^T \exp(\mathbf{A}_e^\top \tau) \mathbf{H}^\top \mathbf{H} \exp(\mathbf{A}_e \tau) d\tau, \quad (14)$$

where $\mathbf{H} = [\mathbf{h}_1 \mathbf{h}_2 \dots \mathbf{h}_r]^\top$ then,

$$\Theta(0, T) = \int_0^T \exp(\mathbf{A}_e^\top \tau) \left(\sum_{i=1}^r \mathbf{h}_i \mathbf{h}_i^\top \right) \exp(\mathbf{A}_e \tau) d\tau \quad (15)$$

$$= \sum_{i=1}^r \int_0^T \exp(\mathbf{A}_e^\top \tau) \mathbf{h}_i \mathbf{h}_i^\top \exp(\mathbf{A}_e \tau) d\tau \quad (16)$$

$$= \sum_{i=1}^r \Theta_i(0, T). \quad (17)$$

It is straightforward to derive that the one-hop observability Gramian of robot i can be computed as

$$\mathbf{O}_i(0, T) = \sum_{j=1}^r [\bar{\mathbf{A}}\mathbf{\Gamma}]_{i,j} \Theta_j(0, T). \quad (18)$$

Recall that $\bar{\mathbf{A}}$ is the unweighted closed adjacency matrix associated with the communication graph of the robot team. The above equation can be compactly written for the whole multi-robot team as,

$$(\bar{\mathbf{A}}\mathbf{\Gamma}) \otimes \mathbf{I} \begin{bmatrix} \Theta_1(0, T) \\ \Theta_2(0, T) \\ \vdots \\ \Theta_r(0, T) \end{bmatrix} = \begin{bmatrix} \mathbf{O}_1(0, T) \\ \mathbf{O}_2(0, T) \\ \vdots \\ \mathbf{O}_N(0, T) \end{bmatrix} \quad (19)$$

where $\mathbf{O}_1(0, T), \mathbf{O}_2(0, T), \dots, \mathbf{O}_n(0, T)$ matches the one-hop observability Gramians of the corresponding robot in the multi-robot team.

C. Algorithmic solution

Algorithm 1 presents the pseudocode for handling robot resource failure in a team performing a monitoring task. Our algorithmic solution relies on a mixed integer semi-definite program (MISDP). Researchers have extensively used MISDPs to formulate and solve graph topology problems [52], [53] and thus is an ideal tool to frame our problem. In essence, the MISDP is a reformulation of the abstract optimization problem (Equation 8–Equation 10) tailored to the requirements of the monitoring task. We now mathematically state the MISDP; in the following discussion we argue that it captures the aspects of **Problem IV.1** in the context of the monitoring task.

$$\begin{aligned} & \underset{\substack{\mathbf{L} \in \mathcal{S}_+^n, \mu \in \mathbf{R}_{>0}, \\ \mathbf{\Pi} \in \{0,1\}^{n \times n}, \bar{\mathbf{O}} \in \mathcal{S}_+}}{\text{minimize}} & \frac{\text{Trace}(\mathbf{\Delta})}{N} \end{aligned} \quad (20)$$

$$\text{subject to } \mathbf{L} \mathbf{1}^N = \mathbf{0}^N \quad (21)$$

$$\frac{1}{N} \mathbf{1} \mathbf{1}^T + \mathbf{L} \succeq \mu \mathbf{I} \quad (22)$$

$$\begin{bmatrix} \mathbf{\Delta} & \mathbf{I} \\ \mathbf{I} & \bar{\mathbf{O}} \end{bmatrix} \succeq \mathbf{0} \quad (23)$$

$$(\mathbf{\Pi} \cdot \mathbf{\Gamma}[k]) \otimes \mathbf{I} \begin{bmatrix} \mathbf{\Theta}_1(0, T) \\ \mathbf{\Theta}_2(0, T) \\ \vdots \\ \mathbf{\Theta}_r(0, T) \end{bmatrix} = \begin{bmatrix} \mathbf{O}_1 \\ \mathbf{O}_2 \\ \vdots \\ \mathbf{O}_N \end{bmatrix} \quad (24)$$

$$\text{diag}(\mathbf{\Pi}) = \mathbf{1}^n \quad (25)$$

$$\mathbf{\Pi} = \mathbf{\Pi}^T \quad (26)$$

$$[\mathbf{L}]_{i,i} > 0 \quad \forall i \in [N] \quad (27)$$

$$[\mathbf{L}]_{i,j} \geq -\mathbf{\Pi}_{i,j} \quad \forall (i, j) \in [N]^2, i \neq j \quad (28)$$

$$[\mathbf{L}]_{i,j} \leq -\mathbf{\Pi}_{i,j} \quad \forall (i, j) \in [N]^2, i \neq j \quad (29)$$

$$\|\mathbf{\Pi} - \bar{\mathbf{A}}[k-1]\|_F^2 \leq 2 \times e, \quad (30)$$

where $\bar{\mathbf{O}} = \mathbf{O}_1 \oplus \mathbf{O}_2 \cdots \oplus \mathbf{O}_n$. The decision variable \mathbf{L} is a weighted Laplacian of a graph that has the same topology as $\mathbf{\Pi}$ and $\bar{\mathbf{A}}[k]$. [Constraint 28](#)- [Constraint 29](#) guarantees that the off-diagonals of the Laplacian is negative if and only if the corresponding elements in $\mathbf{\Pi}$ is unity. [Constraint 21](#) encodes the property of a graph Laplacian that each row sums to zero ([Equation 2](#)). Since the Laplacian associated with every connected graph has only one zero eigenvalue with the $\mathbf{1}$ as its corresponding eigenvector, it can be shown that an undirected graph is connected if and only if $\mathbf{L} + \frac{1}{n} \mathbf{1} \mathbf{1}^T$ is a positive-definite matrix. Hence, [Constraint 22](#) ensures that the generated graph is connected. [Constraint 25](#) and [Constraint 26](#) models $\mathbf{\Pi}$ as the closed adjacency matrix of a graph. [Constraint 24](#) is a direct result of [Equation 19](#). Through a straightforward application of *Schur complement* [54] on [Constraint 23](#), we can show that $\text{Trace}(\mathbf{\Delta})/N \geq \frac{1}{N} \sum_{i=1}^N \text{Trace}(\mathbf{O}_i^{-1})$. Hence, minimizing [Equation 20](#) minimizes the average of trace of the inverse of the robots' one-hop observability Gramians.

The base station employs the function *Comm_graph_gen* in [Algorithm 1](#) to generate the desired configuration. When the function receives a configuration as an input it first checks if the corresponding multi-robot is collectively observable (Line 2). If the system is not collectively observable, the function is terminated as the problem is infeasible. Next, in Line 4 the algorithm checks if the configuration is currently OHO and returns the inputted configuration if the condition is satisfied. On the contrary, if the inputted configuration fails to be OHO, the function computes the new configuration using the instructions in the loop detailed in Line 7 - Line 12. During each iteration of the loop, a new configuration is generated by solving the MISDP ([Equation 20](#)-[Equation 30](#)) with $e = 1$ and inputted configuration as parameters and,

Algorithm 1: Communication graph generation

Input: $\bar{\mathbf{A}}[k-1]$: Closed adjacency matrix before failure
Input: $\mathbf{\Gamma}[k]$: Sensor matrix after sensor failure
Input: \mathbf{A}_e : State transition matrix
Input: \mathcal{H} : Sensor output matrix set
Output: $\bar{\mathbf{A}}[k]$: Closed adjacency matrix which is OHO

```

1 Function Comm_graph_gen( $\bar{\mathbf{A}}[k-1]$ ,  $\mathbf{\Gamma}[k]$ ,  $\mathbf{A}_e$ ,  $\mathcal{H}$ )
  // check if the configuration is collectively
  // observable
2 if ( $\mathbf{A}_e, \mathcal{H}$ ) is not observable then
  // return if it is not
3   return "Infeasible"
  // check if the configuration is still OHO
  // after sensor failure
4 if is_team_OHO( $\bar{\mathbf{A}}[k-1]$ ,  $\mathbf{\Gamma}[k]$ ,  $\mathbf{A}_e$ ,  $\mathcal{H}$ ) then
  // no change is communication graph
  // required
5    $\bar{\mathbf{A}}[k] \leftarrow \bar{\mathbf{A}}[k-1]$ ;
6   return  $\bar{\mathbf{A}}[k]$ ;
7 while True do
8   Solve MISDP in Equation 20 - Equation 30 with
  // set  $\bar{\mathbf{A}}[k-1]$  to the solution from MISDP
  // check if the new communication graph
  // makes the team OHO
9    $\bar{\mathbf{A}}[k-1] \leftarrow \mathbf{\Pi}$ ;
10  if is_team_OHO( $\bar{\mathbf{A}}[k-1]$ ,  $\mathbf{\Gamma}[k]$ ,  $\mathbf{A}_e$ ,  $\mathcal{H}$ ) then
  // solution found
11   $\bar{\mathbf{A}}[k] \leftarrow \bar{\mathbf{A}}[k-1]$ ;
12  return  $\bar{\mathbf{A}}[k]$ ;
13 Function is_team_OHO( $\bar{\mathbf{A}}$ ,  $\mathbf{\Gamma}$ ,  $\mathbf{A}_e$ ,  $\mathcal{H}$ )
  // flag to check if the team is OHO
14  flag  $\leftarrow$  True;
15  for  $i \leftarrow 1$  to  $N$  do
  // check if each robot is OHO
16  if ( $\mathbf{A}_e, \mathcal{H}_{\mathcal{N}(i)}$ ) is not observable then
17  flag  $\leftarrow$  False;
18  break;
19  return flag;

```

checks if the generated configuration is OHO (Line 10). If the generated configuration is OHO then it is returned as the solution. Otherwise, the loop reiterates to solve the MISDP with $e = 1$ and the generated configuration as the parameters. The following proposition shows that the function *Comm_graph_gen* in [Algorithm 1](#) is complete.

Proposition 1. *The function *Comm_graph_gen* in [Algorithm 1](#) is guaranteed to output a communication graph that ensures that each robot in the multi-robot team is OHO if the configuration passed as input is collectively observable.*

Proof. We prove the proposition by considering the two different types of configuration inputs that can be passed to the algorithm.

Case 1: Collectively unobservable configuration. If the input configuration is collectively unobservable then a OHO configuration cannot be generated as collectively observability is a weaker notion than OHO. Hence, the algorithm checks the collective observability condition at Line 2 and return that the problem is infeasible.

Case 2: Collectively observable configuration. If the input configuration is collectively observable then at Line 4, the algorithm checks if the configuration is still OHO after the failure. If this condition is satisfied then the inputted configuration is OHO and the algorithm terminates after returning the inputted configuration as the solution. On the contrary, if the inputted configuration fails to satisfy the OHO test in Line 4 then, the function searches for a solution using the loop in Line 7. In the worst case, this loop iterates through all possible connected graphs with N vertices. Since the full connected graph is OHO if the associated configuration is collectively observable, it is a solution to the problem and thus the loop is guaranteed to terminate after a finite number of iterations. \square

It is noteworthy that, since it is proven that integer programming problems are NP-Hard [55], [Algorithm 1](#) may not have a polynomial time solution since it involves solving MISDPs.

VI. CONFIGURATION ASSEMBLING

From the solution to the problem discussed in the previous section, we obtain a desired communication graph $\mathcal{G}_c[k] = \mathcal{G}(\mathcal{V}, \mathcal{E}_c[k])$ which guarantees the post-failure ability for the robots to complete the monitoring task. In this section we introduce a feedback controller that drives the robots to a spatial configuration, such that, under the definition of Δ -disk proximity graph in [Equation 5](#), the edges of $\mathcal{G}_c[k]$ can be established. In other words, we want the following constraint to be satisfied

$$\mathcal{G}(x(t)) \subseteq \mathcal{G}_c[k] \quad t < \infty. \quad (31)$$

From the definition in [Equation 5](#), we note that finite-time convergence is required, as asymptotic convergence is not sufficient to guarantee all desired edges of $\mathcal{G}_c[k]$ will be established.

Following the statement of [Problem IV.2](#), the objective is to define a feedback controller $\mathcal{U}_i : \mathbb{R}^{dN} \mapsto U_i$ for all $i = 1, \dots, N$, such that $\|x_i(t) - x_j(t)\| \leq \Delta$ for all $(i, j) \in \mathcal{E}_c[k]$, for some $t < \infty$. We solve this problem by considering the technique proposed in [56], which we adapt to our setting.

In particular, we define the following output function

$$h_{ij}(x) = \Delta^2 - \|x_i - x_j\|^2 \quad (32)$$

and we note that the constraint in [Equation 31](#) is satisfied if and only if $h_{ij}(x) \geq 0$, for all $(i, j) \in \mathcal{E}_c[k]$. Alternatively, constraint [Equation 31](#) is satisfied if and only if $x(t) \in \mathcal{D}$, where

$$\mathcal{D} = \{x \in \mathbb{R}^{dN} \mid h_{ij}(x) \geq 0, \forall (i, j) \in \mathcal{E}_c[k]\}. \quad (33)$$

In order to achieve finite-time convergence to \mathcal{D} , we introduce the following class- \mathcal{K} function

$$\bar{\alpha}_{\rho, \gamma}(h_{ij}) = \gamma \cdot \text{sign}(h_{ij}) \cdot |h_{ij}|^\rho, \quad (34)$$

with $\rho \in [0, 1)$ and $\gamma > 0$, which is continuous everywhere and locally Lipschitz everywhere except at the origin [57]. From the definition of $\bar{\alpha}_{\rho, \gamma}(h(x))$ it is possible to construct a set of control inputs for robots i and j that guarantees an edge between them will be assembled in finite time

$$K_{ij}^i = \{u_i \in U_i \mid L_{f_i} h_{ij} + L_{g_i} h_{ij} u_i + \frac{\bar{\alpha}_{\rho, \gamma}(h_{ij})}{2} \geq 0\}, \quad (35)$$

where $L_a b$ denotes the Lie derivative of b with respect to the field a . Extending the edge-wise set in [Equation 35](#) to all edges in the desired graph $\mathcal{G}_c[k]$, we obtain a team-wise set of control inputs that satisfy [Equation 31](#) defined as

$$K^i = \bigcap_{j \in \mathcal{N}_{i,c}} K_{ij}^i \quad \forall i = 1, \dots, N. \quad (36)$$

Thus, as stated by the following theorem, which we report for completeness, by selecting control inputs from the set [Equation 36](#), robots will reach the spatial configuration that satisfies constraint [Equation 31](#) in finite time.

Theorem VI.1. [56] Denoting with $x_0 = [x_{0,1}^T, \dots, x_{0,N}^T]^T$ the initial state of a multi-robot system with dynamics [Equation 6](#), any controller \mathcal{U}_i such that

$$\mathcal{U}_i(x_0) \in K^i \quad \forall x_0 \in \mathbb{R}^{d|\bar{\mathcal{N}}_{i,c}|}, \quad (37)$$

will drive the ensemble state to \mathcal{D} within finite time.

Among the many possible strategies to select control inputs from [Equation 36](#), we guarantee the least control effort by constructing the following feedback controller

$$u_i^* = \arg \min_{u_i \in U_i} \|u_i\|^2 \quad (38)$$

$$L_{f_i} h_{ij} + L_{g_i} h_{ij} u_i + \frac{\bar{\alpha}_{\rho, \gamma}(h_{ij})}{2} \geq 0, \quad \forall j \in \mathcal{N}_{i,c}$$

In summary, provided that a solution to the quadratic program [Equation 38](#) exists for all $i = 1, \dots, N$, robots will assemble $\mathcal{G}_c[k]$ in finite time. We refer the reader to [56] for a discussion on the feasibility of this problem.

VII. APPLICATION

We demonstrate the implementation of the reconfiguration process proposed in this paper by considering a network of heterogeneous mobile sensors estimating the position of a group of quadrotors executing a coordinated motion (*i.e.*, the exogenous process). Denoting with $N_d = 5$ the number of quadrotors, the collective state of the process is $\mathbf{e} = [\mathbf{e}_1^T, \dots, \mathbf{e}_{N_d}^T]^T$, where $\mathbf{e}_i \in \mathbb{R}^3$ is the position of the i^{th} quadrotor.

Assuming the rigid-body dynamics of the quadrotors being faster than the dynamics of controller they execute, for the purpose of estimation, we assume their velocity with respect to the inertial frame can be directly controlled. We let the horizontal motion of the quadrotors be governed by a coordinated controller representing a *Cyclic-Pursuit* behavior, while the vertical motion is governed by a *Leader-Follower* behavior:

$$\begin{cases} \dot{e}_{i,x} \\ \dot{e}_{i,y} \end{cases} = R(\theta) \begin{bmatrix} e_{i-1,x} - e_{i,x} \\ e_{i-1,y} - e_{i,y} \end{bmatrix} \quad \forall i = 2, \dots, N_d \quad (39)$$

$$\dot{e}_{i,z} = e_{i-1,z} - e_{i,z}$$

where $R(\theta) \in SO(2)$ is planar rotation matrix and $\theta \in [0, 2\pi)$ depends on the number of quadrotors. In this case, we place the quadrotors on a circle of radius 0.85 m and we compute $\theta = \frac{\pi}{N_d} = 0.6283$ [58]. Similarly, the leader's velocity is:

$$\begin{bmatrix} \dot{e}_{1,x} \\ \dot{e}_{1,y} \end{bmatrix} = R(\theta) \begin{bmatrix} e_{N_d,x} - e_{1,x} \\ e_{N_d,y} - e_{1,y} \end{bmatrix} \quad (40)$$

$$\dot{e}_{1,z} = u_e(t)$$

where $u_e : \mathbb{R}_+ \mapsto \mathbb{R}$ is the input to the leader (a sinusoidal function in the experiment). The motion described by Equation 39 and Equation 40 can be compactly represented as in Equation 11:

$$\dot{\mathbf{e}} = \mathbf{A}_e \mathbf{e} + \mathbf{B}_e u_e(t) + \mathbf{w}_e, \quad (41)$$

where \mathbf{A}_e and \mathbf{B}_e are constructed from inspection of Equation 39 and Equation 40.

Finally, the ground robots can execute 5 different types of measurement, such that each measurement is a linear combination of the components of the state of a single quadrotor. For this, we define the following reduced measurement matrices

$$\begin{aligned} \hat{h}_1 &= [1, \frac{1}{2}, 0] & \hat{h}_2 &= [0, 1, 0] & \hat{h}_3 &= [0, 0, 1] \\ \hat{h}_4 &= [0, \frac{1}{2}, 1] & \hat{h}_5 &= [\frac{1}{2}, 0, 1]. \end{aligned} \quad (42)$$

Considering that the same type of measurement is repeated for each quadrotor, we match the formulation discussed in subsection V-A by defining the suite of sensors available to the robots in term of the set of resources $[r] = \{r_1, \dots, r_5\}$, where

$$r_k = \begin{bmatrix} h_k N_d - N_d - 1 \\ \vdots \\ h_k N_d \end{bmatrix} = I_{N_d} \otimes \hat{h}_k, \quad (43)$$

for $k = 1, \dots, 5$, where I_n is the identity matrix of size n . In summary, given a subset of the total resources $[r] = \{r_1, \dots, r_5\}$, Equation 43 defines the set of measurement available to the robots.

A. Results

We implement the scenario described above using a team of 9 differential drive robots from the Robotarium [59] and a team of 5 quadrotors Crazyflie 2.1 nano-copters controlled through the Crazyswarm [60] library. The transfer of information between the Robotarium and the Crazyswarm environments is handled through ROS nodes. The measurements corresponding to the different sensors described in Equation 42 are constructed using data from the optical tracking system of the Robotarium. Finally, the estimate of the drones' position are obtained through iterations of a standard Kalman filter.

With reference to Figure 3, we consider a monitoring team with the initial resources distribution represented Figure 3(a), subject to the failure sequence described in Table II (for clarity, the images in Figure 3 were obtained from an experiment executed without the quadrotors for the sole purpose of visualizing the motion of the robots during all reconfigurations). The pie charts on top of each robot denote which of the five possible




Fig. 2: Screenshot during execution of the experiment. A team of 5 quadrotors executing a coordinated motion represents the exogenous process, that the ground robots are task with monitoring.

sensors each robot is equipped with. At iteration 150, failure ξ_1 occurs, and resource $\Gamma_{7,4}$ is removed (*i.e.*, resource 4 from robot 7). We observe that, although robot 7 itself preserves its one-hop observability, robot 8 loses OHO. Importantly, by considering task objectives instead of actual resources, we note that robot 7 is capable of continuing its task even if the exact resource lost is no longer available.

From the solution of Equation 20, the additional edge (5, 8) is added to the network (red edge in Figure 3(b)), and assembled by the robots (Figure 3(c)). The same process is repeated for the removal $\Gamma_{2,3}$ (Figure 3(d)) which results in the reconfiguration in Figure 3(e). Finally, Figure 3(f) depicts the robots configuration after occurrence of all failures.

	Iter.	Resource	Robot		Iter.	Resource	Robot
ξ_1	150	4	7	ξ_4	600	1	1
ξ_2	300	1	9	ξ_5	750	5	5
ξ_3	450	3	2	ξ_6	900	4	4

TABLE II: Resource failures considered in the experiment. Iteration columns represent the iteration of occurrence of failure ξ_i , $i = 1, \dots, 6$.

The impact of the faults on the quality of the monitoring process is shown in Figure 4, where we show the mean estimate error along the three spatial dimensions of the quadrotors' motion, relative to robots 1 and 8. The red shadowed areas in Figure 4 represent the time interval during which the team went through a reconfiguration. We can observe that network reconfiguration was necessary only for failures ξ_1 , ξ_3 , and ξ_5 . The removal of resource $\Gamma_{7,4}$ and $\Gamma_{5,5}$ (faults ξ_1 and ξ_5) affects the estimate error for robot 8 (bottom figure), but does not affect estimate for robot 1 (upper figure). On the other side, the removal of resource $\Gamma_{2,3}$ (fault ξ_3) affects the estimate of robot 1 which was relying on resource 3 from robot 2. Finally, the results in Figure 5 represent the minimum eigenvalue of the observability Gramian λ_{O_i} , for $i = 1, \dots, N$. As expected, the observability Gramian becomes singular for both robots 1 and 8 under the effects of failures (ξ_1, ξ_5) and ξ_3 respectively.

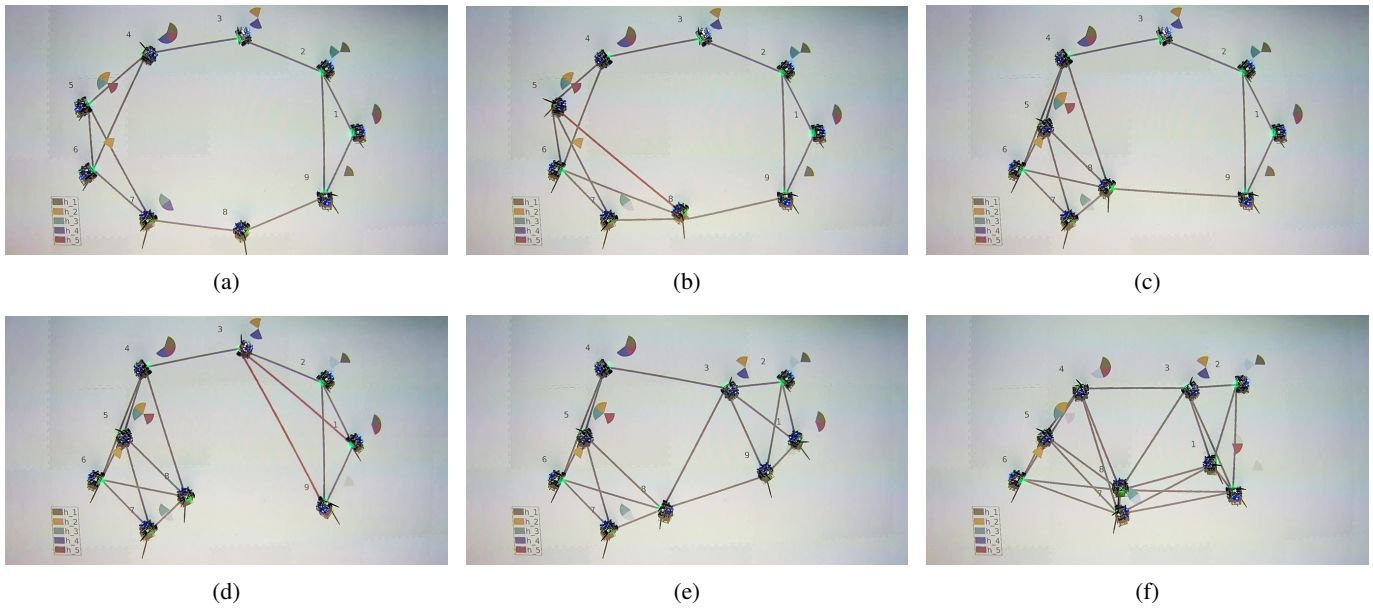


Fig. 3: Screen-shots for the experiment executed on the Robotarium (ground robots only). The initial communication graph (a) guarantees that all robots satisfy the one-hop observability requirement, given the resources they have access to. Five possible resources are denoted by the pie chart on top of each robot. Due to the first failure, resource 4 is removed from robot 7. In accordance with the new configuration robot 8 needs to access the missing resource from robot 5 (b) and move towards it in order to establish a communication link (c). Then, because of the removal of resource 3 from robot 2 (d), the edges (1, 3) and (3, 9) are established (e). After all faults ξ_1 through ξ_6 have occurred, the final configuration of the robots (f) allow them to continue the monitoring task.

VIII. CONCLUSION

We described a framework for resilience in a networked heterogeneous multi-robot team subject to resource failures. Our framework builds on the novel notion of one-hop observability which allows post-failure reconfiguration of resource sharing, such that all robots can continue their tasks. The proposed framework, composed of two phases, leads to the principled reconfiguration of information flow in the team to effectively replace the lost resource on one robot with information from another, as long as certain conditions are met. The first phase selects edges to be modified in the system's communication graph after a resource failure has occurred and the second uses finite-time convergence control barrier functions to synthesize feedback control laws to drive each robot to spatial coordinates that enable the communication links of the modified configuration. We validate the effectiveness of our framework through multi-robot experiments. In heterogeneous teams, the application of standard optimal task-assignment techniques (which include resilient reconfiguration as special case) is difficult due to the lack of computationally amenable representations that map between low-level robot resources to their effect on the overall team task. Through the notion of one-hop observability, we are able to model task-assignment in heterogeneous multi-robot systems based on the explicit mapping between the resources available to a robot and its performance (*i.e.*, the observability Gramian). By the construction of this formal framework we hope to lay a foundation for other challenges in resilient heterogeneous multi-robot systems.

REFERENCES

- [1] M. Quann, L. Ojeda, W. Smith, D. Rizzo, M. Castanier, and K. Barton, "An energy-efficient method for multi-robot reconnaissance in an unknown environment," in *2017 American Control Conference (ACC)*, 2017, pp. 2279–2284.
- [2] Y. Wang, Y. Wei, X. Liu, N. Zhou, and C. G. Cassandras, "Optimal persistent monitoring using second-order agents with physical constraints," *IEEE Transactions on Automatic Control*, vol. 64, no. 8, pp. 3239–3252, 2019.
- [3] L. Zhou and P. Tokekar, "Active target tracking with self-triggered communications in multi-robot teams," *IEEE Transactions on Automation Science and Engineering*, vol. 16, no. 3, pp. 1085–1096, 2019.
- [4] P. Stone and M. Veloso, "Multiagent systems: A survey from a machine learning perspective," *Autonomous Robots*, vol. 8, no. 3, pp. 345–383, 2000.
- [5] Y. Joo, R. Harvey, and Z. Qu, "Cooperative control of heterogeneous multi-agent systems in a sampled-data setting," in *2016 IEEE 55th Conference on Decision and Control (CDC)*, 2016, pp. 2683–2688.
- [6] L. E. Parker, D. Rus, and G. S. Sukhatme, "Multiple mobile robot systems," in *Springer Handbook of Robotics*. Springer, 2016, pp. 1335–1384.
- [7] P. Twu, Y. Mostofi, and M. Egerstedt, "A measure of heterogeneity in multi-agent systems," in *2014 American Control Conference*, 2014, pp. 3972–3977.
- [8] A. Howard, L. E. Parker, and G. S. Sukhatme, "Experiments with a large heterogeneous mobile robot team: Exploration, mapping, deployment and detection," *The International Journal of Robotics Research*, vol. 25, no. 5–6, pp. 431–447, 2006.
- [9] L. E. Parker *et al.*, "The effect of heterogeneity in teams of 100+ mobile robots," *Multi-Robot Systems*, vol. 2, pp. 205–215, 2003.
- [10] A. Prorok, M. A. Hsieh, and V. Kumar, "Formalizing the impact of diversity on performance in a heterogeneous swarm of robots," in *2016 IEEE International Conference on Robotics and Automation (ICRA)*, 2016, pp. 5364–5371.
- [11] S. Coradeschi, A. Loutfi, and B. Wrede, "A short review of symbol grounding in robotic and intelligent systems," *KI-Künstliche Intelligenz*, vol. 27, no. 2, pp. 129–136, 2013.

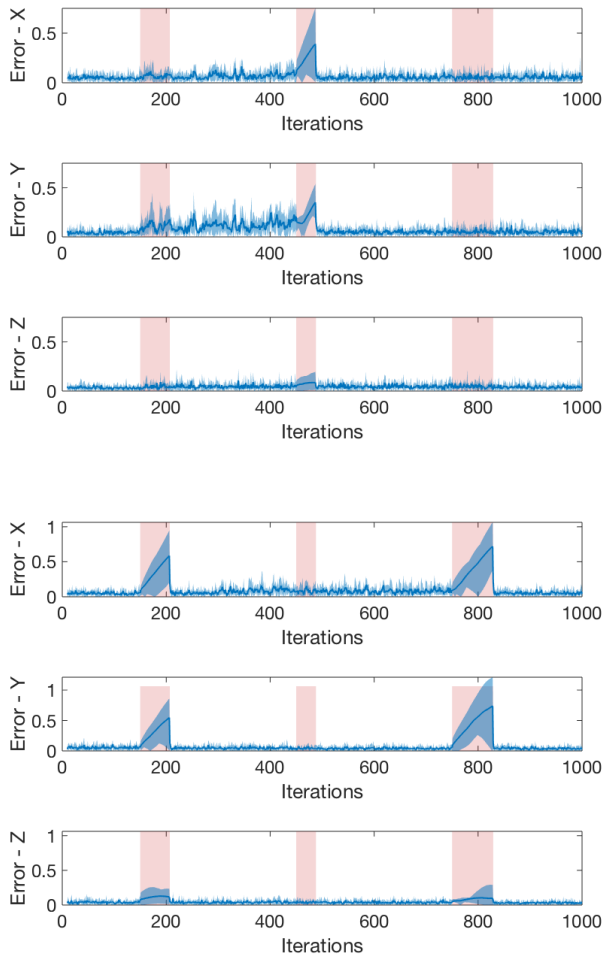


Fig. 4: Mean estimation error for robot 1 (upper 3 panels) and 8 (lower 3 panels) over time. The solid lines represent the mean of the estimation error absolute value for each of the three spatial dimensions of the drones’ state. The shaded blue area is the interval between the minimum and maximum of each error. The red rectangular patches denote the intervals of time between the occurrence of faults and completion of corresponding reconfiguration. We note the quality of the estimate deteriorating during reconfiguration processes. Note, the removal of resource 3 from robot 7 (fault between iterations 150 – 200) compromised the one-hop observability for robot 8 (bottom panels) but did not affect the estimate’s quality for robot 1 (upper panels). We observe a similar effect for the fault at iteration 750.

- [12] R. K. Ramachandran, J. A. Preiss, and G. S. Sukhatme, “Resilience by reconfiguration: Exploiting heterogeneity in robot teams,” in *2019 IEEE/RSJ International Conference on Intelligent Robots and Systems (IROS)*, Nov 2019, pp. 6518–6525.
- [13] B. H. Walker, “Biodiversity and ecological redundancy,” *Conservation biology*, vol. 6, no. 1, pp. 18–23, 1992.
- [14] S. N. Beshers and J. H. Fewell, “Models of division of labor in social insects,” *Annual review of entomology*, vol. 46, no. 1, pp. 413–440, 2001.
- [15] T. Balch, “Hierarchic social entropy: An information theoretic measure of robot group diversity,” *Autonomous robots*, vol. 8, no. 3, pp. 209–238, 2000.
- [16] W. Abbas and M. Egerstedt, “Characterizing heterogeneity in coopera-

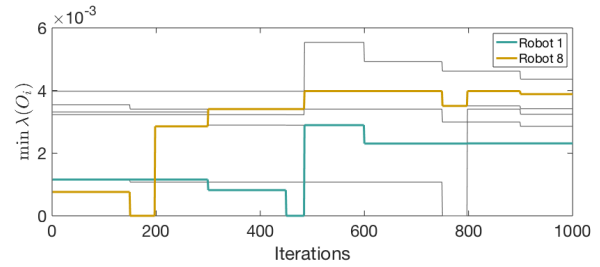


Fig. 5: Minimum eigenvalue of the observability Gramian O_i for $i = 1, \dots, 9$ over time. Tick curves represent the eigenvalues for robot 1 and 8. The observability Gramian becomes singular for both robots 1 and 8 under the effects of failure (ξ_1, ξ_5) and ξ_3 respectively.

- tive networks from a resource distribution view-point,” *Communications in Information and Systems*, no. 1, pp. 1036–1041, 11 2014.
- [17] L. E. Parker and F. Tang, “Building multirobot coalitions through automated task solution synthesis,” *Proceedings of the IEEE*, vol. 94, no. 7, pp. 1289–1305, 2006.
- [18] L. Vig and J. A. Adams, “Multi-robot coalition formation,” *IEEE Transactions on Robotics*, vol. 22, no. 4, pp. 637–649, 2006.
- [19] C. Pinciroli and G. Beltrame, “Buzz: An extensible programming language for heterogeneous swarm robotics,” in *2016 IEEE/RSJ International Conference on Intelligent Robots and Systems (IROS)*. IEEE, 2016, pp. 3794–3800.
- [20] A. Prorok, M. A. Hsieh, and V. Kumar, “Fast redistribution of a swarm of heterogeneous robots,” in *Proceedings of the 9th EAI International Conference on Bio-inspired Information and Communications Technologies (formerly BIONETICS)*, 2016, pp. 249–255.
- [21] —, “Adaptive distribution of a swarm of heterogeneous robots,” *Acta Polytechnica*, vol. 56, no. 1, pp. 67–75, 2016.
- [22] H. Ravichandar, K. Shaw, and S. Chernova, “Strata: unified framework for task assignments in large teams of heterogeneous agents,” *Autonomous Agents and Multi-Agent Systems*, vol. 34, no. 2, 2020.
- [23] S. Okamoto, P. Scerri, and K. P. Sycara, “The impact of vertical specialization on hierarchical multi-agent systems,” in *AAAI*, 2008, pp. 138–143.
- [24] L. Li, A. Martinoli, and Y. Abu-Mostafa, “Diversity and specialization in collaborative swarm systems,” in *Proc. of the Second Int. Workshop on Mathematics and Algorithms of Social Insects*, no. CONF, 2003, pp. 91–98.
- [25] G. Notomista, S. Mayya, S. Hutchinson, and M. Egerstedt, “An optimal task allocation strategy for heterogeneous multi-robot systems,” in *2019 18th European Control Conference (ECC)*. IEEE, 2019, pp. 2071–2076.
- [26] H. Zhang and S. Sundaram, “Robustness of information diffusion algorithms to locally bounded adversaries,” in *2012 American Control Conference (ACC)*. IEEE, 2012, pp. 5855–5861.
- [27] H. Zhang, E. Fata, and S. Sundaram, “A notion of robustness in complex networks,” *IEEE Transactions on Control of Network Systems*, vol. 2, no. 3, pp. 310–320, Sep. 2015.
- [28] L. Guerrero-Bonilla, A. Prorok, and V. Kumar, “Formations for resilient robot teams,” *IEEE Robotics and Automation Letters*, vol. 2, no. 2, pp. 841–848, 2017.
- [29] H. J. LeBlanc, H. Zhang, X. Koutsoukos, and S. Sundaram, “Resilient asymptotic consensus in robust networks,” *IEEE Journal on Selected Areas in Communications*, vol. 31, no. 4, pp. 766–781, April 2013.
- [30] W. Luo and K. Sycara, “Minimum k-connectivity maintenance for robust multi-robot systems,” in *2019 IEEE/RSJ International Conference on Intelligent Robots and Systems (IROS)*. IEEE, 2019, pp. 7370–7377.
- [31] B. Schlotfeldt, V. Tzoumas, D. Thakur, and G. J. Pappas, “Resilient active information gathering with mobile robots,” in *2018 IEEE/RSJ International Conference on Intelligent Robots and Systems (IROS)*. IEEE, 2018, pp. 4309–4316.
- [32] V. Tzoumas, “Resilient submodular maximization for control and sensing,” Ph.D. dissertation, University of Pennsylvania, 2018.
- [33] R. Wehbe and R. K. Williams, “Probabilistic graph security for networked multi-robot systems,” in *2018 IEEE International Conference on Robotics and Automation (ICRA)*, 2018, pp. 7646–7653.

- [34] —, “Approximate probabilistic security for networked multi-robot systems,” in *2019 International Conference on Robotics and Automation (ICRA)*, 2019, pp. 1997–2003.
- [35] M. Ji and M. Egerstedt, “Distributed coordination control of multi-agent systems while preserving connectedness,” *IEEE Transactions on Robotics*, vol. 23, no. 4, pp. 693–703, 2007.
- [36] L. Sabattini, C. Secchi, N. Chopra, and A. Gasparri, “Distributed control of multirobot systems with global connectivity maintenance,” *IEEE Transactions on Robotics*, vol. 29, no. 5, pp. 1326–1332, 2013.
- [37] Y. Igarashi, T. Hatanaka, M. Fujita, and M. W. Spong, “Passivity-based attitude synchronization in $SE(3)$,” *IEEE Transactions on Control Systems Technology*, vol. 17, no. 5, pp. 1119–1134, 2009.
- [38] L. Wang, A. D. Ames, and M. Egerstedt, “Multi-objective compositions for collision-free connectivity maintenance in teams of mobile robots,” in *2016 IEEE 55th Conference on Decision and Control (CDC)*. IEEE, 2016, pp. 2659–2664.
- [39] J. Cortés and M. Egerstedt, “Coordinated control of multi-robot systems: A survey,” *SICE Journal of Control, Measurement, and System Integration*, vol. 10, no. 6, pp. 495–503, 2017.
- [40] A. Li, L. Wang, P. Pierpaoli, and M. Egerstedt, “Formally correct composition of coordinated behaviors using control barrier certificates,” in *2018 IEEE/RSJ International Conference on Intelligent Robots and Systems (IROS)*. IEEE, 2018, pp. 3723–3729.
- [41] C. Godsil and G. Royle, *Algebraic Graph Theory*, ser. Graduate Texts in Mathematics. New York: Springer-Verlag, 2001, vol. 207.
- [42] W. Abbas, M. Egerstedt, C.-H. Liu, R. Thomas, and P. Whalen, “Deploying robots with two sensors in k_1 , 6-free graphs,” *Journal of Graph Theory*, vol. 82, no. 3, pp. 236–252, 2016.
- [43] P. Pierpaoli, D. Sauter, and M. Egerstedt, “Fault tolerant control for networked mobile robots,” in *2018 IEEE Conference on Control Technology and Applications (CCTA)*. IEEE, 2018, pp. 374–379.
- [44] A. Ghasemi, J. Askari Marnani, and M. B. Menhaj, “Fault detection and isolation of multi-agent systems via complex Laplacian,” *AUT Journal of Modeling and Simulation*, vol. 49, no. 1, pp. 95–102, 2017. [Online]. Available: https://miscj.aut.ac.ir/article_830.html
- [45] Olfati-Saber, “Distributed Kalman filtering for sensor networks,” in *Decision and Control, 2007 46th IEEE Conference on*, 2007.
- [46] F. Bullo, *Lectures on Network Systems*, 1st ed. Kindle Direct Publishing, 2019, with contributions by J. Cortes, F. Dorfler, and S. Martinez. [Online]. Available: <http://motion.me.ucsb.edu/book-Ins>
- [47] C.-T. Chen, *Linear System Theory and Design*, 3rd ed. USA: Oxford University Press, Inc., 1998.
- [48] C. Sun and R. Dai, “Rank-constrained optimization and its applications,” *Automatica*, vol. 82, pp. 128 – 136, 2017. [Online]. Available: <http://www.sciencedirect.com/science/article/pii/S0005109817302339>
- [49] B. T. Hinson, “Observability-based guidance and sensor placement,” Ph.D. dissertation, University of Washington, 2014.
- [50] U. Ilkturk, “Observability methods in sensor scheduling,” Ph.D. dissertation, Arizona State University, 2015.
- [51] A. S. A. Dilip, “The controllability Gramian, the Hadamard product, and the optimal actuator/leader and sensor selection problem,” *IEEE Control Systems Letters*, vol. 3, no. 4, pp. 883–888, 2019.
- [52] M. Rafiee and A. M. Bayen, “Optimal network topology design in multi-agent systems for efficient average consensus,” in *49th IEEE Conference on Decision and Control (CDC)*. IEEE, 2010, pp. 3877–3883.
- [53] D. Grob and O. Stursberg, “Optimized distributed control and network topology design for interconnected systems,” in *2011 50th IEEE Conference on Decision and Control and European Control Conference*, 2011, pp. 8112–8117.
- [54] S. Boyd, L. El Ghaoui, E. Feron, and V. Balakrishnan, *Linear matrix inequalities in system and control theory*. Siam, 1994, vol. 15.
- [55] B. Korte and J. Vygen, *Combinatorial Optimization: Theory and Algorithms*, 5th ed. Springer Publishing Company, Incorporated, 2012.
- [56] P. Pierpaoli, A. Li, M. Srinivasan, X. Cai, S. Coogan, and M. Egerstedt, “A sequential composition framework for coordinating multi-robot behaviors,” *arXiv preprint arXiv:1907.07718*, 2019.
- [57] S. P. Bhat and D. S. Bernstein, “Finite-time stability of continuous autonomous systems,” *SIAM Journal on Control and Optimization*, vol. 38, no. 3, pp. 751–766, 2000.
- [58] J. L. Ramirez-Riberos, M. Pavone, E. Frazzoli, and D. W. Miller, “Distributed control of spacecraft formations via cyclic pursuit: Theory and experiments,” *Journal of Guidance, Control, and Dynamics*, vol. 33, no. 5, pp. 1655–1669, 2010.
- [59] S. Wilson, P. Glotfelter, L. Wang, S. Mayya, G. Notomista, M. Mote, and M. Egerstedt, “The robotarium: Globally impactful opportunities, challenges, and lessons learned in remote-access, distributed control of multirobot systems,” *IEEE Control Systems Magazine*, vol. 40, no. 1, pp. 26–44, 2020.
- [60] J. A. Preiss, W. Honig, G. S. Sukhatme, and N. Ayanian, “Crazyswarm: A large nano-quadcopter swarm,” in *2017 IEEE International Conference on Robotics and Automation (ICRA)*. IEEE, 2017, pp. 3299–3304.