

A simple and effective predictive resource scaling heuristic for large-scale cloud applications

Valentin Flunkert
Amazon Research
flunkert@amazon.com

Quentin Rebjock
EPFL
quentin.rebjock@epfl.ch

Joel Castellon
Amazon Research
jolcast@amazon.com

Laurent Callot
Amazon Research
lcallot@amazon.com

Tim Januschowski
Amazon Research
tjnsch@amazon.com

ABSTRACT

We propose a simple yet effective policy for the predictive auto-scaling of horizontally scalable applications running in cloud environments, where compute resources can only be added with a delay, and where the deployment throughput is limited. Our policy uses a probabilistic forecast of the workload to make scaling decisions dependent on the risk aversion of the application owner. We show in our experiments using real-world and synthetic data that this policy compares favorably to mathematically more sophisticated approaches as well as to simple benchmark policies.

1. INTRODUCTION

Modern cloud computing providers automate the scaling of hardware resources to meet the demand of the hosted application. The key consideration when designing scaling policies is the trade-off between reducing costs by minimizing the allocated resources and satisfying customers by supplying sufficient resources for the application to run nominally. Auto-scaling is a well-studied topic for which comprehensive surveys and reviews are available [1, 2].

We consider complex, large-scale applications with hundreds or thousands of servers, for which reactive auto-scaling policies often exhibit shortcomings stemming from unrealistic assumptions. For example, while releasing hosts is usually fast, there are limits to how quickly the cloud provider can fulfill requests to add more instances to a fleet, and in particular for large volumes. Reactive scaling assuming instantaneous resource addition will then lag behind the true demand and the fleet may be at risk of being under-provisioned before a traffic peak and over-provisioned afterwards. Predictive scaling can circumvent these limitations by using a forecast of the application’s workload to make scaling decisions ahead of time while taking throughput constraints into account. Using a probabilistic forecast, we can design policies that are optimal for the level of risk aversion of the application owner, in the sense that any quantile of the random workload can be estimated. This

approach is particularly well suited for applications with strongly seasonal (daily) traffic patterns and for large fleet sizes, for which the time to scale the fleet up is significant.

Our contributions to predictive auto-scaling for cloud applications are as follows. *(i)* We develop an approach for analyzing and evaluating auto scaling policies for cloud applications. Our approach includes a risk aware cost function and a realistic model for the scaling behavior of the application taking into account real world constraints on throughput and latency. *(ii)* We show how *probabilistic* forecasts naturally lend themselves to satisfy the risk aversion of the owner of the application. *(iii)* We show through experiments that a simple heuristic becomes optimal in the case of high risk aversion which is the practically most relevant case.

Similar heuristics are used to auto-scale over 40 000 of Amazon’s internal auto-scaling groups, as well as external applications making use of AWS Auto-Scaling¹.

We discuss related work in Sec. 2. We then introduce and formalize the predictive auto-scaling problem and state our modeling assumptions in Sec. 3. We present the scaling policies and evaluate them empirically in Sec. 4 using synthetic and real-world data.

2. RELATED WORK

Scaling resources in cloud environments is a mature and active area of research, see e.g. [1, 2] for reviews. Predictive scaling has been studied alongside reactive scaling ([3] is a recent example in the context of storage systems) and products such as AWS Auto-Scaling now offer both predictive and reactive scaling techniques. Hybrid methods taking advantage of the strengths of both schemes have also been studied [4].

Approaches that rely on *forecasting* techniques (like [5, 6, 7, 8, 9]) are the most closely related to our work but state of the art probabilistic forecasts are rarely considered. They are, however, key for optimal decision making [10, 11]. This is well-known in the supply chain literature [12]. In many settings, neural network architectures for forecasting have been shown to deliver superior predictive accuracy than traditional techniques [13, 14, 15]. They are used in AWS auto-scaling for this reason.

An exception is [16] which relies on a probabilistic time series model to infer the true state of the application (but not to forecast workload). The discovery of this state allows them to handle the cost of scaling operations, a problem which is more relevant in a streaming scenario than in our scenario. Their use of multiple

¹<https://aws.amazon.com/autoscaling/>

This article is published under a Creative Commons Attribution License (<http://creativecommons.org/licenses/by/3.0/>), which permits distribution and reproduction in any medium as well allowing derivative works, provided that you attribute the original work to the author(s) and AIDB 2020. *2nd International Workshop on Applied AI for Database Systems and Applications (AIDB’20), August 31, 2020, Tokyo, Japan.*

metrics in a multivariate time series models is relevant for the subject matter of this paper, it should be explored in future work (e.g., through using modern multivariate forecasting models [17]).

3. PROBLEM STATEMENT

In this section we formalize the predictive scaling problem and discuss our modeling assumptions. We consider a fleet of servers that run a horizontally scalable application. Our goal is to scale the number of servers in an *optimal* way to match the actual demand.

We assume a work-load estimation model to be known, outputting an approximation of the demand (ideal number of hosts) for the application, given an observable metric.² The selected target metric must not be derived from the scaling decisions for the forecasting model to be an unbiased predictor of the demand. The sum of the number of bytes received and sent by every server in the fleet is one such measure, which we found to be pertinent as it is strongly correlated with the CPU and memory usage of the servers.

We denote this variable by v_t and a simple linear workload model yields that the number of desired hosts z_t is proportional to the measured load $z_t = \xi v_t$. In practice the function linking v_t to z_t may be more complex and estimated with more sophisticated models.

3.1 Probabilistic Forecast and cost function

Given the workload representation v_t , a forecasting model can be trained to generate estimates of the probability distribution for the future $P(v_{t+1}, v_{t+2}, \dots, v_{t+T} \mid \text{past})$.³ In practice, workload trends are dominated by daily and weekly patterns.

In order to make optimal scaling decisions we need to define the cost function that describes the cost for over-provisioning and under-provisioning the fleet. We assume that the cost is composed of two terms. The first one is hardware cost, which scales linearly with the number of provisioned hosts. The second term captures the service’s performance. This may be, for instance, loss of revenue or customers caused by the increase in latency when the service is under-provisioned.

The latter part is harder to quantify and measure. We make the following assumption: at each time step t there is a critical capacity r_t^* such that the service will perform optimally if the provisioned capacity r_t is above r_t^* . Adding more capacity than r_t^* does not improve the performance of the service while increasing the operational cost. If $r_t < r_t^*$, the application’s performance deteriorates. The cost associated with this is proportional to $r_t^* - r_t$, typically with a large proportionality constant. In practice r_t^* is never observed, but z_t should approximate it closely if the workload model is good.

This translates into an asymmetric cost function which is, up to a constant factor, given by the α -quantile loss function (sometimes also called the pinball loss, see [24] for a thorough discussion) described in Equation (1).

$$\Lambda_\alpha(r_t, z_t) = \begin{cases} (1 - \alpha) \cdot (r_t - z_t) & \text{if } r_t > z_t, \\ \alpha \cdot (z_t - r_t) & \text{otherwise.} \end{cases} \quad (1)$$

² This is no small assumption. Depending on the application, modeling the work-load may require significant work and it is a research area in its own right e.g., [18, 19, 20, 21, 8, 22].

³ We assume discrete time steps. Real cloud events and scaling actions occur in continuous time, however a discretization in steps that match real scaling time-frames avoids requiring complex time series models such as [23]. Delays for the host provider are a few minutes for releasing or a few dozens of minutes to acquire new hosts. Therefore, a discretization into minute steps seems a non-restrictive assumption.

The quantile $\alpha \in (0, 1)$ corresponds to the risk aversion factor. Note that z_t is a random variable as the forecast of v_t is probabilistic. The expected cost $\mathbb{E}[\Lambda(r_t, z_t)]$ is minimized when $r_t = q_\alpha(z_t)$, i.e., the α -quantile of z_t .

3.2 Model for cloud provider behavior

A central entity in our problem statement is the cloud or host provider that provisions the instances for the fleet (e.g. the AWS EC2 service). The application owner can request new instances from this provider or release superfluous instances.

While the exact behavior of the host provider may be complicated, we make the following simplifying assumptions: (i) the provider has an infinite reservoir of instances, (ii) releasing an instance back to the provider is instantaneous and (iii) requests for new instances are handled as depicted in Figure 1. That is, the provider has a fixed number of slots for provisioning, which can be empty (white) or occupied (gray). The number of hosts requested by the user are summed to $R \geq 0$. When slots are empty they are immediately filled and R is decreased. When a slot is filled, the corresponding instance is being provisioned and it takes a (random) time τ until the host is available. At this point the slot becomes empty again. For most applications, these assumptions were found not to be overly restrictive.

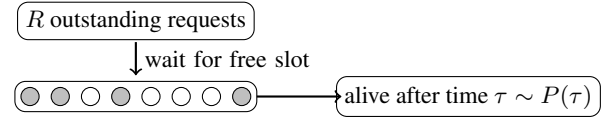


Figure 1: Process for provisioning new hosts.

We denote by τ the delay between asking for additional resources and those resources becoming available. Its distribution $P(\tau)$ depends not only on how quickly the provider can spin up a new instance, but also on the time it takes to install and deploy the necessary packages, the data (e.g. cache), and to start the application. Typical values for real-world applications are between a few minutes and half an hour. This can vary significantly with the application and the deployment approach. For these reasons, the resource type can exhibit a complex structure as illustrated by the histogram of delays in Figure 2.

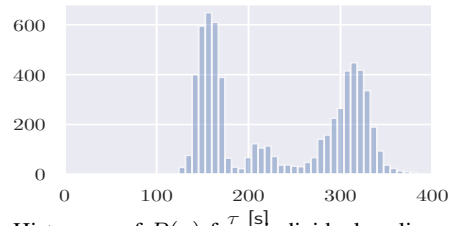


Figure 2: Histogram of $P(\tau)$ from individual scaling events of a real application (count on vertical axis).

When the fleet size (and the corresponding scaling amounts) is large, the limited number of slots in Figure 1 translates into an effective rate limit ρ for the number of hosts that can be added per unit of time. Our assumptions are simplifications: the delays and the throughput ρ are likely to be coupled, to vary over time, and to depend on the current and past request values. However, we found these assumptions to approximate the real world behavior well.

3.3 Scaling Cost Model

Next, we combine the aforementioned models to calculate the *expected cost* of the scaling policies.

Let us fix a time horizon $n > 0$ and consider a probabilistic forecast of length n generated at time 0. Using Equation (1), the expected cost for a sequence of future resource values $r = (r_1, \dots, r_n)$ is

$$\begin{aligned} \mathcal{L}_\alpha(r) &= \sum_{i=1}^n \int \Lambda_\alpha(r_i, z_i) P(z_1, \dots, z_n) dz_1 \dots dz_n \\ &= \sum_{i=1}^n \mathbb{E}_{z_i \sim P(z_i)} \Lambda_\alpha(r_i, z_i). \end{aligned} \quad (2)$$

We denote the actual cost by $\mathcal{L}_\alpha^*(r) = \sum_{i=1}^n \Lambda_\alpha(r_i, r_i^*)$, which is dependent on the true demand r^* and cannot be directly minimized. If the workload model is adequate (that is, z is a good estimate of r^*), minimizing $\mathcal{L}_\alpha(r)$ should provide a reasonable resources pattern for the loss $\mathcal{L}_\alpha^*(r)$. The choice of α depends on the relative costs of the service being under- or over-provisioned as discussed in Section 3.1.

The optimal solution of $\mathcal{L}_\alpha(r)$ is $r = (q_\alpha(z_1), \dots, q_\alpha(z_n))$ where $q_\alpha(z_i)$ is the α -quantile of z_i . However, we cannot act on r_t directly; instead, at each time step $t \in \mathbf{Z}$ we are able to request $q_t \in \mathbb{N}$ and release $f_t \in \mathbb{N}$ hosts. As pointed out above, releases are instantaneous while every single requested instance will arrive τ time steps later. As we have a forecast of the demand for the next n time steps, we want to optimally pick the values q_0, \dots, q_n and f_0, \dots, f_n , given the past requests $q_{t' < 0}$ and $f_{t' < 0}$ and the past resources values $r_{t' \leq 0}$. The larger the forecast horizon n , the earlier scaling decisions can be taken. But forecasting accuracy decreases as the horizon increases, so the choice of n is a trade-off that depends on the periodicity of the time-series and on the effectiveness of the forecasting model.

Resources estimation. Denote by $r_{-\infty}$ the host count at the start of the auto-scaling process, before taking any decision. If we are able to estimate accurately the host provider's behavior, we can compute for each t an approximation \hat{r}_t of r_t as a function of $q_{t' \leq t}$ and $f_{t' \leq t}$. Let $\hat{\tau}$ be an estimation of the true host provider random delay for acquiring new instances. Then the random resource estimation at time t can be written as

$$\hat{r}_t(q, f) = r_{-\infty} + \sum_{i \leq t} \left(\sum_{j=1}^{q_i} \mathbb{1}\{i + \hat{\tau}_{i,j} \leq t\} - f_i \right) \quad (3)$$

where $(\hat{\tau}_{i,j})_{i,j \in \mathbf{Z}}$ $\stackrel{i.i.d.}{\sim} \hat{\tau}$ is a collection of random variables representing the delays of the potential positive requests. When the number of hosts is large, it may be approximated in expectation in the following way

$$\hat{r}_t(q, f) = r_{-\infty} + \sum_{i \leq t} \left(q_i \cdot \mathbb{P}\{i + \hat{\tau} \leq t\} - f_i \right) \quad (4)$$

by using the fact that, in expectation, a request q done at time t will yield $q \cdot \mathbb{P}\{\hat{\tau} = \delta\}$ hosts δ time steps later.

Optimization Problem Formulation. In summary, we wish to solve the following optimization problem, given that $q_{t' < 0}$ and $f_{t' < 0}$ are fixed.

$$\begin{aligned} &\underset{\substack{q_0, \dots, q_n, \\ f_0, \dots, f_n}}{\text{minimize}} && \mathbb{E}_z \mathbb{E}_{\hat{r}(q, f)} \mathcal{L}(\hat{r}(q, f), z) \\ &\text{subject to} && q_i \leq \hat{\rho}, f_i \leq r_i, q_i \in \mathbb{N}, f_i \in \mathbb{N} \end{aligned} \quad (5)$$

where $\hat{\rho}$ is an estimation of the throughput ρ . The objective function in Equation (5) is convex as the quantile loss is convex and \hat{r} is linear. The integrality constraints make the optimization challenging but, assuming a large-enough number of hosts, a relaxation followed by a randomized rounding produce near-optimal solutions.

The double expectation in Equation (5) may be approximated with Monte-Carlo averaging; it only requires to sample from z and from $\hat{r}(q, f)$ (the latter being done with samples of the delay $\hat{\tau}$). From here, the optimization of Equation(5) results in minimizing a convex piecewise-linear function. This problem is equivalent to solving a linear-program, which can be done efficiently. Once the objective is optimized, we can request the k first values at the right time and repeat the process k time steps later in what amounts to lookahead optimization.

The variant of the auto-scaling problem that we consider in this paper is, to the best of our knowledge, new to the literature. Prior work either assumes the cloud to be fully elastic and resources to come available immediately or with a delay (e.g., [3]), but the constraints introduced by the limited throughput of the cloud provider have not yet been studied.

4. POLICIES & EXPERIMENTS

In the following, we describe the scaling policies that we compare empirically. Forecasts are made every hour, over two days, and with 5 minutes granularity. Every forecast overrides the previous one as it is considered to be more accurate. Whenever a new forecast is made, new decisions are taken for the next hour, where requests and releases are planned with a granularity of 5 minutes. The choice of these parameters depends greatly on the workload patterns that must be addressed; we found these to be adapted to the daily trends that are very common at AWS.

Policies. The following two policies are frequently used in industrial predictive auto-scaling applications [1]. The *maximum observed needed capacity* policy keeps the host count at the maximum that was needed in a recent past (for example one day or one week). That kind of policy is very conservative but commonly employed due to its robustness. Another baseline, *reacts periodically to the current need*. That is, every 5 minutes, it estimates the desired host count $z = \xi v$ and requests resources accordingly. The estimation can be adjusted by some factor in order to be more or less conservative. This is better known as *reactive* scaling and usually performs well if the resource needs do not vary too rapidly.

We introduce the simple *forecast shifting* policy based on forecasts that is described in Algorithm 1. It works in three steps: (i) computing the α -quantile of the forecast z and adjusting it backward to take into account the limiting throughput ρ , (ii) splitting the positive and negative requests, and (iii) shifting the positive ones by the mean of the delay $\hat{\tau}$ to call for them earlier. Figure 3 (bot-

Algorithm 1 Forecast shifting

- 1: **Input:** Probabilistic forecast $z = (z_1, \dots, z_n)$, guessed random delay $\hat{\tau}$ and throughput $\hat{\rho}$, current host count r_0
 - 2: $z'_t \leftarrow \text{quantile}_\alpha(z_t) \forall t$ ▷ (i)
 - 3: **for** $t = n - 1, \dots, 1$ **do**
 - 4: $z'_t := \max(z'_t, z'_{t+1} - \hat{\rho})$
 - 5: **end for**
 - 6: $\Delta_t \leftarrow z'_t - z'_{t-1}$ for $t = 2, \dots, n$ and $\Delta_1 = z'_1 - r_0$ ▷ (ii)
 - 7: $q, f \leftarrow \max(\Delta, 0), \min(\Delta, 0)$
 - 8: Shift q in the past according to $\mathbb{E}[\hat{\tau}]$ ▷ (iii)
 - 9: Request q and release f
-

tom) illustrates the backward adjustment performed in step (i). The forecasts (orange) must be compensated to take into account the throughput ρ . This algorithm can be adapted to take into account the full distributions of the delay rather than only the expectation. However, all our experiments showed that considering the full distribution was not leading to any loss improvement.

For large risk aversion the cost of underpredicting is much higher than over prediction. Without constraints the α -quantile is the optimal solution for this asymmetric trade-off. In the limit $\alpha \rightarrow 1$ the optimal capacity with constraints is equal to the α -quantile whenever possible but never below it. This is what the forecast shifting method achieves.

The *optimal policy* is to solve the problem as posed in Equation (5) with standard mathematical programming frameworks like SCIP [25].

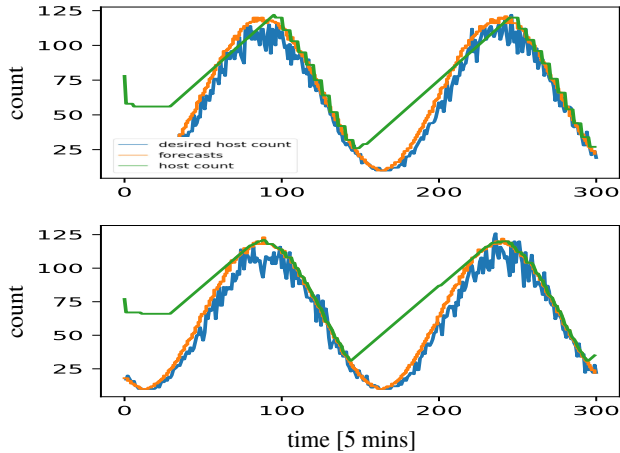


Figure 3: Host counts for optimization (top) and shifting (bottom) policies simulated on D_1 . The quantile $\alpha = 0.9$ of the forecasts cannot be always matched because of the limiting throughput ρ .

Datasets and predictors. In order to compare the 4 scaling methods mentioned above, we run experiments in a simulated environment (using the framework SimPy [26]) on one real-world (R_1) and two artificial (D_1 and D_2) datasets. The real-world dataset R_1 is composed of 1 000 randomly selected Amazon auto-scaling groups over a period of 6 hours. The datasets D_1 (low noise) and D_2 (high noise) are generated with strong daily/weekly patterns, some linear trends, and Gaussian noise. For all of them, a DeepAR [14] forecasting model is trained and makes new predictions every hour.

Results. Figure 4 provides the costs associated to the scaling policies. The first two columns, *Max week* and *Max day* refer to the first heuristic, where the maximum is taken over an entire week and a day respectively, leading to over-capacity. *Instant* and *Instant (tuned)* refer to the reactive policy. *Shift* refers to the forecast shifting procedure depicted in Algorithm 1 and *Optim 500* is the optimization scaling policy for which the solver completes 500 iterations.

From all panels of Figures 4 it is apparent that the forecasting shifting policy compares favorably to other approaches in terms of costs, in particular with respect to the optimal policies. This is particularly visible on the two simulated datasets. On real-world data the median loss using the shifting policy is larger than that of the Max day and Max week policies, however the latter two result in larger extreme losses.

Figure 3 shows the outcome of the optimization and the shift policies on a time-series from D_1 . It turns out that when α is close to 1, the scaling patterns of the forecast shifting method converge to the ones obtained by optimizing the objective function (5). We also observe that the forecasting shifting policy comes at a fraction

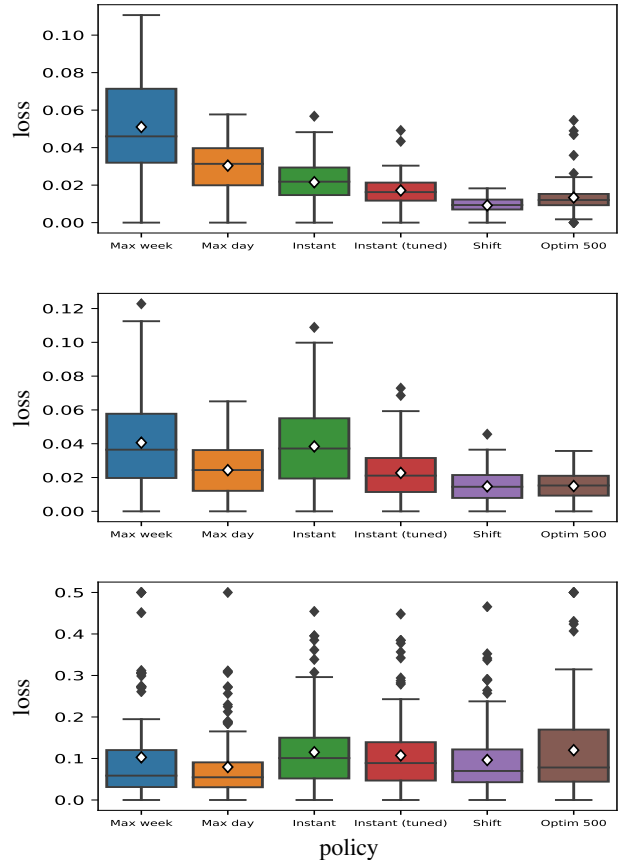


Figure 4: Losses obtained on the datasets D_1 (top), D_2 (middle), and R_1 (bottom) for the presented policies.

of the optimization computational cost. Therefore, a practical predictive auto-scaling solution should adopt this policy. The datasets increase in strength of seasonality in relation to the noise level as $R_1 \rightarrow D_2 \rightarrow D_1$. Intuitively, the stronger this signal to noise ratio is, the more important seasonal scaling becomes. For weak seasonality the simple max scaling baselines already work well – no scaling is necessary in the limit of very weak seasonality. For large noise, the forecasting and optimization problems also become more challenging, which increases the variance for the optimization method in this case.

5. CONCLUSION

We introduced a predictive auto-scaling problem formulation which takes a random delay of resource availability and a limiting throughput into account. Incorporating probabilistic forecasts, as opposed to merely point forecasts, we obtain a rigorous mathematical optimization problem formulation for which we provide a heuristics that works as well as optimal solutions in practically relevant scenarios at a fraction of the compute cost.

6. ADDITIONAL AUTHORS

7. REFERENCES

- [1] C. Qu, R. N. Calheiros, and R. Buyya, “Auto-scaling web applications in clouds: A taxonomy and survey,” *ACM Comput. Surv.*, vol. 51, pp. 73:1–73:33, July 2018.

- [2] S. Makridakis, E. Spiliotis, and V. Assimakopoulos, "The m4 competition: Results, findings, conclusion and way forward," *International Journal of Forecasting*, vol. 34, no. 4, pp. 802–808, 2018.
- [3] C. Wu, V. Sreekanti, and J. M. Hellerstein, "Autoscaling tiered cloud storage in anna," *Proc. VLDB Endow.*, vol. 12, pp. 624–638, Feb. 2019.
- [4] L. Moore, K. Bean, and T. Ellahi, "A coordinated reactive and predictive approach to cloud elasticity," *Proc. of Fourth International Conference on Cloud Computing, GRIDs, and Virtualization*, pp. 87–92, 01 2013.
- [5] V. R. Messias, J. C. Estrella, R. Ehlers, M. J. Santana, R. C. Santana, and S. Reiff-Marganiec, "Combining time series prediction models using genetic algorithm to autoscaling web applications hosted in the cloud infrastructure," *Neural Computing and Applications*, vol. 27, pp. 2383–2406, Nov 2016.
- [6] D. Kirchoff, M. Xavier, J. Mastella, and C. De Rose, "A preliminary study of machine learning workload prediction techniques for cloud applications," in *2019 27th Euromicro International Conference on Parallel, Distributed and Network-Based Processing (PDP)*, pp. 222–227, 02 2019.
- [7] W. Lang, K. Ramachandra, D. J. DeWitt, S. Xu, Q. Guo, A. Kalhan, and P. Carlin, "Not for the timid: On the impact of aggressive over-booking in the cloud," *Proc. VLDB Endow.*, vol. 9, no. 13, pp. 1245–1256, 2016.
- [8] L. Ma, D. Van Aken, A. Hefny, G. Mezerhane, A. Pavlo, and G. J. Gordon, "Query-based workload forecasting for self-driving database management systems," in *Proceedings of the 2018 International Conference on Management of Data, SIGMOD '18*, (New York, NY, USA), pp. 631–645, ACM, 2018.
- [9] R. Taft, N. El-Sayed, M. Serafini, Y. Lu, A. Aboulmaga, M. Stonebraker, R. Mayerhofer, and F. Andrade, "P-store: An elastic database system with predictive provisioning," in *SIGMOD 2018 - Proceedings of the 2018 International Conference on Management of Data*, pp. 205–219, Association for Computing Machinery, may 2018. 44th ACM SIGMOD International Conference on Management of Data, SIGMOD 2018 ; Conference date: 10-06-2018 Through 15-06-2018.
- [10] C. Faloutsos, J. Gasthaus, T. Januschowski, and Y. Wang, "Forecasting big time series: Old and new," *Proc. VLDB Endow.*, vol. 11, no. 12, pp. 2102–2105, 2018.
- [11] C. Faloutsos, J. Gasthaus, T. Januschowski, and Y. Wang, "Classical and contemporary approaches to big time series forecasting," in *Proceedings of the 2019 International Conference on Management of Data, SIGMOD '19*, pp. 2042–2047, ACM, 2019.
- [12] D. Simchi-levi, X. Chen, and J. Bramel, "The logic of logistics. theory, algorithms, and applications for logistics and supply chain management. 2nd ed," 01 2004.
- [13] S. Smyl, J. Ranganathan, and A. Pasqua, "M4 forecasting competition: Introducing a new hybrid es-rnn model," *URL: <https://eng.uber.com/m4-forecasting-competition>*, 2018.
- [14] D. Salinas, V. Flunkert, J. Gasthaus, and T. Januschowski, "DeepAR: Probabilistic Forecasting with Autoregressive Recurrent Networks," *International Journal of Forecasting*, 2019.
- [15] S. S. Rangapuram, M. W. Seeger, J. Gasthaus, L. Stella, Y. Wang, and T. Januschowski, "Deep state space models for time series forecasting," in *Advances in Neural Information Processing Systems*, pp. 7785–7794, 2018.
- [16] M. Borkowski, C. Hochreiner, and S. Schulte, "Minimizing cost by reducing scaling operations in distributed stream processing," *Proc. VLDB Endow.*, vol. 12, no. 7, 2019.
- [17] D. Salinas, M. Bohlke-Schneider, L. Callot, J. Gasthaus, and R. Medico, "High-dimensional multivariate forecasting with low-rank gaussian copula processes," *Advances in Neural Information Processing Systems*, 2019. Online Real-Time Learning Strategies for Data Streams.
- [18] W. Lang, F. Bertsch, D. J. DeWitt, and N. Ellis, "Microsoft azure sql database telemetry," in *Proceedings of the Sixth ACM Symposium on Cloud Computing, SoCC '15*, (New York, NY, USA), pp. 189–194, ACM, 2015.
- [19] J. Schaffner and T. Januschowski, "Realistic tenant traces for enterprise dbaas," in *Workshops Proceedings of the 29th IEEE International Conference on Data Engineering, ICDE 2013, Brisbane, Australia, April 8-12, 2013*, pp. 29–35, 2013.
- [20] J. Duggan, U. Cetintemel, O. Papaemmanouil, and E. Upfal, "Performance prediction for concurrent database workloads," in *Proceedings of the 2011 ACM SIGMOD International Conference on Management of Data, SIGMOD '11*, (New York, NY, USA), pp. 337–348, ACM, 2011.
- [21] B. Mozafari, C. Curino, A. Jindal, and S. Madden, "Performance and resource modeling in highly-concurrent oltp workloads," in *Proceedings of the 2013 ACM SIGMOD International Conference on Management of Data, SIGMOD '13*, pp. 301–312, 2013.
- [22] S. Das, F. Li, V. Narasayya, and A. C. KÄűnig, "Automated demand-driven resource scaling in relational database-as-a-service," in *ACM International Conference on Management of Data (SIGMOD) 2016*, ACM - Association for Computing Machinery, June 2016.
- [23] A. Caner Turkmen, Y. Wang, and T. Januschowski, "Intermittent Demand Forecasting with Deep Renewal Processes," *arXiv e-prints*, p. arXiv:1911.10416, Nov. 2019.
- [24] T. Gneiting, F. Balabdaoui, and A. E. Raftery, "Probabilistic forecasts, calibration and sharpness," *Journal of the Royal Statistical Society: Series B (Statistical Methodology)*, vol. 69, no. 2, pp. 243–268, 2007.
- [25] A. Gleixner, M. Bastubbe, L. Eifler, T. Gally, G. Gamrath, R. L. Gottwald, G. Hendel, C. Hojny, T. Koch, M. Lübbecke, S. J. Maher, M. Miltenberger, B. Müller, M. E. Pfetsch, C. Puchert, D. Rehfeldt, F. Schlösser, C. Schubert, F. Serrano, Y. Shinano, J. M. Viernickel, M. Walter, F. Wegscheider, J. T. Witt, and J. Witzig, "The scip optimization suite 6.0," Tech. Rep. 18-26, ZIB, Takustr. 7, 14195 Berlin, 2018.
- [26] T. SimPy, "Simpy: Discrete event simulation for python," *Python package version*, vol. 3, no. 9, p. 7, 2017.