

Framework for a DLT Based COVID-19 Passport

1st Sarang Chaudhar

Dept. of Computer Science and Engineering
Indian Institute of Technology Delhi
cs1180381@iitd.ac.in

2nd Michael Clear

School of Computer Science and Statistics
Trinity College Dublin
clearm@tcd.ie

3rd Hitesh Tewari

School of Computer Science and Statistics
Trinity College Dublin
htewari@tcd.ie

Abstract—Uniquely identifying individuals across the various networks they interact with on a daily basis remains a challenge for the digital world that we live in, and therefore the development of secure and efficient privacy preserving identity mechanisms has become an important field of research. In addition, the popularity of decentralised decision making networks such as Bitcoin has seen a huge interest in making use of distributed ledger technology to store and securely disseminate end user identity credentials. In this paper we describe a mechanism that allows one to store the COVID-19 vaccination details of individuals on a publicly readable, decentralised, immutable blockchain, and makes use of a two-factor authentication system that employs biometric cryptographic hashing techniques to generate a unique identifier for each user. Our main contribution is the employment of a provably secure input-hiding, locality-sensitive hashing algorithm over an iris extraction technique, that can be used to authenticate users and anonymously locate vaccination records on the blockchain, without leaking any personally identifiable information to the blockchain.

I. INTRODUCTION

The current COVID-19 pandemic has brought into sharp focus the urgent need for a “passport” like instrument, which can be used to easily identify a user’s vaccination record, travel history etc., as they traverse the globe. However, given the large number of potential users of such a system and the involvement of many organizations in different jurisdictions, we need to design a system that is easy to sign up for end users, and for it to be rolled out at a rapid rate.

The use of hardware devices such as smart cards or mobile phones for storing such data is going to be financially prohibitive for many users, especially those in developing countries. Also, past experience has shown that such “hardware tokens” are sometimes prone to design flaws that only come to light once a large number of the tokens are in circulation. Such flaws usually require remedial action in terms of software or hardware updates, which can prove to be very disruptive and costly.

An alternative to the above dilemma is an *online passport* mechanism. An obvious choice for the implementation of

such a system is a blockchain, that provides a “decentralized immutable ledger” which can be configured in a manner such that it can be only written to by *authorised entities* (i.e. there is no requirement for a hard computation such as proof-of-work (PoW) to be carried out for monetary reward), but can be queried by anyone. However, one of the main concerns for such a system is based on: How does one preserve the privacy of user data on a public blockchain while providing a robust mechanism to link users to their data records securely? In other words, one of the key requirements is to avoid having any personally identifiable information (PII) belonging to users stored on the blockchain.

In the subsequent sections we describe some of the key components of our system and the motivation that led us to use them. The three major components are - extraction of iris templates, a hashing mechanism to store them securely and a blockchain technology. Finally, we present a formal description of our framework which uses the aforementioned components as building blocks. However, first we will briefly discuss some related work.

A. Related Work

There has been considerable work on biometric cryptosystems and cancellable biometrics, which aims to protect biometric data when stored for the purpose of authentication cf. [11]. Biometric hashing is one such approach that can achieve the desired property of irreversibility, albeit without salting (we need some user-specific information for this) it does not achieve unlinkability. Research in biometric hashing for generating the same hash for different biometric templates from the same user is at an infant stage and existing work does not provide strong security assurances. Locality-sensitive hashing is the approach we explore in this paper, which has been applied to biometrics in existing work; for example a recent paper by Dang et al. [3] applies a variant of SimHash, a hash function we use in this paper, to face templates. However the technique of applying locality-sensitive hashing to a biometric template has not been employed, to the best of our knowledge, in a system such as ours.

This work was supported, in part, by Science Foundation Ireland grant 13/RC/2094 and co-funded under the European Regional Development Fund through the Southern & Eastern Regional Operational Programme to Lero - the Science Foundation Ireland Research Centre for Software (www.lero.ie)

II. IRIS TEMPLATE EXTRACTION

Iris biometrics is considered as one of the most reliable techniques for implementing identification systems. For the *ID* of our system (discussed in the overview of our framework in Section V), we needed an algorithm that can provide us with consistent iris templates, which will have not only low intra-class variability, but also show high inter-class variability. This requirement is essential because we would expect the iris templates for the same subject to be similar, as this would then be hashed using the technique described in the section III. Iris based biometric techniques have received some good attention in the last decade. One of the most successful technique was put forward by John Daugman [4], but most of the current best-in-class techniques are patented and hence unavailable for an open-source use. For the purpose of writing this paper, we have used the work by Libor Masek [6] which is an open-source implementation of a reasonably reliable iris recognition technique. Users can always opt for other commercial biometric solutions when trying to deploy our work independently.

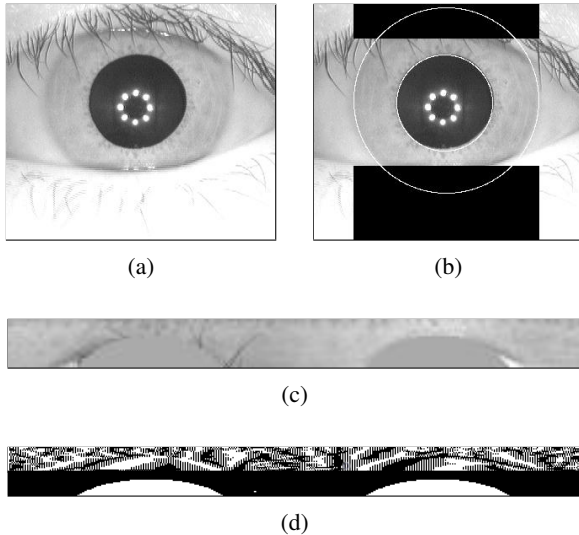


Fig. 1: Masek's Iris Template Extraction Algorithm

Masek's technique worked for grey-scale eye images, which were processed in order to extract the binary template. At first, the segmentation algorithm, based on a Hough Transform is used to localise the iris and pupil regions and also isolate the eyelid, eyelash and reflections as shown in Figures 1a and 1b. The segmented iris region is then normalised i.e, unwrapped into a rectangular block of constant polar dimensions as shown in Figure 1c. The iris features are extracted from the normalised image by one-dimensional Log-Gabor filters to produce a bit-wise iris template and mask as shown in Figure 1d. We denote the complete algorithm by `Iris.ExtractFeatureVector` which takes a scanned image as input and outputs a binary feature vector $\mathbf{fv} \in \{0, 1\}^n$ (this algorithm is called upon by our framework in Section V). This data is then used for matching, where the Hamming distance

is used as the matching metric. We have used CASIA-Iris-Interval database [2] in Figure 1 and for some preliminary testing.

Threshold	FAR	FRR
0.20	0.000	74.046
0.25	0.000	45.802
0.30	0.000	25.191
0.35	0.000	4.580
0.40	0.005	0.000
0.45	7.599	0.000
0.50	99.499	0.000

TABLE I: FAR and FRR for the CASIA-a Data Set

Table I shows the performance of Masek's technique as reported by him in his original thesis [7]. This algorithm performs quite well for a threshold of 0.4 where the false acceptance rate (FAR) is 0.005 and the false rejection rate (FRR) is 0. These values are used when we present our results to compare the performance of our technique when a biometric template is first hashed and then the FAR and FRR are measured by hamming distances, as opposed to directly measuring the hamming distances in the original biometric templates. One would assume the performance of our work to get better with the increase in efficiency of extracting consistent biometric templates by other methods.

III. LOCALITY-SENSITIVE HASHING

To preserve the privacy of individuals on the blockchain, the biometric data has to be encrypted before being written to the ledger. Hashing is a good *alternative* to achieve this, but techniques such as SHA-256 and SHA-3 cannot be used, since the biometric templates that we extracted above can show differences across various scans for the same individual. Hence using those hash functions would produce completely different hashes. Therefore, we seek a hash function that generates "similar" hashes for similar biometric templates. This prompts us to explore Locality-Sensitive Hashing (LSH), which has exactly this property. Various LSH techniques have been researched to identify that files (i.e. byte streams) are similar based on their hashes. In the appendix, we examine a well-known LSH function called TLSH that exhibits high performance and matching accuracy but, as determined in the appendix, does not provide a sufficient degree of security for our application. Below we assess another type of LSH function, which does not have the same runtime performance as TLSH, but as we shall see, exhibits provable security for our application and therefore is good choice for adoption in our framework.

A. SimHash

Random projection hashing, proposed by Charikar [1], preserves the cosine distance between two vectors in the output of the hash, such that two hashes are probabilistically similar depending on the cosine distance between the two preimage vectors. This hash function is called SimHash. We describe a slight variant of SimHash here, which we call S3Hash. In

our variant, the random vectors that are used are sampled from the finite field of $\mathbb{F}_3 = \{-1, 0, 1\}$. Suppose we choose a hash length of m bits. Now for our purposes, the input vectors to the hash are binary vectors in $\{0, 1\}^n$ for some n . Then first we choose m random vectors $\mathbf{r}_i \leftarrow \mathbb{F}_3^m$ for $i \in \{1, \dots, m\}$. Let $R = \{\mathbf{r}_i\}_{i \in \{1, \dots, m\}}$ be the set of these random vectors. The hash function $\text{S3Hash}_R : \{0, 1\}^n \rightarrow \{0, 1\}^m$ is thus defined as:

$$\text{S3Hash}_R(\mathbf{x}) = (\text{sgn}(\langle \mathbf{x}, \mathbf{r}_1 \rangle), \dots, \text{sgn}(\langle \mathbf{x}, \mathbf{r}_m \rangle)) \quad (1)$$

where $\text{sgn} : \mathbb{Z} \rightarrow \{0, 1\}$ returns 0 if its integer argument is negative and returns 1 otherwise. Note that the notation $\langle \cdot, \cdot \rangle$ denotes the inner product between the two specified vectors. Let $\mathbf{x}_1, \mathbf{x}_2 \in \{0, 1\}^n$ be two input vectors. It holds for all $i \in \{1, \dots, m\}$ that $\Pr[h_i^{(1)} = h_i^{(2)}] = 1 - \frac{\theta(\mathbf{x}_1, \mathbf{x}_2)}{\pi}$ where $\mathbf{h}^{(1)} = \text{S3Hash}_R(\mathbf{x}_1)$, $\mathbf{h}^{(2)} = \text{S3Hash}_R(\mathbf{x}_2)$ and $\theta(\mathbf{x}_1, \mathbf{x}_2)$ is the angle between \mathbf{x}_1 and \mathbf{x}_2 . Therefore the similarity of the inputs is preserved in the similarity of the hashes.

An important question is: Is this hash function suitable for our application? The answer is in the affirmative because irrespective of the fact that the function is trivially invertible using linear algebra, and therefore not one-way, it can be proved that the function information-theoretically obeys a weaker but sufficient property we call *input-hiding*. The notion of *input hiding* means that if we choose some binary vector $\mathbf{x} \in \{0, 1\}^n$ and give the hash $\mathbf{h} = \text{S3Hash}_R(\mathbf{x})$ to an adversary, it is either computationally hard or information-theoretically impossible (as we have here) for the adversary to learn \mathbf{x} or any partial information about \mathbf{x} . This property is sufficient in our application since we only have to ensure that no information is leaked about the user's iris template.

We now prove that our variant locality-sensitive hash function S3Hash is information-theoretically input hiding.

Theorem 3.1: S3Hash is information-theoretically input hiding.

Proof: The random vectors in R can be thought of as vectors of coefficients corresponding to a set of m linear equation in n unknowns on the left hand side and on the right hand side we have the m elements, one for each equation, which are components of the hash i.e. (h_1, \dots, h_m) . Now the random vectors are chosen to be ternary. However, this is isomorphic to the finite field \mathbb{F}_3 . Therefore, we can view the set of linear equations as over the field \mathbb{F}_3 . While the computation of the hash takes place in \mathbb{Z} , the resulting values of the hash, on the RHS of the equations, is in the field \mathbb{F}_3 and are obtained from the sgn function. However evaluation of the sgn function obtains a potentially different element than what would correspond to evaluation of the linear equations for \mathbf{x} over \mathbb{Z} as done in the hash and modular reduction (by 3); that is, in other words, evaluations of the equations in \mathbb{F}_3 . To correct this discrepancy, we can introduce m additional unknowns into the equations and choose m additional coefficient vectors \mathbf{r}_{m+i} for $i \in [m]$ where we set the vector $\mathbf{r}_{m+i} \leftarrow (\underbrace{0}_{i-1}, 1, \underbrace{0}_{m-i})$. Then suppose $u_1, \dots, u_m \in \mathbb{F}_3$ are

the correct RHS values one should obtain if evaluating the original set of linear equations (with n unknowns) over \mathbb{F}_3 with solution vector $\mathbf{x} \in \{0, 1\}^n \subset \mathbb{F}_3^n$ whereas due to the way the sgn function is computed when evaluating the hash, one instead obtains $h_1, \dots, h_m \in \{0, 1\} \subset \mathbb{F}_3$. Let the m offsets needed to "correct" the equations be denoted by t_1, \dots, t_m . Now a solution vector for the expanded set of linear equations is the vector $(x_1, \dots, x_n, t_1, \dots, t_m)$ which correctly gives the RHS values in \mathbb{F}_3 of u_1, \dots, u_m . Now since this a linear system in $n + m$ unknowns with only $m < n + m$ equations, it is an underdetermined system. Furthermore, it is over a finite field. Therefore information theoretically there is not enough information to distinguish any solution and each possible solution over \mathbb{F}_3^{n+m} is equally likely. The result follows. ■

B. Evaluation

We have ran experiments with S3Hash applied to feature vectors obtained using our `Iris.ExtractFeatureVector` algorithm. The distance measure we use is the hamming distance. The results of these experiments are shown in Table II. Results for a threshold of 0.3 in particular indicates that our approach shows promise. We hope to make further improvements in future work.

Threshold	FAR	FRR
0.25	3.99	64.26
0.26	6.35	57.35
0.27	9.49	49.63
0.28	13.92	43.79
0.29	19.60	36.47
0.3	26.23	30.79
0.31	34.01	25.10
0.32	42.30	19.33
0.33	50.91	16.00
0.34	59.04	11.94
0.35	67.05	8.53

TABLE II: FAR and FRR for the CASIA-Iris-Interval Data Set

IV. BLOCKCHAIN

A blockchain is used in the system for immutable storage of vaccination records of individuals. The blockchain we employ is a *permissioned* ledger to which blocks can only be added by authorized entities or persons such as hospitals, primary health care centers, clinicians etc. Such entities have to obtain a public-key certificate from a trusted third party and store it on the blockchain as a transaction before they are allowed to add blocks to the ledger. The opportunity to add a new block is controlled in a *round robin* fashion, thereby eliminating the need to perform a computationally intensive PoW process. Any transactions that are broadcast to the P2P network are signed by the entity that created the transaction, and can be verified by all other nodes by downloading the public key of the signer from the ledger itself. An example of distributed ledger technology that fulfills the above requirements is MultiChain [8].

A. Interface

We now describe an abstract interface for the permissioned blockchain that captures the functionality we need. Consider a set of parties $\hat{\mathbb{P}}$. A subset of parties $\mathbb{P} \subset \hat{\mathbb{P}}$ are authorized to write to the blockchain. Each party $\mathcal{P} \in \mathbb{P}$ has a secret key $sk_{\mathcal{P}}$ which it uses to authenticate itself and gain permission to write to the blockchain. How a party acquires authorization is beyond the scope of this paper. For our purposes, the permissioned blockchain consists of the following algorithms:

- **Blockchain.Broadcast($\mathcal{P}, sk_{\mathcal{P}}, tx$):** On input a party identifier \mathcal{P} that identifies the sending party, a secret key $sk_{\mathcal{P}}$ for party \mathcal{P} and a transaction tx (whose form is described below), then broadcast the transaction tx to the peer-to-peer network for inclusion in the next block. The transaction will be included iff $\mathcal{P} \in \mathbb{P}$.
- **Blockchain.AnonBroadcast($sk_{\mathcal{P}}, tx$):** On input a secret key $sk_{\mathcal{P}}$ for a party \mathcal{P} and a transaction tx , then anonymously broadcast the transaction tx to the peer-to-peer network for inclusion in the next block. The transaction will be included iff $\mathcal{P} \in \mathbb{P}$.
- **Blockchain.GetNumBlocks():** Return the total number of blocks currently in the blockchain.
- **RetrieveBlock(blockNo):** Retrieve and return the block at index blockNo, which is a non-negative integer between 0 and Blockchain.GetNumBlocks() - 1.

A transaction has the form (type, payload, party, signature). A transaction in an anonymous broadcast is of the form (type, payload, \perp , \perp). The payload of a transaction is interpreted and parsed depending on its type. In our application, there are two permissible types: 'rec' (a record transaction which consists of a pair (ID, record)) and 'hscan' (biometric hash transaction which consists of a hash of an iris feature vector). This will become clear from context in our formal description of our framework in the next section which makes use of the above interface as a building block. The final point is that a block is a pair (hash, transactions) consisting of the hash of the block and a set of transactions $\{tx_i\}_{i \in [l]}$.

V. OUR FRAMEWORK

A. Overview

In this section we provide a formal description of our proposed framework which makes use of the building blocks presented in the previous sections. Our proposed system makes use of a two-factor authentication mechanism to uniquely identify an individual on the blockchain. The parameters required to recreate an identifier is based on information that “one knows” and biometric information that “one possess”.

When a user presents themselves to an organization participating in the system, such as a hospital, primary care center, GP clinic etc., that has the authority to add transactions to the blockchain, they are asked for their *DoB* (dd/mm/yyyy) and *Gender* (male/female/other) details. In addition, the organization captures a number of scans of the user’s iris, and creates a hash $H_1(fv)$ from the feature vector extracted from

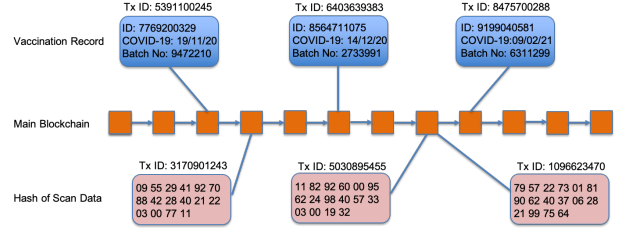


Fig. 2: Blockchain Structure

the “best” biometric scan data. Our system then generates an unique 256-bit identifier (*ID*) for the user:

$$ID = H_2(DoB \parallel Gender \parallel H_1(fv)) \quad (2)$$

If the user is presenting to the system for the first time, then a hash of the user’s iris scan data i.e. $H_1(fv)$ is stored as an *anonymous transaction* on the blockchain. As we can see in Figure 2, there are three anonymous transactions (i.e. Hash of Scan Data) stored on the blockchain pertaining to three different users. The reader is referred to Section III for more details on how the hash is calculated in our system. Note that the storage of the anonymous hash data has to be carried only *once* per registered user in the system. A secondary transaction which consists of the derived *ID* and the user’s vaccination record is also stored separately on the blockchain. Figure 2 shows a blockchain in which there are three COVID-19 vaccination record transactions on the blockchain pertaining to three different users.

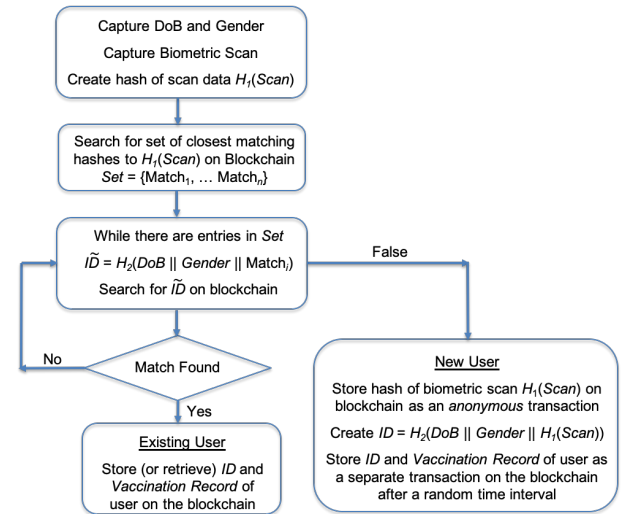


Fig. 3: Algorithm Workflow

Figure 3 describes the overall algorithm that we employ in our proposed system. When a user presents themselves to an entity or organisation running the service, they are asked for their *DoB* and *Gender*, and to provide an iris scan (*Scan*). The system creates a hash $H_1(fv)$ out of the feature vector extracted from the “best” biometric data out of a few scans that it takes of the user’s iris. The algorithm then tries to

match the calculated hash $H_1(\mathbf{fv})$ with existing “anonymous” hashes that are stored on the blockchain. It may get back a set of hashes that are somewhat “close” to the calculated hash. In that case the algorithm concatenates each returned hash ($Match_i$) with the user’s *DoB* and *Gender* to produce \tilde{ID} . It then tries to match \tilde{ID} with an *ID* in a vaccination record transaction on the blockchain.

If a match is found then the user is already registered on the system and has a vaccination record. At this point we may just wish to retrieve the record or add an additional record for the user, e.g. when a booster dose has been administered to the user. However if we go through the set of returned matches and cannot match \tilde{ID} to an existing *ID* in a vaccination record on the blockchain, i.e. this is the first time the user is presenting to the service, then we store the iris scan hash data $H_1(\mathbf{fv})$ as an anonymous record on the blockchain, and subsequently the *ID* and COVID-19 vaccination details for the user as a separate transaction. In each case the transaction is broadcast at a *random interval* on the blockchain peer-to-peer (P2P) network for it to be verified by other nodes in the system, and for it to be eventually added to a block to the blockchain. Uploading the two transactions belonging to a user at random intervals ensures that the transactions are stored on separate blocks on the blockchain, and an attacker is not easily able to identify the relationship between the two.

B. Formal Description

We present a formal description of our framework in Figure 4 and Figure 5. Note that the algorithms described in these figures are intended to formally describe the fundamental desired functionality of our framework and are so described for ease of exposition and clarity; in particular, they are naive and non-optimized, specifically not leveraging more efficient data structures as would a real-world implementation.

Let \mathcal{H} be a family of collision-resistant hash functions. The algorithms in Figure 4 are stateful (local variables that contain retrieved information from the blockchain are shared and accessible to all algorithms). Furthermore, the parameters tuple *params* generated in *Setup* is an implicit argument to all other algorithms.

The algorithms invoked by the algorithms in Figure 4 can be found in Figure 5.

VI. FUTURE WORK

A natural direction for future work is to conduct a thorough analysis of Locality-sensitive hashing in security applications. In this work, we argue that the technique of random projection which has provable security for our requirements should be preferred over a *candidate* LSH such as TLSH, which has only heuristic security. A more in-depth analysis of TLSH from a security perspective is a potential avenue of future work. Our system also does not achieve unlinkability, the property whereby the stored data pertaining to the biometric, which in our case is the LSH hash, if generated multiple times for the same user should not make it possible to determine that they belong to the same user. This is important for revocability

Algorithm Setup(1^λ)
 $\mathbf{r}_i \leftarrow \{-1, 0, 1\}^n$ for $i \in \{1, \dots, m\}$ for $i \in [m]$.
 $R \leftarrow \{\mathbf{r}_1, \dots, \mathbf{r}_m\}$
 $H_1 \leftarrow \mathcal{H}$
 $H_2 \leftarrow \text{S3Hash}_R$
 $\text{numBlocks} \leftarrow 0$
 $\text{ids} \leftarrow \emptyset$
 $\text{records} \leftarrow \emptyset$
 $\text{hscans} \leftarrow \emptyset$
 $\text{Sync}()$
 Return *params* := (H_1, H_2)

Algorithm AddRecord($\mathcal{P}, \text{sk}_{\mathcal{P}}, \text{dob}, \text{gender}, \text{scan}, \text{record}$)
 $\text{ID} \leftarrow \text{Authenticate}(\text{dob}, \text{gender}, \text{scan})$
 If $\text{ID} = \perp$:
 $\text{ID} \leftarrow \text{Enroll}(\mathcal{P}, \text{sk}_{\mathcal{P}}, \text{dob}, \text{gender}, \text{scan}, \text{record})$
 Return
 $\text{payload} \leftarrow (\text{ID}, \text{record})$
 $\sigma \leftarrow \text{Sign}(\text{sk}_{\mathcal{P}}, \text{payload})$
 $\text{tx} \leftarrow (\text{'rec'}, \text{payload}, \mathcal{P}, \sigma)$
 $\text{Blockchain.Broadcast}(\mathcal{P}, \text{sk}_{\mathcal{P}}, \text{tx})$
 $\text{records} \leftarrow \text{records} \cup \{(\text{ID}, \text{record})\}$

Algorithm FetchRecords($\text{dob}, \text{gender}, \text{scan}$)
 $\text{ID} \leftarrow \text{Authenticate}(\text{dob}, \text{gender}, \text{scan})$
 If $\text{ID} = \perp$:
 Return \emptyset
 $\text{results} \leftarrow \{\text{record} : (\text{ID}, \text{record}) \in \text{records}\}$
 Return *results*

Fig. 4: Our framework for a COVID-19 passport.

and then later renewability (when the user enrolls again after revocation), which our system can support but in a transparent manner that reveals the revocation and renewal of the user. Keeping this information private is another direction for future work. However since our application is medical and would be unlikely that someone would wish to revoke vaccination records, it is not particularly a high-priority feature.

VII. CONCLUSION

In this paper we have detailed a framework to build a global vaccination passport using a distributed ledger. The main contribution of our work is to combine a Locality-sensitive hashing mechanism with a blockchain to store the vaccination records of users. The SimHash LSH function is used to derive an identifier that leaks no personal information about an individual. The only way to extract a user record from the blockchain is by the user presenting themselves in person to an authorised entity, and providing an iris scan along with other personal data in order to drive the correct user identifier.

The blockchain based mechanism that we have proposed can also be used as *generalised healthcare* management system [5], [12] with the actual data being stored off-chain for purposes of efficiency. Once the user identifier has been recreated it can be used to pull all records associated with the identifier, thereby creating the full medical history of an individual. As detailed in Section VI we are in the middle

Algorithm Authenticate(dob, gender, scan)
 Sync()
 $fv \leftarrow \text{Iris.ExtractFeatureVector}(\text{scan})$
 $hscan \leftarrow H_2(fv)$
 $ID \leftarrow H_1(\text{dob} \parallel \text{gender} \parallel hscan)$
 If $ID \in \text{ids}$:
 Return ID
 For each $h \in \text{hscans}$:
 $d \leftarrow \text{Dist}(hscan, h)$
 If $d < \text{THRESHOLD}$:
 $\widetilde{ID} \leftarrow H_1(\text{dob} \parallel \text{gender} \parallel h)$
 If $\widetilde{ID} \in \text{ids}$:
 Return \widetilde{ID}
 Return \perp

Algorithm Enroll(\mathcal{P} , $sk_{\mathcal{P}}$, dob, gender, scan, initRecord)
 Sync()
 $fv \leftarrow \text{Iris.ExtractFeatureVector}(\text{scan})$
 $hscan \leftarrow H_2(fv)$
 $ID \leftarrow H_1(\text{dob} \parallel \text{gender} \parallel hscan)$
 $\text{payload} \leftarrow (ID, \text{initRecord})$
 $\sigma \leftarrow \text{Sign}(sk_{\mathcal{P}}, \text{payload})$
 $\text{tx} \leftarrow ('rec', \text{payload}, \mathcal{P}, \sigma)$
 Blockchain.Broadcast(\mathcal{P} , $sk_{\mathcal{P}}$, tx)
 $t \leftarrow \{1, \dots, 100\}$
 $\text{tx}' \leftarrow ('hscan', hscan)$
 Queue execution of Blockchain.AnonBroadcast($sk_{\mathcal{P}}$, tx')
 after time t
 $\text{ids} \leftarrow \text{ids} \cup \{ID\}$
 $\text{hscans} \leftarrow \text{hscans} \cup \{hscan\}$
 $\text{records} \leftarrow \text{records} \cup \{(ID, \text{initRecord})\}$
 Return ID

Algorithm Sync()
 $\text{newNumBlocks} \leftarrow \text{Blockchain.GetNumBlocks}()$
 If $\text{newNumBlocks} > \text{numBlocks}$:
 For $\text{numBlocks} \leq i < \text{newNumBlocks}$:
 $\text{block} \leftarrow \text{Blockchain.RetrieveBlock}(i)$
 $(\text{hash}, \text{transactions}) \leftarrow \text{block}$
 For each $\text{tx} \in \text{transactions}$:
 $(\text{type}, \text{payload}, \cdot, \cdot) \leftarrow \text{tx}$
 If $\text{type} = 'rec'$:
 $(ID, \text{record}) \leftarrow \text{payload}$
 $\text{ids} \leftarrow \text{ids} \cup \{ID\}$
 $\text{records} \leftarrow \text{records} \cup \{(ID, \text{record})\}$
 Else if $\text{type} = 'hscan'$:
 $hscan \leftarrow \text{payload}$
 $\text{hscans} \leftarrow \text{hscans} \cup \{hscan\}$
 $\text{numBlocks} \leftarrow \text{newNumBlocks}$

Fig. 5: Additional algorithms used by our framework.

REFERENCES

- [1] S. Charikar. Similarity estimation techniques from rounding algorithms. In *Proceedings of the 34th Annual ACM Symposium on Theory of Computing*, pages 380–388, 2002.
- [2] Chinese Academy Sciences' Institute of Automation (CASIA) - Iris Image Database. <http://biometrics.idealtest.org/>.

- [3] T. M. Dang, L. Tran, T. D. Nguyen, and D. Choi. Fehash: Full entropy hash for face template protection. In *Proceedings of the IEEE/CVF Conference on Computer Vision and Pattern Recognition (CVPR) Workshops*, June 2020.
- [4] J. Daugman. Statistical richness of visual phase information: Update on recognizing persons by iris patterns. *International Journal of Computer Vision*, 45:25–38, 2001.
- [5] M. Hanley and H. Tewari. Managing lifetime healthcare data on the blockchain. In *2018 IEEE SmartWorld, Ubiquitous Intelligence & Computing, Advanced & Trusted Computing, Scalable Computing & Communications, Cloud & Big Data Computing, Internet of People and Smart City Innovation (SmartWorld/SCALCOM/UIC/ATC/CBDCom/IOP/SCI)*, pages 246–251, Guangzhou, 2018.
- [6] L. Masek. Recognition of human iris patterns for biometric identification. Final Year Project, The School of Computer Science and Software Engineering, The University of Western Australia, 2003.
- [7] L. Masek and P. Kovesi. Matlab source code for a biometric identification system based on iris patterns. The School of Computer Science and Software Engineering, The University of Western Australia, 2003.
- [8] Multichain. <https://www.multichain.com/>.
- [9] J. Oliver, C. Cheng, and Y. Chen. Tlsh – a locality sensitive hash. In *Fourth Cybercrime and Trustworthy Computing Workshop*, pages 7–13, Sydney NSW, 2013.
- [10] P. Pearson. Fast hashing of variable-length text strings. *Communications of the ACM*, 33(6):677+, June 1990.
- [11] C. Rathgeb and A. Uhl. A survey on biometric cryptosystems and cancelable biometrics. *EURASIP J. Information Security*, 2011:3, 2011.
- [12] H. Tewari. Blockchain research beyond cryptocurrencies. *IEEE Communications Standards Magazine*, 3(4):21–25, Dec. 2019.

APPENDIX

An open-source algorithm for LSH is TLSH - Trend Micro Locality Sensitive Hash [9]. We believed that this hashing mechanism can be used on the biometric templates to generate similar hashes which can then be written to the ledger.

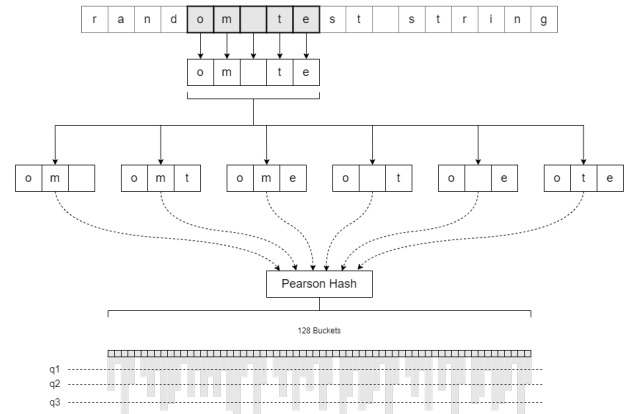


Fig. 6: Overview of the TLSH Mechanism

of developing a prototype implementation of the system and hope to present the results of our evaluation in a follow-on paper. At some time in the future, we hope to trial the system in the field, with the hope of rolling it out on a larger scale.

In TLSH, the input byte stream is processed using a sliding window of length 5 to populate the buckets. At each step, 6 triplets (out of a total of 10 possible triplets) are fed into the Pearson hashing function [10] which is used as a bucket mapping function. The bucket corresponding to the value we get from that function is incremented. Finally after the entire byte stream is traversed, quartile points (q_1 , q_2 and q_3) are calculated using the bucket values. We determine a 2 bit result for each of the buckets depending upon the value v it stores - 00 if $v \leq q_1$, else 01 if $v \leq q_2$, else 10 if $v \leq q_3$, else

11. The final hash value is the concatenation of an additional header and all these individual outputs.

If one of the bytes from the input stream is changed, it will affect the values of 18 buckets at maximum. However, since the final hash is calculated using quartiles, the effect will not be seen on all of the 36 bits (i.e. 2 bits each from each of those 18 buckets). When the change in input stream is larger, but localised, the total effect on the final hash per byte of input change is drastically reduced. This allows TLSH (and similar digest hashes) to be used for identification of spam emails and malware analysis when the input data is quite similar. This would also serve our purpose as is evident from the results.

A. Security

The TLSH hash function is not a cryptographically strong algorithm. It was not designed with security applications in mind. This is of considerable concern to us in this work as we need to ensure that the privacy of a user's sensitive iris template is upheld, and in particular, that given a TLSH output hash, it is infeasible for an adversary to reveal information about the input to the hash. At present, until a more thorough analysis of TLSH from a security perspective is conducted, our choice of TLSH for our system is provisional and comes with important caveats.

In fact, such apparent limitations inform a valuable direction for future work, namely an exploration of hash functions that offer both cryptographic strength and locality preservation while remaining practical. Immediately, there appears to be a severe impediment to achieving both simultaneously, which is that the strict avalanche criterion exemplifying the desired diffusion property of a cryptographically-strong hash function is explicitly violated in accommodating locality preservation. On the other hand, our application in this paper does not require all of the properties typically demanded of a cryptographically-secure hash function such as second-preimage resistance and collision resistance.

Specifically, the sought-after property here is a *variant* of preimage resistance i.e. that it is hard to find an input that hashes to a given hash value. This is because we restrict ourselves to an adversarial model where the adversary is not permitted access to partial information about a user's iris template, which models the information gleaned by an attacker from scrutiny of the public blockchain records and the hash outputs therein. We also do not want the attacker to learn partial information about the input to the hash function (i.e. the iris template), even if it remains computationally intractable to recover the preimage in its entirety. In fact, we do not require the hash function to be one-way. This is because in the cryptographic definition of one-way functions, it is required that it is hard to find *any* preimage of the function. However, we can relax our requirements here because it does not matter if for example a random preimage can be computed, as long as it is hard to find the specific preimage that was actually used in our application (i.e. the user's iris template). Precisely, the required security property is *input hiding*, defined in the next section.

Let us consider how a possible attack on TLSH would proceed with the objective of computing some partial information about the input, given just the hash h . We can achieve a lot with some precomputation using a brute-force approach for all n -bit combinations, where n is a "small" integer denoting the length of the bit sequence whose appearance in the input we wish to determine. Suppose we have $n = 24$, i.e. a triplet of bytes. We can apply Pearson and find the buckets for every n -bit combination. By looking at the two-bit designations for each bucket contained in the hash h , we can estimate how likely it is that the selected n -bit combination appears in the input. However, since there are a great many preimages that map to the same bucket, we can only make rough predictions. Immediately, for example, the absence of the n -bit combination or its relative infrequency in the input is evident from a low value corresponding to the associated bucket.

However, we can only establish a likelihood for the occurrence of the n -bit combination in the input; in particular, we strictly cannot determine the positions in the input these n -bit combinations occur. Nevertheless, we have identified a crude method to reveal certain partial information about the input. While this immediately precludes TLSH from being employed in general security applications, if we restrict ourselves to the specialized context of this work, we see that this approach might not be successful in revealing sensitive information about a user's iris template, although further investigation is needed to make firm conclusions. We concede that the cryptanalytic endeavor in this section is brief and cursory, we invite the community to conduct further cryptanalysis on the preimage resistance of TLSH. For the moment, strong security assurances cannot be made with respect to TLSH. Instead what we have is heuristic security. As such, TLSH is a *candidate* locality-sensitive hash function in relation to security.