

# Finding Closed Quasigeodesics on Convex Polyhedra\*

Erik D. Demaine<sup>†</sup>

Adam C. Hesterberg\*

Jason S. Ku<sup>‡</sup>

## Abstract

A *closed quasigeodesic* is a closed loop on the surface of a polyhedron with at most  $180^\circ$  of surface on both sides at all points; such loops can be locally unfolded straight. In 1949, Pogorelov proved that every convex polyhedron has at least three (non-self-intersecting) closed quasigeodesics, but the proof relies on a nonconstructive topological argument. We present the first finite algorithm to find a closed quasigeodesic on a given convex polyhedron, which is the first positive progress on a 1990 open problem by O’Rourke and Wyman. The algorithm’s running time is pseudopolynomial, namely  $O\left(\frac{n^2}{\varepsilon^2} \frac{L}{\ell} b\right)$  time, where  $\varepsilon$  is the minimum curvature of a vertex,  $L$  is the length of the longest edge,  $\ell$  is the smallest distance within a face between a vertex and a nonincident edge (minimum feature size of any face), and  $b$  is the maximum number of bits of an integer in a constant-size radical expression of a real number representing the polyhedron. We take special care with the model of computation, introducing the  *$O(1)$ -expression RAM* and showing that it can be implemented in the standard word RAM.

## 1 Introduction

A *geodesic* on a surface is a path that is locally shortest at every point, i.e., cannot be made shorter by modifying the path in a small neighborhood. A *closed geodesic* on a surface is a loop (closed curve) with the same property; notably, the locally shortest property must hold at all points, including the “wrap around” point where the curve meets itself. In 1905, Poincaré [Poi05] conjectured that every convex surface has a non-self-intersecting closed geodesic.<sup>1</sup> In 1927, Birkhoff [Bir27] proved this result, even in higher dimensions (for any smooth metric on the  $n$ -sphere). In 1929, Lyusternik and Schnirelmann [LS29] claimed that every smooth surface of genus 0 in fact has at least *three* non-self-intersecting closed geodesics. Their argument “contains some gaps” [BTZ83], filled in later by Ballmann [Bal78].

For non-smooth surfaces (such as polyhedra), an analog of a geodesic is a *quasigeodesic* — a path with  $\leq 180^\circ$  of surface on both sides locally at every point along the path. Equivalently, a quasigeodesic can be locally unfolded to a straight line: on a face, a quasigeodesic is a straight line; at an edge, a quasigeodesic is a straight line after the faces meeting at that edge are unfolded (developed) flat at that edge; and at a vertex of curvature  $\kappa$  (that is, a vertex whose sum of incident face angles is  $360^\circ - \kappa$ ), a quasigeodesic entering the vertex at a given angle can exit it anywhere in an angular interval of length  $\kappa$ , as in Figure 1. Analogously, a *closed quasigeodesic* is a loop

\*A preliminary version of this paper appeared at the *36th International Symposium on Computational Geometry (SoCG 2020)*.

<sup>†</sup>Computer Science and Artificial Intelligence Laboratory, Massachusetts Institute of Technology, Cambridge, MA, USA, {edemaine, achester}@mit.edu

<sup>‡</sup>Department of Electrical Engineering and Computer Science, Massachusetts Institute of Technology, Cambridge, MA, USA, jasonku@mit.edu

<sup>1</sup>Non-self-intersecting (quasi)geodesics are often called *simple* (quasi)geodesics in the literature; we avoid this term to avoid ambiguity with other notions of “simple”.

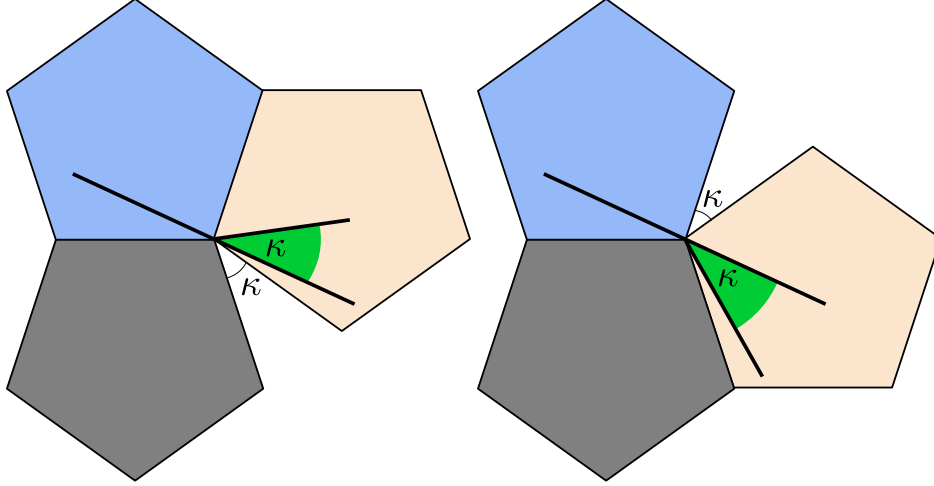


Figure 1: At a vertex of curvature  $\kappa$ , there is a  $\kappa$ -size interval of angles in which a segment of a quasigeodesic can be extended: the segment of geodesic starting on the left can continue straight in either of the pictured unfoldings, or any of the intermediate unfoldings in which the right pentagon touches only at a vertex.

which is quasigeodesic. In 1949, Pogorelov [Pog49] proved that every convex surface has at least three non-self-intersecting closed quasigeodesics, by applying the theory of quasigeodesics on smooth surfaces to smooth approximations of arbitrary convex surfaces and taking limits.

The existence proof of three closed quasigeodesics is nonconstructive, because the smooth argument uses a nonconstructive topological argument (a homotopy version of the intermediate value theorem).<sup>2</sup> In 1990, Joseph O’Rourke and Stacia Wyman posed the problem of finding a polynomial-time algorithm to find any closed quasigeodesic on a given convex polyhedron (aiming in particular for a non-self-intersecting closed quasigeodesic) [O’R20]. This open problem was stated during the open problem session at SoCG 2002 (by O’Rourke) and finally appeared in print in 2007 [DO07a, Open Problem 24.24]. Two negative results mentioned in [DO07a] are that an  $n$ -vertex polyhedron can have  $2^{\Omega(n)}$  non-self-intersecting closed quasigeodesics (an unpublished result by Aronov and O’Rourke) and that, for any  $k$ , there is a convex polyhedron whose shortest closed geodesic is not composed of  $k$  shortest paths (an unpublished result from the discussion at SoCG 2002).

Even a finite algorithm is not known or obvious. One tempting approach is to argue that there is a closed quasigeodesic consisting of  $O(n)$  (or any function  $s(n)$ ) segments on faces. If true, there are  $O(n)^{s(n)}$  combinatorial types of quasigeodesics to consider, and each can be checked via the existential theory of the reals (in exponential time), resulting in an exponential-time algorithm. But we do not know how to bound  $s(n)$ ; even the results of this paper give no upper bound on the number of segments constituting a closed quasigeodesic. It seems plausible that the “short” closed quasigeodesics from the nonconstructive proofs satisfy this property, but as far as we know the only proved property about them is that they are non-self-intersecting, which does not obviously suffice: a quasigeodesic can wind many times around a curvature-bisecting loop, turn around,

<sup>2</sup>A proof sketch for the existence of one closed geodesic on a smooth convex surface is as follows. By homotopy, there is a transformation of a small clockwise loop into its (counterclockwise) reversal that avoids self-intersection throughout. Consider the transformation that minimizes the maximum arclength of any loop during the transformation. By local cut-and-paste arguments, the maximum-arclength intermediate loop is in fact a closed geodesic. The same argument can be made for the nonsmooth case.

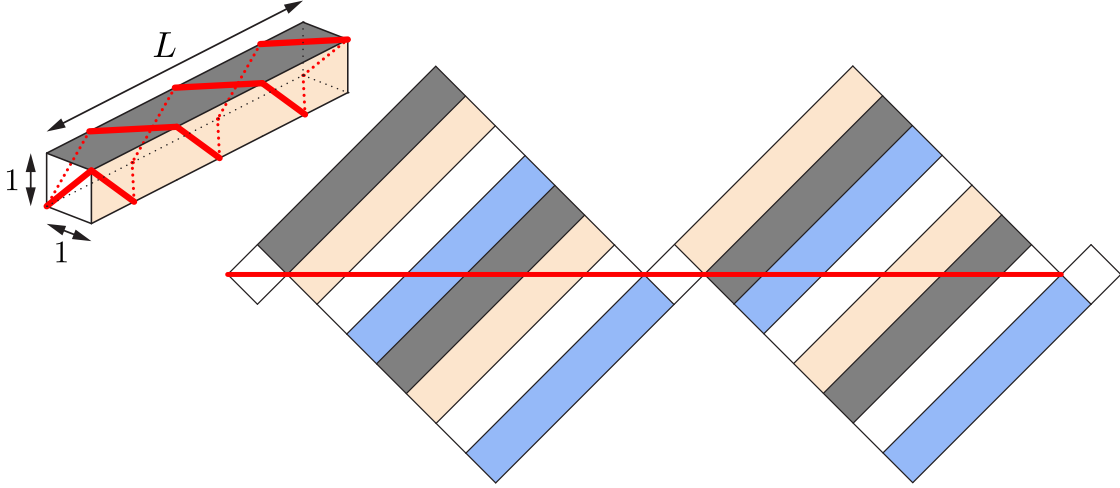


Figure 2: Non-self-intersecting quasigeodesics may cross a face many times. For example, a  $1 \times 1 \times L$  rectangular prism admits closed quasigeodesics which cross a face  $\Omega(L)$  times. We know no upper bound on the number of segments constituting a closed quasigeodesic.

and symmetrically unwind, all without collisions, as in Figure 2. Polyhedra such as isosceles tetrahedra have arbitrarily long non-self-intersecting closed geodesics (and even infinitely long non-self-intersecting geodesics) [IRV19], so the only hope is to find an upper bound  $s(n)$  on some (fewest-edge) closed quasigeodesic.

Another tempting approach is to find two (or  $O(n)$ ) shortest paths whose union is a closed quasigeodesic. For example, the source unfolding [AAOS97, DO07b] (Voronoi diagram) from a polyhedron vertex  $V$  consists of all points on the polyhedron having multiple shortest paths to  $V$ , as in Figure 3. Can we find a point  $P$  on the source unfolding and two shortest paths between  $P$  and  $V$  whose union forms a closed quasigeodesic? We know that there is a closed quasigeodesic through some vertex  $V$ , because if we have a closed quasigeodesic through no vertices, we can translate it until it hits at least one vertex. But there might not be any choice for  $P$  that makes the two shortest paths meet with sufficiently straight angles at both  $V$  and  $P$ , as in Figure 3.

## 1.1 Our Results

We develop in Section 3 an algorithm that finds at least one<sup>3</sup> closed quasigeodesic on a given convex polyhedron in  $O\left(\frac{n^2 L}{\varepsilon^2 \ell}\right)$  real operations, where  $n$  is the number of vertices of the polyhedron,  $\varepsilon$  is the smallest curvature at a vertex,  $L$  is the length of the longest edge, and  $\ell$  is the smallest distance within a face between a vertex and a nonincident edge (minimum feature size of any face). Instead of relying on an unrealistic real RAM model, we introduce in Section 2 a model of computation for realistic manipulation of restricted real numbers, called the  **$O(1)$ -expression RAM**. We show that these real operations can be implemented in  $O\left(\frac{n^2 L}{\varepsilon^2 \ell} b\right)$  time in the standard word RAM, provided the input numbers are constant-size real algebraic expressions over  $\leq b$ -bit integers.

We represent the output closed quasigeodesic implicitly by breaking it into  $O(n)$  geodesic segments between vertices; refer to Figure 4. For each segment, we specify

<sup>3</sup>Our algorithm may in fact produce a list of closed quasigeodesics, but there are some closed quasigeodesics that it cannot find, including closed geodesics (not passing through a vertex) and possibly all non-self-intersecting closed quasigeodesics.

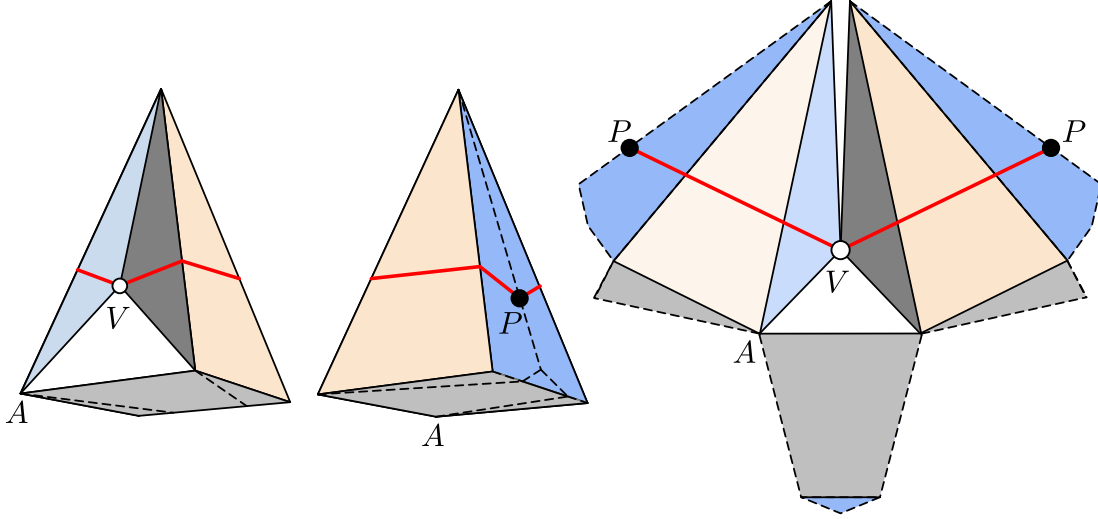


Figure 3: A source unfolding from vertex  $V$  of a six-vertex polyhedron (the convex hull of a square-based pyramid and vertex  $V$  which is slightly outside the pyramid), similar to [AAOS97, Figure 1] and [DO07b, Figure 24.2]. No closed quasigeodesic can be formed by two shortest paths from  $V$  to another point.

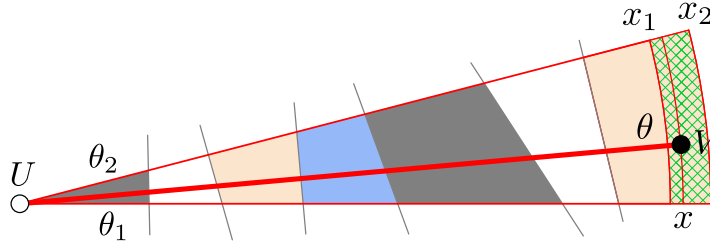


Figure 4: A geodesic segment output by our algorithm. A segment is specified by a starting vertex  $U$ , ending vertex  $V$ , angular range  $[\theta_1, \theta_2]$ , and distance range  $[x_1, x_2]$ . The sector developed at  $U$  spanned by  $[\theta_1, \theta_2]$  up to distance  $x_2$  contains only one vertex, vertex  $V$ , at distance from  $U$  greater than  $x_1$ .

1. its endpoint vertices  $U$  and  $V$ ;
2. its length  $x$  and its direction  $\theta$  at  $U$  up to  $\Theta(b)$  bits of precision; and
3. exact rational numbers  $x_1, x_2, \theta_1, \theta_2$  such that  $x \in [x_1, x_2]$  and  $\theta \in [\theta_1, \theta_2]$  and no other paths in sector  $[0, x_2] \times [\theta_1, \theta_2]$  hit a vertex, thus uniquely determining the intended segment.

We also give a sequence of faces  $(f_1, f_2, \dots, f_m)$  such that the geodesic segment passes through a prefix of the periodic sequence of faces  $(f_1, f_2, \dots, f_m)^*$ . But we cannot encode even the number of faces in this prefix, because we lack an upper bound  $s(n)$  on the number of faces visited by a closed quasigeodesic.

This running time is pseudopolynomial, so this does not yet resolve the open problem of a polynomial-time algorithm. The closed quasigeodesic output by our algorithm may be self-intersecting, even though a non-self-intersecting closed quasigeodesic is guaranteed to exist. Furthermore, the quasigeodesic path is output implicitly (in a format detailed above), as we lack a bound

on the number  $s(n)$  of needed segments. In Section 4, we discuss some of the difficulties involved in resolving these issues.

## 2 Model of Computation

In this section, we introduce a new model of computation that makes it easy to state our algorithm while grounding it in computational feasibility. While this model and related results are not technically difficult (they rely mainly on existing results), they do not seem to have been explicitly stated before. We expect that our model can be applied to analyze many algorithms in computational geometry, both old and new, making it a contribution of independent interest.

For contrast, we first recall the two most common models of computation in computational geometry: the real RAM and the word RAM.

The **real RAM** model from Shamos’s original thesis [Sha78] allows manipulation of black-box real numbers supporting radical operations  $+$ ,  $-$ ,  $\times$ ,  $\div$ ,  $\sqrt[d]{\phantom{x}}$  and comparisons  $<$ ,  $>$ ,  $=$  in constant time. While popular in computational geometry for its simplicity, this model is not very realistic for a digital computer, because it does not bound the required precision, which can grow without bound. For example, the real RAM model crucially does not support converting black-box real numbers into integers (e.g., via the floor function), or else one can solve PSPACE [Sch79] and #SAT [BMS85] in polynomial time. Our quasigeodesic algorithm actually needs to use the floor function, so it does not work on the “reasonable” real RAM model which lacks this operation.

The **word RAM** [FW93] allows manipulation of  $w$ -bit integers (called **words**) supporting arithmetic  $(+, -, \times, \div, \text{mod})$ , bitwise operations (AND, OR, XOR, NOT), and comparisons  $(<, >, =)$  in constant time. Furthermore, the model makes the **transdichotomous assumption** that  $w \geq \lg n$  where  $n$  is the problem size (named for how it bridges the problem and machine [FW93]). This assumption ensures that a single word can address the memory required to store the  $n$  inputs.

The word RAM is the standard model of computation in data structures and much of theoretical computer science, capturing the word-level parallelism in real computers. But it is highly restrictive for computational geometry because it restricts the *inputs* to be integers or rationals, whereas we normally want to allow continuous real inputs (e.g., a point set or a polygon). Recent work starting with [CP09, CP10] achieves strong results in computational geometry on the word RAM, but not all problems adapt well to integer or rational inputs. For example, in our quasigeodesics problem, should the input consist of vertex coordinates restricted to be integers, or an intrinsic polyhedron metric restricted to have integer edge lengths? Each answer defines a different subset of problems, and neither obviously captures all instances that we might want to solve.

Our solution is to define a model on top of the word RAM, called the “ $O(1)$ -expression RAM”, that has a built-in notion of (restricted) real numbers. This enables problem inputs to be given as certain real numbers, including integers and rationals and much more. Indeed, we show in Section 2.2 that our model simplifies the choice of how to represent polyhedral inputs. Yet our model can be implemented directly in the word RAM with identical asymptotic time bounds, so its algorithms can be realistically run on digital computers. Indeed, our model is essentially a form of the practical approach taken by LEDA/CGAL reals [BFM<sup>+</sup>01], but with bounds simplified for easy algorithmic use and guarantees.

### 2.1 $O(1)$ -Expression RAM

The  **$O(1)$ -expression RAM (Random Access Machine)** is a model of computation parameterized by integers  $b$  and  $w$ , where  $b$  represents the number of bits of input/output precision and  $w$  represents machine word size. We assume that  $b \geq w \geq \lg(nb)$ , i.e., the problem’s desired precision

$b$  is at least as large as the machine’s automatic computational precision  $w$ , and the machine can address all bits of  $n$   $b$ -bit inputs. The model generalizes the  $w$ -bit word RAM to handle a special form of real numbers that can be manipulated efficiently. The model is further parameterized by two constants  $c$  and  $\hat{c}$  that bound the complexity of these real numbers, and the  $O(1)$ -expression RAM allows all algorithms that run on the  **$(c, \hat{c})$ -expression RAM** for some fixed  $c$  and  $\hat{c}$  (in the same way that complexity class P is the union of problems solvable in  $n^c$  time for any fixed  $c$ ).

The fundamental data type supported by the  $O(1)$ -expression RAM is a constant-size real algebraic expression over  $\leq b$ -bit integers, called an “expression” for short. More precisely, an **expression** is a real number specified by a rooted ordered tree with  $O(1)$  nodes, where each leaf corresponds to an  $\leq b$ -bit integer, each two-child node corresponds to a binary operator among  $\{+, -, \times, \div\}$ , and each one-child node corresponds to a unary operator  $\sqrt[d]{\phantom{x}}$  for a constant integer  $d$ . More generally, we allow a  $(d + 1)$ -child node corresponding to the  $j$ th smallest real root of a degree- $d$  polynomial with  $d + 1$  coefficients given by its children. In the  $(c, \hat{c})$ -expression RAM, we require that every expression contains at most  $c$  operators, every root operator ( $\sqrt[d]{\phantom{x}}$  or degree- $d$  polynomial root) has degree  $d \leq \hat{c}$ , and thus the expression has at most  $c(\hat{c} + 1)$  leaf integers.<sup>4</sup> A special case of an expression is an **integer expression** which consists of a single  $\leq b$ -bit integer (leaf) and no operators. A further special case is a **word expression** which is an integer expression whose integer consists of at most  $w$  bits (the analog of **words** from the word RAM model).

The model supports the following **operations** and time bounds on expressions, integer expressions, and word expressions:

1. Given two expressions  $E_1$  and  $E_2$  and an integer  $d \leq \hat{c}$ , construct  $E_1 + E_2$ ,  $E_1 - E_2$ ,  $E_1 \cdot E_2$ ,  $E_1/E_2$ , or  $\sqrt[d]{E_1}$  in  $O(1)$  time, provided the total number of operators in the formed expression remains  $\leq c$ .
2. Given  $d + 1 \leq \hat{c} + 1$  expressions  $E_d, E_{d-1}, \dots, E_1, E_0$  and an integer  $j$  satisfying  $0 \leq j < d$ , construct  $\text{root}(j, E_d x^d + E_{d-1} x^{d-1} + \dots + E_1 x + E_0)$  representing the  $j$ th smallest real root of the specified degree- $d$  polynomial.
3. Given expressions  $E_1$  and  $E_2$ , compute integer expression  $\lfloor E_1 \rfloor$  or  $\lceil E_1 \rceil$ , or whether  $E_1 = E_2$  or  $E_1 < E_2$ , in  $O(b)$  time. If  $E_1$  contains any invalid computation — division by zero, even roots of negative numbers, or requesting the  $j$ th smallest real root of a polynomial having fewer than  $j$  real roots — then these computations simply produce a special result of “undefined” (following [BFM<sup>+</sup>01]).
4. Given two integer expressions  $E_1$  and  $E_2$ , compute integer arithmetic operations  $E_1 + E_2$ ,  $E_1 - E_2$ ,  $E_1 \cdot E_2$  (truncated to  $b$  bits), or  $\lfloor E_1/E_2 \rfloor$  as integer expressions (i.e., without increasing expression size), or extract the  $\leq b$  bits of the integer, in  $O(b)$  time. (In fact,  $E_1 + E_2$  and  $E_1 - E_2$  can be supported in  $O(b/w)$  time, but we use a uniform  $O(b)$  upper bound for simplicity. In this form, these operations can in fact be simulated via one Type-1 operation followed by the floor Type-3 operation, but we include them for convenience.)
5. Given two word expressions  $E_1$  and  $E_2$ , compute the integer arithmetic operations  $E_1 + E_2$ ,  $E_1 - E_2$ ,  $E_1 \cdot E_2$ , or  $\lfloor E_1/E_2 \rfloor$  as integer expressions in  $O(1)$  time.

The **memory** of an  $O(1)$ -expression RAM consists of an array  $M$  of expressions (i.e.,  $M[0], M[1], \dots$ ), where the first  $O(1)$  expressions act as “registers”. Given a word expression  $E$ , the model allows

---

<sup>4</sup>In our quasigeodesics algorithm, we only need square roots ( $\hat{c} \geq 2$ ) and do not need the general root operation. But we define general  $\hat{c}$  and root operations both for potential future uses in other algorithms and because it enlarges the space of possible inputs to our algorithm.

accessing (reading or writing) expression  $M[E]$  in  $O(1)$  time. More precisely, the model supports the  $O(1)$ -time operations “ $M[i] = M[M[j]]$ ” (read) and “ $M[M[j]] = M[i]$ ” (write) where  $i$  and  $j$  are constant integers (e.g., 7 and 42) representing register indices, and  $M[j]$  is promised to be a word expression (or else the operation fails). The operations listed above, such as “ $E_3 = E_1 + E_2$ ”, can then be restricted to memory operations of the form “ $M[i_3] = M[i_1] + M[i_2]$ ” where  $i_1, i_2, i_3$  are all constant integers (again representing register indices).

**Theorem 2.1.** *Any algorithm on the  $O(1)$ -expression RAM can be simulated on the word RAM in the same asymptotic time bound.*

*Proof.* Type-1 and Type-2 operations on expressions just construct an expression tree (to be processed later by Type-3 operations), so take  $O(1)$  time. Type-5 operations on word expressions are directly supported in constant time by the word RAM.

Type-4 operations on integer expressions follow from explicit representations of  $\leq b$ -bit integers (with the  $b$  bits packed into a sequence of  $\leq \lceil b/w \rceil$  words) and classic results for arithmetic. The grade-school algorithms for integer addition and subtraction, working in base  $2^w$ , run in  $O(b/w)$  time. Integer multiplication in  $O(b)$  time on the word RAM, where  $w = \Omega(\lg b)$ , goes back to Schönhage in 1980 [Sch80]; see also [Für14, Knu69]. Recently, integer multiplication was known to be possible in  $O(b \log b)$  bit operations [HvdH19], but to our knowledge it remains open whether it is possible to achieve  $o(b)$  time (e.g.,  $O(b/w)$  time) on the word RAM.

Type-3 operations can be supported using known results on root separation bounds [BFM<sup>+</sup>01]. Specifically, [BFM<sup>+</sup>01, Theorem 1] implies that any real algebraic expression  $E \neq 0$  satisfies

$$\frac{1}{B(E)^{D(E)}} \leq |E| \leq B(E)^{D(E)} \quad (1)$$

where  $D(E)$  is the product of the degrees  $d$  of all root operations  $\sqrt[d]{E_1}$  and  $\text{root}(j, E_d x^d + \dots)$  in  $E$ , and  $B(E)$  is defined recursively by<sup>5</sup>

$$B(E) = \begin{cases} |E| & \text{if } E \text{ is an integer expression,} \\ B(E_1)^2 & \text{if } E = \sqrt[d]{E_1}, \\ (B(E_1) \cdot B(E_2))^2 & \text{if } E = E_1 \circ E_2 \text{ for some operator } \circ, \\ (B(E_0) \cdot B(E_1) \cdots B(E_d))^{d+1} & \text{if } E = \text{root}(j, E_d x^d + \cdots + E_0). \end{cases}$$

Because our model limits expressions to  $\leq c$  operators, roots of degree  $\leq \hat{c}$ , and integers of absolute value  $\leq 2^b$ , we have  $D(E) \leq \hat{c}^c$  and  $B(E) \leq (2^b)^{(2(\hat{c}+1))^c}$ . Taking logarithms of (1), we obtain

$$\lg \frac{1}{|E|} \leq D(E) \lg B(E) \leq \hat{c}^c \cdot (2(\hat{c}+1))^c \cdot b = O(b), \quad (2)$$

$$\lg |E| \leq D(E) \lg B(E) \leq \hat{c}^c \cdot (2(\hat{c}+1))^c \cdot b = O(b). \quad (3)$$

In other words, if  $|E|$  is nonzero, then it will be nonzero within  $O(b)$  bits in the fractional part by (2); and the integer part of  $|E|$  fits within  $O(b)$  bits by (3). See [BFM<sup>+</sup>01] for further details, including how to detect undefined values. We can thus compute the integer part of  $|E|$  in  $O(b)$  time using the integer algorithms described above, and by first multiplying by  $2^{O(b)}$ , we can similarly compute the first  $O(b)$  bits of the fractional part of  $|E|$ . Therefore we can compute  $\lfloor E \rfloor$  and  $\lceil E \rceil$ , and compare  $E_1$  and  $E_2$  by computing the sign of  $E_1 - E_2$ , in  $O(b)$  time.  $\square$

<sup>5</sup>[BFM<sup>+</sup>01, Theorem 1] gives tighter bounds depending on the form of  $E$ . We have simplified the statement of the theorem to give a rough upper bound  $B$  that applies in all cases, related to their functions  $u, l$  via  $B(E) \geq u(E) \cdot l(E)$ . The definition of  $D$  is the same as in [BFM<sup>+</sup>01], though in their upper bound, the exponents are smaller than  $D(E)$  by at least 1.

It is unlikely that trigonometric functions could be added to this model. While such functions are easy to approximate using e.g. Taylor series (and we will do so when we only need approximate answers), it is not clear how to bound their separation from zero and thus do exact comparisons. For example, whether an expression involving a single variable  $x$  and operators  $\times$  and  $\sin$  has a root, or is always positive, is undecidable [Lac03].

## 2.2 Polyhedral Inputs

The combinatorial structure of an input polyhedron can be encoded as a primal or dual graph, as usual, but which real numbers should represent the geometry? Because the quasigeodesic problem is about the intrinsic geometry of the surface of a polyhedron, the input geometry can be naturally represented intrinsically as well as extrinsically, leading to three natural representations:

1. **Extrinsic coordinates:** 3D coordinates for each vertex.
2. **Intrinsic coordinates:** For each face, for some isometric embedding of the face into 2D, the 2D coordinates of each vertex of the embedded face.
3. **Intrinsic lengths:** For each face, the lengths of the edges. This representation assumes the faces have been combinatorially triangulated (so some edges may be flat).

In the  $O(1)$ -expression RAM, we can convert expressions for vertex coordinates  $(x_1, y_1, z_1)$ ,  $(x_2, y_2, z_2)$  into slightly larger expressions for distances:

$$\sqrt{(x_1 - x_2) \cdot (x_1 - x_2) + (y_1 - y_2) \cdot (y_1 - y_2) + (z_1 - z_2) \cdot (z_1 - z_2)}.$$

Therefore we can convert extrinsic coordinates (1) into intrinsic coordinates (2), and we can convert intrinsic coordinates (2) from/to intrinsic lengths (3). (The reverse direction, from intrinsic (2/3) to extrinsic (1), is more difficult, as it involves solving the Alexandrov problem [KPD09].)

Thus, in the  $O(1)$ -expression RAM, the intrinsic representations (2/3) represent a more general class of possible polyhedra, making it preferable. Our quasigeodesic algorithm assumes the intrinsic input representation (2), so by the reduction above, our algorithm also applies to polyhedra given in the extrinsic representation (1). This clean inclusion between representations is one of our motivations for the  $O(1)$ -expression RAM. By contrast, in a model restricting inputs to be integers or rationals, these three input models would define incomparable classes of polyhedra, so no representation would be clearly superior.

## 3 Algorithm

In this section, we give an algorithm to find a closed quasigeodesic on the surface of a convex polyhedron  $P$ . First, a bit of terminology: we define a *(quasi)geodesic ray/segment* to be a one/two-ended path that is (quasi)geodesic.

### 3.1 Outline

The idea of the algorithm is roughly as follows: first, we define a directed graph for which each node<sup>6</sup> is a pair  $(V, [\varphi_1, \varphi_2])$  of a vertex  $V$  of  $P$  and a small interval of directions at it, with an edge

---

<sup>6</sup>We use the word “node” and lower-case letters for vertices of the graph to distinguish them from vertices of a polyhedron, for which we use capital letters and the word “vertex”.



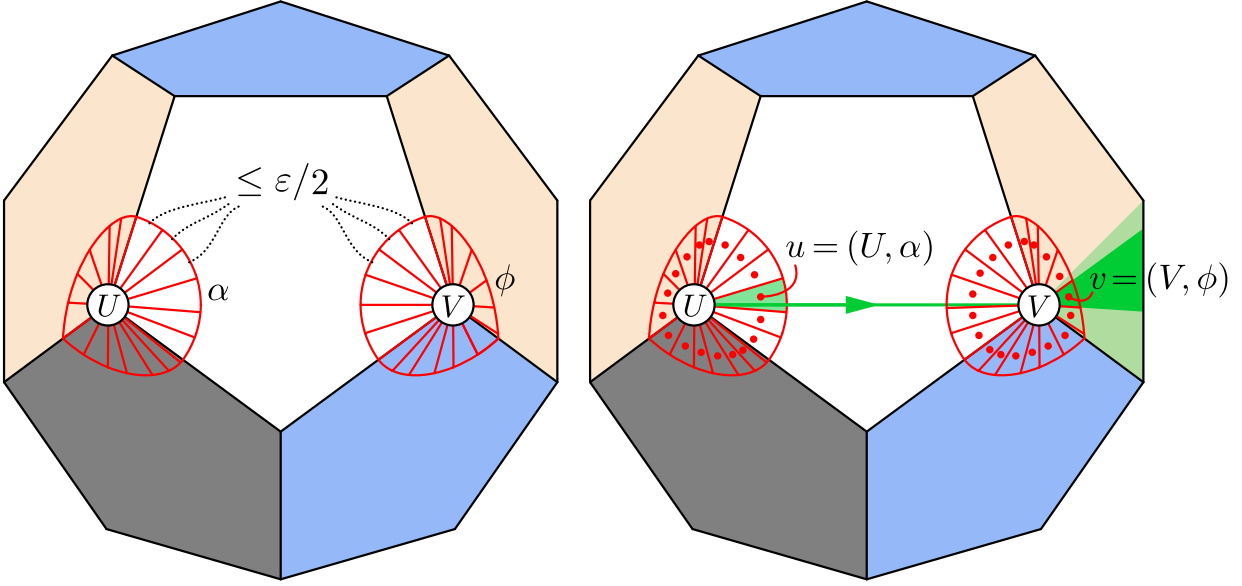


Figure 5: We construct a directed graph where vertices are pairs  $(U, I)$ , where  $U$  is a polyhedron vertex and  $I$  is an interval of directions leaving  $U$ . The left figure shows two polyhedron vertices, where the space of directions leaving each vertex is partitioned into intervals of size  $\leq \varepsilon/2$ . The right figure shows an edge from  $(U, \alpha)$  to  $(V, \phi)$ : there exists a geodesic leaving  $U$  in a direction from interval  $\alpha$  that hits  $V$  such that a quasigeodesic may continue from  $V$  along any direction in interval  $\phi$ .

from one such node,  $(U, I)$ , to another,  $(V, J)$ , if a geodesic ray starting at the polyhedron vertex  $U$  and somewhere in the interval of directions  $I$  can reach  $V$  and continue quasigeodesically everywhere in  $J$ <sup>7</sup>; see Figure 5. We show how to calculate at least one out-edge from every node of that graph, so we can start anywhere and follow edges until hitting a node twice, giving a closed quasigeodesic.

The key part of this algorithm is to calculate, given a polyhedron vertex  $U$  and a range of directions as above, another vertex  $V$  that can be reached starting from that vertex and in that range of directions, even though reaching  $V$  may require crossing superpolynomially many faces. First we prove some lemmas toward that goal.

**Definition 3.1.** If  $X$  is a point on the surface of a polyhedron,  $\varphi$  is a direction at  $X$ , and  $d > 0$ , then  $R(X, \varphi, d)$  is the geodesic segment starting at  $X$  in the direction  $\varphi$  and continuing for a distance  $d$  or until it hits a polyhedron vertex, whichever comes first.<sup>8</sup> We allow  $d = \infty$ ; in that case,  $R(X, \varphi, d)$  is a geodesic ray.

**Definition 3.2.** If  $R(X, \varphi, d)$  is a geodesic segment or ray, the *face sequence*  $F(R(X, \varphi, d))$  is the (possibly infinite) sequence of faces that  $R(X, \varphi, d)$  visits.

**Lemma 3.3.** If  $R_1 = R(X, \varphi_1, \infty)$  and  $R_2 = R(X, \varphi_2, \infty)$  are two geodesic rays from a common starting point  $X$  with an angle between them of  $\theta \in (0, \pi)$ , the face sequences  $F(R_1)$  and  $F(R_2)$  are distinct, and the first difference between them occurs at most one face after a geodesic distance of  $O(L/\theta)$ .

<sup>7</sup>Since we consider only geodesic rays that can continue quasigeodesically *everywhere* in  $J$ , there are some closed quasigeodesics that we cannot find: those that leave a polyhedron vertex in a direction in an interval  $J$  for which some directions are not quasigeodesic continuations. In particular, this algorithm is unlikely to find closed quasigeodesics that turn maximally at a polyhedron vertex.

<sup>8</sup>This definition is purely geometric; we reserve calculating these paths for Lemma 3.4.

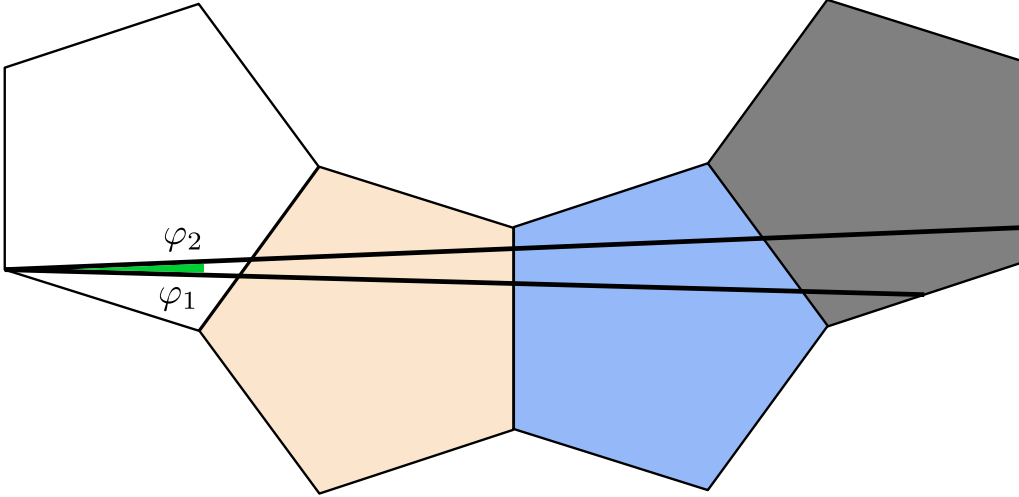


Figure 6: A segment of a geodesic is a straight line in the unfolding of the sequence of faces through which it passes, as in this unfolding of a regular dodecahedron.

*Proof.* Given a (prefix of)  $F(R_i)$ , the segment of  $R_i$  on it is a straight line, so while  $F(R_1) = F(R_2)$ , the two geodesics  $R_1$  and  $R_2$  form a wedge in a common unfolding, as in Figure 6. The distance between the points on the rays at distance  $d$  from  $X$  is  $2d \sin \frac{\theta}{2} > d\theta/\pi$  (since  $\frac{\theta}{2} < \frac{\pi}{2}$ ), so at a distance of  $O(L/\theta)$ , that distance is at least  $L$ . So either  $F(R_1)$  and  $F(R_2)$  differ before then, or the next edge that  $R_1$  and  $R_2$  cross is a different edge, in which case  $F(R_1)$  and  $F(R_2)$  differ in the next face, as claimed.  $\square$

If we had defined  $L$  analogously to  $\ell$  as not just the length of the longest edge but the greatest distance within a face between a polyhedron vertex and an edge not containing it, we could remove the “at most one face after” condition from Lemma 3.3.

### 3.2 Extending Quasigeodesic Rays

Although Lemma 3.3 gives a bound on the geodesic distance to the first difference in the face sequences (or one face before it), this gives no bound on the number of faces traversed before that difference, which might be large if the two paths come very close to a polyhedron vertex of high curvature, as in Figure 7, or repeat the same sequence of edges many times, as in Figure 8.

Nonetheless, in both of these cases, we can describe a geodesic ray’s path efficiently:

**Lemma 3.4.** *Let  $R = (X, \varphi, d)$  be a geodesic segment with  $d < \ell$ . In  $O(nb)$  time, we can calculate  $F(R)$ , expressed as a sequence  $S_1$  of  $O(n)$  faces, followed by another sequence  $S_2$  of  $O(n)$  faces and a distance over which  $R$  visits the faces of  $S_2$  periodically<sup>9</sup>. Also, we can calculate the face, location in the face, and direction of  $R$  at its far endpoint (the one other than  $X$ ).*

*Proof.* First, we prove the geometric fact (without calculating anything) that  $R$  is periodic from the first time it re-enters any already-visited face. Second, we calculate, in  $O(nb)$  time, the path of  $R$  through the non-periodic part, possibly detecting that  $R$  hits a vertex. Third, we calculate the path of  $R$  through the periodic part, in two cases: either  $R$  re-enters each face at the same angle as its first entry, or not.

<sup>9</sup>The length of the sequence of faces may be too large to even write down the number of repetitions.

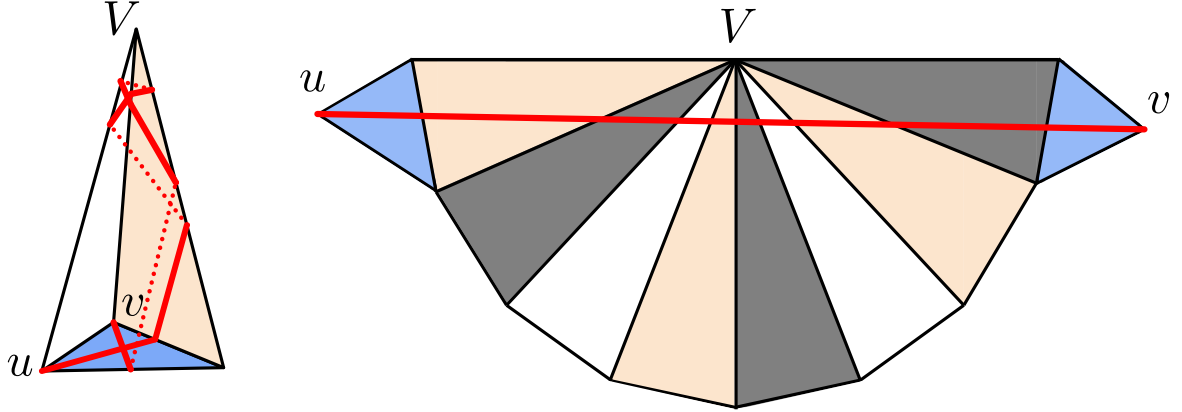


Figure 7: Even a short geodesic path between two vertices  $u$  and  $v$  may cross many edges. Equally colored faces represent copies of the same face being visited multiple times as the geodesic passes close to a vertex  $V$  of high curvature.

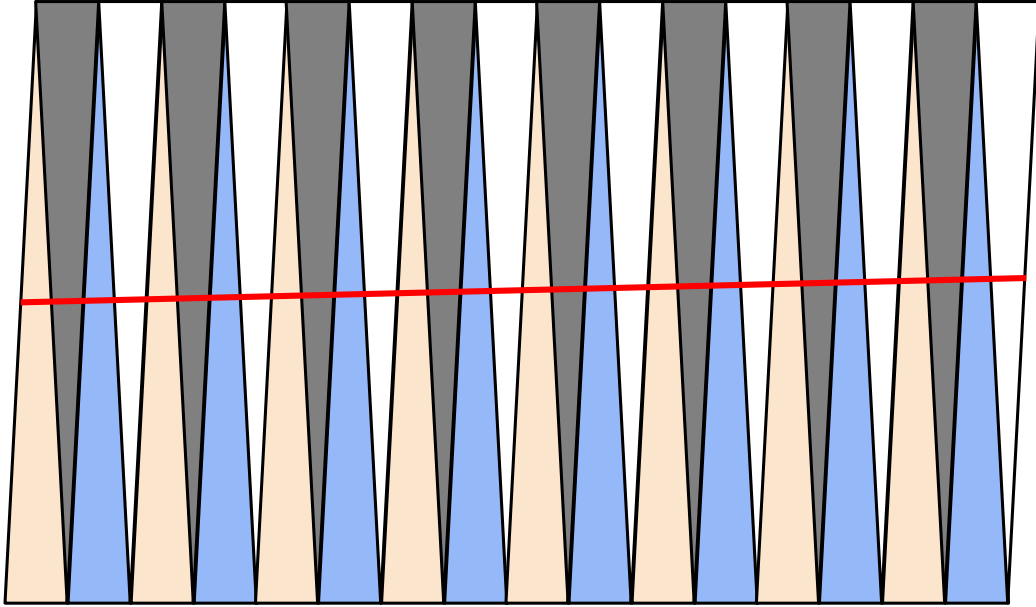


Figure 8: If a geodesic path encounters the same edge twice in nearly the same place and nearly the same direction, as is the case for the thick quasigeodesic path through the center of this figure if every fourth triangle is the same face, it may pass the same sequence of faces in the same order a superpolynomial number of times. Equally colored faces represent copies of the same face being visited multiple times.

First, we claim that  $R$  is periodic from the first time it re-enters a vertex: that is, if  $R$  enters a face  $f$  on an edge  $e_1$  and exits<sup>10</sup> at a point  $P_2$  on an edge  $e_2$ , then we claim that *every* time  $R$  enters  $f$  by  $e_1$ , it must exit  $f$  by  $e_2$ , and not any other edge  $e_3$ <sup>11</sup>. It must exit by a different edge from the edge  $e_1$  by which it entered, so suppose for contradiction that in some visit to  $f$ , it enters

<sup>10</sup>If  $R$  hits a vertex of that polyhedron face  $f$ , we say that it exits on each of the two edges of  $f$  containing that vertex.

<sup>11</sup>In particular,  $R$  cannot exit by a vertex in any visit to  $f$  after the first.

at a point  $P_1$  on the edge  $e_1$  and exits at a point  $P_3$  on another edge  $e_3$ , as shown in Figure 9. If any two of  $e_1$ ,  $e_2$ , and  $e_3$  are nonincident, then  $R$  has gone from a point on one edge to a point on a nonincident edge. By the definition of  $\ell$ ,  $R$  cannot do so without traveling a distance at least  $\ell$ , farther than the conditions under which this lemma applies. Otherwise,  $e_1$ ,  $e_2$ , and  $e_3$  are the three edges of a triangular face, and the total geodesic distance is at least  $d(P_1, P_2) + d(P_1, P_3)$ . Consider the reflection  $e_4$  of  $e_3$  across  $e_2$  and the reflected point  $P_4$  on  $e_4$ . The path from  $P_4$  to  $P_2$  via  $P_1$  is at least the distance from  $P_2$  to  $P_4$ , which is at least the shortest distance from a point on  $e_4$  to a point on  $e_2$ , which is attained at an endpoint of at least one of  $e_2$  and  $e_4$ , say an endpoint of  $e_4$ . The path making that shortest distance (shown in gray) goes through  $e_1$ , so  $R$  travels at least the distance from  $e_1$  to the opposite vertex, which is at least  $\ell$ , farther than the conditions under which this lemma applies. Hence each edge crossed determines the next edge crossed, so  $F(R)$  is periodic after crossing each edge at most once. Also, there are only  $O(n)$  edges, so after crossing at most  $O(n)$  edges,  $F(R)$  repeats periodically with period  $O(n)$ .

Second, in total time  $O(nb)$ , we calculate the path of  $R$  before it repeats periodically in each face  $f$  it enters. Assume we start with an intrinsic representation of the polyhedron, with an isometric embedding of each face. We will represent the direction of a ray in a face by a pair of points, both with  $O(b)$  bits, on the ray in the local coordinate system of that face; the points may or may not themselves be in the face.

Suppose that  $R$  enters  $f$  on an edge  $e'$  from a face  $f'$ . The isometry that takes the instance of  $e'$  in the embedding of  $f'$  to the instance of  $e'$  in the embedding of  $f$  is a linear transformation whose coefficients are  $O(b)$  bits, which we can apply in  $O(b)$  time to the pair of points representing  $R$  in  $f'$  to get a pair of points  $(x_0, y_0)$  and  $(x_1, y_1)$  representing  $R$  in  $f$ , again rounded to  $O(b)$  bits.

For each edge  $e$  of  $f$  with endpoints  $(a, b)$  and  $(c, d)$ , the intersection of the extension of  $R$ , which has equation  $(x - x_1)(y_0 - y_1) = (x_0 - x_1)(y - y_1)$ , and the extension of  $e$ , which has equation  $(x - c)(b - d) = (a - c)(y - d)$ , is a point  $(x, y)$  where each of  $x$  and  $y$  is a constant-size arithmetic expression in  $x_0, y_0, x_1, y_1, a, b, c$ , and  $d$ , so we can express it as an expression in the  $O(1)$ -expression RAM of Section 2. Then we can check whether  $x$  is between  $a$  and  $c$  (or  $y$  is between  $b$  and  $d$ ) using Type-3 comparisons. This tells us whether  $R$  crosses  $e$ , and we have a pair of points in the embedding of  $f$  representing  $R$ , which is exactly what we need to calculate the path of  $R$  through the next face.

There are  $O(n)$  pairs of a face and an edge of that face, so the total amount of computation before the face sequence repeats periodically is  $O(nb)$ . (If  $R$  ends at a polyhedron vertex before then, we calculate so because  $R$  exits a face by two edges at the same time, and we can compare the leaving times in  $O(b)$  time.)

Third, we calculate the periodic part of the path. Consider the shape formed by the faces  $f_1, f_2, \dots, f_k$  of  $F(R)$  that repeat periodically, as in the bold part of Figure 10. Copies of this shape attach to each other on copies of a repeated edge  $e$ ; that is, the entire shape is translated and possibly rotated to identify the copies of  $e$ . The composition of the isometries that take  $f_1$  to  $f_2$ ,  $f_2$  to  $f_3$ , and so on is an isometry that takes one copy of  $e$  to the next. Using the  $O(1)$ -expression RAM, we can check whether the slopes of two copies of  $e$  are equal (a case with no rotation) or not.

In the case with no rotation, as in Figure 10, all copies of each edge  $e$  are translates of each other by a constant amount, and we can describe all copies of  $e$  as line segments from  $(x_0 + k\Delta x, y_0 + k\Delta y)$  to  $(x_1 + k\Delta x, y_1 + k\Delta y)$  for some  $x_0, x_1, y_0, y_1, \Delta x, \Delta y$ , and all  $k \in \mathbb{N}$ . Then, given the equation  $(x - x_1)(y_0 - y_1) = (x_0 - x_1)(y - y_1)$  for  $R$ , we can calculate the intersection of  $R$  with the lines  $(x - x_0)\Delta y = (y - y_0)\Delta x$  and  $(x - x_1)\Delta y = (y - y_1)\Delta x$  in a constant number of arithmetic operations. One of those intersections is past the first copy of  $e$  and one is before it; without loss of generality, suppose that the one past the first copy of  $e$  is at  $(x_0 + \kappa\Delta x, y_0 + \kappa\Delta y)$  for some  $\kappa \in \mathbb{R}^+$ . Then the last copy of  $e$  that  $R$  intersects is the one corresponding to  $k = \lfloor \kappa \rfloor$ . We can calculate that for

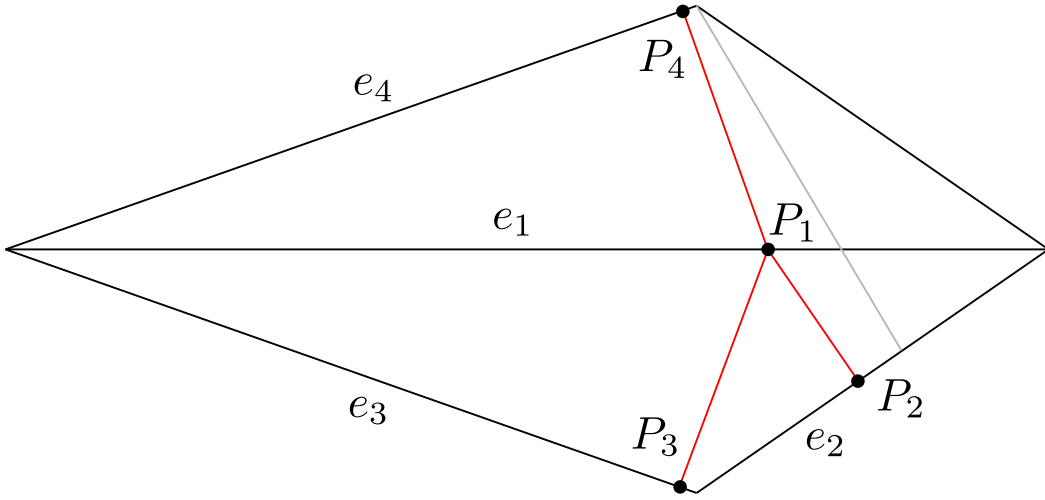


Figure 9: If a geodesic visits three edges of the same face, the total distance traveled is at least  $\ell$ .

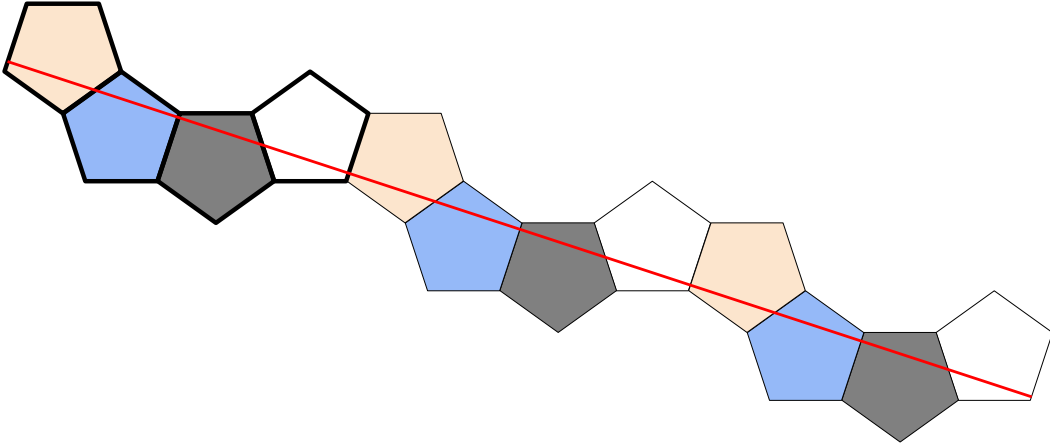


Figure 10: When a quasigeodesic path passes through the same sequence of faces several times, the unfolding of the faces it passes through repeats regularly.

each edge in the repeated sequence of faces (re-using the same calculated composition of isometries). The edge minimizing the resulting values of  $k$  (with ties broken by the first edge in the sequence of edges of  $F(R)$ ) is the edge by which  $R$  leaves the periodic sequence of faces.

If there is rotation, all copies of each edge  $e$  are rotations around a consistent center point  $C = (x_C, y_C)$ . If the first three copies of one endpoint  $X$  of  $e$  are  $X_0 = (x_0, y_0)$ ,  $X_1 = (x_1, y_1)$ , and  $X_2 = (x_2, y_2)$ , then we can calculate the equations of the bisectors of  $\overline{X_0X_1}$  and  $\overline{X_1X_2}$  in  $O(1)$  arithmetic operations, so we can calculate their intersection, which is  $C$ . All copies of  $X$  are of the form  $(x_C, y_C) + \sqrt{(x_0 - x_C)^2 + (y_0 - y_C)^2}(\cos(\theta_0 + k\Delta\theta), \sin(\theta_0 + k\Delta\theta))$  for some  $\theta_0$  and  $\theta_1$ . (We calculate trigonometric functions only precisely enough to take a floor: see below.) Then all copies of  $X$  are on the circle  $(x - x_C)^2 + (y - y_C)^2 = (x_0 - x_C)^2 + (y_0 - y_C)^2$ . We can calculate the (two) intersections of  $R$  with that circle in  $O(1)$  operations. For each intersection  $(x_C, y_C) + \sqrt{(x_0 - x_C)^2 + (y_0 - y_C)^2}(\cos(\theta_0 + \kappa\Delta\theta), \sin(\theta_0 + \kappa\Delta\theta))$ , we can calculate  $k = \lfloor \kappa \rfloor$  by calculating the first  $O(b)$  bits of those trigonometric functions, using Taylor expansion and rational

arithmetic via Type-4 operations. (Here the  $O(1)$ -expression RAM is not particularly helpful, because it does not support trigonometric functions, but we can use standard approximation techniques.) Given such a  $k$ , the ray  $R$  intersects the  $k$ th copy of an edge  $e$ , then crosses the circle on which all copies of one endpoint of that edge are. However, if that crossing goes from outside to inside the circle, it may happen that  $R$  intersects both the  $k$ th and  $(k+1)$ st copies of  $e$ , even though it left the circle in between them. So, check whether  $R$  intersects the  $(k+1)$ st copy of  $e$ ; if so, move on to the next-smallest value of  $k$ . There are at most  $2n$  endpoints, so after  $O(n)$  such operations, we find the first edge on which  $R$  leaves the periodic pattern of faces.  $\square$

**Corollary 3.5.** *A geodesic segment  $R(X, \varphi, d)$  can be implicitly represented by  $O(\frac{d}{\ell})$  subpaths, each of which visits a prefix of a periodic sequence of  $O(n)$  faces, which can be computed in  $O(n \frac{d}{\ell} b)$  time.*

*Proof.* Apply Lemma 3.4 to  $R = R(X, \varphi, \frac{\ell}{2})$  to generate a point  $X'$  and direction  $\varphi'$  of the endpoint of  $R$  other than  $X$  that is at least distance  $\frac{\ell}{2}$  from  $X$  and traverses the prefix of some periodic sequence of  $O(n)$  faces in  $O(nb)$  time. Repeatedly applying Lemma 3.4 to  $R(X', \varphi', \frac{\ell}{2})$ , and again at most  $2d/\ell$  times proves the claim.  $\square$

### 3.3 Full Algorithm

We are now ready to state the algorithm for finding a closed quasigeodesic in quasipolynomial time:

**Theorem 3.6.** *Let  $P$  be a convex polyhedron with  $n$  vertices all of curvature at least  $\varepsilon$ , let  $L$  be the length of the longest edge, let  $\ell$  be the smallest distance within a face between a vertex and a nonincident edge, let  $b$  be the maximum number of bits of an integer in a constant-size radical expression of a real number representing  $P$ . Then, in  $O(\frac{n^2}{\varepsilon^2} \frac{L}{\ell} b)$  time, we can find a closed quasigeodesic on  $P$ . The closed quasigeodesic can be implicitly represented by  $O(\frac{n}{\varepsilon})$  vertex-to-vertex paths, where each path is composed of  $O(\frac{L}{\ell \varepsilon})$  subpaths each of which visits some prefix of a periodic sequence of  $O(n)$  faces.*

*Proof.* For each vertex  $V$  of  $P$ , divide the total angle at that vertex (that is, the angles at that vertex in the faces that meet at that vertex) into arcs of size between  $\varepsilon/4$  and  $\varepsilon/2 < \pi$ , making  $O(1/\varepsilon)$  such arcs at each vertex.

Construct a directed graph  $G$  whose nodes are pairs of a vertex  $V$  from  $P$  and one of its arcs  $I$ , giving the graph  $O(n/\varepsilon)$  nodes, with an edge from a node  $u = (U, I)$  to a node  $v = (V, J)$  if there exists a direction in  $I$  such that a quasigeodesic ray starting in that direction from the polyhedron vertex  $U$  hits the polyhedron vertex  $V$  and can continue from every angle in  $J$ .

Let  $v = (V, I)$  be a node of  $G$ , with corresponding vertex  $V$  and arc  $I$  spanning angles from  $\varphi_1$  to  $\varphi_2$ . Compute face sequences for  $R_1 = R(V, \varphi_1, L/\varepsilon)$  and  $R_2 = R(V, \varphi_2, L/\varepsilon)$  and compare their face sequences  $F(R_1)$  and  $F(R_2)$ . By Lemma 3.3, face sequences  $F(R_1)$  and  $F(R_2)$  differ somewhere, and their first difference determines a polyhedron vertex reachable in the wedge between  $R_1$  and  $R_2$  via a geodesic from  $V$  in a direction between angles  $\varphi_1$  and  $\varphi_2$ , which can be found by scanning the sequencing. Once we reach such a vertex  $U$ , a quasigeodesic can exit the vertex anywhere in an angle equal to that vertex's curvature, which is at least  $\varepsilon$ , so for at least one of the arcs  $J$  of size at most  $\varepsilon/2$  at that vertex, the quasigeodesic can exit anywhere in that arc, so we have found an outgoing edge from node  $v$  to node  $u = (U, J)$ .

The preceding algorithm computes an outgoing edge from any node in  $G$ , so we repeatedly traverse outgoing edges of  $G$  until a node of  $G$  is repeated. This cycle in  $G$  exactly corresponds to a closed quasigeodesic on the polyhedron, by the definition of the graph at the start of Section 3.1.

This algorithm computes  $O(n/\varepsilon)$  edges of  $G$  (at most one for every graph node) before finding a cycle. To find an edge, the algorithm computes two face sequences  $F(R_1)$  and  $F(R_2)$ , which by Corollary 3.5 can each be implicitly represented by  $O(\frac{L}{\ell\varepsilon})$  subpaths, each of which visits a prefix of a periodic sequence of  $O(n)$  faces and can be computed in  $O(\frac{n}{\varepsilon}\frac{L}{\ell}b)$  time. Then the geodesic corresponding to each edge of  $G$  can be computed through the longest common prefix of these face sequences in the same amount of time. Thus the whole geodesic can be described by  $O(n/\varepsilon)$  such vertex-to-vertex paths, and can be constructed in  $O(\frac{n^2}{\varepsilon^2}\frac{L}{\ell}b)$  time, as desired.  $\square$

If  $D$  is the greatest diameter of a face, then a closed quasigeodesic found by Theorem 3.6 has length  $O(\frac{n}{\varepsilon}(\frac{L}{\varepsilon} + D))$ , because the quasigeodesic visits  $O(n/\varepsilon)$  graph nodes and, by Lemma 3.3, goes a distance at most  $L/\varepsilon + D$  between each consecutive pair.

## 4 Conclusion

It has been known for seven decades [Pog49] that every convex polyhedron has a closed quasigeodesic, but our algorithm is the first finite algorithm to find one. We end with some open problems about extending our approach, though they all seem difficult.

**Open Problem 1.** *Theorem 3.6 does not necessarily find a non-self-intersecting closed quasigeodesic, even though at least three are guaranteed to exist. Is there an algorithm to find one? In particular, can we find the shortest closed quasigeodesic?*

Any approach similar to Theorem 3.6 is unlikely to resolve this, for several reasons:

1. Parts of a quasigeodesic could enter a vertex at infinitely many angles. Theorem 3.6 makes this manageable by grouping similar angles of entry to a vertex, but if similar angles of entry to a vertex are combined, extensions that would be valid for some of them but invalid for others are treated as invalid for all of them. For instance, a quasigeodesic found by Theorem 3.6 will almost never turn by the maximum allowed at any vertex, since exiting a vertex at the maximum possible turn from one entry angle to the vertex may mean exiting it with more of a turn than allowed for another very close entry angle. So there are some closed quasigeodesics not findable by Theorem 3.6, and those may include non-self-intersecting ones.
2. Given a vertex and a wedge determined by a range of directions from it, we can find *one* vertex in the wedge, but if we wish to find more than one, the problem becomes more complicated. When we seek only one vertex, we only need consider one unfolding of the faces, which the entire wedge stays in until it hits a vertex; when we pass a vertex, the unfoldings on each side of it might be different, so we multiply the size of the problem by 2 every time we pass a vertex. There may, in fact, be exponentially many non-self-intersecting geodesic paths between two vertices: for instance, Aronov and O'Rourke [DO07a] give the example of a doubly covered regular polygon, in which a geodesic path may visit every vertex in order around the cycle but may skip vertices.

**Open Problem 2.** *Theorem 3.6 is polynomial in not just  $n$  but the smallest curvature at a vertex, the length of the longest edge, and the shortest distance within a face between a vertex and an edge not containing it. Are all of those necessary? Can the last be simplified to the length of the shortest side?*

**Open Problem 3.** *Can the algorithm of Theorem 3.6 be extended to nonconvex polyhedra?*

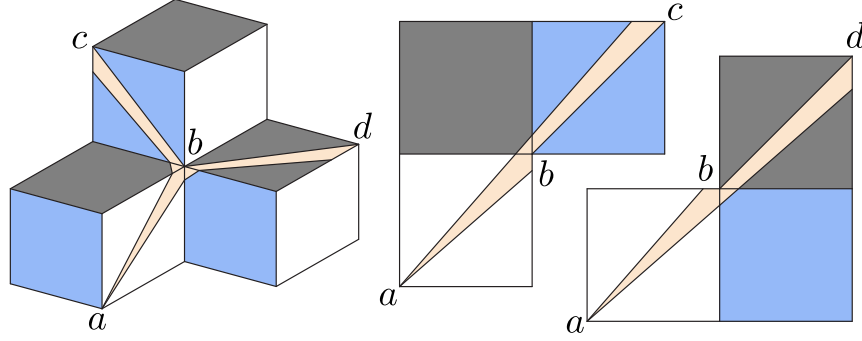


Figure 11: An example of our algorithm applied to a nonconvex polycube. A geodesic search from vertex  $a$  within an angular interval may encounter a nonconvex vertex from which the search space divides.

A quasigeodesic cannot pass through a nonconvex vertex. If the extended wedge in our algorithm contains a nonconvex vertex, the wedge will split in two, as shown in Figure 11, and complexity grows exponentially.

**Open Problem 4.** *Is there an algorithm to find a closed quasigeodesic passing through a number of faces bounded by a polynomial function of  $n$ ,  $\varepsilon$ ,  $L$ ,  $\ell$ , and perhaps the minimum total angle of a polyhedron vertex? Does Theorem 3.6 already have such a bound?*

A single quasigeodesic ray may pass through a number of faces not bounded by a function of those parameters before ceasing to cycle periodically: for instance, the geodesic ray of Figure 8 does. However, we have no example for which a whole geodesic wedge passes through a number of faces not bounded by a function of those parameters before containing a vertex.

## Acknowledgments

The authors thank Zachary Abel, Nadia Benbernou, Fae Charlton, Jayson Lynch, Joseph O’Rourke, Diane Souvaine, and David Stalfa for discussions related to this paper.

## References

- [AAOS97] Pankaj K. Agarwal, Boris Aronov, Joseph O’Rourke, and Catherine A. Schevon. Star unfolding of a polytope with applications. *SIAM Journal on Computing*, 26(6):1689–1713, December 1997.
- [Bal78] Hans Werner Ballmann. Der Satz von Lusternik und Schnirelmann. *Bonner Mathematische Schriften*, 102:1–25, 1978.
- [BFM<sup>+</sup>01] Christoph Burnikel, Stefan Funke, Kurt Mehlhorn, Stefan Schirra, and Susanne Schmitt. A separation bound for real algebraic expressions. In *Proceedings of the 9th Annual European Symposium on Algorithms*, volume 2161 of *Lecture Notes in Computer Science*, pages 254–265, Aarhus, Denmark, August 2001.
- [Bir27] George D. Birkhoff. *Dynamical Systems*, volume 9 of *Colloquium Publications*. American Mathematical Society, 1927.



- [BMS85] A. Bertoni, G. Mauri, and N. Sabadini. Simulations among classes of random access machines and equivalence among numbers succinctly represented. *Annals of Discrete Mathematics*, 25:65–90, 1985.
- [BTZ83] Werner Ballmann, Gudlaugur Thorbergsson, and Wolfgang Ziller. On the existence of short closed geodesics and their stability properties. In *Seminar on Minimal Submanifolds*, pages 53–63. Princeton University Press, 1983.
- [CP09] Timothy M. Chan and Mihai Pătraşcu. Transdichotomous results in computational geometry, I: Point location in sublogarithmic time. *SIAM Journal on Computing*, 39(2):703–729, 2009.
- [CP10] Timothy M. Chan and Mihai Pătraşcu. Transdichotomous results in computational geometry, II: Offline search. arXiv:1010.1948, 2010. Originally published at STOC 2007.
- [DO07a] Erik D. Demaine and Joseph O’Rourke. Geodesics: Lyusternik-Schnirelmann. [DO07b], section 24.4, pages 372–375.
- [DO07b] Erik D. Demaine and Joseph O’Rourke. *Geometric Folding Algorithms: Linkages, Origami, Polyhedra*. Cambridge University Press, July 2007.
- [Für14] Martin Fürer. How fast can we multiply large integers on an actual computer? In Alberto Pardo and Alfredo Viola, editors, *Proceedings of the 11th Latin American Symposium on Theoretical Informatics*, pages 660–670, 2014.
- [FW93] Michael L. Fredman and Dan E. Willard. Surpassing the information theoretic bound with fusion trees. *Journal of Computer and System Sciences*, 47(3):424–436, 1993.
- [HvdH19] David Harvey and Joris van der Hoeven. Integer multiplication in time  $O(n \log n)$ . HAL Preprint hal-02070778, 2019. <https://hal.archives-ouvertes.fr/hal-02070778>.
- [IRV19] Jin-Ichi Itoh, Joël Rouyer, and Costin Vîlcu. Polyhedra with simple dense geodesics. *Differential Geometry and its Applications*, 66:242–252, 2019.
- [Knu69] Donald E. Knuth. *The Art of Computer Programming*, volume 2. Addison-Wesley, 1969.
- [KPD09] Daniel Kane, Gregory N. Price, and Erik D. Demaine. A pseudopolynomial algorithm for Alexandrov’s Theorem. In *Proceedings of the 11th Algorithms and Data Structures Symposium*, volume 5664 of *Lecture Notes in Computer Science*, pages 435–446, Banff, Canada, August 2009.
- [Lac03] M. Laczkovich. The removal of  $\pi$  from some undecidable problems involving elementary functions. *Proceedings of the American Mathematical Society*, 131(7):2235–2240, 2003.
- [LS29] Lazar Lyusternik and Lev Schnirelmann. Sur le problème de trois géodésiques fermées sur les surfaces de genre 0. *Comptes Rendus de l’Académie des Sciences de Paris*, 189:269–271, 1929.
- [O’R20] Joseph O’Rourke. Personal communication, 2020.
- [Pog49] Aleksei Vasilevich Pogorelov. Quasi-geodesic lines on a convex surface. *Matematicheskii Sbornik*, 25(62):275–306, 1949. English translation in *American Mathematical Society Translations* 74, 1952.

- [Poi05] Henri Poincaré. Sur les lignes géodésiques des surfaces convexes. *Transactions of the American Mathematical Society*, 6(3):237–274, 1905.
- [Sch79] Arnold Schönhage. On the power of random access machines. In *Proceedings of the 6th International Colloquium on Automata, Languages, and Programming*, volume 71 of *Lecture Notes in Computer Science*, pages 520–529, 1979.
- [Sch80] A. Schönhage. Storage modification machines. *SIAM Journal on Computing*, 9(3), 1980.
- [Sha78] Michael Ian Shamos. *Computational Geometry*. PhD thesis, Yale University, 1978.