

On the optimal rates of convergence of Gegenbauer projections

Haiyong Wang^{*†}

August 4, 2020

Abstract

In this paper we present a comprehensive convergence rate analysis of Gegenbauer projections. We show that, for analytic functions, the convergence rate of the Gegenbauer projection of degree n is the same as that of the best approximation of the same degree when $\lambda \leq 0$ and the former is slower than the latter by a factor of n^λ when $\lambda > 0$, where λ is the parameter in Gegenbauer polynomials. For piecewise analytic functions, we demonstrate that the convergence rate of the Gegenbauer projection of degree n is the same as that of the best approximation of the same degree when $\lambda \leq 1$ and the former is slower than the latter by a factor of $n^{\lambda-1}$ when $\lambda > 1$. The extension to functions of fractional smoothness is also discussed. Our theoretical findings are illustrated by numerical experiments.

Keywords: Gegenbauer projections, best approximation, analytic functions, piecewise analytic functions, optimal rates of convergence

AMS classifications: 41A25, 41A10

1 Introduction

Orthogonal polynomial approximations, such as Gegenbauer as well as Legendre and Chebyshev approximations, play an important role in many branches of numerical analysis, including function approximations and quadrature [6, 27], the resolution of Gibbs phenomenon [8, 9] and spectral methods for the numerical solution of differential equations [11, 12, 13, 20, 24]. One of the most attractive features of them is that their convergence rate depends strongly on the regularity of the underlying function and can give highly accurate approximations for smooth functions. Due to the important role that orthogonal polynomial approximations play in many fields of applications, their convergence analysis has attracted considerable interest, especially in the spectral methods community.

^{*}School of Mathematics and Statistics, Wuhan 430074, P. R. China. E-mail: haiyongwang@hust.edu.cn

[†]Hubei Key Laboratory of Engineering Modeling and Scientific Computing, Huazhong University of Science and Technology, Wuhan 430074, P. R. China.

Let $d\mu$ be a positive Borel measure on the interval $[a, b]$, for which all moments of $d\mu$ are finite. We introduce the inner product $\langle f, g \rangle_{d\mu} = \int_a^b f(x)g(x)d\mu(x)$ and let $\{\varphi_k\}_{k=0}^{\infty}$ be a set of orthogonal polynomials with respect to $d\mu$. Then, for any $f \in L^2(a, b)$, it can be expanded in terms of $\{\varphi_k\}$ as

$$f(x) = \sum_{k=0}^{\infty} f_k \varphi_k(x), \quad f_k = \frac{\langle f, \varphi_k \rangle_{d\mu}}{\langle \varphi_k, \varphi_k \rangle_{d\mu}}. \quad (1.1)$$

Let $S_n(f)$ denote the truncation of the above series after $n + 1$ terms, i.e., $S_n(f) = \sum_{k=0}^n f_k \varphi_k(x)$, it is well known that $S_n(f)$ is the orthogonal projection of f onto the space $\mathcal{P}_n = \text{span}\{1, x, \dots, x^n\}$. Existing approaches for error estimates of $S_n(f)$ in the maximum norm can be roughly categorized into two types: (i) applying the classical inequality $\|f - S_n(f)\|_{\infty} \leq (1 + \Lambda)\|f - \mathcal{B}_n(f)\|_{\infty}$, where $\Lambda = \sup_{f \neq 0} \|S_n(f)\|_{\infty} / \|f\|_{\infty}$ is the Lebesgue constant of $S_n(f)$ and $\mathcal{B}_n(f)$ is the best approximation of degree n to f . Hence, this approach transforms the error estimate of $S_n(f)$ to the problem of finding the asymptotic behavior of the corresponding Lebesgue constant; (ii) using the inequality $\|f - S_n(f)\|_{\infty} \leq \sum_{k=n+1}^{\infty} |f_k| \|\varphi_k\|_{\infty}$, and the remaining task is to find some sharp estimates of the coefficients $\{f_k\}$. The former approach plays a key role in the convergence analysis for polynomial projections and nowadays the asymptotic behavior of the Lebesgue constants associated with classical orthogonal projections has been well-understood (see, e.g., [5, 14, 25]). However, it is difficult to establish computable error bounds for $S_n(f)$ with this approach. Moreover, to the best of the author's knowledge, the sharpness of the derived error estimates has not been addressed. For the latter approach, a remarkable advantage is that some computable error bounds of $S_n(f)$ can be established (see, e.g., [1, 16, 17, 27, 28, 30, 31, 32, 33, 35]). However, as shown in [30, 31], the convergence rate predicted by this approach may be overestimated for differentiable functions.

In this work, we investigate optimal rates of convergence of Gegenbauer projections in the maximum norm, i.e., $d\mu(x) = (1 - x^2)^{\lambda-1/2} dx$, where $\lambda > -1/2$ and $[a, b] = [-1, 1]$. In order to exhibit the dependence on the parameter λ , we denote by $S_n^{\lambda}(f)$ the Gegenbauer projection of degree n . From the preceding discussion we have

$$\|f - S_n^{\lambda}(f)\|_{\infty} \leq (1 + \Lambda_n(\lambda))\|f - \mathcal{B}_n(f)\|_{\infty}, \quad (1.2)$$

where $\Lambda_n(\lambda) = \sup_{f \neq 0} \|S_n^{\lambda}(f)\|_{\infty} / \|f\|_{\infty}$ is the Lebesgue constant of Gegenbauer projections. For $\Lambda_n(\lambda)$ it is known (see, e.g., [5, 14, 15]) that

$$\Lambda_n(\lambda) = \begin{cases} O(n^{\lambda}), & \lambda > 0, \\ O(\log n), & \lambda = 0, \\ O(1), & \lambda < 0. \end{cases} \quad (1.3)$$

Regarding (1.2) and (1.3), it is natural to ask: When using (1.2) to predict the convergence rate of $S_n^{\lambda}(f)$, how sharp the result is? If the predicted rate is not sharp, what

is the optimal rate? It is easily seen that the predicted rate of convergence of $S_n^\lambda(f)$ is optimal when $\lambda < 0$ since it is the same as that of $\mathcal{B}_n(f)$, and is near-optimal when $\lambda = 0$ since $\Lambda_n(\lambda)$ grows very slowly. When $\lambda > 0$, we can deduce that the rate of convergence of $S_n^\lambda(f)$ is slower than that of $\mathcal{B}_n(f)$ by at most a factor of n^λ . More recently, the particular case of $\lambda = 1/2$, which corresponds to the case of Legendre projections, was examined in [31]. It is shown that the predicted rate of convergence by (1.2) is sharp when the underlying function is analytic, but is optimistic for piecewise analytic functions. For the latter, it has been shown that the convergence rate of $S_n^{1/2}(f)$ is actually the same as that of $\mathcal{B}_n(f)$. This finding provides new insight into the approximation power of Legendre projections and inspire us to explore the case of Gegenbauer projections.

The aim of this paper is to present a comprehensive convergence rate analysis of Gegenbauer projections and clarify the role of the parameter λ . Our main contributions can be summarized as follows:

- For analytic functions, we show that the inequality (1.2) is sharp in the sense that the optimal rate of convergence of $S_n^\lambda(f)$ is slower than that of $\mathcal{B}_n(f)$ by a factor of n^λ when $\lambda > 0$. When $-1/2 < \lambda \leq 0$, the rate of convergence of $S_n^\lambda(f)$ is the same as that of $\mathcal{B}_n(f)$;
- For piecewise analytic functions, we show that the optimal rate of convergence of $S_n^\lambda(f)$ is the same as that of $\mathcal{B}_n(f)$ when $-1/2 < \lambda \leq 1$. When $\lambda > 1$, however, we prove that the optimal rate of convergence of $S_n^\lambda(f)$ is slower than that of $\mathcal{B}_n(f)$ by a factor of $n^{\lambda-1}$. Comparing this finding with the predicted results by (1.2) and (1.3), we see that the convergence rate of the Gegenbauer projection is better than the predicted result by a factor of n^λ when $\lambda \in (0, 1]$ and by a factor of n when $\lambda > 1$;
- We extend our discussion to functions of fractional smoothness, including functions with endpoint singularities and functions with an interior singularity of fractional order. The optimal rate of convergence of $S_n^\lambda(f)$ for some model functions is also analyzed.

The remainder of the paper is organized as follows. In the next section, we present some preliminary results on Gegenbauer polynomials and gamma functions. In section 3, we first carry out numerical experiments on the convergence rates of $S_n^\lambda(f)$ and $\mathcal{B}_n(f)$ and then give some observations. In section 4 we analyze the convergence behavior of $S_n^\lambda(f)$ for analytic functions. We first establish some explicit bounds for the Gegenbauer coefficients and then applied them to establish the optimal rate of convergence of $S_n^\lambda(f)$. In section 5 we establish optimal rates of convergence of $S_n^\lambda(f)$ for piecewise analytic functions with the help of some refined estimates of the Dirichlet kernel of Gegenbauer polynomials. We extend our discussion to functions of fractional smoothness in section 6 and give some concluding remarks in section 7.

2 Preliminaries

In this section, we introduce some basic properties of Gegenbauer polynomials and the gamma function that will be used throughout the paper. All these properties can be found in [18, 25].

2.1 Gamma function

For $\Re(z) > 0$, the gamma function is defined by

$$\Gamma(z) = \int_0^{\infty} t^{z-1} e^{-t} dt. \quad (2.1)$$

When $\Re(z) \leq 0$, $\Gamma(z)$ is defined by analytic continuation. The gamma function satisfies the recursive property $\Gamma(z+1) = z\Gamma(z)$, and the classical reflection formula

$$\Gamma(z)\Gamma(1-z) = \frac{\pi}{\sin(\pi z)}, \quad z \neq 0, \pm 1, \dots \quad (2.2)$$

Moreover, the duplication formula of the gamma function reads

$$\Gamma(2z) = \pi^{-1/2} 2^{2z-1} \Gamma(z) \Gamma\left(z + \frac{1}{2}\right), \quad 2z \neq 0, -1, -2, \dots \quad (2.3)$$

The ratio of two gamma functions will be crucial for the derivation of explicit bounds for the Gegenbauer coefficients and the asymptotic behavior of the Dirichlet kernel of Gegenbauer projections. Let a, b be some real or complex and bounded constants, then we have

$$\frac{\Gamma(z+a)}{\Gamma(z+b)} = z^{a-b} \left[1 + \frac{(a-b)(a+b-1)}{2z} + O(z^{-2}) \right], \quad z \rightarrow \infty. \quad (2.4)$$

In the special case of either $a = 1$ or $b = 1$, the following simple and sharp bounds will be useful.

Lemma 2.1. *Let $k \in \mathbb{N}$ and $\gamma > -1$. Then*

$$\frac{\Gamma(k+1)}{\Gamma(k+\gamma)} \leq k^{1-\gamma} \begin{cases} \frac{1}{\Gamma(1+\gamma)}, & 0 \leq \gamma < 1, \\ 1, & -1 < \gamma < 0 \text{ or } \gamma \geq 1. \end{cases} \quad (2.5)$$

and

$$\frac{\Gamma(k+\gamma)}{\Gamma(k+1)} \leq k^{\gamma-1} \begin{cases} 1, & 0 \leq \gamma < 1, \\ \Gamma(1+\gamma), & -1 < \gamma < 0 \text{ or } \gamma \geq 1. \end{cases} \quad (2.6)$$

These upper bounds are sharp in the sense that they can be attained when $k = 1$ or $k = \infty$.

Proof. We only prove (2.5) and the proof of (2.6) is completely analogous. In the cases $\gamma = 0$ and $\gamma = 1$, (2.5) is trivial. Now consider the cases $-1 < \gamma < 0$ and $\gamma > 0$ and $\gamma \neq 1$. To this end, we introduce the following sequence

$$\psi(k) = \frac{\Gamma(k+1)}{\Gamma(k+\gamma)} k^{\gamma-1}.$$

In view of the recursive property of $\Gamma(z)$, we obtain

$$\frac{\psi(k+1)}{\psi(k)} = \frac{k+1}{k+\gamma} \left(\frac{k+1}{k} \right)^{\gamma-1}.$$

By differentiating the right-hand side of the above equation with respect to k , one can easily check that the sequence $\{\psi(k+1)/\psi(k)\}_{k=1}^{\infty}$ is strictly increasing when $0 < \gamma < 1$ and is strictly decreasing when $-1 < \gamma < 0$ or $\gamma > 1$. Since $\lim_{k \rightarrow \infty} \psi(k+1)/\psi(k) = 1$, we deduce that $\{\psi(k)\}_{k=1}^{\infty}$ is strictly decreasing when $0 < \gamma < 1$ and is strictly increasing when $-1 < \gamma < 0$ or $\gamma > 1$. Hence, if $0 < \gamma < 1$, we have

$$\psi(k) \leq \psi(1) \implies \frac{\Gamma(k+1)}{\Gamma(k+\gamma)} \leq \frac{k^{1-\gamma}}{\Gamma(1+\gamma)},$$

and the upper bound can be attained when $k = 1$. If $-1 < \gamma < 0$ or $\gamma > 1$, then

$$\psi(k) \leq \lim_{k \rightarrow \infty} \psi(k) = 1 \implies \frac{\Gamma(k+1)}{\Gamma(k+\gamma)} \leq k^{1-\gamma},$$

and the upper bound can be attained when $k = \infty$. This proves (2.5) and the proof of Lemma 2.1 is complete. \square

2.2 Gegenbauer polynomials

Let $n \geq 0$ be an integer, the Gegenbauer (or ultraspherical) polynomial of degree n is defined by

$$C_n^\lambda(x) = \frac{(2\lambda)_n}{n!} {}_2F_1 \left[\begin{matrix} -n, & n+2\lambda; & \frac{1-x}{2} \\ \lambda + \frac{1}{2}; & & \end{matrix} \right], \quad (2.7)$$

where ${}_2F_1(\cdot)$ is the Gauss hypergeometric function defined by

$${}_2F_1 \left[\begin{matrix} a, & b; & z \\ c; & & \end{matrix} \right] = \sum_{k=0}^{\infty} \frac{(a)_k (b)_k}{(c)_k} \frac{z^k}{k!},$$

and where $(z)_k$ denotes the Pochhammer symbol defined by $(z)_k = (z)_{k-1}(z+k-1)$ for $k \geq 1$ and $(z)_0 = 1$. The sequence of Gegenbauer polynomials $\{C_k^\lambda(x)\}_{k=0}^{\infty}$ forms a system of polynomials orthogonal over the interval $[-1, 1]$ with respect to the weight function $\omega_\lambda(x) = (1-x^2)^{\lambda-1/2}$ and

$$\int_{-1}^1 \omega_\lambda(x) C_m^\lambda(x) C_n^\lambda(x) dx = h_n^\lambda \delta_{mn}, \quad (2.8)$$

where δ_{mn} is the Kronecker delta and

$$h_n^\lambda = \frac{\pi 2^{1-2\lambda} \Gamma(n+2\lambda)}{\Gamma(\lambda)^2 \Gamma(n+1)(n+\lambda)}, \quad \lambda > -1/2, \quad \lambda \neq 0.$$

Since $\omega_\lambda(x)$ is even, it follows that $C_n^\lambda(x)$ satisfy the following symmetry relation

$$C_n^\lambda(x) = (-1)^n C_n^\lambda(-x), \quad n \geq 0, \quad (2.9)$$

which implies that $C_n^\lambda(x)$ is an even function for even n and an odd function for odd n . For $\lambda > 0$, Gegenbauer polynomials satisfy the following inequality

$$|C_n^\lambda(x)| \leq C_n^\lambda(1) = \frac{\Gamma(n+2\lambda)}{\Gamma(n+1)\Gamma(2\lambda)}, \quad |x| \leq 1, \quad n \geq 0, \quad (2.10)$$

and for $-1/2 < \lambda < 0$,

$$|C_n^\lambda(x)| \leq C_\lambda n^{\lambda-1}, \quad |x| \leq 1, \quad n \gg 1, \quad (2.11)$$

where C_λ is a positive constant independent of n . The Rodrigues formula of Gegenbauer polynomials reads

$$\omega_\lambda(x) C_n^\lambda(x) = \frac{-2\lambda}{n(n+2\lambda)} \frac{d}{dx} \left\{ \omega_{\lambda+1}(x) C_{n-1}^{\lambda+1}(x) \right\}, \quad (2.12)$$

which plays an important role in asymptotic analysis of the Gegenbauer coefficients.

Gegenbauer polynomials include some important polynomials such as Legendre and Chebyshev polynomials as special cases. More specifically, we have

$$P_n(x) = C_n^{1/2}(x), \quad U_n(x) = C_n^1(x), \quad n \geq 0, \quad (2.13)$$

where $P_n(x)$ is the Legendre polynomial of degree n and $U_n(x)$ is the Chebyshev polynomial of the second kind of degree n . When $\lambda = 0$, the Gegenbauer polynomials reduce to the Chebyshev polynomials of the first kind by the following definition

$$\lim_{\lambda \rightarrow 0^+} \lambda^{-1} C_n^\lambda(x) = \frac{2}{n} T_n(x), \quad n \geq 1, \quad (2.14)$$

where $T_n(x)$ is the Chebyshev polynomial of the first kind of degree n .

3 Experimental observations

In this section we present some experimental observations on the convergence behavior of Gegenbauer projections. First, from the orthogonality (2.8) we have

$$S_n^\lambda(f) = \sum_{k=0}^n a_k^\lambda C_k^\lambda(x), \quad a_k^\lambda = \frac{1}{h_k^\lambda} \int_{-1}^1 \omega_\lambda(x) C_k^\lambda(x) f(x) dx. \quad (3.1)$$

In order to quantify the difference between the rates of convergence of $\mathcal{B}_n(f)$ and $S_n^\lambda(f)$, we introduce the quantity

$$\mathcal{R}^\lambda(n) = \frac{\|f - S_n^\lambda(f)\|_\infty}{\|f - \mathcal{B}_n(f)\|_\infty}. \quad (3.2)$$

Throughout the rest of the paper, we may use $S_n^\lambda(f, x)$ instead of $S_n^\lambda(f)$ when computing $S_n^\lambda(f)$ at the point x . In addition, we compute $\mathcal{B}_n(f)$ using the barycentric-Remez algorithm in [21] and its implementation is available in Chebfun with the `minimax` command (see [7]).

3.1 Analytic functions

We consider the following three test functions

$$f_1(x) = e^{2x^3}, \quad f_2(x) = \ln(1.2 + x), \quad f_3(x) = \frac{1}{1 + 9x^2}, \quad (3.3)$$

It is clear that the first function is analytic in the whole complex plane and the last two functions are analytic in a neighborhood of the interval $[-1, 1]$. We divide the choice of the parameter λ into two ranges: $\lambda \in (-1/2, 0]$ and $\lambda > 0$.

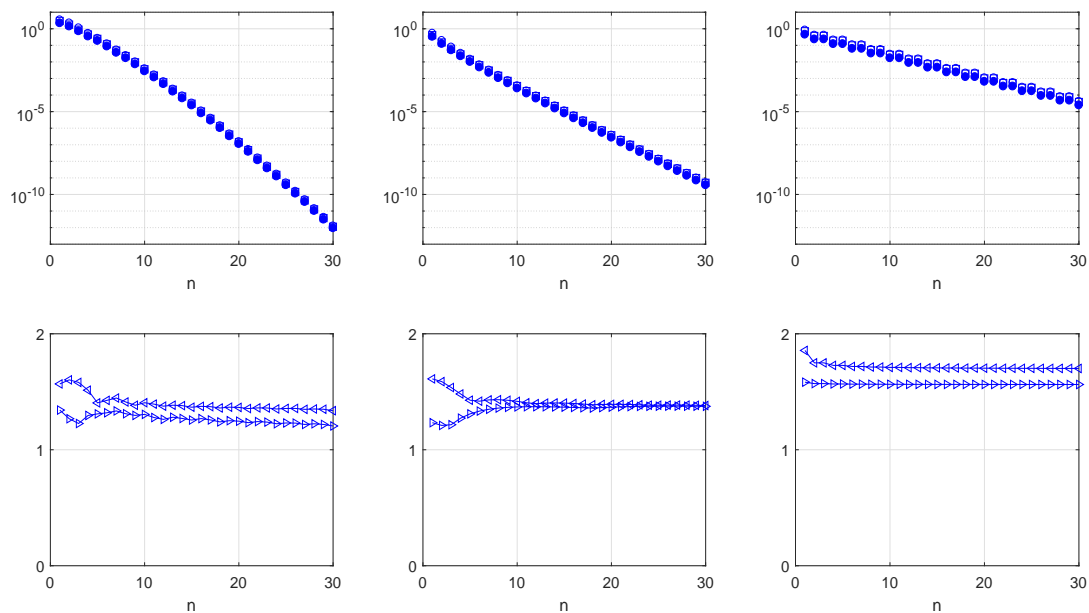


Figure 1: Top row shows the log plot of the maximum errors of $\mathcal{B}_n(f)$ (\bullet) and $S_n^\lambda(f)$ with $\lambda = -2/5$ (\circ) and $\lambda = -1/10$ (\square), for f_1 (left), f_2 (middle) and f_3 (right). Bottom row shows the plot of the corresponding $\mathcal{R}^\lambda(n)$ for $\lambda = -2/5$ (\triangleleft) and $\lambda = -1/10$ (\triangleright).

Figure 1 illustrates the maximum errors of $\mathcal{B}_n(f)$ and $S_n^\lambda(f)$ for $\lambda = -2/5$ and $\lambda = -1/10$ and the quantity $\mathcal{R}^\lambda(n)$ as a function of n . From the top row of Figure 1, we see that the accuracy of $\mathcal{B}_n(f)$ is indistinguishable with that of $S_n^\lambda(f)$. From the bottom row of Figure 1, we see that these two $\mathcal{R}^\lambda(n)$ tend, respectively, to some finite constants as n grows, and thus the rate of convergence of $S_n^\lambda(f)$ is the same as that of $\mathcal{B}_n(f)$. Figure 2 illustrates the maximum errors of $\mathcal{B}_n(f)$ and $S_n^\lambda(f)$ for $\lambda = 1$ and $\lambda = 2$ and $n^{-\lambda}\mathcal{R}^\lambda(n)$ as a function of n . From the top row of Figure 2, we see clearly that the rate of convergence of $\mathcal{B}_n(f)$ is faster than that of $S_n^\lambda(f)$. From the bottom row of Figure 2, we see that these two $n^{-\lambda}\mathcal{R}^\lambda(n)$ tend, respectively, to some finite constants as n grows, which implies that the convergence rate of $S_n^\lambda(f)$ is slower than that of $\mathcal{B}_n(f)$ by a factor of n^λ .

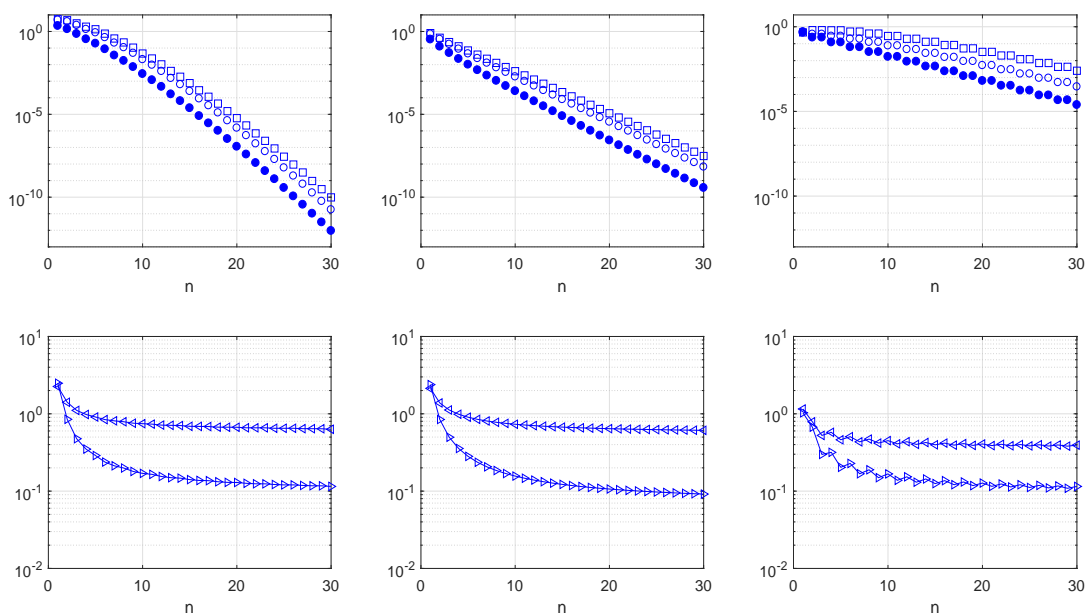


Figure 2: Top row shows the log plot of the maximum errors of $\mathcal{B}_n(f)$ (\bullet) and $S_n^\lambda(f)$ with $\lambda = 1$ (\circ) and $\lambda = 2$ (\square), for f_1 (left), f_2 (middle) and f_3 (right). Bottom row shows the log plot of the corresponding $n^{-\lambda}\mathcal{R}^\lambda(n)$ for $\lambda = 1$ (\triangleleft) and $\lambda = 2$ (\triangleright).

In summary, the above observations suggest the following conclusions:

- For $\lambda \in (-1/2, 0]$, the rate of convergence of $S_n^\lambda(f)$ is the same as that of $\mathcal{B}_n(f)$;
- For $\lambda > 0$, however, the rate of convergence of $S_n^\lambda(f)$ is slower than that of $\mathcal{B}_n(f)$ by a factor of n^λ .

3.2 Differentiable functions

We consider the following test functions

$$f_4(x) = (x)_+^4, \quad f_5(x) = |\sin(4x)|^5, \quad f_6(x) = \begin{cases} 2 \cos(x), & x \in [-1, 0), \\ 2x^3 - x^2 + 2, & x \in [0, 1], \end{cases} \quad (3.4)$$

where $(x)_+^k$ is the *truncated power function* defined by

$$(x)_+^k = \begin{cases} x^k, & x \geq 0, \\ 0, & x < 0, \end{cases} \quad k \geq 1, \quad \text{and} \quad (x)_+^0 = \begin{cases} 1, & x \geq 0, \\ 0, & x < 0. \end{cases} \quad (3.5)$$

It is clear that these three functions are all piecewise analytic functions, whose definition will be given in section 5. In our numerical tests, we divide the choice of the parameter λ into ranges: $\lambda \in (-1/2, 1]$ and $\lambda > 1$.

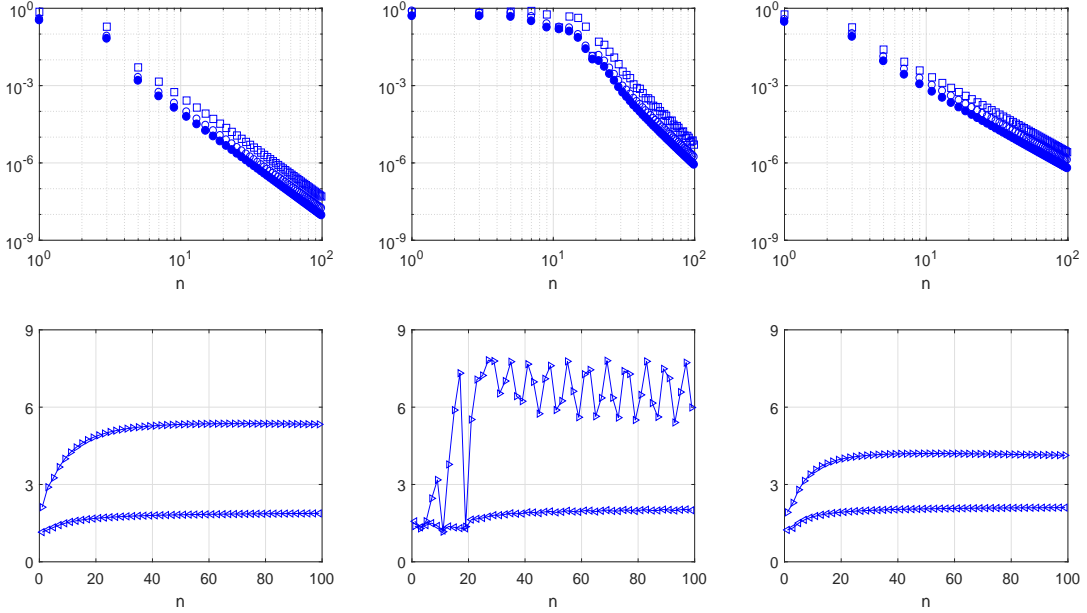


Figure 3: Top row shows the log-log plot of the maximum errors of $\mathcal{B}_n(f)$ (\bullet), $S_n^\lambda(f)$ with $\lambda = -1/5$ (\circ) and $\lambda = 9/10$ (\square), for f_4 (left), f_5 (middle) and f_6 (right). Bottom row shows the plot of the corresponding $\mathcal{R}^\lambda(n)$ for $\lambda = -1/5$ (\triangleleft) and $\lambda = 9/10$ (\triangleright).

Figure 3 illustrates the maximum errors of $\mathcal{B}_n(f)$ and $S_n^\lambda(f)$ for $\lambda = -1/5$ and $\lambda = 9/10$ and the quantity $\mathcal{R}^\lambda(n)$ as a function of n . From the top row of Figure 3, we see that the accuracy of $S_n^\lambda(f)$ is slightly worse than that of $\mathcal{B}_n(f)$. From the bottom row of Figure 3, we see that these two $\mathcal{R}^\lambda(n)$ tend to or oscillate around some finite

constants as n grows, which implies that the rate of convergence of $S_n^\lambda(f)$ is the same as that of $\mathcal{B}_n(f)$. Figure 4 illustrates the maximum errors of $\mathcal{B}_n(f)$ and $S_n^\lambda(f)$ for $\lambda = 3/2$ and $\lambda = 3$ and $n^{1-\lambda}\mathcal{R}^\lambda(n)$ as a function of n . From the top row of Figure 4, we see that the rate of convergence of $S_n^\lambda(f)$ is significantly slower than that of $\mathcal{B}_n(f)$. From the bottom row of Figure 4, we see that these two $n^{1-\lambda}\mathcal{R}^\lambda(n)$ tend to or oscillate around some finite constants as n grows, which implies that the rate of convergence of $S_n^\lambda(f)$ is slower than that of $\mathcal{B}_n(f)$ by a factor of $n^{\lambda-1}$.

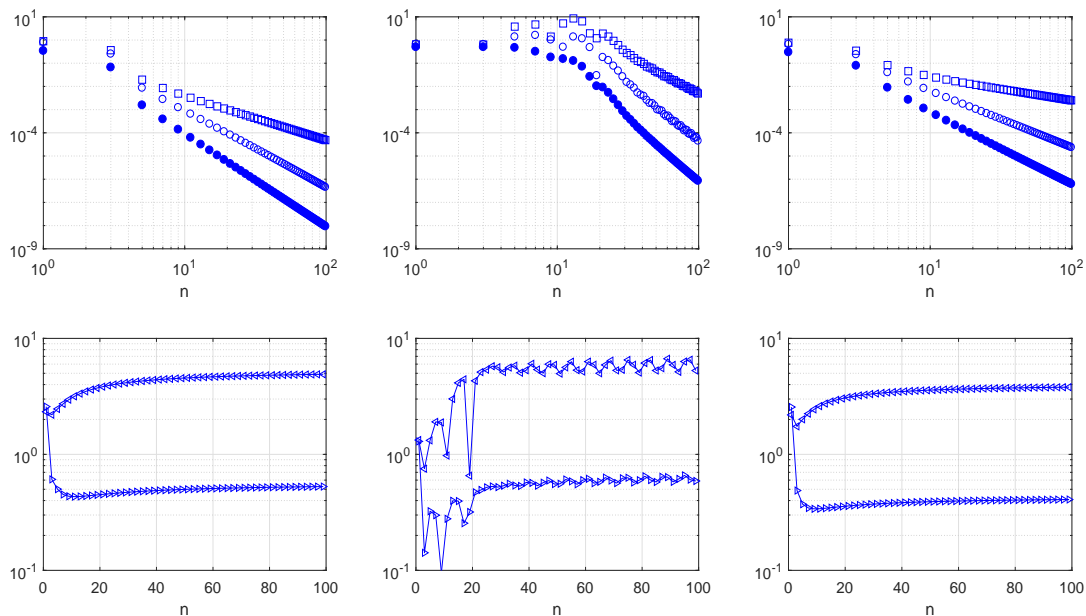


Figure 4: Top row shows the log-log plot of the maximum errors of $\mathcal{B}_n(f)$ (\bullet), $S_n^\lambda(f)$ with $\lambda = 3/2$ (\circ) and $\lambda = 3$ (\square), for f_4 (left), f_5 (middle) and f_6 (right). Bottom row shows the log plot of the corresponding $n^{1-\lambda}\mathcal{R}^\lambda(n)$ for $\lambda = 3/2$ (\triangleleft) and $\lambda = 3$ (\triangleright).

In summary, the above observations suggest the following conclusions:

- For $\lambda \in (-1/2, 1]$, the rate of convergence of $S_n^\lambda(f)$ is the same as that of $\mathcal{B}_n(f)$;
- For $\lambda > 1$, however, the rate of convergence of $S_n^\lambda(f)$ is slower than that of $\mathcal{B}_n(f)$ by a factor of $n^{\lambda-1}$, which is one power of n smaller than the predicted result using (1.2) and (1.3).

We remark that the convergence results of the particular case $\lambda = 0$ (that corresponds to Chebyshev projections) has been included in the above two observations. We refer to [16, 27] for more details on the convergence rate analysis of Chebyshev projections and to [31] for a comparison of Chebyshev projections with $\mathcal{B}_n(f)$. Hereafter, we will omit discussion of this case.

4 Optimal rate of convergence of Gegenbauer projections for analytic functions

In this section we study the optimal rate of convergence of Gegenbauer projections for analytic functions. Let \mathcal{E}_ρ denote the Bernstein ellipse

$$\mathcal{E}_\rho = \left\{ z \in \mathbb{C} \mid z = \frac{u + u^{-1}}{2}, \quad |u| = \rho \geq 1 \right\}, \quad (4.1)$$

and it has foci at ± 1 and the major and minor semi-axes are given by $(\rho + \rho^{-1})/2$ and $(\rho - \rho^{-1})/2$, respectively.

The starting point of our analysis is the contour integral expression of the Gegenbauer coefficients.

Lemma 4.1. *Suppose that f is analytic in the region bounded by the ellipse \mathcal{E}_ρ for some $\rho > 1$, then for each $k \geq 0$ and $\lambda > -1/2$ and $\lambda \neq 0$,*

$$a_k^\lambda = \frac{c_{k,\lambda}}{i\pi} \oint_{\mathcal{E}_\rho} \frac{f(z)}{(z \pm \sqrt{z^2 - 1})^{k+1}} {}_2F_1 \left[\begin{matrix} k+1, & 1-\lambda; \\ k+\lambda+1; & \frac{1}{(z \pm \sqrt{z^2 - 1})^2} \end{matrix} \right] dz, \quad (4.2)$$

where the sign in $z \pm \sqrt{z^2 - 1}$ is chosen so that $|z \pm \sqrt{z^2 - 1}| > 1$ and the constant $c_{k,\lambda}$ is defined by

$$c_{k,\lambda} = \frac{\Gamma(\lambda)\Gamma(k+1)}{\Gamma(k+\lambda)}, \quad (4.3)$$

Proof. With a different normalization condition on $\{C_k^\lambda(x)\}$, (4.2) was first derived by Cantero and Iserles in [3] for developing some fast algorithms. The idea is to express a_k^λ as a linear combination of $\{f^{(j)}(0)\}$ and then as an integral transform with a Gauss hypergeometric function as its kernel. Due to the slow convergence of the Taylor series of the kernel, a hypergeometric transformation was used to replace the original kernel with a new one that converges much more rapidly, which gives (4.2). An alternative and simpler approach for the derivation of (4.2) was proposed in [29] and the idea is to rearrange the Chebyshev coefficients of the second kind. We refer the interested readers to [3, 29] for more details. \square

We now state some new bounds on the Gegenbauer coefficients $\{a_k^\lambda\}$ for all $\lambda > -1/2$ and $\lambda \neq 0$. Compared to [29, Thm. 4.3], our new bounds are more concise for $\lambda > 0$ and are new for $-1/2 < \lambda < 0$.

Theorem 4.2. *Under the assumptions of Lemma 4.1. Then, for $\lambda \neq 0$,*

$$|a_0^\lambda| \leq D_\lambda(\rho) \begin{cases} \frac{1}{|\Gamma(\lambda)|}, & -1/2 < \lambda < 0, \\ \lambda, & 0 < \lambda \leq 1, \\ \frac{1}{\Gamma(\lambda)}, & \lambda > 1, \end{cases} \quad |a_k^\lambda| \leq D_\lambda(\rho) \frac{k^{1-\lambda}}{\rho^k}, \quad k \geq 1, \quad (4.4)$$

where $D_\lambda(\rho)$ is defined by

$$D_\lambda(\rho) = \frac{ML(\mathcal{E}_\rho)}{\pi\rho} \begin{cases} \frac{|\Gamma(\lambda)|\Gamma(1+\lambda)\Gamma(1-2\lambda)}{\Gamma(1-\lambda)} \left(1 - \frac{1}{\rho^2}\right)^{2\lambda-1}, & -1/2 < \lambda < 0, \\ \frac{1}{\lambda} \left(1 - \frac{1}{\rho^2}\right)^{\lambda-1}, & 0 < \lambda \leq 1, \\ \Gamma(\lambda) \left(1 + \frac{1}{\rho^2}\right)^{\lambda-1}, & \lambda > 1, \end{cases} \quad (4.5)$$

and $M = \max_{z \in \mathcal{E}_\rho} |f(z)|$ and $L(\mathcal{E}_\rho)$ is the length of the circumference of \mathcal{E}_ρ .

Proof. We follow the idea of the proof in [29]. From Lemma 4.1 and [29, Theorem 4.1] we have that

$$|a_k^\lambda| \leq \frac{|c_{k,\lambda}|ML(\mathcal{E}_\rho)}{\pi\rho^{k+1}} \begin{cases} {}_2F_1 \left[\begin{matrix} k+1, & 1-\lambda; & \frac{1}{\rho^2} \end{matrix} \right], & -1/2 < \lambda \leq 1 \text{ and } \lambda \neq 0, \\ {}_2F_1 \left[\begin{matrix} k+1, & 1-\lambda; & -\frac{1}{\rho^2} \end{matrix} \right], & \lambda > 1. \end{cases} \quad (4.6)$$

The remaining task is to bound the constant $c_{k,\lambda}$ and these hypergeometric functions on the right hand side of (4.6). For the former, it is easy to see that $|c_{k,\lambda}| = 1$ when $k = 0$. For $k \geq 1$, using Lemma 2.1 we obtain

$$|c_{k,\lambda}| \leq k^{1-\lambda} \begin{cases} |\Gamma(\lambda)|, & -1/2 < \lambda < 0, \\ \lambda^{-1}, & 0 < \lambda \leq 1, \\ \Gamma(\lambda), & \lambda > 1. \end{cases} \quad (4.7)$$

We now aim to bound these hypergeometric functions on the right hand side of (4.6). For $\lambda > 0$ and $|z| < 1$, using the Euler integral representation of the Gauss hypergeometric function [18, Equation (15.6.1)], we obtain

$$\begin{aligned} \left| {}_2F_1 \left[\begin{matrix} k+1, & 1-\lambda; & z \end{matrix} \right] \right| &= \frac{\Gamma(k+\lambda+1)}{\Gamma(k+1)\Gamma(\lambda)} \left| \int_0^1 t^k (1-t)^{\lambda-1} (1-zt)^{\lambda-1} dt \right| \\ &\leq \begin{cases} (1-|z|)^{\lambda-1}, & 0 < \lambda \leq 1, \\ (1+|z|)^{\lambda-1}, & \lambda > 1. \end{cases} \end{aligned} \quad (4.8)$$

When $-1/2 < \lambda < 0$, it is easy to verify that

$$\frac{(k+1)_j}{(k+\lambda+1)_j} \leq \frac{(1)_j}{(\lambda+1)_j}, \quad \frac{(1-\lambda)_j}{(1+\lambda)_j} \leq \frac{\Gamma(1+\lambda)\Gamma(1-2\lambda)}{\Gamma(1-\lambda)} \frac{(1-2\lambda)_j}{(1)_j}.$$

It follows that

$$\begin{aligned}
\left| {}_2F_1 \left[\begin{matrix} k+1, & 1-\lambda; \\ k+\lambda+1; \end{matrix} z \right] \right| &\leq \sum_{j=0}^{\infty} \frac{(k+1)_j (1-\lambda)_j}{(k+\lambda+1)_j} \frac{|z|^j}{j!} \leq \sum_{j=0}^{\infty} \frac{(1)_j (1-\lambda)_j}{(\lambda+1)_j} \frac{|z|^j}{j!} \\
&\leq \frac{\Gamma(1+\lambda)\Gamma(1-2\lambda)}{\Gamma(1-\lambda)} \sum_{j=0}^{\infty} \frac{(1-2\lambda)_j}{j!} |z|^j \\
&= \frac{\Gamma(1+\lambda)\Gamma(1-2\lambda)}{\Gamma(1-\lambda)} (1-|z|)^{2\lambda-1}. \tag{4.9}
\end{aligned}$$

Combining (4.6), (4.8) and (4.9), the desired bounds follow immediately. \square

With the above preparation, we now derive error estimates of Gegenbauer projections in the maximum norm. Compared to the results in [29, Thm. 4.8], our new results are more concise and informative. Throughout the paper, $[x]$ denotes the integer part of x .

Theorem 4.3. *Suppose that f is analytic in the region bounded by the ellipse \mathcal{E}_ρ for some $\rho > 1$.*

(i). *If $\lambda > 0$, then for $n \geq [\lambda/\ln \rho]$ we have*

$$\|f - S_n^\lambda(f)\|_\infty \leq \mathcal{K} \frac{n^\lambda}{\rho^n}, \tag{4.10}$$

where the quantity \mathcal{K} is defined by

$$\mathcal{K} = c \frac{D_\lambda(\rho)}{\ln \rho} \begin{cases} \frac{1}{\Gamma(2\lambda)}, & 0 < \lambda \leq 1/2, \\ 2\lambda, & \lambda > 1/2, \end{cases}$$

and $c \cong 1$ is a generic positive constant.

(ii). *If $-1/2 < \lambda < 0$, we have*

$$\|f - S_n^\lambda(f)\|_\infty \leq \frac{D_\lambda(\rho)C_\lambda}{(\rho-1)\rho^n}, \tag{4.11}$$

where C_λ is the positive constant defined in (2.11).

Up to constant factors, these bounds on the right hand side are optimal in the sense that they can not be improved in any negative powers of n further.

Proof. For (i), by Lemma 2.1 we have

$$|C_k^\lambda(x)| \leq \frac{\Gamma(k+2\lambda)}{\Gamma(k+1)\Gamma(2\lambda)} \leq \frac{k^{2\lambda-1}}{\Gamma(2\lambda)} \begin{cases} 1, & 0 < \lambda \leq 1/2, \\ \Gamma(1+2\lambda), & \lambda > 1/2. \end{cases}$$

Combining these bounds together with Theorem 4.2 gives

$$\begin{aligned} \|f - S_n^\lambda(f)\|_\infty &\leq \sum_{k=n+1}^{\infty} |a_k^\lambda| |C_k^\lambda(x)| \\ &\leq D_\lambda(\rho) \left(\sum_{k=n+1}^{\infty} \frac{k^\lambda}{\rho^k} \right) \begin{cases} \frac{1}{\Gamma(2\lambda)}, & 0 < \lambda \leq 1/2, \\ 2\lambda, & \lambda > 1/2. \end{cases} \end{aligned}$$

For the sum inside the bracket, note that k^λ/ρ^k is strictly decreasing with respect to k for $k \geq \lambda/\ln \rho$, we obtain that

$$\sum_{k=n+1}^{\infty} \frac{k^\lambda}{\rho^k} \leq \int_n^{\infty} \frac{x^\lambda}{\rho^x} dx = \frac{\Gamma(\lambda + 1, n \ln \rho)}{(\ln \rho)^{1+\lambda}}, \quad (4.12)$$

where $\Gamma(a, x)$ is the incomplete gamma function (see, e.g., [18, p.174]). Finally, we note that $|\Gamma(a, x)| \leq cx^{a-1}e^{-x}$, where the constant $c \cong 1$, the desired result (4.10) follows. The proof of (ii) is similar and we omit the details.

We now turn to prove the optimality of (4.10) and (4.11). Here we only prove the former since the latter can be proved by a similar argument. Suppose by contradiction that there exist constants $\gamma, c > 0$ independent of n such that

$$\|f - S_n^\lambda(f)\|_\infty \leq c \frac{n^{\lambda-\gamma}}{\rho^n}. \quad (4.13)$$

We consider the function $f(x) = (x - \omega)^{-1}$ with $\omega + \sqrt{\omega^2 - 1} > 1 + \lambda^{-1}$. It is easily seen that this function has a simple pole at $x = \omega$ and therefore $\rho \leq \omega + \sqrt{\omega^2 - 1} - \epsilon$, where $\epsilon > 0$ may be taken arbitrary small. Using Lemma 4.1 and the residue theorem, we can write the Gegenbauer coefficients of $f(x)$ as

$$a_k^\lambda = \frac{(-2c_{k,\lambda})}{(\omega + \sqrt{\omega^2 - 1})^{k+1}} {}_2F_1 \left[\begin{matrix} k+1, & 1-\lambda; & 1 \\ k+\lambda+1; & & (\omega + \sqrt{\omega^2 - 1})^2 \end{matrix} \right]. \quad (4.14)$$

Clearly, we see that $a_k^\lambda < 0$ for all $k \geq 0$. Moreover, by considering the ratio $a_{k+1}^\lambda/a_k^\lambda$, it is not difficult to verify that the sequence $\{a_k^\lambda\}_{k=0}^\infty$ is strictly increasing. We now consider the error of $S_n^\lambda(f)$ at the point $x = 1$. In view of (2.10), we obtain that

$$|f(1) - S_n^\lambda(f, 1)| = - \sum_{k=n+1}^{\infty} a_k^\lambda C_k^\lambda(1) \geq -a_{n+1}^\lambda C_{n+1}^\lambda(1).$$

Combining this with (4.13) we deduce that

$$-a_{n+1}^\lambda C_{n+1}^\lambda(1) \leq \|f(x) - S_n^\lambda(f)\|_\infty \leq c \frac{n^{\lambda-\gamma}}{\rho^n}. \quad (4.15)$$

By using (4.8), (2.4) and (4.14), we obtain that $|a_{n+1}^\lambda C_{n+1}^\lambda(1)| = O(n^\lambda(\omega + \sqrt{\omega^2 - 1})^{-n})$. On the other hand, we know that $n^{\lambda-\gamma}\rho^{-n} = O(n^{\lambda-\gamma}(\omega + \sqrt{\omega^2 - 1} - \epsilon)^{-n})$. This leads to a contradiction since the upper bound may be smaller than the lower bound when ϵ is sufficiently small. Therefore, we can conclude that the derived bound (4.10) is optimal and can not be improved in any negative powers of n . This completes the proof. \square

Remark 4.4. From [4, p. 131] we know that $\|f - \mathcal{B}_n(f)\|_\infty = O(\rho^{-n})$. Comparing this with (4.10) and (4.11), it is easily seen that the rate of convergence of $S_n^\lambda(f)$ is slower than that of $\mathcal{B}_n(f)$ by a factor of n^λ for $\lambda > 0$ and is the same as that of $S_n^\lambda(f)$ for $-1/2 < \lambda < 0$. This explains the convergence behavior of $S_n^\lambda(f)$ illustrated in Figures 1 and 2.

Remark 4.5. Polynomial interpolation in the zeros of Gegenbauer polynomials is also a powerful approach for analytic functions. When the interpolation nodes are the zeros of $C_{n+1}^\lambda(x)$, it has been shown in [34, Thm. 4.1] that the rate of convergence of Gegenbauer interpolation in the maximum norm is $O(n^\lambda\rho^{-n})$ for $\lambda > 0$ and is $O(\rho^{-n})$ if $-1/2 < \lambda < 0$. Comparing this with Theorem 4.3, we see that Gegenbauer interpolation and projection of the same degree enjoy the same convergence rate.

5 Optimal rate of convergence of Gegenbauer projections for piecewise analytic functions

In this section we study optimal rate of convergence of Gegenbauer projections for piecewise analytic functions. Throughout this section, we denote by K a generic positive constant independent of n which may take different values at different places.

We first introduce the definition of piecewise analytic functions.

Definition 5.1. Suppose that $f \in C^k[-1, 1]$ where $k \geq 0$. Let $\ell \in \mathbb{N}$ and assume that $\{\xi_j\}_{j=1}^\ell \in (-1, 1)$ is a set of distinct points such that f is analytic on each of the subinterval $[-1, \xi_1)$, (ξ_1, ξ_2) , \dots , $(\xi_{\ell-1}, \xi_\ell)$, $(\xi_\ell, 1]$, but f itself is not analytic at these points ξ_1, \dots, ξ_ℓ . We then say that f a piecewise analytic function on $[-1, 1]$.

We now consider the convergence rate analysis of Gegenbauer projections. First of all, using the integral expression of Gegenbauer coefficients, we can rewrite the Gegenbauer projection as

$$S_n^\lambda(f) = \int_{-1}^1 \omega_\lambda(t) f(t) D_n^\lambda(x, t) dt, \quad (5.1)$$

where $D_n^\lambda(\cdot, \cdot)$ is the Dirichlet kernel of Gegenbauer projection defined by

$$\begin{aligned} D_n^\lambda(x, t) &= \sum_{k=0}^n \frac{C_k^\lambda(x) C_k^\lambda(t)}{h_k^\lambda} \\ &= \frac{\Gamma(\lambda)^2}{2^{2-2\lambda}\pi} \frac{\Gamma(n+2)}{\Gamma(n+2\lambda)} \frac{C_{n+1}^\lambda(x) C_n^\lambda(t) - C_{n+1}^\lambda(t) C_n^\lambda(x)}{x-t}, \end{aligned} \quad (5.2)$$

and the last equation follows from the Christoffel-Darboux formula of Gegenbauer polynomials.

The following refined estimates for the Dirichlet kernel will be useful.

Lemma 5.2. *Let $|x| \leq 1$. Then, for $\lambda \neq 0$ and large n ,*

(i) *If $|t| \leq 1$, it holds that $|D_n^\lambda(x, t)| \leq Kn^{2\max\{\lambda, 0\}+1}$.*

(ii) *If $|t| \leq 1 - \varepsilon$ with $\varepsilon \in (0, 1)$, it holds that $|D_n^\lambda(x, t)| \leq Kn^{\max\{\lambda, 1\}}$.*

Proof. We first consider (i). From (2.4), (2.10) and (2.11) we have

$$\max_{x \in [-1, 1]} |C_n^\lambda(x)| = \begin{cases} O(n^{2\lambda-1}), & \lambda > 0, \\ O(n^{\lambda-1}), & -1/2 < \lambda < 0, \end{cases} \quad (5.3)$$

and similarly $h_n^\lambda = O(n^{2\lambda-2})$. Combining these estimates we find that

$$|D_n^\lambda(x, t)| \leq \sum_{k=0}^n \frac{|C_k^\lambda(x)C_k^\lambda(t)|}{h_k^\lambda} = \sum_{k=0}^n O(k^{2\max\{\lambda, 0\}}) = O(n^{2\max\{\lambda, 0\}+1}).$$

This proves (i). To prove (ii), we split our discussion into two cases: $|x - t| < \varepsilon/2$ and $|x - t| \geq \varepsilon/2$. For the case $|x - t| < \varepsilon/2$, it is easily verified that $|x| \leq 1 - \varepsilon/2$. Recall that $|C_n^\lambda(x)| = O(n^{\lambda-1})$ for $x \in (-1, 1)$, we obtain

$$\max_{\substack{|x| \leq 1 - \varepsilon/2 \\ |t| \leq 1 - \varepsilon}} \frac{|C_k^\lambda(x)C_k^\lambda(t)|}{h_k^\lambda} = O(1),$$

and thus

$$|D_n^\lambda(x, t)| \leq \sum_{k=0}^n \frac{|C_k^\lambda(x)C_k^\lambda(t)|}{h_k^\lambda} = \sum_{k=0}^n O(1) = O(n).$$

Next, we consider the case $|x - t| \geq \varepsilon/2$. Combining the estimate $\max_{|t| \leq 1 - \varepsilon} |C_n^\lambda(t)| = O(n^{\lambda-1})$ with (5.3), and the last equality in (5.2), we immediately infer that

$$|D_n^\lambda(x, t)| = O(n^{\max\{\lambda, 0\}}).$$

A combination of the above two estimates gives (ii). This completes the proof. \square

Now, we prove the main result of this section.

Theorem 5.3. *Let $m \in \mathbb{N}$ and let $f \in C^{m-1}[-1, 1]$ be a piecewise analytic function on $[-1, 1]$. Then, for $\lambda < m + 1$ and large n , we have*

$$\|f - S_n^\lambda(f)\|_\infty \leq K \begin{cases} n^{-m}, & \text{if } \lambda \leq 1, \\ n^{-m-1+\lambda}, & \text{if } \lambda > 1. \end{cases} \quad (5.4)$$

Moreover, the convergence rates on the right-hand side in (5.4) are optimal in the sense that they can not be improved further.

Proof. We assume that $\{\xi_j\}_{j=1}^\ell \in (-1, 1)$, where $\ell \geq 1$, are the points of singularity of f . According to [23, Theorem 3], there exists a polynomial q_n of degree n such that for all $x \in [-1, 1]$

$$|f(x) - q_n(x)| \leq \frac{C}{n^m} e^{-c\zeta d(x)^\eta}, \quad (5.5)$$

where $\zeta \in (0, 1)$ and $\eta \geq \zeta$ or $\zeta = 1$ and $\eta > 1$, $d(x) = \min_{1 \leq k \leq \ell} |x - \xi_k|$ and C, c are some positive constants. Taking $\zeta = \eta \in (0, 1)$ in (5.5) and using the fact that $S_n^\lambda(f) \equiv f$ whenever f is a polynomial of degree up to n , we immediately obtain

$$\begin{aligned} |f - S_n^\lambda(f)| &= |f - q_n + S_n^\lambda(q_n - f)| \leq |f - q_n| + |S_n^\lambda(f - q_n)| \\ &\leq \frac{C}{n^m} e^{-c(nd(x))^\eta} + \frac{C}{n^m} \int_{-1}^1 e^{-c(nd(t))^\eta} \omega_\lambda(t) |D_n^\lambda(x, t)| dt. \end{aligned} \quad (5.6)$$

We now consider the asymptotic behavior of the last integral in (5.6). For simplicity of notation we denote it by I . Moreover, let $I_1 = [\xi_1 - \epsilon, \xi_1 + \epsilon], \dots, I_\ell = [\xi_\ell - \epsilon, \xi_\ell + \epsilon]$, where $\epsilon > 0$ is chosen to be small enough such that these subintervals I_1, \dots, I_ℓ are pairwise disjoint and are contained in the interior of $[-1, 1]$, i.e., $I_1, \dots, I_\ell \subset [-1, 1]$. Therefore,

$$\begin{aligned} I &= \sum_{k=1}^\ell \int_{I_k} e^{-c(nd(t))^\eta} \omega_\lambda(t) |D_n^\lambda(x, t)| dt \\ &\quad + \int_{[-1, 1] \setminus \bigcup_{k=1}^\ell I_k} e^{-c(nd(t))^\eta} \omega_\lambda(t) |D_n^\lambda(x, t)| dt. \end{aligned} \quad (5.7)$$

For the sum in (5.7), notice that $d(t) = |t - \xi_k|$ when $t \in I_k$, and thus we get

$$\begin{aligned} \sum_{k=1}^\ell \int_{I_k} e^{-c(nd(t))^\eta} \omega_\lambda(t) |D_n^\lambda(x, t)| dt &= \sum_{k=1}^\ell \int_{\xi_k - \epsilon}^{\xi_k + \epsilon} e^{-c(n|t - \xi_k|)^\eta} \omega_\lambda(t) |D_n^\lambda(x, t)| dt \\ &= \sum_{k=1}^\ell \int_{-\epsilon}^{\epsilon} e^{-c(n|y|)^\eta} \omega_\lambda(y + \xi_k) |D_n^\lambda(x, y + \xi_k)| dy, \end{aligned}$$

where we have applied the change of variable $t = y + \xi_k$ in the last step. Furthermore, using Lemma 5.2 and a change of variable $s = ny$, we obtain

$$\begin{aligned} \sum_{k=1}^\ell \int_{I_k} e^{-c(nd(t))^\eta} \omega_\lambda(t) |D_n^\lambda(x, t)| dt &\leq \ell \max_{t \in \bigcup_{k=1}^\ell I_k} |\omega_\lambda(t)| K n^{\max\{\lambda, 1\}} \int_{-\epsilon}^{\epsilon} e^{-c(n|y|)^\eta} dy \\ &\leq \ell \max_{t \in \bigcup_{k=1}^\ell I_k} |\omega_\lambda(t)| K n^{\max\{\lambda, 1\} - 1} \int_0^\infty e^{-cs^\eta} ds \\ &= O(n^{\max\{\lambda, 1\} - 1}). \end{aligned} \quad (5.8)$$

For the second term in (5.7), notice that $d(t) \geq \epsilon$ when $t \in [-1, 1] \setminus \bigcup_{k=1}^{\ell} I_k$, we obtain

$$\begin{aligned} \int_{[-1,1] \setminus \bigcup_{k=1}^{\ell} I_k} e^{-c(nd(t))^\eta} \omega_\lambda(t) |D_n^\lambda(x, t)| dt &\leq e^{-c(n\epsilon)^\eta} \int_{-1}^1 \omega_\lambda(t) |D_n^\lambda(x, t)| dt \\ &\leq K n^{2\max\{\lambda, 0\}+1} e^{-c(n\epsilon)^\eta} \int_{-1}^1 \omega_\lambda(t) dt \\ &= O(n^{2\max\{\lambda, 0\}+1} e^{-c(n\epsilon)^\eta}), \end{aligned} \quad (5.9)$$

where we have used Lemma 5.2 in the second step. Combining (5.6), (5.8) and (5.9) gives the desired result and thus completes the proof.

We now turn to prove the optimality of the convergence rates on the right-hand side of (5.4). Recall that $\|f - \mathcal{B}_n(f)\|_\infty = O(n^{-m})$ (see, e.g., [26, Chapter 7]). In the case $\lambda \leq 1$, the rate of convergence of $S_n^\lambda(f)$ is obviously optimal since it is the same as that of $\mathcal{B}_n(f)$. In the case $\lambda > 1$, the predicted convergence rate is $\|f - S_n^\lambda(f)\|_\infty = O(n^{-m-1+\lambda})$. To show the optimality of this rate, we consider a specific example $f(x) = (x)_+^5$, which corresponds to $m = 5$. According to [18, Eqn. (18.17.37)], the Gegenbauer coefficients of f can be expressed as

$$a_k^\lambda = \frac{15}{8} \frac{\Gamma(\lambda)(k+\lambda)}{\Gamma(\lambda + \frac{k+7}{2})\Gamma(\frac{7-k}{2})}, \quad k \geq 0. \quad (5.10)$$

From this, we can see that $a_{2k+1}^\lambda = 0$ for $k \geq 3$. For $k \geq 6$ is even and large, we have, using (2.2) and (2.4),

$$\begin{aligned} a_k^\lambda &= (-1)^{\frac{k}{2}+1} \frac{15\Gamma(\lambda)}{8\pi} \frac{(k+\lambda)\Gamma(\frac{k-5}{2})}{\Gamma(\frac{k+7}{2} + \lambda)} \\ &= (-1)^{\frac{k}{2}+1} \frac{15\Gamma(\lambda)}{4\pi} \left(\frac{k}{2}\right)^{-\lambda-5} + O(k^{-\lambda-6}). \end{aligned} \quad (5.11)$$

In addition, employing (2.10) and (2.4), we deduce that $C_k^\lambda(1) = k^{2\lambda-1}/\Gamma(2\lambda) + O(k^{2\lambda-2})$ for large k . Now we consider the error estimate of $S_n^\lambda(f)$ at $x = 1$. Suppose $n \geq 6$ is even and large, using (5.11) and the asymptotic estimate of $C_k^\lambda(1)$, we obtain that

$$\begin{aligned} f(1) - S_n^\lambda(f, 1) &= \sum_{k=1}^{\infty} a_{n+2k}^\lambda C_{n+2k}^\lambda(1) \\ &\sim (-1)^{\frac{n}{2}+1} \frac{15\Gamma(\lambda)2^{\lambda+3}}{\pi\Gamma(2\lambda)} n^{\lambda-6} \sum_{k=1}^{\infty} (-1)^k \left(1 + \frac{2k}{n}\right)^{\lambda-6} \\ &= O(n^{\lambda-6}), \end{aligned}$$

where in the last step we have used the fact that the alternating series is always bounded for $\lambda < 6$. Similarly, it is not difficult to show that $f(1) - S_n^\lambda(f, 1) = O(n^{\lambda-6})$ if $n \geq 6$ is odd and large. Finally, note that $\|f - S_n^\lambda(f)\|_\infty \geq |f(1) - S_n^\lambda(f, 1)|$, we can conclude that the predicted rate $\|f - S_n^\lambda(f)\|_\infty = O(n^{\lambda-6})$ is optimal. This completes the proof. \square

In order to verify the convergence rates predicted by Theorem 5.3, we consider the three test functions defined in (3.4), which corresponds to $m = 4, 5, 3$, respectively. From Theorem 5.3 we know that the predicted rate of $S_n^\lambda(f_4)$ is $O(n^{-4})$ if $\lambda \leq 1$ and is $O(n^{\lambda-5})$ if $\lambda > 1$, and the predicted rate of $S_n^\lambda(f_5)$ is $O(n^{-5})$ if $\lambda \leq 1$ and is $O(n^{\lambda-6})$ if $\lambda > 1$, and the predicted rate of $S_n^\lambda(f_6)$ is $O(n^{-3})$ if $\lambda \leq 1$ and is $O(n^{\lambda-4})$ if $\lambda > 1$. For each f_j , where $j = 4, 5, 6$, we test the convergence rate of $S_n^\lambda(f_j)$ with four values of λ . The results are plotted in Figure 5. Clearly, we see that their convergence rates coincide quite well with the predicted rates. Moreover, these results also explain the observations in Figures 3 and 4 since the convergence rates of $\mathcal{B}_n(f)$ for f_4, f_5 and f_6 are $O(n^{-4}), O(n^{-5})$ and $O(n^{-3})$, respectively.

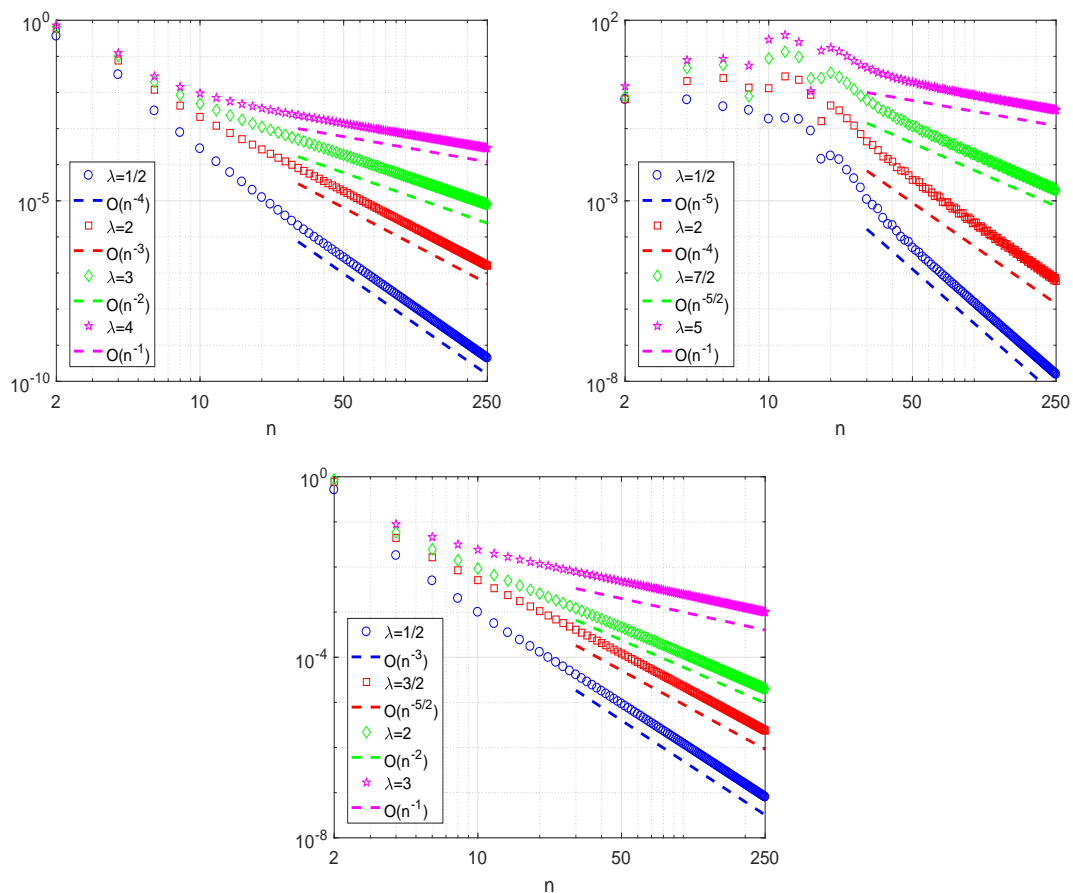


Figure 5: Top row shows convergence rates of $S_n^\lambda(f_4)$ (left) and $S_n^\lambda(f_5)$ (right) and bottom row shows convergence rate of $S_n^\lambda(f_6)$. Dashed lines indicate the convergence rates predicted by Theorem 5.3. Here n ranges from 2 to 250.

Before closing this section, we make some further comments regarding Theorem 5.3:

- The convergence rate predicted by Theorem 5.3 is optimal for functions with inte-

rior singularities of integer order and this can be seen from Figure 5. For functions with singularities of fractional order, however, the predicted rate may be overestimated. In this case, a new analysis should be carried out and we will consider it in the next section.

- Let $m \geq 1$ be an integer and define the space

$$H_m = \left\{ f \mid f, f', \dots, f^{(m-1)} \in \text{AC}[-1, 1], \quad f^{(m)} \in \text{BV}[-1, 1] \right\}, \quad (5.12)$$

where $\text{AC}[-1, 1]$ and $\text{BV}[-1, 1]$ denote the space of absolutely continuous functions and the space of bounded variation functions on $[-1, 1]$, respectively. It is clear that the test functions in (3.4) also belong to this space and $f_4 \in H_4$, $f_5 \in H_5$ and $f_6 \in H_3$. This space is preferable when developing error estimates for various orthogonal polynomial approximations to differentiable function (see, e.g., [16, 17, 27, 30, 33]). Comparing the space H_m and the assumption of piecewise analytic functions, which one is better in the sense that optimal rate of convergence of $S_n^\lambda(f)$ can be predicted? To gain some insight, we consider an example

$$f(x) = \begin{cases} x^2 \sin(\pi/x), & \text{if } x \neq 0, \\ 0, & \text{if } x = 0, \end{cases}$$

which is piecewise analytic on $[-1, 1]$. Moreover, it is known that $f \in \text{AC}[-1, 1]$, but $f' \notin \text{BV}[-1, 1]$. Clearly, we can apply Theorem 5.3 to predict the convergence rate of $S_n^\lambda(f)$, e.g., $\|f - S_n^\lambda(f)\| = O(n^{-1})$ for $\lambda \leq 1$. Note that $f \notin H_1$, and thus the latest result on the error estimate of $S_n^\lambda(f)$ in [33, Thm. 9] cannot be used.

6 Extensions

In this section we extend our discussion in two directions, including the convergence rate of Gegenbauer projections for functions of fractional smoothness and error estimates of Gegenbauer spectral differentiation.

6.1 Functions of fractional smoothness

In this subsection we consider the convergence rate of Gegenbauer projections for functions of fractional smoothness. For the sake of simplicity, we only consider some model functions and their convergence results will shed light on the study of more complicated functions.

6.1.1 Functions with endpoint singularities

We consider the model function $f_\alpha(x) = (1+x)^\alpha$, where $\alpha > 0$ is not an integer. Using [10, Eqn. (7.311.3)] and (2.3) and (2.2), we can write the Gegenbauer coefficients of f_α

as

$$a_k^\lambda = (-1)^{k+1} \frac{2^{2\lambda+\alpha} \sin(\alpha\pi) \Gamma(\lambda) \Gamma(\alpha + \lambda + \frac{1}{2}) \Gamma(\alpha + 1) (k + \lambda) \Gamma(k - \alpha)}{\pi^{3/2} \Gamma(k + \alpha + 2\lambda + 1)}. \quad (6.1)$$

For $k \geq \lfloor \alpha \rfloor + 1$, it is easily seen that the sequence $\{a_k^\lambda\}$ is an alternating sequence. Thus, for $\lambda > 0$ and $n \geq \lfloor \alpha \rfloor$, we can deduce from (2.9) and (2.10) that

$$\|f_\alpha - S_n^\lambda(f_\alpha)\|_\infty \leq \sum_{k=n+1}^{\infty} |a_k^\lambda| C_k^\lambda(1) = \left| \sum_{k=n+1}^{\infty} a_k^\lambda C_k^\lambda(-1) \right| = |f_\alpha(-1) - S_n^\lambda(f_\alpha, -1)|,$$

and this implies that the maximum error of $S_n^\lambda(f_\alpha)$ is attained at $x = -1$. Combining (6.1), (2.9), (2.10) and (2.4) we have

$$\begin{aligned} \|f_\alpha - S_n^\lambda(f_\alpha)\|_\infty &= \frac{2^{\alpha+1} |\sin(\alpha\pi)| \Gamma(\alpha + \lambda + \frac{1}{2}) \Gamma(\alpha + 1)}{\pi \Gamma(\lambda + \frac{1}{2})} \sum_{k=n+1}^{\infty} \frac{(k + \lambda) \Gamma(k - \alpha) \Gamma(k + 2\lambda)}{\Gamma(k + \alpha + 2\lambda + 1) \Gamma(k + 1)} \\ &= \frac{2^{\alpha+1} |\sin(\alpha\pi)| \Gamma(\alpha + \lambda + \frac{1}{2}) \Gamma(\alpha + 1)}{\pi \Gamma(\lambda + \frac{1}{2})} \sum_{k=n+1}^{\infty} \left[\frac{1}{k^{2\alpha+1}} + O(k^{-2\alpha-2}) \right] \\ &= \frac{2^\alpha |\sin(\alpha\pi)| \Gamma(\alpha + \lambda + \frac{1}{2}) \Gamma(\alpha)}{\pi \Gamma(\lambda + \frac{1}{2}) n^{2\alpha}} + O(n^{-2\alpha-1}). \end{aligned} \quad (6.2)$$

Hence we see that the convergence rate of $S_n^\lambda(f_\alpha)$ is $O(n^{-2\alpha})$. After recalling from [26, p. 411] that the rate of convergence of $\mathcal{B}_n(f_\alpha)$ is also $O(n^{-2\alpha})$, we can therefore conclude that both $S_n^\lambda(f_\alpha)$ and $\mathcal{B}_n(f_\alpha)$ converge at the same rate.

Some remarks are in order.

Remark 6.1. Observe that the constant in the leading term of $\|f_\alpha - S_n^\lambda(f_\alpha)\|_\infty$ behaves like $O(\lambda^\alpha)$ as $\lambda \rightarrow \infty$, we can deduce that the accuracy of $S_n^\lambda(f)$ will deteriorate as λ increases; see Figure 6 for an illustration.

Remark 6.2. For more general class of functions with endpoint singularities, the conclusion that the rate of convergence of $S_n^\lambda(f)$ is the same as that of $\mathcal{B}_n(f)$ still holds since the error at the endpoint singularities will dominate the maximum error.

In Figure 6 we test convergence rates of $\mathcal{B}_n(f)$ and $S_n^\lambda(f)$ for $f(x) = (1+x)^{3/2}$ and $f(x) = \arccos(x)$. It is easily verified that $\alpha = 3/2$ for the former and $\alpha = 1/2$ for the latter. As expected, we see that the rate of convergence of $\mathcal{B}_n(f)$ is better than that of $S_n^\lambda(f)$ by only a constant factor. Moreover, we also see that the accuracy of $S_n^\lambda(f)$ indeed deteriorates as λ increases.

6.1.2 Functions with an interior singularity of fractional order

As a canonical example, we consider the function

$$f(x) = |x - \theta|^\alpha, \quad (6.3)$$

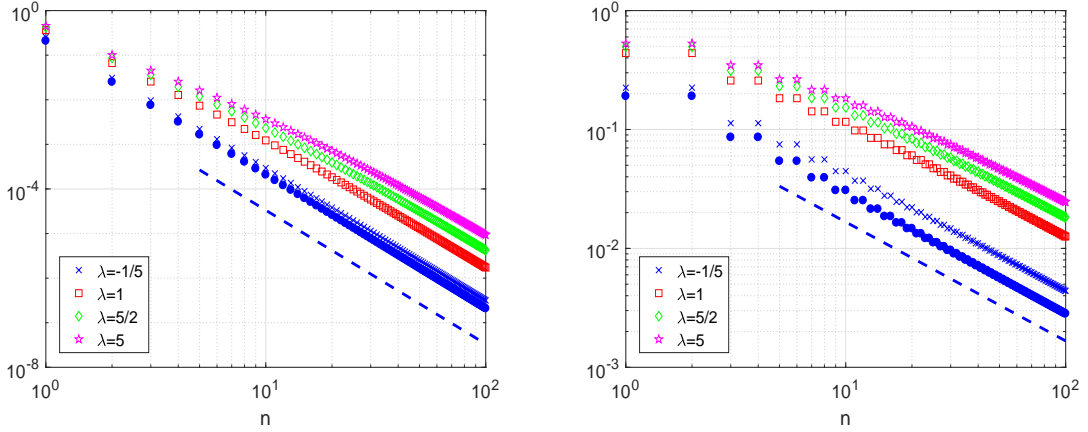


Figure 6: Convergence rates of $\mathcal{B}_n(f)$ (dots) and $S_n^\lambda(f)$ with four values of λ for $f(x) = (1+x)^{3/2}$ (left) and $f(x) = \arccos(x)$ (right). The dashed line in the left panel is $O(n^{-3})$ and in the right panel is $O(n^{-1})$.

where $\theta \in (-1, 1)$ and $\alpha > 0$ is not an integer. When $\alpha = 1, 3, 5, \dots$, it follows from Theorem 5.3 that

$$\|f - S_n^\lambda(f)\|_\infty = \begin{cases} O(n^{-\alpha}), & \text{if } \lambda \leq 1, \\ O(n^{-\alpha-1+\lambda}), & \text{if } \lambda > 1. \end{cases} \quad (6.4)$$

When α is not an integer, we conjecture that this result still holds. In the particular case of Legendre projections (i.e., $\lambda = 1/2$), it has been shown in [31] that (6.4) indeed holds based on the observation that the maximum error of Legendre projections is attained at $x = \theta$ for large n . For the Gegenbauer case, however, the situation may be different and it is highly interesting to clarify the dependence of the location of the maximum error on λ . To get some insight, we plot in Figure 7 the pointwise error of $S_n^\lambda(f)$ for three values of λ . Clearly, we observe that, for λ greater than a critical value, the location of the maximum error of $S_n^\lambda(f)$ will jump from the interior singularity $x = \theta$ to one of the endpoints $x = 1$ or $x = -1$. Following this key observation, we shall restrict our attention to convergence rates of $S_n^\lambda(f)$ at these three critical points, from which we will clarify the dependence of the location of the maximum error on λ .

We start with the following result.

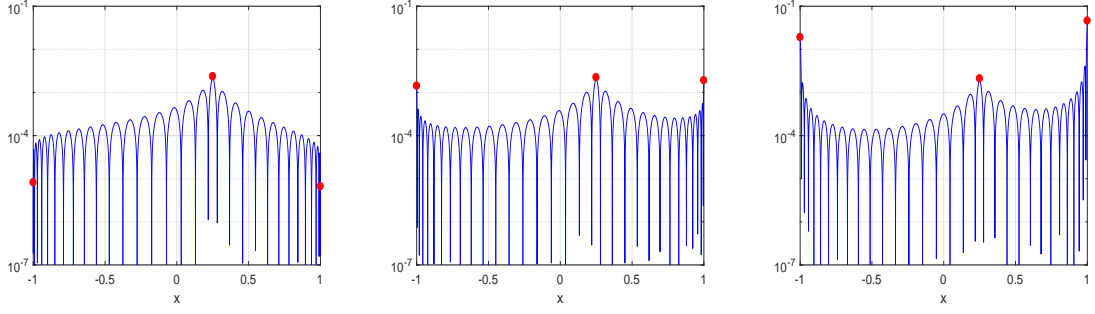


Figure 7: Pointwise error of $S_n^\lambda(f)$ for $\lambda = -2/5$ (left), $\lambda = 3/4$ (middle) and $\lambda = 2$ (right). Here $f(x) = |x - 1/4|^{3/2}$ and $n = 30$. These red points are the errors of $S_n^\lambda(f)$ at the critical points.

Lemma 6.3. *Let f be the function defined in (6.3). Then, for each $k \geq \alpha + 1^*$, we have*

$$a_k^\lambda = \omega_{\lambda+\alpha+1}(\theta) \frac{\Gamma(\lambda)\Gamma(\alpha+1)(k+\lambda)}{2^{1+\alpha}\Gamma(\lambda+\alpha+\frac{3}{2})\sqrt{\pi}} \left({}_2F_1 \left[\begin{matrix} \alpha+1-k, & k+2\lambda+\alpha+1; & \frac{1-\theta}{2} \\ \alpha+\lambda+\frac{3}{2}; & & \end{matrix} \right] \right. \\ \left. + (-1)^k {}_2F_1 \left[\begin{matrix} \alpha+1-k, & k+2\lambda+\alpha+1; & \frac{1+\theta}{2} \\ \alpha+\lambda+\frac{3}{2}; & & \end{matrix} \right] \right). \quad (6.5)$$

As $k \rightarrow \infty$ the coefficient a_k^λ has the following asymptotic behavior:

$$a_k^\lambda = -\omega_{\frac{\lambda+\alpha+1}{2}}(\theta) \sin\left(\frac{\alpha\pi}{2}\right) \frac{2^{1+\lambda}\Gamma(\lambda)\Gamma(\alpha+1)}{\pi k^{\alpha+\lambda}} \cos\left(2(k+\lambda)\phi(\theta) - \frac{\lambda\pi}{2}\right) \\ + O(k^{-\alpha-\lambda-1}). \quad (6.6)$$

where $\phi(\theta) = \arccos(\sqrt{(1+\theta)/2})$.

Proof. To show (6.5), we follow the idea of Theorem 4.3 in [16] for Chebyshev coefficients. Let $m = \lfloor \alpha \rfloor$ and $s = \alpha - m \in (0, 1)$. Invoking the Rodrigues formula (2.12) and using integration by parts $m+1$ times, we have for $k \geq m+1$ that

$$a_k^\lambda = \frac{1}{h_k^\lambda} \prod_{j=0}^m \frac{2(\lambda+j)}{(k-j)(k+2\lambda+j)} \int_{-1}^1 f^{(m+1)}(x) \omega_{\lambda+m+1}(x) C_{k-m-1}^{\lambda+m+1}(x) dx \\ = \frac{1}{h_k^\lambda} \prod_{j=0}^m \frac{2(\lambda+j)}{(k-j)(k+2\lambda+j)} \left[\int_{-1}^\theta f^{(m+1)}(x) \omega_{\lambda+m+1}(x) C_{k-m-1}^{\lambda+m+1}(x) dx \right. \\ \left. + \int_\theta^1 f^{(m+1)}(x) \omega_{\lambda+m+1}(x) C_{k-m-1}^{\lambda+m+1}(x) dx \right]. \quad (6.7)$$

*This condition is imposed here due to the definition of generalized Gegenbauer functions proposed in [16, Definition 2.1]. However, numerical tests show that the formula (6.5) is valid for all $k \geq 0$. To keep the proof concise, we will not pursue this here.

In the following, we consider to derive explicit forms of these two integrals inside the bracket. For simplicity of notation, we denote the former one by J_1 and the latter one by J_2 . From [16, Eqn. (3.12b)], we know that

$$\begin{aligned} \omega_{\lambda+m+1}(x)C_{k-m-1}^{\lambda+m+1}(x) &= \frac{\Gamma(k+m+2\lambda+1)\Gamma(\lambda+m+\frac{3}{2})}{\Gamma(k-m)\Gamma(2m+2\lambda+2)2^{s-1}\Gamma(\lambda+\alpha+\frac{1}{2})} \\ &\quad \times {}_{-1}\mathcal{I}_x^{1-s} \left\{ \omega_{\lambda+\alpha}(x) {}^lG_{k-\alpha}^{(\lambda+\alpha)}(x) \right\}, \end{aligned} \quad (6.8)$$

where ${}_a\mathcal{I}_x^\nu(\cdot)$ is the left fractional integral of order ν and ${}^lG_\nu^{(\lambda)}(x)$ is the left generalized Gegenbauer function of fractional degree ν defined by

$${}_a\mathcal{I}_x^\nu(f) = \frac{1}{\Gamma(\nu)} \int_a^x \frac{f(t)}{(x-t)^{1-\nu}} dt, \quad {}^lG_\nu^{(\lambda)}(x) = (-1)^{[\nu]} {}_2F_1 \left[\begin{matrix} -\nu, & \nu+2\lambda; & \frac{1+x}{2} \\ \lambda+\frac{1}{2}; & & \end{matrix} \right].$$

For J_1 , using (6.8) and fractional integration by part, we obtain

$$\begin{aligned} J_1 &= \frac{\Gamma(k+m+2\lambda+1)\Gamma(\lambda+m+\frac{3}{2})}{\Gamma(k-m)\Gamma(2m+2\lambda+2)2^{s-1}\Gamma(\lambda+\alpha+\frac{1}{2})} \\ &\quad \times \int_{-1}^\theta f^{(m+1)}(x) {}_{-1}\mathcal{I}_x^{1-s} \left\{ \omega_{\lambda+\alpha}(x) {}^lG_{k-\alpha}^{(\lambda+\alpha)}(x) \right\} dx \\ &= \frac{\Gamma(k+m+2\lambda+1)\Gamma(\lambda+m+\frac{3}{2})}{\Gamma(k-m)\Gamma(2m+2\lambda+2)2^{s-1}\Gamma(\lambda+\alpha+\frac{1}{2})} \\ &\quad \times \int_{-1}^\theta \omega_{\lambda+\alpha}(x) {}^lG_{k-\alpha}^{(\lambda+\alpha)}(x) {}_x\mathcal{I}_\theta^{1-s} \left\{ f^{(m+1)}(x) \right\} dx, \end{aligned} \quad (6.9)$$

where ${}_x\mathcal{I}_\theta^\nu(\cdot)$ is the right fractional Riemann-Liouville integral of order ν . For $x \in (-1, \theta)$, a direction calculation shows that ${}_x\mathcal{I}_\theta^{1-s} \{ f^{(m+1)} \} = (-1)^{m+1} \Gamma(\alpha+1)$. Moreover, using [16, Eqn. (3.13b)], we have

$$\omega_{\lambda+\alpha}(x) {}^lG_{k-\alpha}^{(\lambda+\alpha)}(x) = -\frac{\Gamma(\lambda+\alpha+\frac{1}{2})}{2\Gamma(\lambda+\alpha+\frac{3}{2})} \frac{d}{dx} \left\{ \omega_{\lambda+\alpha+1}(x) {}^lG_{k-\alpha-1}^{(\lambda+\alpha+1)}(x) \right\},$$

and therefore, we arrive at

$$\begin{aligned} J_1 &= (-1)^m \frac{\Gamma(k+m+2\lambda+1)\Gamma(\lambda+m+\frac{3}{2})\Gamma(\alpha+1)}{\Gamma(k-m)\Gamma(2m+2\lambda+2)2^s\Gamma(\lambda+\alpha+\frac{3}{2})} \omega_{\lambda+\alpha+1}(\theta) {}^lG_{k-\alpha-1}^{(\lambda+\alpha+1)}(\theta) \\ &= (-1)^k \frac{\Gamma(k+m+2\lambda+1)\Gamma(\lambda+m+\frac{3}{2})\Gamma(\alpha+1)}{\Gamma(k-m)\Gamma(2m+2\lambda+2)2^s\Gamma(\lambda+\alpha+\frac{3}{2})} \omega_{\lambda+\alpha+1}(\theta) \\ &\quad \times {}_2F_1 \left[\begin{matrix} \alpha+1-k, & k+2\lambda+\alpha+1; & \frac{1+\theta}{2} \\ \alpha+\lambda+\frac{3}{2}; & & \end{matrix} \right]. \end{aligned} \quad (6.10)$$

Using similar arguments, we can obtain

$$J_2 = \frac{\Gamma(k+m+2\lambda+1)\Gamma(\lambda+m+\frac{3}{2})\Gamma(\alpha+1)}{\Gamma(k-m)\Gamma(2m+2\lambda+2)2^s\Gamma(\lambda+\alpha+\frac{3}{2})}\omega_{\lambda+\alpha+1}(\theta) \\ \times {}_2F_1\left[\begin{matrix} \alpha+1-k, & k+2\lambda+\alpha+1; & \frac{1-\theta}{2} \\ \alpha+\lambda+\frac{3}{2}; & & \end{matrix}\right]. \quad (6.11)$$

Inserting (6.10) and (6.11) into (6.7), we obtain (6.5).

As for (6.6), it follows from applying the asymptotic expansion of Gauss hypergeometric function in [22, Eqn. (4.7)] (with $\varepsilon = 1$) to (6.5). This ends the proof. \square

An immediate corollary of Lemma 6.3 is the comparison of Chebyshev and Legendre coefficients, which was studied in [2, 29]. More specifically, let $k \geq 1$ and let a_k^L and a_k^C , respectively, denote the k th Legendre and Chebyshev coefficients of f defined in (6.3), i.e.,

$$a_k^L = \frac{2k+1}{2} \int_{-1}^1 f(x)P_k(x)dx, \quad a_k^C = \frac{2}{\pi} \int_{-1}^1 \frac{f(x)T_k(x)}{\sqrt{1-x^2}}dx. \quad (6.12)$$

It has been observed in the right panel of [29, Fig. 7] that a_k^C decays faster than a_k^L by a factor of $O(k^{1/2})$ and the sequence $\{a_k^L/a_k^C k^{-1/2}\}$ oscillates around a finite value as $k \rightarrow \infty$. However, a result to explain these observations is still lacking. Here, we provide a precise result to this problem.

Corollary 6.4. *Let f be defined by (6.3) and let a_k^L and a_k^C be defined by (6.12). As $k \rightarrow \infty$, we have*

$$\frac{a_k^L}{a_k^C} = \omega_{\frac{3}{4}}(\theta) \frac{\cos\left((2k+1)\phi(\theta) - \frac{\pi}{4}\right)}{\cos(2k\phi(\theta))} \sqrt{\frac{\pi k}{2}} + O(k^{-1/2}). \quad (6.13)$$

where $\phi(\theta)$ is defined in (6.6).

Proof. First, setting $\lambda = 1/2$ in (6.6) gives

$$a_k^L = -\omega_{\frac{2\alpha+3}{4}}(\theta) \sin\left(\frac{\alpha\pi}{2}\right) \frac{2^{3/2}\Gamma(\alpha+1)}{\pi^{1/2}k^{\alpha+1/2}} \cos\left((2k+1)\phi(\theta) - \frac{\pi}{4}\right) + O(k^{-\alpha-3/2}).$$

Moreover, in view of (2.14) we find that

$$a_k^C = \frac{2}{k} \lim_{\lambda \rightarrow 0} \lambda a_k^\lambda = -\omega_{\frac{\alpha+1}{2}}(\theta) \sin\left(\frac{\alpha\pi}{2}\right) \frac{4\Gamma(\alpha+1)}{\pi k^{\alpha+1}} \cos(2k\phi(\theta)) + O(k^{-\alpha-2}).$$

Combining these two results, we immediately obtain the desired result. \square

We now give convergence rates of $S_n^\lambda(f)$ at the critical points.

Theorem 6.5. *Let f be defined by (6.3). Then, for large n , it holds that*

$$(i). |f(\pm 1) - S_n^\lambda(f, \pm 1)| = O(n^{-\alpha-1+\lambda}).$$

$$(ii). |f(\theta) - S_n^\lambda(f, \theta)| = O(n^{-\alpha}).$$

Proof. For (i), combining the fact $C_k^\lambda(1) = k^{2\lambda-1}\Gamma(2\lambda)^{-1} + O(k^{2\lambda-2})$ for $k \gg 1$ and (6.6) we have

$$\begin{aligned} f(1) - S_n^\lambda(f, 1) &= \sum_{k=n+1}^{\infty} a_k^\lambda C_k^\lambda(1) \\ &= -\omega_{\frac{\lambda+\alpha+1}{2}}(\theta) \sin\left(\frac{\alpha\pi}{2}\right) \frac{2^{1+\lambda}\Gamma(\lambda)\Gamma(\alpha+1)}{\pi\Gamma(2\lambda)} \\ &\quad \times \sum_{k=n+1}^{\infty} \left[\frac{\cos\left(2(k+\lambda)\phi(\theta) - \frac{\lambda\pi}{2}\right)}{k^{\alpha+1-\lambda}} + O(k^{-\alpha+\lambda-2}) \right]. \end{aligned}$$

For the leading term of the sum on the right-hand side of above, we have

$$\begin{aligned} \sum_{k=n+1}^{\infty} \frac{\cos\left(2(k+\lambda)\phi(\theta) - \frac{\lambda\pi}{2}\right)}{k^{\alpha+1-\lambda}} &= \cos\left(2\lambda\phi(\theta) - \frac{\lambda\pi}{2}\right) \sum_{k=n+1}^{\infty} \frac{\cos(2k\phi(\theta))}{k^{\alpha+1-\lambda}} \\ &\quad - \sin\left(2\lambda\phi(\theta) - \frac{\lambda\pi}{2}\right) \sum_{k=n+1}^{\infty} \frac{\sin(2k\phi(\theta))}{k^{\alpha+1-\lambda}}. \end{aligned}$$

For sums of the form $\sum_{k=n}^{\infty} e^{ik\beta} k^\alpha$, where $\beta \in \mathbb{R}$ is not a multiple of 2π and $\alpha \in \mathbb{R}$, we can deduce from [19, Eqn. (5.09)] and [19, Eqn. (5.10)] that they behave like $O(n^\alpha)$ as $n \rightarrow \infty$. This proves the convergence rate of $S_n^\lambda(f)$ at $x = 1$. The convergence rate of $S_n^\lambda(f)$ at $x = -1$ can be proved in a similar manner and we omit the details.

To prove (ii). On the one hand, it follows from (6.6) that $a_k^\lambda = O(k^{-\alpha-\lambda})$. On the other hand, from (2.11) we see that $|C_k^\lambda(x)| = O(k^{\lambda-1})$ for $x \in (-1, 1)$. Combining these two estimates we get

$$f(\theta) - S_n^\lambda(f, \theta) = \sum_{k=n+1}^{\infty} a_k^\lambda C_k^\lambda(\theta) = \sum_{k=n+1}^{\infty} O(k^{-\alpha-1}) = O(n^{-\alpha}).$$

This completes the proof. \square

By combining the key observation in Figure 7 and the convergence results in Theorem 6.5, we can deduce that the convergence results in (6.4) still hold when $\alpha > 0$ is not an integer. Moreover, we recall from [26] that the convergence rate of $\mathcal{B}_n(f)$ is $O(n^{-\alpha})$. Therefore, we conclude that the rate of convergence of $S_n^\lambda(f)$ is the same as that of $\mathcal{B}_n(f)$ if $-1/2 < \lambda \leq 1$. For $\lambda > 1$, however, the rate of convergence of $S_n^\lambda(f)$ is slower than that of $\mathcal{B}_n(f)$ by a factor of $n^{\lambda-1}$, which is one power of n better than the predicted result by (1.2). In Figure 8 we test a numerical example with $\theta = -0.4$ and $\alpha = 5/2$. As expected, we see that the predicted convergence rates by (6.4) agree quite well with the observed convergence rates.

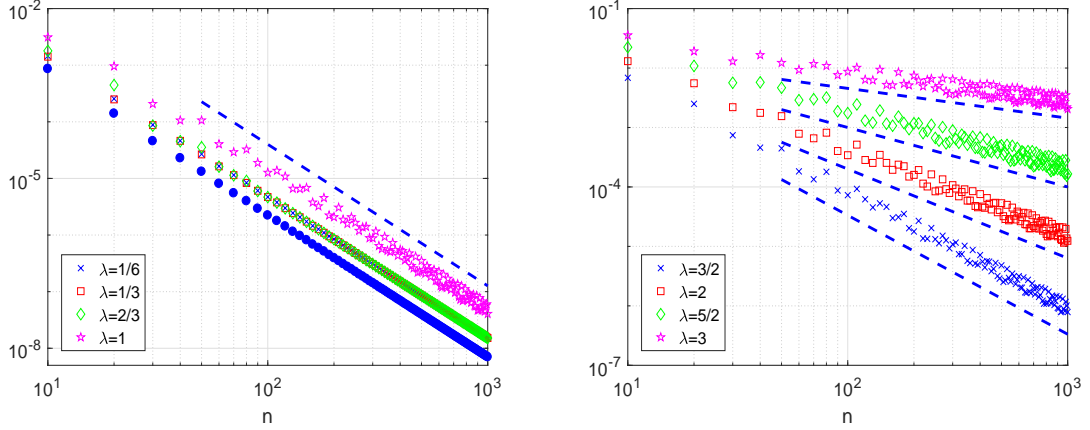


Figure 8: The left panel shows the convergence of $\mathcal{B}_n(f)$ (circles) and $S_n^\lambda(f)$ for $\lambda = 1/6, 1/3, 2/3, 1$. The right panel shows the convergence of $S_n^\lambda(f)$ for $\lambda = 3/2, 2, 5/2, 3$. The dashed line in the left panel is $O(n^{-5/2})$ and these dashed lines in the right panel indicate the convergence rates predicted by (6.4). Here $f(x) = |x + 0.4|^{5/2}$.

6.2 Error estimates of spectral differentiation

In practical applications, it is a powerful approach to compute derivatives of the underlying functions using spectral approximations. As a consequence of Theorem 4.2 we have the following error estimates.

Theorem 6.6. *Suppose that f is analytic in the region bounded by the ellipse \mathcal{E}_ρ for some $\rho > 1$. Then, for $\lambda > -1/2$ and $\lambda \neq 0$ and $j \in \mathbb{N}$, we have*

$$\|f^{(j)} - (S_n^\lambda(f))^{(j)}\|_\infty \leq c \left[\frac{2^{1-j-2\lambda} \sqrt{\pi} D_\lambda(\rho)}{\Gamma(\lambda) \Gamma(\lambda + j + \frac{1}{2}) \ln \rho} \right] \frac{n^{\lambda+2j}}{\rho^n}, \quad (6.14)$$

where $c \simeq 1$ is a generic positive constant.

Proof. According to [18, Eqn. (18.9.19)] we obtain

$$\frac{d^j}{dx^j} C_n^\lambda(x) = 2^j \frac{\Gamma(\lambda + j)}{\Gamma(\lambda)} C_{n-j}^{\lambda+j}(x),$$

and thus

$$f^{(j)}(x) - \frac{d^j}{dx^j} S_n^\lambda(f, x) = 2^j \frac{\Gamma(\lambda + j)}{\Gamma(\lambda)} \sum_{k=n+1}^{\infty} a_k^\lambda C_{k-j}^{\lambda+j}(x). \quad (6.15)$$

We note that

$$|C_{k-j}^{\lambda+j}(x)| \leq C_{k-j}^{\lambda+j}(1) \simeq \frac{k^{2\lambda+2j-1}}{\Gamma(2\lambda+2j)}, \quad k \gg 1.$$

Hence, combining this with Theorem 4.2 and (6.15), we get

$$\|f^{(j)} - S_n^\lambda(f)^{(j)}\|_\infty \leq 2^j \frac{D_\lambda(\rho)\Gamma(\lambda+j)}{\Gamma(\lambda)\Gamma(2\lambda+2j)} \sum_{k=n+1}^{\infty} \frac{k^{\lambda+2j}}{\rho^k}.$$

The remaining proof is similar to that of Theorem 4.3, we omit the details. \square

7 Concluding remarks

In this work, we have generalized our earlier work on the convergence rate analysis of Legendre projections in [31] to the case of Gegenbauer projections. We have shown that the rates of convergence of $S_n^\lambda(f)$ and $\mathcal{B}_n(f)$ are the same in the context of either f is analytic and $\lambda \leq 0$ or f is piecewise analytic and $\lambda \leq 1$. Otherwise, the rate of convergence of $S_n^\lambda(f)$ is slower than that of $\mathcal{B}_n(f)$ by a factor of n^λ when f is analytic and $\lambda > 0$ and by a factor of $n^{\lambda-1}$ when f is piecewise analytic and $\lambda > 1$. We also extended our discussion to functions with endpoint singularities and functions with an interior singularity of fractional order.

Finally, we note that Jacobi projections are also widely used for the numerical solution of differential equations. Sharp error estimates of Jacobi projections for analytic functions have been analyzed in [35] and for differentiable functions in the space H_m were recently analyzed in [33]. In the latter case, however, the convergence rate in the maximum norm derived in [33, Thm. 8] is suboptimal when $\max\{\alpha, \beta\} > -1/2$, where α, β are parameters in Jacobi polynomials. In future work, it would be interesting to explore the optimal rate of convergence of Jacobi projections under the assumption of piecewise analytic functions.

References

- [1] S. Bernstein, Sur l'ordre de la meilleure approximation des fonctions continues par les polynômes de degré donné, Mem. Cl. Sci. Acad. Roy. Belg. 4:1-103, 1912.
- [2] J. P. Boyd and R. Pletschek, The relationships between Chebyshev, Legendre and Jacobi polynomials: The generic superiority of Chebyshev polynomials and three important exceptions, J. Sci. Comput., 59(1):1-27, 2014.
- [3] M. J. Cantero and A. Iserles, On rapid computation of expansions in ultraspherical polynomials, SIAM J. Numer. Anal., 50(1):307-327, 2012.
- [4] E. W. Cheney, Introduction to Approximation Theory, AMS Chelsea Publishing, Providence, RI, 1998.
- [5] C. L. Frenzen and R. Wong, Asymptotic expansions of the Lebesgue constants for Jacobi series, Pacific J. Math., 122(2):391-415, 1986.

- [6] P. J. Davis and P. Rabinowitz, *Methods of Numerical Integration*, Second edition, Academic Press, London, 1984.
- [7] T. A. Driscoll, H. Hale and L. N. Trefethen, *Chebfun User's Guide*, Pafnuty Publications, Oxford, 2014.
- [8] D. Gottlieb, C.-W. Shu, A. Solomonoff and H. Vandeven, On the Gibbs phenomenon I: recovering exponential accuracy from the Fourier partial sum of a nonperiodic analytic function, *J. Comput. Appl. Math.*, 43(1-2):81-98, 1992.
- [9] D. Gottlieb and C.-W. Shu, On the Gibbs phenomenon and its resolution, *SIAM Review*, 39(4):644-668, 1997.
- [10] I. S. Gradshteyn and I. M. Ryzhik, *Table of Integrals, Series, and Products*, Seventh Edition, Academic Press, 2007.
- [11] B.-Y. Guo, Gegenbauer approximation and its applications to differential equations on the whole line, *J. Math. Anal. Appl.*, 226(1):180-206, 1998.
- [12] B.-Y. Guo, Gegenbauer approximation in certain Hilbert spaces and its applications to singular differential equations, *SIAM J. Numer. Anal.*, 37(2):621-645, 2000.
- [13] J. H. Hesthaven, S. Gottlieb and D. Gottlieb, *Spectral Methods for Time-Dependent Problems*, Cambridge University Press, 2007.
- [14] J. Levesley and A. K. Kushpel, On the norm of the Fourier-Gegenbauer projection in weighted L_p spaces, *Const. Approx.*, 15:369-379, 1999.
- [15] L. Lorch, The Lebesgue constants for Jacobi series, I, *Proc. Amer. Math. Soc.*, 10(5):756-761, 1959.
- [16] W.-J. Liu, L.-L. Wang and H.-Y. Li, Optimal error estimates for Chebyshev approximation of functions with limited regularity in fractional Sobolev-type spaces, *Math. Comp.*, 88(320):2857-2895, 2019.
- [17] W.-J. Liu, L.-L. Wang and B.-Y. Wu, Optimal error estimates for Legendre approximation of singular functions with limited regularity, *arXiv:2006.00667*, 2020.
- [18] F. W. J. Olver, D. W. Lozier, R. F. Boisvert and C. W. Clark, *NIST Handbook of Mathematical Functions*, Cambridge University Press, 2010.
- [19] F. W. J. Olver, *Asymptotic and Special Functions*, Academic Press, New York, 1974.
- [20] S. Olver and A. Townsend, A fast and well-conditioned spectral method, *SIAM Rev.*, 55(3):462-489, 2013.
- [21] R. Pachón and L. N. Trefethen, Barycentric-Remez algorithms for best polynomial approximation in the chebfun system, *BIT Numer. Math.*, 49:721-741, 2009.

- [22] R. B. Paris, Asymptotics of the Gauss hypergeometric function with large parameters, I, *J. Classical Anal.*, 2(2): 183–203, 2013.
- [23] E. B. Saff and V. Totik, Polynomial approximation of piecewise analytic functions, *J. London Math. Soc.*, s2-39:487-498, 1989.
- [24] J. Shen, T. Tang and L.-L. Wang, *Spectral Methods: Algorithms, Analysis and Applications*, Springer, Heidelberg, 2011.
- [25] G. Szegő, *Orthogonal Polynomials*, volume 23, American Mathematical Society, 1939.
- [26] A. F. Timan, *Theory of Approximation of Functions of a Real Variable*, Pergamon Press, Oxford, 1963.
- [27] L. N. Trefethen, *Approximation Theory and Approximation Practice*, SIAM, 2013.
- [28] H.-Y. Wang and S.-H. Xiang, On the convergence rates of Legendre approximation, *Math. Comp.*, 81(278):861–877, 2012.
- [29] H.-Y. Wang, On the optimal estimates and comparison of Gegenbauer expansion coefficients, *SIAM J. Numer. Anal.*, 54(3):1557-1581, 2016.
- [30] H.-Y. Wang, A new and sharper bound for Legendre expansion of differentiable functions, *Appl. Math. Letters*, 85:95-102, 2018.
- [31] H.-Y. Wang, How fast does the best polynomial approximation converge than Legendre projection?, *arXiv:2001.01985*, 2020.
- [32] S.-H. Xiang, On error bounds for orthogonal polynomial expansions and Gauss-type quadrature, *SIAM J. Numer. Anal.*, 50(3):1240–1263, 2012.
- [33] S.-H. Xiang and G.-D. Liu, Optimal decay rates on the asymptotics of orthogonal polynomial expansions for functions of limited regularities, *Numer. Math.*, 145:117-148, 2020.
- [34] Z.-Q. Xie, L.-L. Wang and X.-D. Zhao, On exponential convergence of Gegenbauer interpolation and spectral differentiation, *Math. Comp.*, 82(282):1017-1036, 2013.
- [35] X.-D. Zhao, L.-L. Wang and Z.-Q. Xie, Sharp error bounds for Jacobi expansions and Gegenbauer-Gauss quadrature of analytic functions, *SIAM J. Numer. Anal.*, 51(3):1443-1469, 2013.