
SHARI – An Integration of Tools to Visualize the Story of the Day

Shawn M. Jones · Alexander C. Nwala · Martin Klein ·
Michele C. Weigle · Michael L. Nelson

Abstract Tools such as Google News and Flipboard exist to convey daily news, but what about the past? In this paper, we describe how to combine several existing tools with web archive holdings to perform news analysis and visualization of the “biggest story” for a given date. StoryGraph clusters news articles together to identify a common news story. Hypercane leverages ArchiveNow to store URLs produced by StoryGraph in web archives. Hypercane analyzes these URLs to identify the most common terms, entities, and highest quality images for social media storytelling. Raintale then takes the output of these tools to produce a visualization of the news story for a given day. We name this process SHARI (StoryGraph Hypercane ArchiveNow Raintale Integration).

1 Introduction

Tools such as Google News and Flipboard exist to convey daily news, but what about the news of the past? We have combined StoryGraph¹ with tools from the Dark and Stormy Archives Toolkit² to produce the StoryGraph Hypercane ArchiveNow Raintale Integration (SHARI) process. These tools represent disparate research efforts in news analysis, corpus summarization, web archiving, and visualization. The integration produces a summary of the “biggest story” for a given date. SHARI combines the following components from Old Dominion University’s Web Science and Digital Libraries Research Group³:

- StoryGraph: a platform that downloads RSS feeds and analyzes the linked articles to cluster news stories [12] – <http://storygraph.cs.odu.edu/>
- Hypercane: a framework for intelligently sampling and analyzing documents from web archive collections [5] – <https://oduwsdl.github.io/hypercane>
- ArchiveNow: a library developed by Aturban et al. [2] that submits live web URI-Rs to web archives to create URI-Ms – <https://github.com/oduwsdl/archivenow>
- Raintale: a MementoEmbed [3] client that creates stories from a sample of mementos – <https://oduwsdl.github.io/raintale>

Shawn M. Jones · Martin Klein
Los Alamos National Laboratory, Los Alamos, NM

Alexander C. Nwala · Michele C. Weigle · Michael L. Nelson
Old Dominion University, Norfolk, VA

¹ <http://storygraph.cs.odu.edu>

² <https://oduwsdl.github.io/dsa/software.html>

³ <https://ws-dl.cs.odu.edu>

```

{
  "config": "/files/config/polar-media-consensus-graph/f6e84be9969ecef7adb20689002608d0/",
  "connected-comps": [
    {
      "avg-degree": 4.318181818181818,
      "density": 0.10042283298097252,
      "node-details": {
        "annotation": "polarity",
        "color": "green",
        "connected-comp-type": "event"
      },
      "nodes": [
        0,
        1,
        ... additional node ids omitted for brevity ...
      ],
      "unique-source-count": 14
    },
    {
      "avg-degree": 1,
      "density": 1,
      "node-details": {
        "annotation": "polarity",
        "color": "red",
        "connected-comp-type": "cluster"
      },
      "nodes": [
        9,
        67
      ],
      "unique-source-count": 2
    }
  ],
  "links": [
    {
      "rank": 1,
      "sim": 0.57,
      "source": 2,
      "target": 21,
      "label": "1 (0.57)",
      "label-description": "rank (sim)"
    },
    ... additional link definitions omitted for brevity ...
    {
      "rank": 96,
      "sim": 0.3,
      "source": 53,
      "target": 73,
      "label": "96 (0.3)",
      "label-description": "rank (sim)"
    }
  ],
  "ner-version": "3.8.0",
  "nodes": [
    ... other nodes omitted for brevity ...
    {
      "entities": [
        {
          "class": "LOCATION",
          "entity": "Coney Island"
        },
        {
          "class": "LOCATION",
          "entity": "Brooklyn"
        },
        {
          "class": "PERSON",
          "entity": "Victor J. Blue"
        }
      ]
    },
    ...
  ],
  "extraction-time": "2020-03-23T00:09:10.325362",
  "favicon": "https://www.nytimes.com/vi-assets/static-assets/favicon-4bf96cb6a1093748bf5b3c429accb9b4.ico",
  "id": "nytimes.com-1",
  "link": "https://www.nytimes.com/2020/03/22/health/coronavirus-restrictions-us.html",
  "node-details": {
    "annotation": "polarity",
    "color": "blue",
    "connected-comp-type": "event",
    "type": "left"
  },
  "published": "Sun, 22 Mar 2020 22:00:52 +0000",
  "rss-uri-m": "https://web.archive.org/web/20200323000609id_/https://rss.nytimes.com/services/xml/rss/nyt/HomePage.xml",
  "text": "Health |Harsh Steps Are Needed to Stop the Coronavirus, Experts Say\nhttps://nyti.ms/3dkfoCc\nA beach stroller in the Coney Island
  ↪ neighborhood of Brooklyn on Saturday.Credit...Victor J. Blue for The New York Times\nHarsh Steps Are Needed to Stop the
  ↪ Coronavirus, Experts Say\nScientists who have fought pandemics describe difficult measures needed to defend the United States against
  ↪ a fast-moving pathogen.\nA beach stroller in the Coney Island neighborhood of Brooklyn on Saturday.Credit...Victor J. Blue for The
  ↪ New York Times\nSupported by\nBy Donald G. McNeil Jr.\nMarch 22, 2020, 6:00 p.m. ET\nTerrifying though the coronavirus may be,
  ↪ it can be turned back. China, South Korea, Singapore and Taiwan have demonstrated that, with furious efforts, the contagion can be
  ↪ brought to heel.\nWhether they can keep it suppressed remains to be seen..."
  "title": "Harsh Steps Are Needed to Stop the Coronavirus, Experts Say - The New York Times"
  },
  ... other articles omitted for brevity ...
  ],
  "self": "http://storygraph.cs.odu.edu/graphs/polar-media-consensus-graph/#cursor=0&hist=1440&t=2020-03-23T00:09:10",
  "timestamp": "2020-03-23T00:09:10.707796Z",
  "graph-pointer": {
    "cursor": 0,
    "hist": 1440,
    "cur-path": "2020/03/23"
  }
}

```

Fig. 1: An abridged version of the JSON file generated by StoryGraph that drives the visualization in Figure 2.

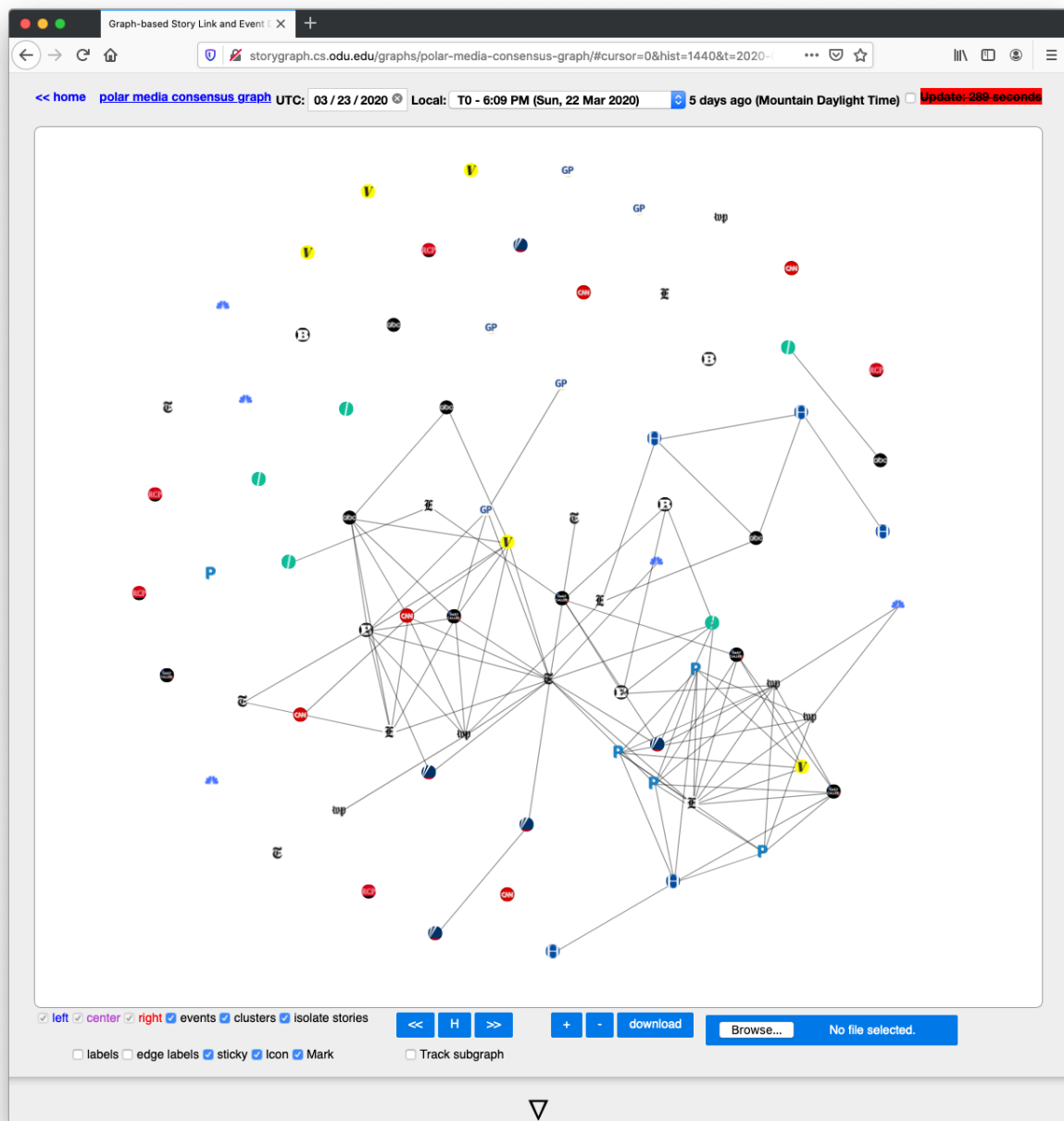


Fig. 2: The StoryGraph news similarity graph for March 23, 2020.

URL:<http://storygraph.cs.ou.edu/graphs/polar-media-consensus-graph/#cursor=0&hist=1440&t=2020-03-23T00:09:10>


DSA Puddles Visualizations of the Dark and Stormy Archives Project

StoryGraph Biggest Story 2020-03-23 -- the coronavirus pandemic, health care, new york gov. andrew cuomo, personal protective equipment, house speaker nancy pelosi

A news brief made from 19/85 recently archived news articles

« Previous Story View the StoryGraph of this Story Next Story »

Most frequent entities	trump , democrats , senate , new york , mcconnell
Most frequent sumgrams	the coronavirus pandemic, health care, new york gov. andrew cuomo, personal protective equipment, house speaker nancy pelosi




FEMA can't say how many medical supplies the US has left to fight the coronavirus

When asked about how many masks the federal government has left, and how many it has sent out, FEMA's administrator said, "I can't give you a rough number."

www.vox.com @ 2020-03-22T21:42:17Z Preserved by ARCHIVE.ORG

[Other Versions](#) || [Current version](#)




Democrats Block Senate Coronavirus Bill, Calling It A 'Corporate Bailout'

They're calling for more funding to hospitals and health care workers.

www.huffpost.com @ 2020-03-23T03:30:26Z Preserved by ARCHIVE.ORG

[Other Versions](#) || [Current version](#)




The Virus Can Be Stopped, but Only With Harsh Steps, Experts Say

Scientists who have fought pandemics describe difficult measures needed to defend the United States against a fast-moving pathogen.

www.nytimes.com @ 2020-03-24T00:17:25Z Preserved by ARCHIVE.ORG

[Other Versions](#) || [Current version](#)



Senate GOP ramps up pressure on Democrats with Monday morning vote

Hours after Senate Democrats blocked movement on a massive stimulus package Sunday evening, injecting fresh uncertainty over whether and when lawmakers will reach a bipartisan deal to deliver relief

www.cnn.com @ 2020-03-23T03:09:29Z Preserved by ARCHIVE.ORG

[Other Versions](#) || [Current version](#)

Fig. 3: The “biggest news story” of March 23, 2020 produced by the SHARI process.
 URL:https://oduwsdl.github.io/dsa-puddles/stories/shari/2020/03/23/storygraph_biggest_story_2020-03-23/

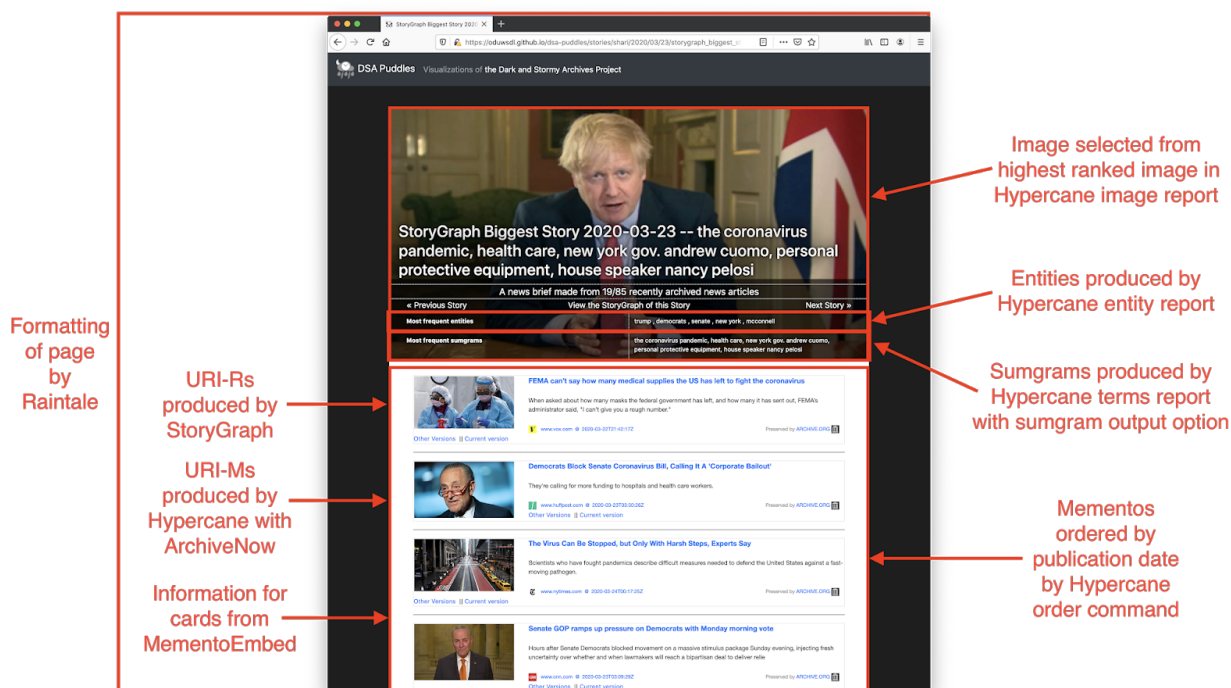


Fig. 4: Annotations detail which SHARI components provide each part of the visualization shown in Figure 3.

Nwala et al. [10,11] have focused on finding seeds within search engine result pages (SERPs), social media stories, and news feeds. As part of this research, Nwala et al. also developed StoryGraph [12], a service that saves RSS feeds from 17 news sources (Table 1 in Appendix A) every ten minutes. With these RSS feeds, StoryGraph analyzes the lexical connections between articles across feeds to generate JSON output, which drives a graph visualization. Figure 1 displays some of this JSON output for March 23, 2020. StoryGraph then visualizes this output, as shown in Figure 2.

Collections on specific topics exist at various web archives [7]. AINoamany et al. [1] introduced how to use social media storytelling to summarize web archive collections. Klein et al. [8] have built collections from web archives by conducting focused crawls. Jones developed Hypercane [5] to intelligently sample mementos from larger collections. Jones also developed Raintale [4] for generating social media stories to summarize groups of mementos, providing visualizations that employ familiar techniques, like cards, that require no training for most users to understand.

The JSON data structure from Figure 1 provides all information gathered but is difficult for humans to understand at a glance. The graph shown in Figure 2 provides an overview of the JSON through favicons and edges, but a user requires some training to fully comprehend what it represents. Figure 3 displays the largest connected component from this graph visualized via the SHARI process. Through images, text snippets, titles, cards, domain names, favicons, and other content, the SHARI output allows the viewer to intuitively understand that the biggest news story for this date consists of different reactions to the growing COVID-19 pandemic.

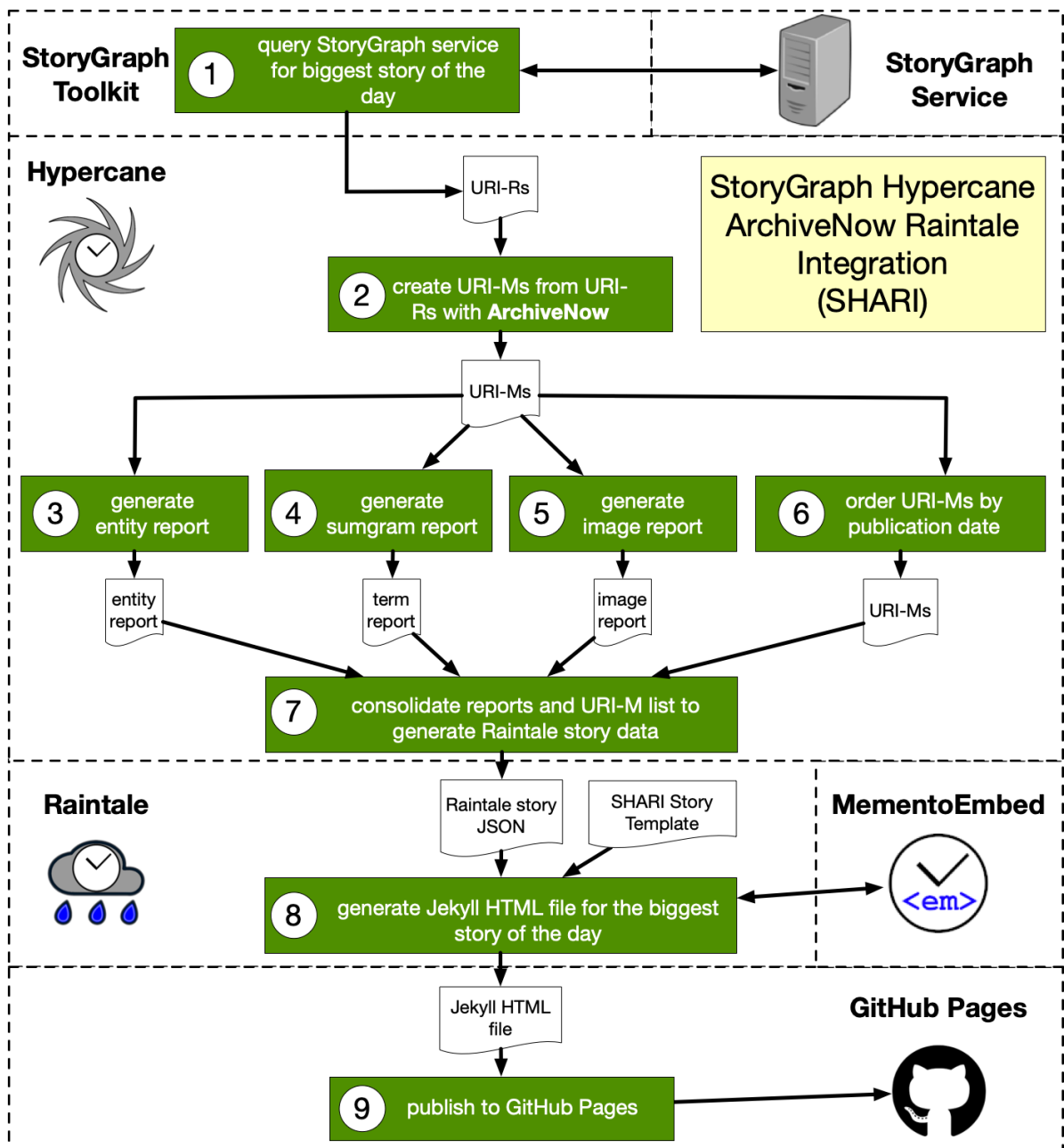


Fig. 5: SHARI process for creating a visualization of the biggest news story for a given day

2 The SHARI process

The StoryGraph Hypercane ArchiveNow Raintale Integration (SHARI) [6] process automatically creates stories summarizing news for a day. Figure 4 details what each tool contributes to the story. Figure 5 shows the steps of the SHARI process.

1. With the StoryGraph Toolkit, we query the StoryGraph service for the URI-Rs belonging to the biggest story of the day.
2. Hypercane converts these URI-Rs to URI-Ms by first attempting to find a corresponding URI-M by querying the LANL Memento Aggregator⁴ via the Memento Protocol [13]. For each URI-M that does not have a memento, Hypercane creates a memento by calling ArchiveNow [2] (Figure 6).
3. Hypercane runs the mementos through spaCy⁵ to generate a list of named entities, sorted by frequency (Figure 7).
4. Hypercane runs the mementos through sumgram [9] and generates a list of sumgrams, sorted by frequency (Figure 8).
5. Hypercane scores all of the mementos' embedded images. Images that article authors reference in HTML META tags are favored first, followed by MementoEmbed [3] score, then pixel size, color count, the ratio of width to height, and finally position on the page (Figure 9).
6. Hypercane runs the mementos through newspaper3k⁶ to extract each article's publication date and orders the URI-Ms by that date (Figure 10).
7. Hypercane consolidates the entities, terms, image scores, and ordered URI-Ms into a JSON file containing the structured data for the summary. During this step, Hypercane uses the highest scoring image as the striking image for the summary (Figure 11). In Figure 4, the highest-ranking image is the UK Prime Minister addressing his country about the COVID-19 pandemic.
8. Raintale renders the output as Jekyll HTML based on the contents of this JSON file, a template file, and information on each memento provided by MementoEmbed (Figure 11).
9. The SHARI script publishes the summary story to GitHub Pages for distribution. Figure 13 shows the output of our *dsa_tweeter* bot which announces the story after publication through the *@StormyArchives* Twitter account.

3 Discussion

StoryGraph is a valuable resource with additional unrealized potential. We are not only able to create stories for today or yesterday but any date back to August 8, 2017, when Nwala launched StoryGraph. As seen in Figures 14, 15, and 16 we can see how the world has evolved each year on StoryGraph's launch date. In Figure 14, the biggest news story was that of North Korea threatening other nations with nuclear weapons. One year later, in Figure 15, we see that the biggest news story is the results of several United States Congressional and gubernatorial primaries. Two years after StoryGraph's launch, Figure 16 shows that the biggest news story is the aftermath of the 2019 shootings in El Paso and Dayton.

4 Summary and Future Work

SHARI produces a familiar yet novel method of viewing news for a given day. SHARI can create stories for today, yesterday, and back to StoryGraph's creation on August 8, 2017. It is different from other storytelling

⁴ <https://timetravel.mementoweb.org>

⁵ <https://spacy.io/>

⁶ <https://newspaper.readthedocs.io/en/latest/>

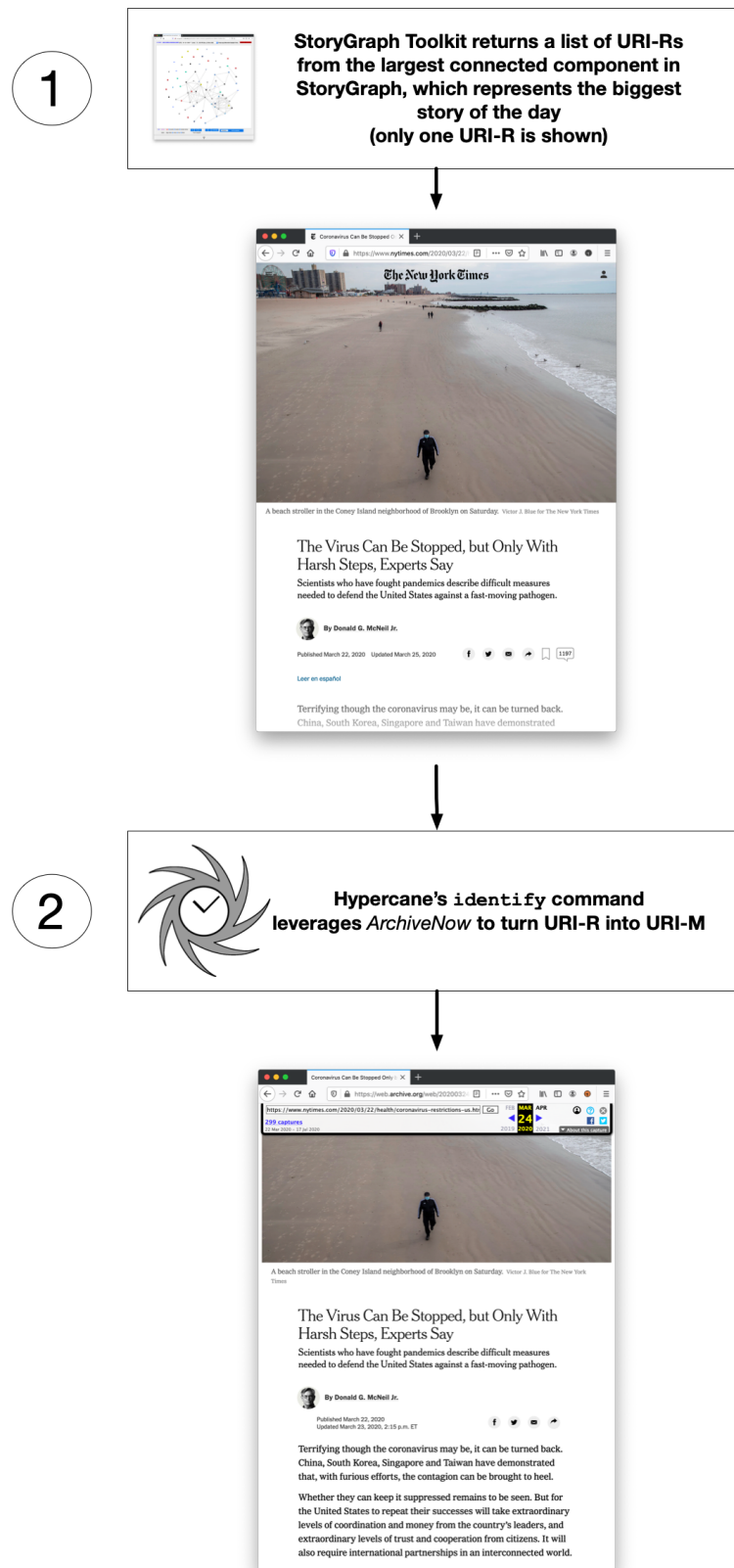
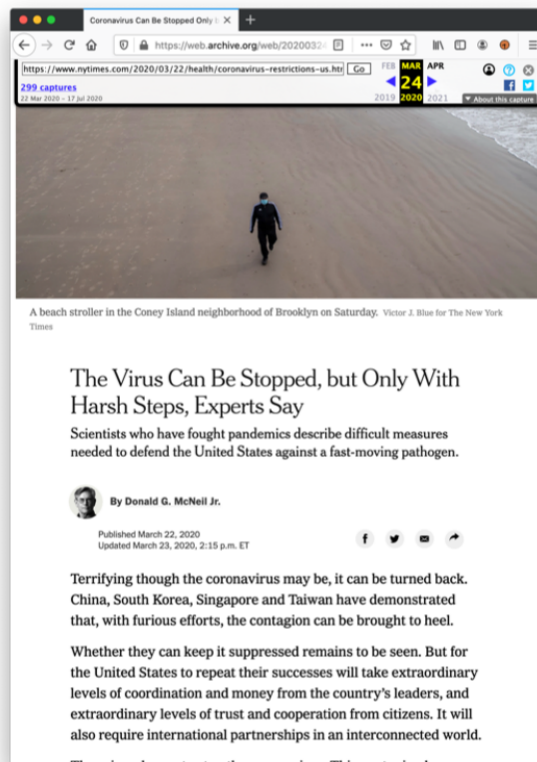



Fig. 6: SHARI steps 1-2 illustrated with a *single* URI-R from the story shown in Figure 3. Here SHARI extracts the URI-R from StoryGraph and then creates a corresponding URI-M with ArchiveNow.



3



HyperCane's report entities command creates a list of entities for the URI-M



Entity	Frequency in Corpus	Probability in Corpus	Document Frequency	Inverse Document Frequency	Corpus TF-IDF
china	16	0.207792208	1	1	16
americans	8	0.103896104	1	1	8
the united states	7	0.090909091	1	1	7
wuhan	5	0.064935065	1	1	5
new york	5	0.064935065	1	1	5
italy	4	0.051948052	1	1	4
heyman	4	0.051948052	1	1	4
asian	4	0.051948052	1	1	4
american	4	0.051948052	1	1	4
...					

Fig. 7: SHARI step 3 reprotng entities from the URI-M generated in Figure 6

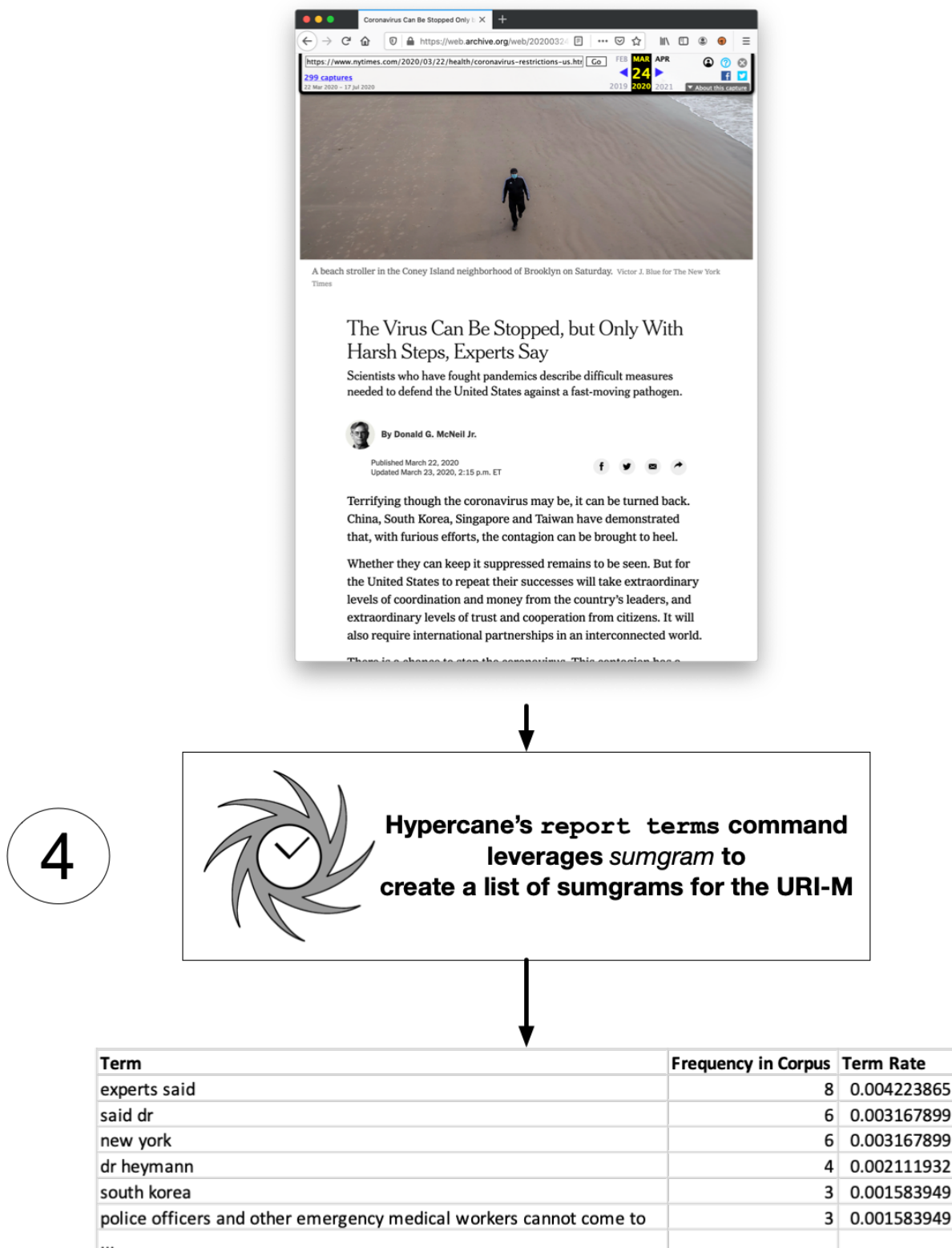


Fig. 8: SHARI step 4 reporting sumgrams from the URI-M generated in Figure 6

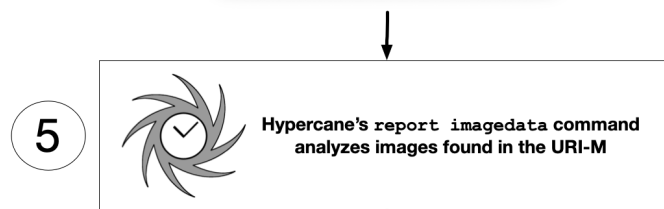
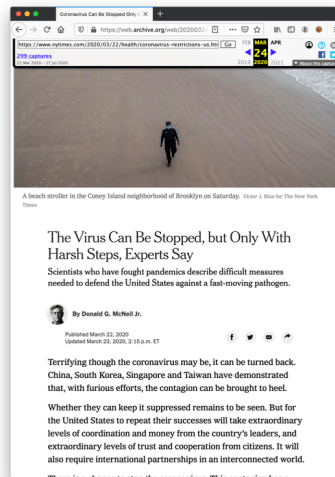






Image	Present In Metadata	MementoEmbed Score	Pixel Size	Color Count	Ratio Width/Height	Position in HTML
	Yes	2068679.7111111111	1440000.0	149268.0	0.5625	-0.2
	No	438909.45	240000.0	34308.0	0.6666666666666666	0.6
	No	238259.75	240000.0	14244.0	0.6666666666666666	0.0
	No	16679.8	22500.0	813.0	1.0	0.4
...						

Fig. 9: SHARI step 5 reporting an image metrics from the URI-M generated in Figure 6

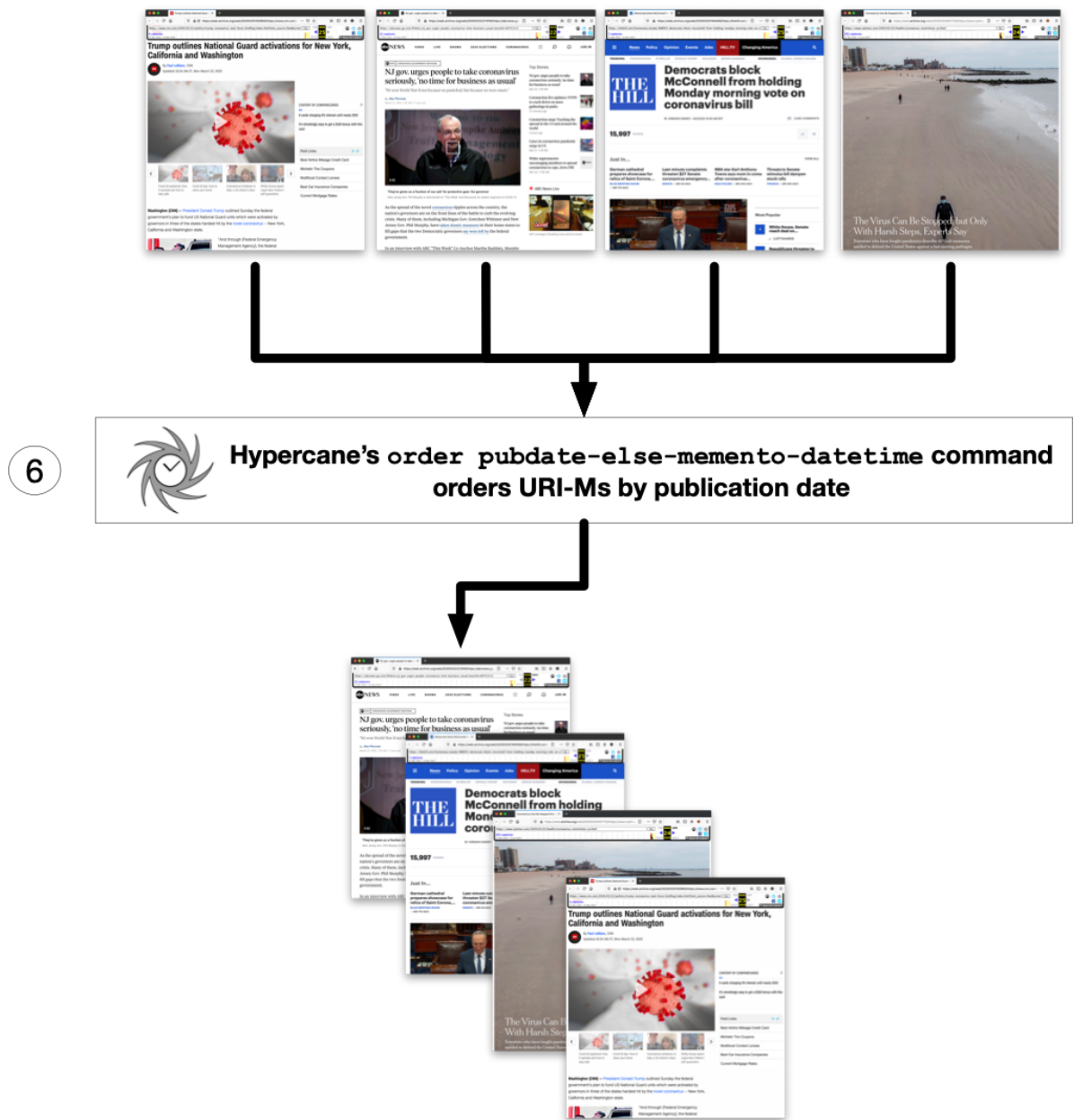


Fig. 10: SHARI step 6 orders all mementos first by publication date, then memento-datetime.

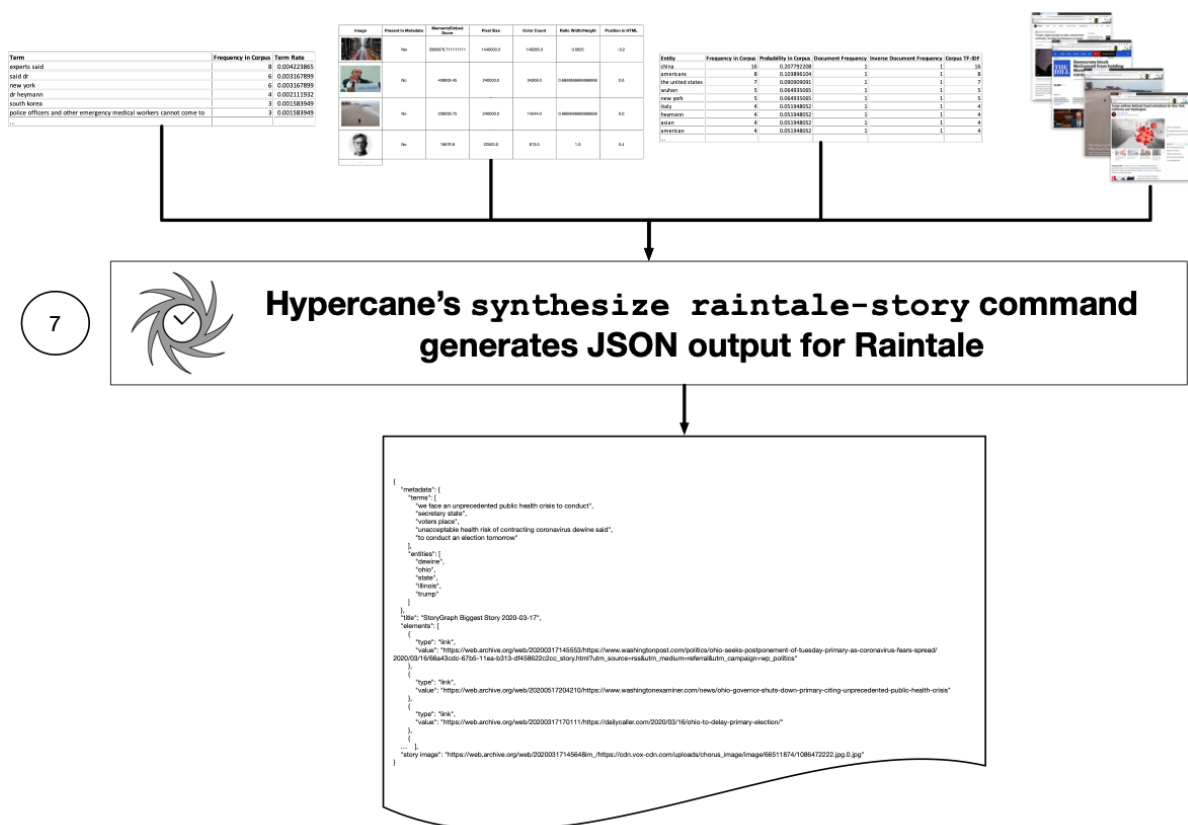


Fig. 11: SHARI step 7 combines all data into a JSON format used by Raintale for storytelling.

services like Wakelet⁷ because SHARI is entirely automated. The stories produced by SHARI are different from services like Google News⁸ or Flipboard⁹ because those tools focus on current events and personalized topics. Because StoryGraph samples content from multiple sides of the political spectrum, the SHARI process can provide a visualization of articles not tied to one interest area or even a single side's terminology. This process works because each component is loosely coupled, has high cohesion, has explicit interfaces, and engages in information hiding. Each command passes data in the expected format to the next.

We are also exploring how to improve striking image selection for stories. One could use this to consider how the same story is told in different venues. For instance, one could ask StoryGraph only to include left-leaning sources and produce a SHARI story. One could then do the same for only the right-leaning sources. With both stories, one could compare the striking images and sumgrams that SHARI produces. We are investigating how to produce and render other news stories for a given day and any given period of time. Finally, we are examining how to best visualize significant events that span substantial periods of time, like the entire COVID-19 news story. Though StoryGraph is an existing service that gathers current news, we also want to apply its algorithm directly to mementos and tell the news stories of past events like the Hurricane Katrina disaster.

⁷ <https://wakelet.com/>

⁸ <https://news.google.com/>

⁹ <https://flipboard.com/>

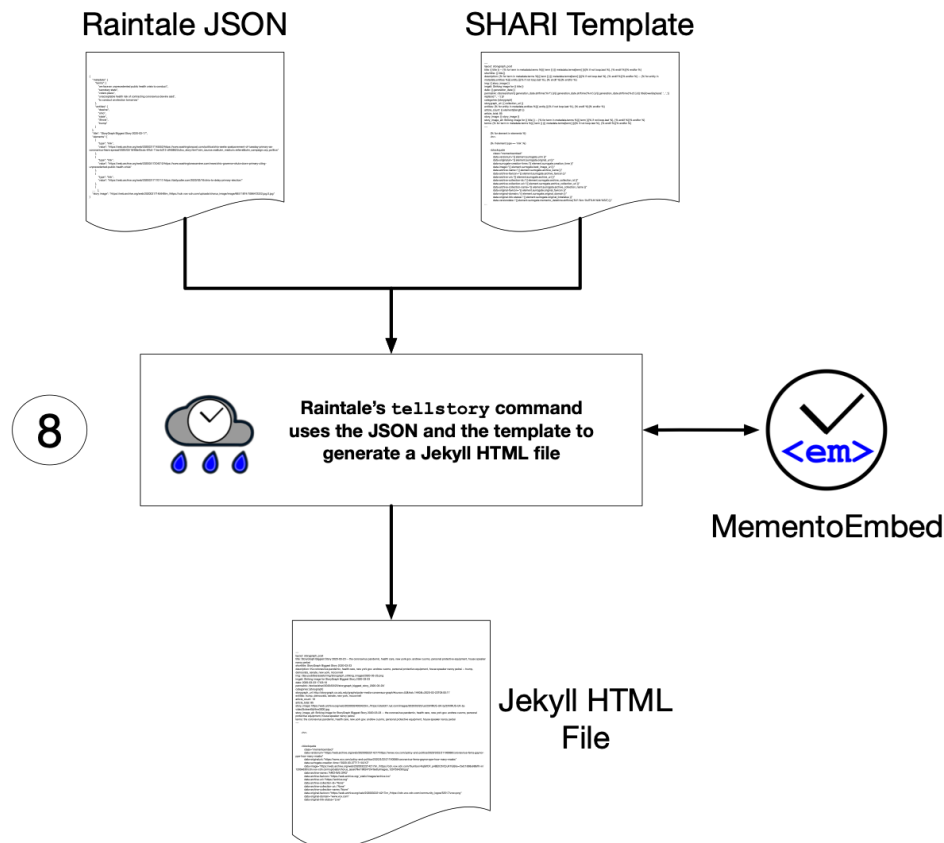


Fig. 12: SHARI step 8 feeds the JSON file from Step 7 and a template file into Raintale to generate the story. Raintale queries MementoEmbed for information about each memento.

5 Acknowledgements

This work supported in part by the Institute of Museum and Library Services (LG-71-15-0077-15).

References

1. ALNOAMANY, Y., WEIGLE, M. C., AND NELSON, M. L. Generating Stories From Archived Collections. In *WebSci 2017* (Troy, New York, USA, 2017), pp. 309–318. <http://doi.org/10.1145/3091478.3091508>.
2. ATURBAN, M., KELLY, M., ALAM, S., BERLIN, J. A., NELSON, M. L., AND WEIGLE, M. C. ArchiveNow: Simplified, Extensible, Multi-Archive Preservation. In *JCDL 2018* (Fort Worth, Texas, USA, 2018), pp. 321–322. <https://doi.org/10.1145/3197026.3203880>.
3. JONES, S. M. A Preview of MementoEmbed: Embeddable Surrogates for Archived Web Pages. <https://ws-dl.blogspot.com/2018/08/2018-08-01-preview-of-mementoembed.html>, 2018.
4. JONES, S. M. Raintale – A Storytelling Tool For Web Archives. <https://ws-dl.blogspot.com/2019/07/2019-07-11-raintale-storytelling-tool.html>, 2019.
5. JONES, S. M. Hypercane Part 1: Intelligent Sampling of Web Archive Collections. <https://ws-dl.blogspot.com/2020/06/2020-06-03-hypercane-part-1-intelligent.html>, 2020.

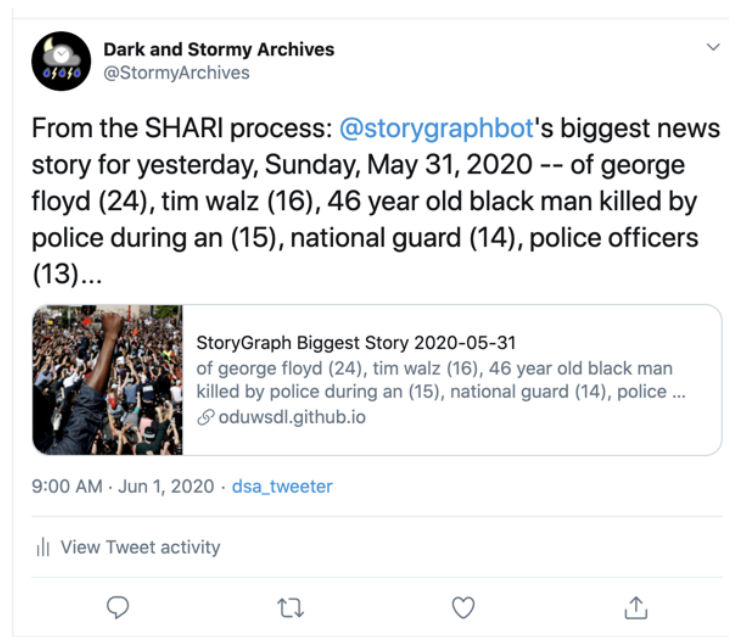


Fig. 13: The *dsa_tweeter* bot announces the availability of new SHARI stories each day.

6. JONES, S. M. SHARI: StoryGraph Hypercane ArchiveNow Raintale Integration – Combining WS-DL Tools For Current Events Storytelling. <https://ws-dl.blogspot.com/2020/04/2020-04-01-shari-storygraph-hypercane.html>, 2020.
7. JONES, S. M., NWALA, A., WEIGLE, M. C., AND NELSON, M. L. The Many Shapes of Archive-It. In *iPres 2018* (Boston, Massachusetts, USA, 2018), pp. 1–10. <https://doi.org/10.17605/OSF.IO/EV42P>.
8. KLEIN, M., BALAKIREVA, L., AND VAN DE SOMPEL, H. Focused crawl of web archives to build event collections. In *WebSci 2018* (Amsterdam, Netherlands, 2018), p. 333342. <https://doi.org/10.1145/3201064.3201085>.
9. NWALA, A. C. Introducing sumgram, a tool for generating the most frequent conjoined ngrams. <https://ws-dl.blogspot.com/2019/09/2019-09-09-introducing-sumgram-tool-for.html>, 2019.
10. NWALA, A. C., WEIGLE, M. C., AND NELSON, M. L. Bootstrapping Web Archive Collections from Social Media. In *Hypertext 2018* (Baltimore, Maryland, USA, 2018), pp. 64–72. <http://doi.org/10.1145/3209542.3209560>.
11. NWALA, A. C., WEIGLE, M. C., AND NELSON, M. L. Scraping SERPs for Archival Seeds: It Matters When You Start. In *JCDL 2018* (Fort Worth, Texas, USA, 2018), pp. 263–272. <http://doi.org/10.1145/3197026.3197056>.
12. NWALA, A. C., WEIGLE, M. C., AND NELSON, M. L. 365 Dots in 2019: Quantifying Attention of News Sources. Tech. Rep. arXiv:2003.09989, 2020. <https://arxiv.org/abs/2003.09989>.
13. VAN DE SOMPEL, H., NELSON, M., AND SANDERSON, R. RFC 7089 - HTTP Framework for Time-Based Access to Resource States – Memento. <https://tools.ietf.org/html/rfc7089>, Dec. 2013.

DSA Puddles Visualizations of the Dark and Stormy Archives Project

StoryGraph Biggest Story 2017-08-08 -- provocative action by launching ballistic missiles, nuclear weapons, north korea's nuclear, north korean, to miniaturize nuclear

A news brief made from 5/85 recently archived news articles

« Previous Story View the StoryGraph of this Story Next Story »

Most frequent entities	north korea , trump , us , the united states , pyongyang
Most frequent sumgrams	provocative action by launching ballistic missiles, nuclear weapons, north korea's nuclear, north korean, to miniaturize nuclear

North Korea to US: if you attack us, we'll respond with nukes

There's no reason to think the US is actually planning to attack North Korea any time soon.

[www.vox.com](#) @ 2019-11-15T04:06:40Z Preserved by ARCHIVE.ORG

[Other Versions](#) || [Current version](#)

Trump promises North Korea 'fire and fury' over nuke threat

President Donald Trump issued an extraordinary ultimatum to North Korea on Tuesday warning Pyongyang not to make any more threats against the United States or they will "face fire and fury like the

[www.cnn.com](#) @ 2017-11-16T01:50:47Z Preserved by ARCHIVE.ORG

[Other Versions](#) || [Current version](#)

Trump threatens 'fire and fury' in response to North Korean threats

North Korea had threatened 'physical action' following new U.N. sanctions.

[wp.washingtonpost.com](#) @ 2019-07-23T20:54:01Z Preserved by ARCHIVE.ORG

[Other Versions](#) || [Current version](#)

Trump: North Korea 'will be met with fire and fury like the world has never seen' if more threats emerge

President Trump has responded to reports of North Korea's nuclear threats, saying the regime "will be met with the fire and fury and frankly power, the likes of which the world has never seen before

Fig. 14: SHARI output for August 8, 2017 - the launch date of StoryGraph

URL: https://oduwsdl.github.io/dsa-puddles/stories/shari/2017/08/08/storygraph_biggest_story_2017-08-08/

DSA Puddles Visualizations of the Dark and Stormy Archives Project

StoryGraph Biggest Story 2018-08-08 -- special election, general election, ohio's 12 congressional district, republican troy balderson, close call

A news brief made from 28/85 recently archived news articles

« Previous Story View the StoryGraph of this Story Next Story »

Most frequent entities	republican , trump , democrats , democratic , ohio
Most frequent sumgrams	special election , general election , ohio's 12 congressional district , republican troy balderson , close call

Live results for the Washington primary elections

Three important House races have primary elections on Tuesday night.

[www.vox.com](#) © 2018-08-08T11:11:18Z Preserved by ARCHIVE.ORG

[Other Versions](#) || [Current version](#)

Live results for the 2018 Michigan primary elections

Democratic and Republican primaries for key governor, Senate and House elections are being held on Tuesday.

[www.vox.com](#) © 2019-02-13T11:44:05Z Preserved by ARCHIVE.ORG

[Other Versions](#) || [Current version](#)

Live results for the Kansas primary elections

Kris Kobach is challenging incumbent Jeff Colyer in the GOP primary for governor.

[www.vox.com](#) © 2019-02-13T11:49:15Z Preserved by ARCHIVE.ORG

[Other Versions](#) || [Current version](#)

Live results for the Missouri primary elections

Nominees will be chosen in Missouri's US Senate race and a key House race. Voters will also decide a statewide ballot initiative.

[www.vox.com](#) © 2019-02-13T09:43:36Z Preserved by ARCHIVE.ORG

[Other Versions](#) || [Current version](#)

Fig. 15: SHARI output for August 8, 2018 - a year after the launch date of StoryGraph

URL: https://oduwsdl.github.io/dsa-puddles/stories/shari/2018/08/08/storygraph_biggest_story_2018-08-08/

DSA Puddles Visualizations of the Dark and Stormy Archives Project

StoryGraph Biggest Story 2019-08-08 -- el paso, dayton ohio, mass shootings, paso texas, august 7, 2019

A news brief made from 27/85 recently archived news articles

« Previous Story View the StoryGraph of this Story Next Story »

Most frequent entities trump , el paso , dayton , donald trump , democratic

Most frequent sumgrams el paso, dayton ohio, mass shootings, paso texas, august 7, 2019

Trump Is To Blame For Mass Shootings Because He Refused To Fight White Supremacist Domestic Terrorism
 The Trump White House refused to listen to Homeland Security and combat white supremacist domestic terrorism for more than a year. Trump refused to fight white supremacist domestic terrorism
 www.politicus.us.com @ 2019-08-10T10:12:25Z Preserved by ARCHIVE.ORG

Puerto Rico just kicked out another governor
 Gov. Wanda Vázquez was sworn in after Puerto Rico's Supreme Court booted out the man who declared himself governor last week.
 www.vox.com @ 2019-12-19T07:32:01Z Preserved by ARCHIVE.ORG

Puerto Rico Supreme Court Overturns Pedro Pierluisi As Governor
 Justice Secretary Wanda Vázquez will take up the post after weeks of turmoil.
 www.huffpost.com @ 2019-11-03T03:51:19Z Preserved by ARCHIVE.ORG

One Of Trump's First Actions Reversed An Obama Rule On Guns And Mental Impairment
 Now the president wants to know what he can do through executive action.
 www.huffpost.com @ 2020-01-29T14:42:58Z Preserved by ARCHIVE.ORG

Beto O'Rourke Flatly Calls Trump A White Supremacist On Live TV
 The 2020 Democratic candidate continues to describe the president as a racist who incites violence in America.

Fig. 16: SHARI output for August 8, 2019 - two years after the launch date of StoryGraph

URL: https://oduwsdl.github.io/dsa-puddles/stories/shari/2019/08/08/storygraph_biggest_story_2019-08-08/

6 Appendix A: StoryGraph News Sources

Table 1: The 17 news sources analyzed by StoryGraph

News Source	Feed URL	US Political Polarity
Politicus USA	http://www.politicususa.com/feed	Left
Vox	https://www.vox.com/rss/index.xml	Left
Huffington Post	http://www.huffingtonpost.com/section/front-page/feed	Left
MSNBC	http://www.msnbc.com/feeds/latest	Left
New York Times	http://rss.nytimes.com/services/xml/rss/nyt/HomePage.xml	Left
Washington Post	http://feeds.washingtonpost.com/rss/politics	Left
CNN	http://rss.cnn.com/rss/cnn_topstories.rss	Center
Politico	http://www.politico.com/rss/politics.xml	Center
ABC News	http://abcnews.go.com/abcnews/topstories	Center
The Hill	http://thehill.com/rss/syndicator/19109	Center
Real Clear Politics	http://feeds.feedburner.com/realclearpolitics/qlMj	Center
Washington Examiner	http://www.washingtonexaminer.com/rss/news	Right
Fox News	http://feeds.foxnews.com/foxnews/latest	Right
Daily Caller	http://feeds.feedburner.com/dailycaller	Right
Conservative Tribune	http://conservativetribune.com/feed/	Right
Breitbart	http://feeds.feedburner.com/breitbart	Right
The Gateway Pundit	http://www.thegatewaypundit.com/feed/	Right