

Predictability and Fairness in Social Sensing

Ramen Ghosh, Jakub Mareček, *Member, IEEE*, Wynita M. Griggs, *Member, IEEE*, Matheus Souza and Robert N. Shorten, *Senior Member, IEEE*

Abstract—In many applications, one may benefit from the collaborative collection of data for sensing a physical phenomenon, which is known as social sensing. We show how to make social sensing (1) predictable, in the sense of guaranteeing that the number of queries per participant will be independent of the initial state, in expectation, even when the population of participants varies over time, and (2) fair, in the sense of guaranteeing that the number of queries per participant will be equalised among the participants, in expectation, even when the population of participants varies over time.

In a use case, we consider a large, high-density network of participating parked vehicles. When awoken by an administrative centre, this network proceeds to search for moving, missing entities of interest using RFID-based techniques. We regulate what vehicles are actively searching for the moving entity of interest at any point in time. In doing so, we seek to equalise vehicular energy consumption across the network. This is illustrated with simulations of the search for a missing Alzheimer’s patient in Melbourne, Australia.

I. INTRODUCTION

In many applications, a physical phenomenon can be sensed by collecting data collaboratively [2, 3, 4, 5, 6, 7, 8, 9, 10, 11, 12, e.g.], either from humans directly or from devices acting on their behalf. This is variously known as (spatial) crowdsourcing [2], (mobile) crowd sensing [13], or social sensing [14, 15]. Often, crowdsourcing is associated with situations, where there is a payment made to the participants. Instead, we focus on situations, where sensing is provided without any payment per query made, such as in disaster response, disease outbreaks, and the search for missing entities, which we refer to as social sensing.

We develop a framework for reasoning about fairness in social sensing in the sense of guaranteeing that the number of queries per participant will be equalised among comparable participants, in expectation, even when the population of

participants varies over time. A prerequisite for fairness is predictability, in the sense of guaranteeing that the expected number of queries per participant is independent of the initial state. We develop a meta-algorithm for social sensing in such a time-varying setting, for which we prove such guarantees, by reasoning about the existence of a unique invariant measure for a related stochastic system.

As a motivating application, consider the situation when a material object, pet, or even a loved one goes missing. Considering that objects, pets and even people go missing every day, there are methods and systems to facilitate the location of missing entities. For example, applications on our computers allow us to track missing or stolen smartphones. Pets can be microchipped or equipped with “smart” collars. Medical jewellery and community support networks exist to aid people with needs who wander, including Alzheimer’s patients [16]. The emergence of the Internet of Things (IoT) allows for the automation of the search and therewith, improved response times. For instance, in the context of IoT, the vehicles that we drive are becoming connected to each other, to the infrastructure, as well as to the internet [3, 6]. With expanding on-board sensor complements, computing, and communication abilities, parked cars no longer need to be idle, to be of no service to us during the extended periods when they are not being driven. Recently [6, 17, 18], the use of networks of parked vehicles in dense urban areas has been suggested for the detection and localisation of moving, missing entities using RFID technology.

The RFID-based system, described in [6, 17, 18] and illustrated in Fig. 1, was envisioned as follows. Each participating parked vehicle has an RFID reader and antenna on board, and is able to communicate with an administrative centre. The missing entity is presumed to be carrying an RFID passive tag via some means, e.g., a wrist band. Passive RFID tags do not require a local power source, beyond the field created by the RFID reader, and thus need not contain batteries. When an entity is missing, an alarm is raised with the administrative centre. For example, the entity’s carer or owner places a phone call with the police. Once the alarm has been raised, the administrative centre prompts the RFID-based application on board the parked vehicles participating in the service. The RFID technology enables those vehicles to attempt to locate the missing entity, and to inform the administrative centre when the missing entity is found, i.e., when the RFID equipment on board a parked vehicle detects and processes the presence of the unique RFID passive tag carried by the missing entity. The information sent to the administrative centre might include a time stamp, a GPS location of the parked vehicle, and the unique RFID passive tag ID carried by the missing entity that was detected by the equipment on

This work was supported in part by the Science Foundation Ireland under Grant 16/IA/4610 and was co-funded under the European Regional Development Fund through the Southern & Eastern Regional Operational Programme to Lero - the Irish Software Research Centre. The work was also partially supported by Fundação de Amparo à Pesquisa do Estado de São Paulo (FAPESP/Brazil) under Grant 2016/19504-7. Jakub has been supported by OP VVV project CZ.02.1.01/0.0/0.0/16 019/0000765 “Research Center for Informatics”. Parts of this work appeared in [1].

R. Ghosh is with the School of Electrical and Electronic Engineering, University College Dublin, Ireland. ramen.ghosh@ucdconnect.ie

J. Marecek is with the Czech Technical University in Prague, the Czech Republic. jakub.marecek@fel.cvut.cz

W. M. Griggs is with the Department of Civil Engineering and the Department of Electrical and Computer Systems Engineering, Monash University, Clayton, Victoria, Australia. wynita.griggs@monash.edu

M. Souza is with the School of Electrical and Computer Engineering, University of Campinas, Brazil. msouza@fee.unicamp.br

R. N. Shorten is with the the Dyson School of Design Engineering, Imperial College London, South Kingston, UK. r.shorten@imperial.ac.uk

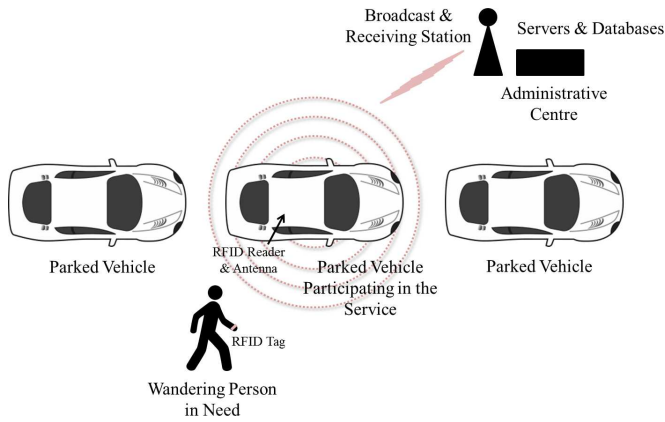


Figure 1. An illustration of the RFID-based system, following [1]. (Some sub-images obtained from Openclipart [19, 20].)

board the parked vehicle. Once detected, the administrative centre is then able to invoke a procedure aimed at making contact with the missing entity. For example, police are able to go to the location at which the entity was detected in order to refine the localisation and determine whether the entity needs assistance, and if required, aid the entity on its way home. See [6, 17, 18] for further details. The work presented in [18] was simulation-based. The system was demonstrated through a use case scenario of a missing Alzheimer’s patient in inner-city of Melbourne, Australia. System parameters were varied, including: (i) the percentage of parking spaces on the map of Melbourne that were inhabited by vehicles participating in the service; (ii) the polling rate of the RFID equipment on board the participating parked vehicles; and (iii) the RFID equipment’s detection range. Results were presented from thousands of simulations and consisted of: (a) average times that it took for the network of participating parked vehicles to detect the moving pedestrian; (b) population standard deviations from these average detection times; and (c) the number of times that the system failed to detect the pedestrian within a thirty-minute time frame. An interesting (albeit expected) observation that the results revealed was one of redundancy, in that the average detection times, and particularly the “failed to detect” totals, followed curves resembling the exponential. That is, the average detection times and “failed to detect” results remained relatively constant until a “threshold” participation percentage was reached. When numbers of parking spaces inhabited by searching vehicles fell below this threshold, detection times, and especially the “failed to detect” totals, increased sharply. Clearly, a key question is: How can we distribute the searching agents to quickly locate the moving, missing entity, while also reducing redundancy in the system? There are a number of ways in which this problem can be approached, but one should keep in mind that the best search strategy can be formulated as the restless bandit problem, whose approximation to any non-trivial factor is complete for polynomial-space Turing machines [21], i.e., provably intractable. We hence propose to focus on fairness among participating vehicles in terms of energy consumption.

Technically, we consider a feedback loop wherein the administrative centre broadcasts a signal to all agents capable

of participating in social sensing. The agents respond to the signal, and thereby alter the state of the system. The administrative center observes a filtered aggregate state of the system, and the process repeats. In the example of an urban centre with the aim of regulating the number of cars looking for a missing, moving entity efficiently, the administrative center may be the municipality or police force. Probabilistic models of each vehicle switching on or off their RFID readers are associated with the numbers of neighbours that are also capable of participating, obtained by sending out a “ping” and observing the responses. The agent uses the broadcast signal from the administration centre, together with the relevant probability model deduced by the number of his or her neighbours, to “flip a coin” and determine whether to “Switch On” their RFID reader over the next time interval. This process is repeated every time interval.

A preliminary version of this paper has appeared in [1], which focused on the motivating application and presented an initial version of Algorithm 2, specific to the motivating application. Meanwhile, the work presented in this current paper expands upon [1] significantly, as follows:

- we present a framework for reasoning about predictability and fairness of regulating task distribution in social sensing;
- we develop conditions that ensure predictability and fairness both, even when there are small deviations in the probabilistic models over time;
- we expand upon the motivating application of searching for a missing person with illustrations from simulations from Melbourne, Australia. The new simulations corroborate our analysis: using Algorithm 2, “Switching On” or “Off” of the RFID readers per participant over time is, indeed, independent of the initial state and does exhibit weak convergence.

The paper is structured as follows: In the next section, we provide an overview of related work both in Social Sensing and Control Theory. Next, we formalise the problem and present our meta-algorithm. In Section V-B, we demonstrate the feedback regulation in action by revisiting the use case of a missing Alzheimer’s patient in inner-city Melbourne, Australia. Finally, conclusions and future work are presented in Section VI.

Some researchers may prefer to consider the applied Algorithm 2, before considering the abstract Algorithm 1, and the associated guarantees of Section IV.

II. RELATED WORK

There is an extensive literature on social sensing, as surveyed in [14, 15]. Much of the early work has been empirical and exploratory in nature [5]. More recently, however, rigorous analyses appear. [7] consider credibility estimation and [22] set the study in context. [23] proposed different likelihood-based inference algorithms (EM and Fisher scoring) that achieve estimation performance bounds in terms of Fisher information asymptotically. [10] combined both efforts in a time-sensitive setting. A number of studies [24, 25, 26, 27, 28, 12] analysed

privacy in this context, as surveyed in [29]: [24] consider k-anonymity and [25, 26, 28] consider differential privacy, for instance. Excellent recent surveys include [29, 30, 14, 15].

More broadly, one should also mention related work on the interface of social sensing and control theory, which elucidates certain mathematical features of the problem. Most of the theory discussed in this section is presented in [31, 32], who have introduced an abstract framework, blending practical aspects of intelligent transportation systems, smart cities, and techniques from classical control theory. Let us consider a resource allocation problem in discrete time. In particular, consider the closed-loop system as depicted in Fig. 2, which comprises a (typically large) number of agents, a controller, and a filter. The controller, \mathcal{C} , broadcasts a signal $\pi(k)$ at time $k \in \mathbb{N}$; the $N \in \mathbb{N}$ agents $\mathcal{S}_1, \dots, \mathcal{S}_N$ amend their use of a shared resource in response. The use $x_i(k)$ of the resource by agent i at time k is modelled as a random variable, as there is an inherent randomness in the reaction of each agent to the broadcast signal. The main design task is to regulate the aggregate resource utilisation

$$y(k) = \sum_{i=1}^N x_i(k), \quad (1)$$

which is also a random variable. In this setting, the controller usually does not have access to either x_i or y , but only to an estimate \hat{y} of y , which is the output of a filter \mathcal{F} . In addition to achieving regulation, the controller should also ensure that the agents have a sense of fairness and predictability. In control-theoretic terms, this can be cast as a particular flavour of ergodicity of the closed-loop system dynamics, known as the existence of a unique invariant measure [31, 32]. This completely removes effects of initial conditions on the long run. Overall, in the aforementioned references, the authors state the following conditions for unique ergodicity of the closed-loop with linear controllers and filters.

Theorem 1 ([31]). *Consider the feedback system depicted in Fig. 2, for some given finite-dimensional linear systems \mathcal{C} and \mathcal{F} . Assume that each agent $i \in \{1, \dots, N\}$ has state $x_i(k)$ governed by the following affine stochastic difference equation:*

$$x_i(k+1) = w_{ij}(x_i(k)), \quad (2)$$

where the affine mapping w_{ij} is chosen at each step of

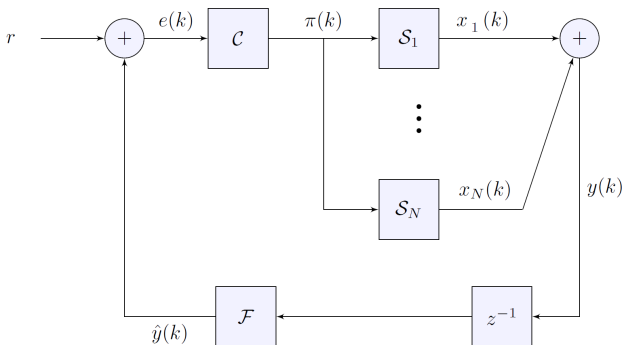


Figure 2. A feedback model employed in [1] and here.

time according to a Dini-continuous probability function $p_{ij}(x_i(k), \pi(k))$, out of

$$w_{ij}(x_i) = A_i x_i + b_{ij} \quad (3)$$

where A_i is a Schur matrix and for all i , $\pi(k)$, $\sum_j p_{ij}(x_i(k), \pi(k)) = 1$. In addition, suppose that there exist scalars $\delta_i > 0$ such that $p_{ij}(x_i, \pi) \geq \delta_i > 0$; that is, the probabilities are bounded away from zero. Then, for every stable linear controller \mathcal{C} and every stable linear filter \mathcal{F} , the feedback loop converges in distribution to a unique invariant measure.

Remark 2. *Dini's condition on the probabilities may, obviously, be replaced by simpler, more conservative assumptions, such as Lipschitz or Hölder conditions [33].*

This theoretical framework will be exploited and extended in the sequel to devise our fair and predictable social sensing solution. For now, there are some key aspects on this framework and specifically on the previous theorem that should be pointed out and discussed. Note first that the agents' dynamic behaviour may seem rather limited, but it suffices for several smart cities applications, such as the ones with 'on-off' participants; the reader may see [32] for extensions to the nonlinear case. Note also that the main design task in the linear setting described above is to devise two stable linear time-invariant systems (a filter and a controller) so that the closed-loop dynamics is stable. This ensures ergodicity and, thus, fairness. Finally, it is important to point out that all probabilities involved in the dynamic response of the agents with respect to the broadcast signal must be bounded away from zero. The lack of this assumption can yield non-ergodic stochastic processes, as some agents may monopolise allocated resources.

III. PROBLEM STATEMENT

As stated in the introduction, our aim in this paper is to regulate task distribution of social sensing, which assures predictability and fairness. Our solution is embedded in the feedback-control framework presented in the previous section.

While we define predictability formally later in this section, it requires that for each agent, there exists a limit of the long-run average of the agent's state, and that this limit is independent of the agent's initial state. Fairness, consequently, requires that this limit coincides for all agents. Notice that the definition of a state can differ across the agents, or can remain the same, for all agents. A simple example of the definition uniform across the agents may be the probability of activation in each period. An example of the definition varying across the agents may be a combination of the number of agents in that particular agent's vicinity in the given period, combined with the probability of activation of that particular agent in the given period.

In our application, agent i represents a parked car whose state $x_i(k)$ at time k is in the set $\{0, 1\}$; these variables model whether agent i allows for the search ($x_i(k) = 1$) or not ($x_i(k) = 0$). Further, we assume that, at each time instant k , agent i has a probability p_{i1} of being on and a probability

p_{i0} of being off at the following time step. Both probabilities depend on the broadcast control signal π ; that is,

$$\mathbb{P}(x_i(k+1) = 1) = p_{i1}(\pi(k)) \quad (4)$$

and, thus,

$$\mathbb{P}(x_i(k+1) = 0) = p_{i0}(\pi(k)) = 1 - p_{i1}(\pi(k)), \quad (5)$$

since both events are complementary. These probabilities may depend on the number of neighbouring vehicles. Indeed, clusters of cars can cooperate and take turns to cover one area, whereas a sole car on a street must be almost always on. In particular, we consider three kinds of responses to the broadcast signal π , depending on whether a car has few (f_f), some/medium (f_s), or many (f_m) neighbours, as depicted in Fig. 4. Notice that these probabilities must satisfy the conditions of Theorem 1.

Remark 3. Note that Theorem 1 addresses a more general dynamic model for the agents than the one we consider here. Indeed, for our case, we can take $A_i = 0$ and define $b_{i0} = 0$ and $b_{i1} = 1$ for all i .

To formalise our definitions, consider a controller that regulates the number of simultaneously active agents around a pre-specified number r using the broadcast signal π , which affects the agents behaviour towards turning on or off. Broadly speaking, if the error signal $e = r - \hat{y}$ is large, then we expect a large value of π ; their probabilities of turning on must be tuned so that large values of π induce more agents to turn active. The contrary effect should hold if $e = r - \hat{y}$ gets negative; that is, π should get negative and this should induce more agents to turn off. The response of agent i to the broadcast signal π , namely its probabilities p_{i1} and p_{i0} , also plays a key role in the design. In addition to their explicit dependence on π , as discussed previously, these probabilities also depend on each agent's surroundings. With this notation, one can define:

Definition 4 (Predictability). Whenever, for each agent i , there is an agent-specific constant \bar{r}_i such that the following limit exists:

$$\lim_{k \rightarrow \infty} \frac{1}{k+1} \sum_{j=0}^k x_i(j) = \bar{r}_i, \quad (6)$$

i.e., a long-run average of agents' states independent of the initial state $x_i(0)$, we say the system is predictable.

Next, fairness in the sense of statistical parity [34], requires the limits of (31) coincide for all agents i :

Definition 5 (Fairness). Whenever there exists a finite constant \bar{r} such that:

$$\lim_{k \rightarrow \infty} \frac{1}{k+1} \sum_{j=0}^k x_i(j) = \bar{r}, \quad (7)$$

for all agents i , we say the system is fair.

Notice that this notion of fairness is rather strict. One may equally well consider simpler notions of fairness, perhaps summing over only a certain coordinates of the multivariate state variable, or considering a fixed numerical threshold:

Definition 6 (ϵ -fairness). Based on (6) and (7), we define predictability and fairness vectors for some $r \in \mathbb{R}$ as follows:

$$\hat{p} = (\bar{r}_1, \bar{r}_2, \dots, \bar{r}_n)^\top \in \mathcal{X} \subseteq \mathbb{R}^n, \quad (8)$$

$$\hat{f} = r \cdot \mathbf{1}^\top, \text{ where } \mathbf{1}^\top = (1, 1, \dots, 1)^\top, \quad (9)$$

and for some small $\epsilon > 0$ and any vector norm $\|\cdot\|$ in \mathbb{R}^n , we say that the system is ϵ -fair if we have $\mathbb{E}(\|\hat{p} - \hat{f}\|) \leq \epsilon$.

Note that this definition does not imply the existence of a protocol which can ensure ϵ -fairness of the system. This is because, however large the values of ϵ , however fast the protocol used for conveying agent's long-term usage converges, a scenario can be created to violate the ϵ -fairness condition by instantly introducing a sufficiently large number of usage in the agent's population. Hence, a violation of ϵ fairness condition only serves as a guideline for triggering max-min fairness and predictability computation. Thus, using ϵ -fairness criteria, we avoid being too keen or too idle in computing fairness and predictability.

While in some smart cities applications one may assume that the population probabilistic models is time-invariant, most social sensing problems have a time-varying nature and this can be challenging from a theoretical perspective. For instance, in our application, the number of parked cars and each agents' surroundings may change from time to time. In such time-varying setting, the efficient task-allocation (e.g., search efficiency in our application) becomes computationally intractable [35] when the probabilistic models are allowed to vary arbitrarily, as in approximation to any non-trivial factor is complete for polynomial-space Turing machines [21]. Hence, any scheme assuring efficiency is computationally complex, independent of whether P equals NP, and in turn, predictability and fairness are as much as we can hope for. Second, the analysis of predictability and fairness becomes rather non-trivial.

We address these complications with tools from stochastic analysis and control. Both predictability and fairness are satisfied can be defined in terms of properties of an associated stochastic model, which is known as iterated function system (cf. Definition 7 in the next section). When the probabilistic model does not change over time, predictability is assured by the exists of a unique invariant measure (cf. Definition 9 in the next section). When we cannot rely on the probabilities and the transformations in the iterated function system being invariant over time, or perfectly known to us, there are still at least two options. Either we can consider the notion of piece-wise stationary measures [36] for a time-varying iterated function system [36], or we can consider perturbation analysis, also known as sensitivity analysis. There, it is of interest to know whether a perturbation in the states causes a large difference in the behavior of the corresponding stochastic process. In our classes of contractive transformations, we show that small perturbations in the states or probabilities do not cause large changes in the behavior, in terms of the long-run average state. This means that we can use linear or other approximations without changing the invariant measures too much.

Data: Number of agents N ; initial state $x^i(0) \in \mathcal{X}$ for each agent i ; a set of possible behaviours $\{w_\tau\}_\tau$ valid for any agent, to be chosen with agent- and state-dependent probability; number t of time steps between perturbations; time horizon $t \leq T$ of time steps; a bound δ on the rate of the environment-driven change per t time steps.

Initialise counters $s \leftarrow 0, h \leftarrow 0$, where (s, h) considered lexicographically captures time ;

Central authority **broadcasts** arbitrary signal $\pi(0)$, such as 0 ;

while $s \cdot h \leq T$ **do**

while $h \leq t$ **do**

for each agent i **do**

Agent i **calculates** state-dependent

probabilities $\mathbf{p}^i(x^i(st+h)) = (p_1^i(x^i(st+h)), \dots, p_N^i(x^i(st+h)))$;

Agent i **selects** response function w_σ , where σ is chosen according to the probabilities $\mathbf{p}^i(x^i(st+h))$;

Agent i **updates** state $x^i(st+h+1)$ using $x^i(st+h+1) = w_{\sigma_h^i}(x^i(st+h))$, i.e., according to (4);

end

Central authority **observes** filtered aggregate state $\hat{y}(st+h)$, where the filter \mathcal{F} is possibly not known a priori ;

Central authority **computes** the error $e(st+h)$;

Central authority **broadcasts** signal $\pi(st+h)$ computed using some controller \mathcal{C} and increments h to $h+1$;

end

The environment **perturbs** the state of agents such that $|x^i((s+1)t) - x^i(st+h)| \leq \delta$ and increments s to $s+1$.

end

Algorithm 1: An algorithm schema for social sensing with fairness guarantees

IV. THE GUARANTEES

To address predictability and fairness in social sensing rigorously, we present a result which is applicable for a class of stochastic phenomena which can be modelled as iterated function systems, generalising (3).

A. A class of stochastic systems

Let us define the class of systems we consider formally:

Definition 7 (Iterated function system [37, 38]). *Let $\mathcal{X} \subseteq \mathbb{R}^n$ be closed, and let ρ be a metric on \mathcal{X} such that (\mathcal{X}, ρ) is a complete metric space. Let $\{w_i\}_{i=1}^N$ be transformations on \mathcal{X} and $\{p_i(x)\}_{i=1}^N$ be probability functions defined on Borel sigma-algebra $\mathcal{B}(\mathcal{X})$, such that,*

$$p_i(x) : \mathcal{X} \rightarrow [0, 1] \quad \forall i \in [1, N], \text{ and } \sum_{i=1}^N p_i(x) = 1.$$

The pair of sequences

$$(w_1(x), w_2(x), \dots, w_N(x); p_1(x), p_2(x), \dots, p_N(x)) \quad (10)$$

is called an iterated function system (IFS).

Informally, the corresponding discrete-time Markov process on \mathcal{X} evolves as follows: Choose an initial point $x_0 \in \mathcal{X}$. Select an integer from the set $[1, N] := \{1, 2, \dots, N\}$ in such a way that the probability of choosing σ is $p_\sigma(x_0)$, $\sigma \in [1, N]$. When the number σ_0 is drawn, define

$$x_1 = w_{\sigma_0}(x_0).$$

Having x_1 , we select σ_1 according to the distribution

$$p_1(x_1), p_2(x_1), \dots, p_N(x_1),$$

and we define

$$x_2 = w_{\sigma_1}(x_1),$$

and so on.

Let us denote ν_n for $n = 0, 1, 2, \dots$, the distribution of x_n , i.e.,

$$\nu_n(\mathcal{A}) = \mathbb{P}(x_n \in \mathcal{A}) \text{ for some } \mathcal{A} \in \mathcal{B}(\mathcal{X}). \quad (11)$$

The above procedure can be formalized for a given $x \in \mathcal{X}$ and a Borel subset $\mathcal{A} \in \mathcal{B}(\mathcal{X})$, we may easily show that the transition operator for the given IFS is of the form:

$$\nu(x, \mathcal{A}) := \sum_{i=1}^N 1_{\mathcal{A}}(w_i(x)) p_i(x), \quad (12)$$

$\nu(x, A)$ is the transition probability from x to \mathcal{A} . where $1_{\mathcal{A}}$ denotes the characteristic function of \mathcal{A} :

$$1_{\mathcal{A}} := \begin{cases} 1 & \text{if } x \in \mathcal{A}. \\ 0 & \text{if } x \in \mathcal{A}^c. \end{cases}$$

Definition 8 (Markov operator [39]). *Closely connected with this transition probability is the Markov operator, denoted by P , defined on the space of all real or complex valued Borel measurable maps f on \mathcal{X} as:*

$$Pf(x) = \int_{\mathcal{X}} f(y) \nu(x, dy) = \sum_{i=1}^N f(w_i(x)) p_i(x). \quad (13)$$

Definition 9 (Invariant probability measure [33, 39]). *If a Markov chain $\{X_n\}$ moves with transitional probability (12), then it is of great interest to know the existence of an invariant probability measure for the chain, i.e, existence of a probability measure $\nu_\star \in \mathcal{M}(\mathcal{X})$, for which:*

$$\nu_\star(\mathcal{A}) = \int_{\mathcal{A}} \nu(x, A) \nu_\star(dx) \quad \forall \mathcal{A} \in \mathcal{B}(\mathcal{X}). \quad (14)$$

In our analytic approach we consider the dual of Markov operator P defined in (13),

$$(P^\star \nu)(\mathcal{A}) = \int_{\mathcal{X}} \nu(x, \mathcal{A}) \nu(dx), \quad (15)$$

a map defined on the space of all Borel measures on \mathcal{X} . A probability measure ν_\star is called invariant probability measure for the Markov chain $\{X_n\}$ with Markov operator P if and

only if

$$P^* \nu_*(A) = \nu_*(A) \quad \forall A \in \mathcal{B}(\mathcal{X}). \quad (16)$$

Definition 10 (Total-variation (TV) distance; Proposition 4.2 in [40]). *Let μ and ν be any two probability measure on \mathcal{X} and $\mathcal{B}(\mathcal{X})$ be a sigma-algebra on \mathcal{X} , then*

$$TV(\mu, \nu) = \sup_{A \in \mathcal{B}(\mathcal{X})} |\mu(A) - \nu(A)|. \quad (17)$$

If \mathcal{X} is finite, one can show the above expression is equivalent to the following:

$$TV(\mu, \nu) = \frac{1}{2} \sum_{i=1}^n |\mu(i) - \nu(i)|. \quad (18)$$

We finish this preliminary section of mathematical definitions and set up by defining an useful metric on the space of probability measure on \mathcal{X} , due to Kantorovich and Rubinstein [41, 42, 43], also known as Wasserstein-1 distance.

Definition 11 (Wasserstein-1 distance; Remark 6.5, p. 95 in [43]). *Let \mathcal{W}_1 denote the space of all Lipschitz maps with Lipschitz constant 1, i.e*

$$\mathcal{W}_1 = \{f \in \mathcal{C}(\mathcal{X}, \mathbb{R}) : |f(x) - f(y)| \leq d(x, y) \quad \forall x, y \in \mathcal{X}\}.$$

For $\nu_1, \nu_2 \in \mathcal{M}(\mathcal{X})$, Wasserstein-1 distance between these two probability measure is denoted by $d_1(\nu_1, \nu_2)$ and is given by:

$$d_1(\nu_1, \nu_2) = \sup_{f \in \mathcal{W}_1} \left[\int_{\mathcal{X}} f d\nu_1 - \int_{\mathcal{X}} f d\nu_2 \right]. \quad (19)$$

Theorem 12. *Let P_1^* be the Markov operator [39] of an iterated function system (w_i, p_i) with invariant measure ν_1^* , and let, P_2^* be the Markov operator of the perturbed iterated function system (w'_i, p'_i) with invariant measure ν_2^* , then we have the following estimates of distance between their invariant measure in Wasserstein-1 distance, which we denote by d_1 , as follows:*

$$\begin{aligned} & d_1(\nu_1^*, \nu_2^*) \\ & \leq \frac{1}{1-r} \left(r' \sum_{\sigma_k} p_{\sigma_k}(x) \|w_{\sigma_k}(x) - w'_{\sigma_k}(x)\|_{\infty} + 2\beta\eta \right) \end{aligned} \quad (20)$$

where $\sigma_0, \sigma_1, \sigma_2, \dots$ are i.i.d discrete-random-variable taking values in $\{1, 2, \dots, N\}$, β is a bound for the real-valued continuous function $w \in C_b(\mathcal{X}, \mathbb{R})$, η is the bound on the perturbation in probabilities in total-variation distance [40, p-48, Proposition 4.2], $r \in (0, 1)$ and for some r' we have $\|w(x) - w(y)\| \leq r' \|x - y\|$ for almost all $x, y \in \mathcal{X}$.

The proof is included in the Appendix.

B. Analysis for time-varying populations

Let \mathcal{X} be a closed subset of \mathbb{R}^n . We are given a finite set of bounded Lipschitz transformations:

$$\mathcal{W} = \{w_i : \mathcal{X} \rightarrow \mathcal{X}\}_{i=1}^N$$

and a countable family of N -tuple probability functions

$$\{\mathbf{p}^s(x) = (p_1^s(x), p_2^s(x), \dots, p_N^s(x))\}_{s=1}^{\infty} \quad (21)$$

where the variable s denotes a discrete time-scale, for each fixed $s \in \mathbb{N}$, and for all $i \in [1, N]$, $p_i^s : \mathcal{X} \rightarrow [0, 1]$ and for any fixed $s \in \mathbb{N}$,

$$\begin{aligned} 0 & \leq p_i^s(x) \leq 1 \quad \forall i \in [1, N], \\ \sum_{i=1}^N p_i^s(x) & = 1 \quad \forall x. \end{aligned} \quad (22)$$

We now introduce a time-varying stochastic situation as follows: let s denote a discrete time-scale, between $s = 1$ and $s = 2$, a certain number say $k = 1, 2, \dots, t$ iteration is performed for the system (2) with a tuple of probability function $\{(p_1^1(x), p_2^1(x), \dots, p_N^1(x))\}$ and after such number of iteration we change the probability-tuple and we perform the iteration again, for a general s , time-varying situation (2) becomes

$$x_s(k+1) = w_{\sigma_k^s}(x_s(k)) \quad (23)$$

with the probability-tuple $\{(p_1^s(x), p_2^s(x), \dots, p_N^s(x))\}$, where $\sigma_0^s, \sigma_1^s, \dots$ are i.i.d discrete-random-variable taking values in $\{1, 2, \dots, N\}$. To aid exposition, let us illustrate this with a simple example. At time scale $s = 1$, choose $x^1(0) \in \mathcal{X}$ and calculate $\mathbf{p}^1(x^1(0))$ as defined in (21), we use this vector as the chance of selecting a transformation

$$w_{\sigma_1^1}(x^1(0)), \quad \sigma_1^1 \in \{1, 2, \dots, N\}$$

This is done by considering the probabilities as bins, σ_1^1 , with length $p_i^1(x^1(0))$. Placing these bins end to end on $[0, 1]$ will fill the interval as a consequence of (22). We then choose a random number $q \in [0, 1]$ and the bin containing q corresponds to the probability function we choose. The starting point of the next iteration is

$$x^1(1) = w_{\sigma_1^1}(x^1(0))$$

is calculated and consequently a new probability vector $\mathbf{p}^1(x^1(1))$ must be calculated. See Algorithm 1 for the general schema. For time steps t between s and $s+1$, the conditional distribution of the future depends only on the current state. For the time steps between s and $s+1$, the process defined the realization equation as in (23) is clearly Markovian.

Let $C_b(\mathcal{X})$ denote the set of real-valued bounded continuous functions on \mathcal{X} , for any s , one can define a linear map P_s on $C_b(\mathcal{X}, \mathbb{R})$:

$$P_s w(x) := \sum_{i=1}^N p_i^s(x) (w \circ w_{\sigma_i^s})(x) \quad (24)$$

This operator characterizes the Markov chain. Clearly from the fact that P_s maps $C_b(\mathcal{X})$ into itself, which is known as P_s is a Feller map or it satisfies Feller property. Markov chains with the Feller property are sometimes called Feller chains. We will mainly be interested in the problem of uniqueness or non-uniqueness of invariant probability measures. A probability

measure ν on \mathcal{X} is called invariant for the operator P_s if

$$\int_{\mathcal{X}} (P_s w) d\nu = \int_{\mathcal{X}} w d\nu \quad \forall w \in C_b(\mathcal{X}). \quad (25)$$

Denoting dual of the map P_s as follows:

$$P_s^* : \mathcal{M}(\mathcal{X}) \rightarrow \mathcal{M}(\mathcal{X}), \quad (26)$$

with the requirement

$$\int_{\mathcal{X}} w d(P_s^* \nu) = \int_{\mathcal{X}} (P_s w) d\nu, \quad (27)$$

then (25) is reduced as: a ν_* $\in \mathcal{M}(\mathcal{X})$ is invariant if and only if

$$P_s^* \nu_* = \nu_*. \quad (28)$$

Such a dual map P_s^* well defined by the Riesz representation theorem.

C. The Existence and Uniqueness of the Invariant Probability Measure

In the following, we would like to show the existence of an invariant measure (Theorem 14) and its uniqueness (Theorem 15). In Theorem 14, we need:

Definition 13 (Uniformly tight measure; Definition 8.6.1 in [44]). *An arbitrary $\mathcal{M} \subseteq \mathcal{M}(\mathcal{X})$ is called uniformly tight if $\forall \epsilon > 0$ there exists a compact subset $\mathcal{K} \subseteq \mathcal{X}$ such that $\nu(\mathcal{K}) \geq 1 - \epsilon$, $\forall \nu \in \mathcal{M}(\mathcal{X})$.*

It can be shown that on a compact metric space, any family of probability measures is uniformly tight Theorem 8.6.2 in [44] and intuitively, for any other space, probability measures accumulate on compact subsets of the underlying space. We use a result due to Prokhorov [45] which says, if $\{\nu_n\}_{n=1}^\infty \in \mathcal{M}(\mathcal{X})$ be uniformly tight sequence, then there exists a sub-sequence $\{\nu_{n_k}\}_{k=1}^\infty$ of $\{\nu_n\}_{n=1}^\infty$ and a $\nu \in \mathcal{M}(\mathcal{X})$ such that $\nu_{n_k} \rightarrow \nu$ weakly. Now, with this in mind we establish existence of invariant measures of the Markov process described in equation (23). Let $\mathcal{B}(\mathcal{X})$ denote the Borel sigma-algebra on \mathcal{X} . For any Borel set $\mathcal{A} \in \mathcal{B}(\mathcal{X})$ we define m -step transitional probability functions, which are probability measure for each fixed $x \in \mathcal{X}$ and measurable function of x for each fixed $\mathcal{A} \in \mathcal{B}(\mathcal{X})$, as follows:

$$\nu_s^m(x, \mathcal{A}) = \text{Prob}(x_s(m) \in \mathcal{A} | x_s(0) = x). \quad (29)$$

Theorem 14. *Let for each s, P_s be defined as in (24). If there exists $x \in \mathcal{X}$, for which the sequence of transitional probability measures $\{\nu_s^m(x, \cdot)\}_{m \geq 0}$ is uniformly tight, then there exists an invariant probability measure for P_s^* .*

As before, the proof is in the Appendix. Next, notice that any two trajectories get arbitrarily close to each other, eventually:

Theorem 15. *Consider two trajectories (realizations) of the Markov chain in (23) starting from any two different initial conditions $x_s(0)$ and $y_s(0)$. Then trajectories couple in the sense of (1.2) in Hairer [46].*

Once again the proof is included in the Appendix. Thus, we obtain a unique ergodic measure, which assures predictability and, in turn, allows for fairness:

Corollary 16. *Consider an extension of Theorem 1 towards the time-varying stochastic setting, as modelled by Markov chain (23). Conditions of Theorem 14 assure predictability, i.e., for each agent i , there being a constant $\bar{\tau}_i$ such that*

$$\lim_{k \rightarrow \infty} \frac{1}{k+1} \sum_{j=0}^k x_i(j) = \bar{\tau}_i. \quad (30)$$

Proof: This follows from the existence of a existence of a ergodic measure (Theorem 14), its uniqueness (Theorem 15), and from Theorem 2 of Elton [47]. ■

The results presented in Theorem 15 and in Corollary 16 ensure that, under the mild assumptions of Theorems 1 and 14, the participants' trajectories still couple for different initial conditions; that is, predictability still holds. As stated before, such property is important in practical social sensing problems¹, as the central authority thus ensures a predictable task allocation.

Notice that while predictability is highly desirable in many situations, fairness in the sense of statistical parity [34] is a much stricter notion, which does apply under stricter conditions:

Corollary 17. *Consider an extension of Theorem 1 towards the time-varying stochastic setting, as modelled by Markov chain (23). Conditions of Theorem 14 and the uniform initial state, i.e., the existence of a constant c such that $x_i(0) = c$ for all agents i , assure fairness, i.e., the existence of a constant \bar{r} such that*

$$\lim_{k \rightarrow \infty} \frac{1}{k+1} \sum_{j=0}^k x_i(j) = \bar{r} \quad (31)$$

for all agents i .

Proof: This follows from the Markov property of (23). ■

The question as to whether generalisations of fairness, such as ϵ -fairness of Definition 6, allow for less strict conditions on the initial state, are most intriguing.

V. THE SEARCH FOR MISSING ENTITIES

We are now able to showcase the application of our abstract algorithmic schema (cf. Algorithm 1) in the context of searching for missing entities utilising a network of parked cars. Algorithm 2 specialises Algorithm 1 as follows: abstract agents are specialised to cars, the state is composed of internal states of the cars (x^i) and the numbers of cars parked in their vicinity (N^i), as well as the possible states of the controller (\mathcal{C}) and filter (\mathcal{F}). The abstract sets of state-to-state functions w of Algorithm 1 are replaced with three possible behaviours f_f, f_s, f_m of the cars, corresponding to few, some, and many cars parked in their vicinity. The abstract agent- and state-dependent probability $\mathbf{p}^i(x^i(t)) = (p_1^i(x^i(t)), \dots, p_N^i(x^i(t)))$ of choosing a particular abstract w at time t is specialised to an agent- and state-dependent probability $(p_f^i(t), p_s^i(t), p_m^i(t))$

¹This property is also desirable in resource sharing problems [32]

of the three possible behaviours. Finally, k is a counter of the samples drawn using any of the three-vectors, since the most recent signal broadcast. Another counter h counts the number of signals broadcast, since the most recent perturbation. Finally, s is the counter of the perturbations. Time is hence captured by a triple (s, h, k) , considered lexicographically.

To demonstrate the performance of our algorithm, we employed Simulation of Urban MObility (SUMO) Version 1.2.0. SUMO [48] is an open-source, microscopic traffic simulation package primarily being developed at the Institute of Transportation Systems at the German Aerospace Centre (DLR). SUMO is designed to handle large networks, and comes with a “remote control” interface, TraCI (short for Traffic Control Interface) [49], which allows one to adapt the simulation and to control singular vehicles and pedestrians on the fly. Our goal was to simulate a pedestrian walking about in an urban scenario, and to regulate the number of parked vehicles actively searching for the pedestrian in an energy- and coverage-efficient manner using our algorithm.

A. City of Melbourne test case scenario setup

The region considered for our simulations consisted of the City of Melbourne municipality, with boundary map obtained from [50]; cf. Fig. 3. A dataset containing spatial polygons representing the on-street parking bays across the city was obtained from [51]. A total of 24,067 on-street parking spaces were imported onto our SUMO network as polygons from this dataset.



Figure 3. A map of the City of Melbourne, as imported from OpenStreetMap for our use in SUMO simulations.

To generate random walks for the pedestrian, we utilised the TraCI function `traci.simulation.findIntermodalRoute`. In particular, at the commencement of each walk, a random origin and destination lane were selected from the list of all possible lanes on the network for which pedestrians were permitted on, and these origin and destination links were then provided as input to the TraCI function which generated the route. The maximum walking speed for the pedestrian

Data: Number of agents N ; initial state $x^i(0) \in \mathcal{X}$ for each agent i ; a set of possible behaviours $\{f_f, f_s, f_m\}$ valid for any agent, based on the few, some, or many cars in the vicinity; number t of time steps between perturbations; time horizon $t \leq T$ of time steps; a bound δ on the rate of change of the number N_i of cars parked in the vicinity of car i , within t time steps.

Result: Missing entity location or fail alert.

Initialise $s \leftarrow 0$; $h \leftarrow 0$; $\pi(0) \leftarrow 0$; $x_i(0) \leftarrow 0$;

$\hat{y}(0) \leftarrow 0$;

while $s \cdot h \leq T$ **do**

while $h \leq t$ **do**

for each car i **do**

 Car i **determines** the number $N_i(st + h)$ of neighbouring cars;

 Car i **decides** whether $N_i(st + h)$ corresponds to few, some or many neighbouring cars;

 Car i **sets**

$\mathbf{p}^i = (p_f^i(st + h), p_s^i(st + h), p_m^i(st + h))$ corresponding to the behaviours $\{f_f, f_s, f_m\}$ for few, some or many neighbouring cars ;

 Car i **“tosses a coin”** and updates state $x^i(st + h)$ using one of $\{f_f, f_s, f_m\}$, chosen with probabilities \mathbf{p}^i ;

if $x^i(st + h) = 1$ **then**

 Car i **scans** for missing entity using RFID

 ;

if the missing entity is located then

 Car i **returns** position of the missing entity to the requester of the search ;

end

end

end

 Central authority **observes** filtered aggregate state $\hat{y}(st + h)$, where the filter \mathcal{F} is possibly not known a priori ;

 Central authority **computes** the error $e(st + h)$;

 Central authority **broadcasts** signal $\pi(st + h)$ computed using some controller \mathcal{C} and increments h to $h + 1$;

end

The environment **perturbs** the numbers N_i , i.e., the numbers of cars parked in the vicinity, such that $|N_i((s + 1)t) - N_i(st + h)| \leq \delta$ and increments s to $s + 1$.

end

The cars have **failed** to locate the entity within the time horizon ;

Return an alert to the requester of the search;

Algorithm 2: A specialisation of Algorithm 1 for the search for a missing entity.

was set at SUMO's default of 1.39m/s. We used SUMO's stripping pedestrian model [52] as the model for how the person otherwise interacted with the map.

Another parameter in our experiment was the proportion of parking spaces in each simulation that would have cars parked in them that were capable of participating in the search. We elected for each parking space (out of the 24,067 total parking spaces) to have a 50% chance of being inhabited by a vehicle capable of participating in the search. Thus, at the beginning of each simulation, a “coin” was flipped for each of the 24,067 parking spaces. The result of this “coin flip” was compared to the fifty percent value, to determine whether that parking space would be inhabited by a parked vehicle capable of participating in the search or not, over that particular simulation. Parking space assignments for vehicles then remained constant for the duration of a simulation, and parked, participating vehicles were “Switched On” or “Switched Off” according to Algorithm 2. At the beginning of each search, the proportion of participating vehicles that were initially “Switched On” was set at 30%. We chose our target number r of “Switched On” vehicles to be 7,200.

For our probability models, we employed the use of logistic functions which are illustrated in Fig. 4. We placed a circle with a radius of twenty metres around each parked vehicle capable of participating in the search, and let the number of other parked vehicles (capable of participating in the search, and) residing within this circle, equate to the number of neighbours that the vehicle at the centre of the circle had. For simplicity, we assume that $\hat{y} = y$ (that is, the filter \mathcal{F} provides a perfect estimate for the resource consumption)². We also consider a simple controller model given by the difference equation

$$\pi(k) = \beta\pi(k-1) + \kappa[e(k) - \alpha e(k-1)], \quad (32)$$

for all $k \in \mathbb{N}$, in which $\alpha, \beta, \kappa \in \mathbb{R}$. This model includes, as particular cases, classical lead, lag and PI controller structures [53, 54]. For this particular example, we let $\alpha = -4.01$, $\beta = 0.99$ and $\kappa = 0.1$ in (32). We set each vehicle's RFID polling rate (i.e. the frequency at which a car's RFID system is sampling at when the vehicle is “Switched On”) as “Always On”, meaning that once “Switched On”, a vehicle is always polling as opposed to doing periodic, timed reads. We set a circular RFID field around each car with a radius of six metres. Moreover, we assumed that once a pedestrian entered this field, and if the vehicle was “Switched On”, then the pedestrian would be detected. In other words, in this paper, we neglect some of the more complicated phenomena typically associated with RFID, such as the effects of tag placement, antenna orientation, cable length, reader settings, and environmental factors such as the existence of water or other radio waves [55].

For each simulation, then, our goal was to set the person down on a random edge, and have them walk until either: (i) they were detected by a parked vehicle that was “Switched On” and thus actively searching at the same time as when the pedestrian was passing by; or (ii) thirty minutes had transpired

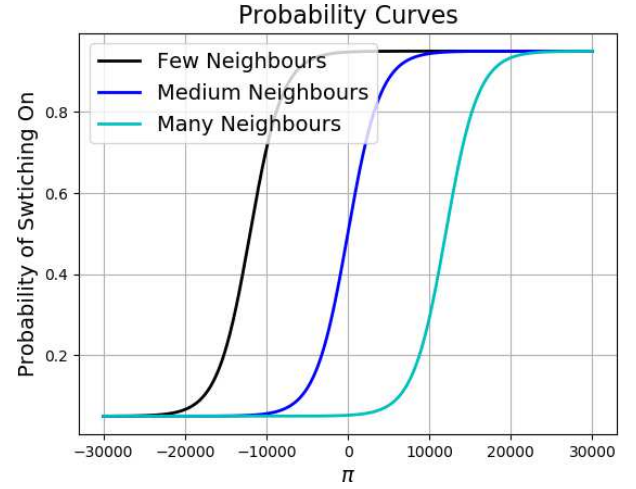


Figure 4. Logistic functions used to model the possible behaviours $\{f_f, f_s, f_m\}$ in Algorithm 2.

and no detection event had occurred. We permitted thirty minutes to lapse before a “fail-to-detect” event was recorded, keeping in mind that quickly finding a missing and potentially stressed person, and returning them to their home, for instance, is ideal. All simulations had time-step updates of 1s, while our control signals were sent only every 20s. For our test case scenario, 100 simulations were performed in total.

B. Numerical illustrations

To gather some preliminary data, we first permitted a small sample of ten simulations to run for a full thirty minutes, with no pedestrian placement yet. From these simulations, Fig. 5 demonstrates that regulation of the system, such that approximately 7,200 parked vehicles were “Switched On” at any point in time, was achieved quite rapidly. Specifically, the blue line in the figure indicates the mean number of vehicles “Switched On” versus time (from the ten sample simulations); while the red shaded area indicates one sample standard deviation each side of the mean. Fig. 6 illustrates the evolution of the mean control signal π over time. (Again, the red shaded area indicates one sample standard deviation each side of the mean.) Notice that π could then be used in association with Fig. 4, along with the known number of neighbours that a vehicle had, to determine the probability of that vehicle being “Switched On” over the next appropriate time interval.

Next, we performed our simulations proper, where a pedestrian was inserted onto the map at the beginning of each simulation, and the emulations ran until either: (i) the pedestrian was detected by a parked vehicle that was “Switched On” and thus actively searching at the same time as when the pedestrian was passing by; or (ii) thirty minutes had lapsed and no detection event had occurred. The data collected from our experiment comprised of: (i) the average time taken (in minutes) until detection of the missing entity occurred (provided that the detection occurred within thirty minutes from the beginning of an emulation, else a fail result was recorded); and (ii) the total number of times that fail results

²Moving average schemes are also standard choices.

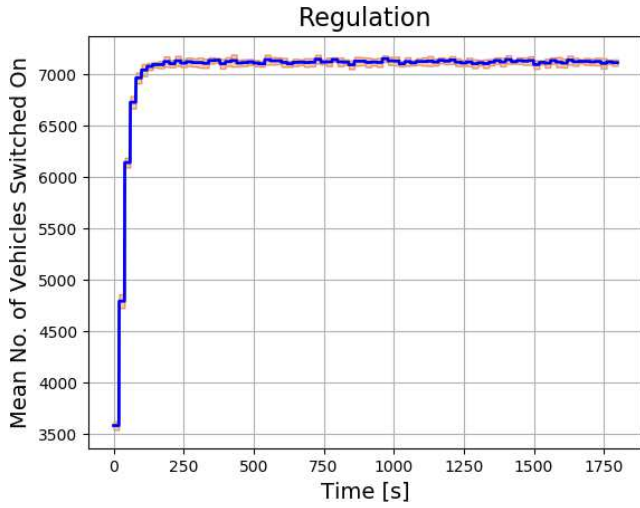


Figure 5. The blue line indicates the mean number of vehicles "Switched On" versus time (from ten sample simulations, each regulating the number of "Switched On" vehicles to 7,200 at any point in time), while the red shaded area indicates the area within one standard deviation from the mean number of vehicles.



Figure 6. Weak convergence of the mean control signal, π , over time. The red shaded area indicates the area within one standard deviation away from the mean control signal.

were recorded over the entirety of the experiment. To reiterate, 100 simulations in total were conducted over the course of our experiment. The results were as follows: (a) Average Detection Time = 5.30 minutes; and (b) Failed to Detect = 6 times out of 100 simulations. In other words, the pedestrian was not detected, within a thirty minute time frame, 6% of the time. For the other 94 cases, the pedestrian was detected, on average, in approximately five minutes.

VI. CONCLUSIONS AND FUTURE WORK

We have considered the notion of predictability and a notion of fairness in time-varying probabilistic models of social sensing. A number of theoretical questions arise: what other conditions assure fairness in the sense of statistical parity? What other notions of parity could there be? We believe these

could spur a considerable interest across both Social Sensing and Control Theory.

In our application, we have considered dynamic parking, which requires such time-varying probabilistic models. We envisage a number of ways forward in regard to improving our experimental setup, including performing more simulations, in further cities worldwide.

There could also be a number of other applications. For instance, during the current COVID19 pandemic, many governments considered the participation in a tracing scheme that would be sufficient to contain a contagion, and the option of invading privacy of individuals in a sensing scheme. Should such a measure be applied, our notion of fairness may also be worth considering.

REFERENCES

- [1] M. Souza, W. M. Griggs, J. Mareček, and R. N. Shorten, "Regulating the searching behaviour of parked vehicles attempting to locate moving, missing entities," in *Proceedings of the 21st International IEEE Conference on Intelligent Transportation Systems*, 2018.
- [2] J. Howe, "The rise of crowdsourcing," *Wired magazine*, vol. 14, no. 6, pp. 1–4, 2006.
- [3] N. Lu, N. Cheng, N. Zhang, X. Shen, and J. W. Mark, "Connected vehicles: solutions and challenges," *IEEE Internet of Things Journal*, vol. 1, no. 4, pp. 289–299, 2014.
- [4] A. Zanella, N. Bui, A. Castellani, L. Vangelista, and M. Zorzi, "Internet of things for smart cities," *Internet of Things Journal, IEEE*, vol. 1, no. 1, pp. 22–32, Feb 2014.
- [5] A. Artikis, M. Weidlich, F. Schnitzler, I. Boutsis, T. Liebig, N. Piatkowski, C. Bockermann, K. Morik, V. Kalogeraki, J. Marecek et al., "Heterogeneous stream processing and crowdsourcing for urban traffic management," in *EDBT*, vol. 14, 2014, pp. 712–723.
- [6] R. Cogill, O. Gallay, W. Griggs, C. Lee, Z. Nabi, R. Ordonez, M. Rufli, R. Shorten, T. Tchakian, R. Verago, F. Wirth, and S. Zhuk, "Parked cars as a service delivery platform," in *2014 International Conference on Connected Vehicles and Expo (ICCVE)*, 2014, pp. 138–143.
- [7] D. Wang, L. Kaplan, T. Abdelzaher, and C. C. Aggarwal, "On credibility estimation tradeoffs in assured social sensing," *IEEE Journal on Selected Areas in Communications*, vol. 31, no. 6, pp. 1026–1037, 2013.
- [8] F. Meyer, O. Hlinka, H. Wymeersch, E. Riegler, and F. Hlawatsch, "Distributed localization and tracking of mobile networks including noncooperative objects," *IEEE Transactions on Signal and Information Processing over Networks*, vol. 2, no. 1, pp. 57–71, 2016.
- [9] C. Perera, D. S. Talagala, C. H. Liu, and J. C. Estrella, "Energy-efficient location and activity-aware on-demand mobile distributed sensing platform for sensing as a service in iot clouds," *IEEE Transactions on Computational Social Systems*, vol. 2, no. 4, pp. 171–181, 2015.
- [10] C. Huang and D. Wang, "Exploring scalability and time-sensitiveness in reliable social sensing with accuracy

- assessment,” IEEE Access, vol. 5, pp. 14 405–14 418, 2017.
- [11] K. Cepni, M. Ozger, and O. B. Akan, “Event estimation accuracy of social sensing with facebook for social internet of vehicles,” IEEE Internet of Things Journal, vol. 5, no. 4, pp. 2449–2456, 2018.
- [12] D. Zhang, Y. Ma, X. S. Hu, and D. Wang, “Towards privacy-aware task allocation in social sensing based edge computing systems,” IEEE Internet of Things Journal, pp. 1–1, 2020.
- [13] J. Wang, L. Wang, Y. Wang, D. Zhang, and L. Kong, “Task allocation in mobile crowd sensing: State-of-the-art and future opportunities,” IEEE Internet of Things Journal, vol. 5, no. 5, pp. 3747–3757, 2018.
- [14] D. Wang, B. K. Szymanski, T. Abdelzaher, H. Ji, and L. Kaplan, “The age of social sensing,” Computer, vol. 52, no. 1, pp. 36–45, 2019.
- [15] D. Wang, T. Abdelzaher, and L. Kaplan, Social sensing: building reliable systems on unreliable data. Morgan Kaufmann, 2015.
- [16] A. Association, “Medicalert + safe return,” Accessed: Sep. 4, 2018. [Online]. Available: <https://www.alz.org/help-support/caregiving/safety/medicalert-safe-return>
- [17] R. Verago, J. Naoum-Sawaya, W. Griggs, and R. Shorten, “Localization of missing entities using parked cars,” in 2015 International Conference on Connected Vehicles and Expo (ICCVE). IEEE, 2015, pp. 40–41.
- [18] W. M. Griggs, R. Verago, J. Naoum-Sawaya, R. H. Ordóñez-Hurtado, R. Gilmore, and R. N. Shorten, “Localizing missing entities using parked vehicles: An rfid-based system,” IEEE Internet of Things Journal, vol. 5, no. 5, pp. 4018–4030, 2018.
- [19] “<https://openclipart.org/detail/234440> accessed: Apr. 16, 2018.”
- [20] “<https://openclipart.org/detail/201733> accessed: Apr. 16, 2018.”
- [21] C. H. Papadimitriou and J. N. Tsitsiklis, “The complexity of optimal queuing network control,” Mathematics of Operations Research, pp. 293–305, 1999.
- [22] F. Restuccia, N. Ghosh, S. Bhattacharjee, S. K. Das, and T. Melodia, “Quality of information in mobile crowdsensing: Survey and research challenges,” ACM Transactions on Sensor Networks (TOSN), vol. 13, no. 4, pp. 1–43, 2017.
- [23] S. Marano, V. Matta, and P. Willett, “The importance of being earnest: Social sensing with unknown agent quality,” IEEE Transactions on Signal and Information Processing over Networks, vol. 2, no. 3, pp. 306–320, 2016.
- [24] S. Wu, X. Wang, S. Wang, Z. Zhang, and A. K. H. Tung, “K-anonymity for crowdsourcing database,” IEEE Transactions on Knowledge and Data Engineering, vol. 26, no. 9, pp. 2207–2221, 2014.
- [25] H. To, G. Ghinita, L. Fan, and C. Shahabi, “Differentially private location protection for worker datasets in spatial crowdsourcing,” IEEE Transactions on Mobile Computing, vol. 16, no. 4, pp. 934–949, 2017.
- [26] Z. Chi, Y. Wang, Y. Huang, and X. Tong, “The novel location privacy-preserving ckd for mobile crowdsourcing systems,” IEEE Access, vol. 6, pp. 5678–5687, 2018.
- [27] J. Shu, X. Liu, X. Jia, K. Yang, and R. H. Deng, “Anonymous privacy-preserving task matching in crowdsourcing,” IEEE Internet of Things Journal, vol. 5, no. 4, pp. 3068–3078, 2018.
- [28] Y. Wang, M. Gu, J. Ma, and Q. Jin, “Dnn-dp: Differential privacy enabled deep neural network learning framework for sensitive crowdsourcing data,” IEEE Transactions on Computational Social Systems, vol. 7, no. 1, pp. 215–224, 2020.
- [29] W. Feng, Z. Yan, H. Zhang, K. Zeng, Y. Xiao, and Y. T. Hou, “A survey on security, privacy, and trust in mobile crowdsourcing,” IEEE Internet of Things Journal, vol. 5, no. 4, pp. 2971–2992, 2018.
- [30] B. Guo, Y. Liu, L. Wang, V. O. K. Li, J. C. K. Lam, and Z. Yu, “Task allocation in spatial crowdsourcing: Current state and future directions,” IEEE Internet of Things Journal, vol. 5, no. 3, pp. 1749–1764, 2018.
- [31] A. R. Fioravanti, J. Mareček, R. N. Shorten, M. Souza, and F. R. Wirth, “On classical control and smart cities,” Proc. of the IEEE 56th Annual Conference on Decision and Control, pp. 1413–1420, 2017.
- [32] A. R. Fioravanti, J. Mareček, R. N. Shorten, M. Souza, and F. R. Wirth, “On the ergodic control of ensembles,” Automatica, vol. 108, p. 108483, 2019.
- [33] M. Barnsley, S. Demko, J. Elton, and J. Geronimo, “Invariant measures for Markov processes arising from iterated function systems with place-dependent probabilities,” Annales de l’institut Henri Poincaré (B) Probabilités et Statistiques, vol. 24, no. 3, pp. 367–394, 1988.
- [34] C. Dwork, M. Hardt, T. Pitassi, O. Reingold, and R. Zemel, “Fairness through awareness,” in Proceedings of the 3rd innovations in theoretical computer science conference, 2012, pp. 214–226.
- [35] Y. Gong, L. Wei, Y. Guo, C. Zhang, and Y. Fang, “Optimal task recommendation for mobile crowdsourcing with privacy control,” IEEE Internet of Things Journal, vol. 3, no. 5, pp. 745–756, 2016.
- [36] R. Ghosh, J. Marecek, and R. Shorten, “Iterated piecewise-stationary random functions,” arXiv preprint arXiv:1909.10093, 2019.
- [37] M. Barnsley, Fractals Everywhere. Academic Press, 1988.
- [38] P. Diaconis and D. Freedman, “Iterated random functions,” SIAM Review, vol. 41, no. 1, pp. 45–76, 1999.
- [39] J. Myjak and T. Szarek, “Attractors of iterated function systems and markov operators,” Abstr. Appl. Anal., no. 8, pp. 479–502, 2003.
- [40] D. A. Levin, Y. Peres, and E. L. Wilmer, Markov chains and mixing times. American Mathematical Society, 2006.
- [41] L. C. Evans, “Partial differential equations and monge-kantorovich mass transfer (survey paper),” in Current Developments in Mathematics, 1997, International Press, 1999.
- [42] R. Svetlozar T and L. Rüschendorf, Mass Transportation

- Problems-Vol I and Vol II, 1998, ser. Probability and its Applications. Springer, New York, NY, 1998.
- [43] C. Villani, Optimal transport: old and new, ser. Grundlehren der mathematischen Wissenschaften. Berlin Heidelberg: Springer-Verlag, 2009, vol. 338.
 - [44] V. I. Bogachev, Measure theory Vol 2. Berlin Heidelberg: Springer-Verlag, 2007.
 - [45] Y. V. Prokhorov, “Convergence of random processes and limit theorems in probability theory,” Theory of Probability and Its Applications, vol. 1, pp. 157–214, 1956.
 - [46] M. Hairer, J. C. Mattingly, and M. Scheutzow, “Asymptotic coupling and a general form of Harris’ theorem with applications to stochastic delay equations,” Probability theory and related fields, vol. 149, no. 1-2, pp. 223–259, 2011.
 - [47] J. H. Elton, “An ergodic theorem for iterated maps,” Ergodic Theory and Dynamical Systems, vol. 7, no. 04, pp. 481–488, 1987.
 - [48] D. Krajzewicz, J. Erdmann, M. Behrisch, and L. Bieker, “Recent development and applications of sumo – simulation of urban mobility,” International Journal on Advances in Systems and Measurements, pp. 128–138, 2012.
 - [49] A. Wegener, M. Piórkowski, M. Raya, H. Hellbrück, S. Fischer, and J.-P. Hubaux, “Traci: an interface for coupling road traffic and network simulators,” Proc. of the 11th Communications and Networking Simulation Symposium, Ottawa, Canada, pp. 155–163, 2008.
 - [50] City of Melbourne, “Suburbs and postcodes: City of Melbourne,” City of Melbourne, GPO Box 1603, Melbourne, Victoria 3001, Australia, Jun. 2017. Accessed: Nov. 13, 2019. [Online]. Available: <https://www.melbourne.vic.gov.au/sitecollectiondocuments/suburb-map-boundary-city-of-melbourne.pdf>
 - [51] —, “City of Melbourne open data, *on-street parking bays*,” City of Melbourne, GPO Box 1603, Melbourne, Victoria 3001, Australia, Sep. 2017. Accessed: Nov. 13, 2019. [Online]. Available: <https://data.melbourne.vic.gov.au/Transport-Movement/On-street-Parking-Bays/crvt-b4kt>
 - [52] German Aerospace Center and others., “Simulation of urban mobility – wiki, *simulation/pedestrians*,” Accessed: July 3, 2020. [Online]. Available: https://sumo.dlr.de/docs/Simulation/Pedestrians.html#model_stripping
 - [53] G. F. Franklin, J. D. Powell, and A. B. Emami-Naeini, Feedback Control of Dynamic Systems. Reading, MA: Addison Wesley, 1994.
 - [54] G. F. Franklin, J. D. Powell, and M. L. Workman, Digital Control of Dynamic Systems, 3rd ed. Englewood Cliffs, NJ: Prentice Hall, 1997.
 - [55] S. Armstrong, “6 factors that affect rfid read range,” RFID Insider. [Online]. Available: <http://blog.atlasrfidstore.com/improve-rfid-read-range>
 - [56] N. Kryloff and N. Bogoliouboff, “La théorie générale de la mesure dans son application à l’étude des systèmes dynamique de la mécanique non linéaire,” Ann. of Math. II, vol. 38, pp. 65–113, 1937.

In the following, we present proofs of three key results:

- Theorem 12 with the perturbation analysis
- Theorem 14 showing the existence of an invariant measure
- Theorem 15 showing the uniqueness of the invariant measure.

We refer to the main body of the text for the full statement of all theorems.

Proof of Theorem 12: Let $C_b(\mathcal{X})$ denote the set of real-valued bounded continuous functions on \mathcal{X} , for any s , one can define a linear map P_s on $C_b(\mathcal{X}, \mathbb{R})$:

$$Pw(x) := \sum_{i=1}^N p_{ij}(x)(w \circ w_{\sigma_i j})(x) \quad (33)$$

This operator characterizes the Markov chain. Clearly from the fact that P maps $C_b(\mathcal{X})$ into itself, which is known as P is a Feller map or it satisfies Feller property. Let $\mathcal{M}(\mathcal{X})$ denote the set of Borel probability measures on \mathcal{X} . Denoting dual of the map P as follows:

$$P^* : \mathcal{M}(\mathcal{X}) \rightarrow \mathcal{M}(\mathcal{X}), \quad (34)$$

with the requirement

$$\int_{\mathcal{X}} wd(P^*\nu) = \int_{\mathcal{X}} (Pw)d\nu. \quad (35)$$

Such a dual map P^* well defined by the Riesz representation theorem. Now we show that P^* is contraction in the Wasserstein-1 i.e., in d_1 metric with some contraction factor $r \in (0, 1)$. For any two $\nu_1, \nu_2 \in \mathcal{M}(\mathcal{X})$, we have:

$$\begin{aligned} d_1(P^*\nu_1, P^*\nu_2) &= \sup_{w \in \mathcal{W}_1} \left[\int wd(P^*\nu_1) - \int wd(P^*\nu_2) \right] \\ &= \sup_{w \in \mathcal{W}_1} \left[\int (Pw)d\nu_1 - \int (Pw)d\nu_2 \right] \\ &= \sup_{w \in \mathcal{W}_1} \left[\int (Pw)d(\nu_1 - \nu_2) \right] \\ &= r \cdot \sup_{w \in \mathcal{W}_1} \left[\int \left(\frac{1}{r} Pw \right) d(\nu_1 - \nu_2) \right] \\ &= r \cdot \sup_{g \in \mathcal{W}_1} \int gd(\nu_1 - \nu_2) \left[\because g = \frac{1}{r} Pw \in \mathcal{W}_1 \right] \\ &\leq rd_1(\nu_1, \nu_2). \end{aligned} \quad (36)$$

Now a useful consequence of the above derived fact is:

$$\begin{aligned} d_1(\nu_1^*, \nu_2^*) &= d_1(P_1^*\nu_1^*, P_2^*\nu_2^*) \\ &\leq d_1(P_1^*\nu_1^*, P_1^*\nu_2^*) + d_1(P_1^*\nu_2^*, P_2^*\nu_2^*) \\ &\leq rd_1(\nu_1^*, \nu_2^*) + d_1(P_1\nu_2^*, P_2\nu_2^*) \\ &\Rightarrow d_1(\nu_1^*, \nu_2^*) \leq \frac{(d_1(P_1\nu_2^*, P_2\nu_2^*))}{1-r} \end{aligned} \quad (37)$$

Now, notice that:

$$\begin{aligned} &\|P_1w(x) - P_2w(x)\| \\ &= \left\| \sum_{\sigma_k} p_{\sigma_k}(x)(w \circ w_{\sigma_k})(x) - \sum_{\sigma_k} p'_{\sigma_k}(x)(w \circ w'_{\sigma_k})(x) \right\| \\ &= \left\| \sum_{\sigma_k} p_{\sigma_k}(x) ((w \circ w_{\sigma_k})(x) - (w \circ w'_{\sigma_k})(x)) \right\| \\ &\quad + \left\| \sum_{\sigma_k} (p_{\sigma_k}(x) - p'_{\sigma_k}(x)) (w \circ w'_{\sigma_k})(x) \right\| \\ &\leq \sum_{\sigma_k} \|p_{\sigma_k}(x)\| \|(w \circ w_{\sigma_k})(x) - (w \circ w'_{\sigma_k})(x)\| \\ &\quad + \sum_{\sigma_k} \|(p_{\sigma_k}(x) - p'_{\sigma_k}(x))\| \|(w \circ w'_{\sigma_k})(x)\| \\ &\leq r' \sum_{\sigma_k} p_{\sigma_k}(x) \|w_{\sigma_k}(x) - w'_{\sigma_k}(x)\| + 2\beta\eta. \end{aligned} \quad (38)$$

And, then,

$$\begin{aligned} d(P_1^*\nu, P_2^*\nu) &= \sup_w \int wd(P_1^*\nu - P_2^*\nu) \\ &= \sup_w \int (P_1w - P_2w)d\nu \\ &\leq \sup_x \left(r' \sum_{\sigma_k} p_{\sigma_k}(x) \|w_{\sigma_k}(x) - w'_{\sigma_k}(x)\| + 2\beta\eta \right) \\ &\leq \left(r' \sum_{\sigma_k} p_{\sigma_k j}(x) \|w_{\sigma_k}(x) - w'_{\sigma_k}(x)\|_{\infty} + 2\beta\eta \right). \end{aligned}$$

And, finally (20) is concluded from (37) and (38). \blacksquare

Proof of Theorem 14: Assume that there exists at least one $x \in \mathcal{X}$ for which the sequence $\{\nu_s^j(x, \cdot)\}_{j=0}^{\infty}$ is uniformly tight. Then we show that there exists at least one invariant probability measure for P_s^* . The proof is based on the Krylov-Bogoliubov [56] type argument. Define, a sequence of probability measures which are the average over time of the m -step transition probabilities on $(\mathcal{X}, \mathcal{B}(\mathcal{X}))$ as follows for some fixed $x \in \mathcal{X}$:

$$\text{for } \mathcal{A} \in \mathcal{B}(\mathcal{X}), \quad \nu_s^m(\mathcal{A}) = \frac{1}{m} \sum_{j=1}^m \nu_s^j(x, \mathcal{A}) \quad (39)$$

It is clear that this sequence is also tight, so it has a subsequence that converges weakly to some probability measure ν_s^* on \mathcal{X} . We also have the following equality:

$$\begin{aligned} P_s^*\nu_s^m - \nu_s^m &= \frac{1}{m} \sum_{j=2}^{m+1} \nu_s^j(x, \mathcal{A}) - \frac{1}{m} \sum_{j=1}^m \nu_s^j(x, \mathcal{A}) \\ &= \frac{1}{m} [\nu_s^{m+1}(x, \mathcal{A}) - \nu_s^1(x, \mathcal{A})] \end{aligned} \quad (40)$$

Notice that for each fixed $x \in \mathcal{X}$, $\nu_s(x, \mathcal{A})$ is a probability measure and the integral of $w(x)$ with respect to such measure is expressed as $\int w(y)\nu_s(x, dy)$, and the interpretation holds for any $m \in \mathbb{N}$ and written as $\int w(y)\nu_s^m(x, dy)$. Take any $w \in C_b(\mathcal{X}, \mathbb{R})$ such that $|w(x)| < 1$. Fix an $\epsilon > 0$. Weak convergence of the probability measures $\{\nu_s^m\}_{m \geq 1}$ ensures

that there is a natural number $m > \frac{1}{\epsilon}$ for which

$$\left| \int w(x) \nu_s^m(dx) - \int w(x) \nu_s^*(dx) \right| \leq \epsilon.$$

Since $(P_s w)$ is continuous, we can chose large m for which

$$\left| \int (P_s w)(x) \nu_s^m(dx) - \int (P_s w)(x) \nu_s^*(dx) \right| \leq \epsilon.$$

Now,

$$\begin{aligned} & \left| \int w(x) (P_s^* \nu_s^*)(dx) - \int w(x) \nu_s^*(dx) \right| \\ & \leq \left| \int w(x) (P_s^* \nu_s^*)(dx) - \int w(x) (P_s^* \nu_s^m)(dx) \right| \\ & + \left| \int w(x) (P_s^* \nu_s^m)(dx) - \int w(x) \nu_s^m(dx) \right| \\ & + \left| \int w(x) \nu_s^m(dx) - \int w(x) \nu_s^*(dx) \right| \\ & \leq \left| \int (P_s w)(x) \nu_s^*(dx) - \int (P_s w)(x) \nu_s^m(dx) \right| \\ & + \frac{1}{m} \left| \int w(y) (\nu_s^{m+1}(x, dy) - \int w(y) \nu_s(x, dy)) \right| + \epsilon \\ & \leq 2\epsilon + \frac{2}{m} \leq 4\epsilon \end{aligned}$$

Since, the above relation is true for any arbitrary ϵ , we can conclude

$$\left| \int w(x) (P_s^* \nu_s^*)(dx) - \int w(x) \nu_s^*(dx) \right| = 0$$

Also, the $w \in C_b(\mathcal{X}, \mathbb{R})$ was arbitrary too, which forces

$$P_s^* \nu_s^* = \nu_s^*. \quad (41)$$

■

Proof of Theorem 15: Consider the two trajectories of the system (23) starting from two different initial condition $x_s(0)$ and $y_s(0)$ as follows, where s is denote the discrete-time scale over \mathbb{N} :

$$x_s(k) = \left(w_{\sigma_{k-1}^s} \circ w_{\sigma_{k-2}^s} \circ \cdots \circ w_{\sigma_1^s} \right) (x_s(0)) \quad (42)$$

$$y_s(k) = \left(w_{\sigma_{k-1}^s} \circ w_{\sigma_{k-2}^s} \circ \cdots \circ w_{\sigma_1^s} \right) (y_s(0)) \quad (43)$$

Let $\|\cdot\|$ be any norm on \mathbb{R}^n , then any $n \times n$ real-matrix A induces a linear operator on \mathbb{R}^n with respect to the standard basis and norm of A is well defines as

$$\|A\| := \sup_{x \neq 0} \left\{ \frac{\|Ax\|}{\|x\|} : x \in \mathbb{R}^n \right\} \quad (44)$$

Since all the matrices involved in the transformations are Schur matrices (i.e, if λ is an eigenvalue for such matrix, $|\lambda| < 1$) then for any matrix norms induced by vector norms $\|\cdot\|$, we have the following:

$$0 < \left\| \prod_{i=1}^{k-1} A_{\sigma_i}^s \right\| \leq \prod_{i=1}^{k-1} \|A_{\sigma_i}^s\| < \prod_{i=1}^{k-1} \lambda_{\sigma_i}^s < (\hat{\lambda})^k < 1, \quad (45)$$

where $\lambda_{\sigma_i}^s < 1$ is the largest eigenvalue of the matrix $A_{\sigma_i}^s$ and $\hat{\lambda}$ is the largest of all such $\{\lambda_{\sigma_i}^s\}_{i=0}^{k-1}$. One notice that for all

initial values $x_s(0), y_s(0) \in \mathcal{X}$ we have,

$$\begin{aligned} \rho(x_s(k), y_s(k)) &= \|x_s(k) - y_s(k)\| \\ &= \left\| \prod_{i=1}^{k-1} A_{\sigma_i}^s \right\| \|x_s(0) - y_s(0)\| \\ &\leq \left(\prod_{i=1}^{k-1} \|A_{\sigma_i}^s\| \right) \rho(x_s(0), y_s(0)) \\ &\leq (\hat{\lambda})^k \rho(x_s(0), y_s(0)) \xrightarrow{k \rightarrow \infty} 0. \quad \cdot \cdot (45). \end{aligned}$$

Thus, trajectories couple as $k \rightarrow \infty$. ■