

Impulse Response Analysis for Sparse High-Dimensional Time Series

J. Krampe¹, E. Paparoditis², and C. Trenkler¹

¹ University of Mannheim; j.krampe@uni-mannheim.de, trenkler@uni-mannheim.de

² University of Cyprus; stathisp@ucy.ac.cy

Abstract

We consider structural impulse response analysis for sparse high-dimensional vector autoregressive (VAR) systems. Since standard procedures like the delta-method do not lead to valid inference in the high-dimensional set-up, we propose an alternative approach. First, we directly construct a de-sparsified version of the regularized estimators of the moving average parameters that are associated with the VAR process. Second, the obtained estimators are combined with a de-sparsified estimator of the contemporaneous impact matrix in order to estimate the structural impulse response coefficients of interest. We show that the resulting estimator of the impulse response coefficients has a Gaussian limiting distribution. Valid inference is then implemented using an appropriate bootstrap approach. Our inference procedure is illustrated by means of simulations and real data applications.

Keywords: Bootstrap, De-sparsified Estimator, Vector Autoregression, Moving Average Representation, Sparse Models, Inference

1 Introduction

Since the seminal work of Sims (1980), impulse response analysis based on a structural vector autoregressive (SVAR) system has become an important part of economic time series analysis. Impulse responses analysis improves the understanding of how particular variables respond to economically meaningful shocks. For instance, Christiano et al. (1996, 2005) used the SVAR approach to shed light on the effects of monetary policy, while Burbidge and Harrison (1984) investigate the effects of oil-price shocks. Many of such SVAR analyses, however, focus on variables describing only one economy. In the context of economic globalization such an approach might be restrictive since cross effects between different countries may exist and national shocks may spread to other economies. This may enlarge or diminish the effects of these shocks. Going from the national to the global level goes hand in hand with going from low-dimensional to high-dimensional SVAR systems. In such a context, simple textbook approaches cannot be applied anymore. Thus, new strategies are required to tackle the problems associated with the resulting curse of dimensionality.

Two major strategies exist to address this problem: sparse and dense modeling. They represent two different ways to achieve a complexity reduction. In the context of sparse models, the complexity of the parameter vector is explicitly reduced by assuming that a large number of parameters is zero. Hence, only a few variables out of a large set of potential explanatory variables are assumed to have a direct

impact within the system. Applying a lasso-type shrinkage approach is one of the most popular choices for estimating such sparse SVAR models taking into account that lasso also performs variable selection. In contrast to sparse models, dense models allow that all of the potential explanatory variables included in the system can be relevant. However, their individual effects may be rather weak. Following the classification of Chudik and Pesaran (2011), dense modeling either relies on a shrinkage of the parameter space, e.g., by applying ridge regression or Bayesian estimation with tight priors, or on a shrinkage of the data which can be achieved by a factor model approach. As we outline below, a number of inference approaches have been suggested for structural impulse response analysis based on dense models. However, and to the best of our knowledge, no such inference methods exist for sparse SVAR systems. This paper attempts to fill this gap.

By now a quite large literature has emerged that deals with the problem of fitting sparse high-dimensional VAR models using ℓ_1 -penalized estimators; see among others Song and Bickel (2011), Han et al. (2015), Kock and Callot (2015), and Basu and Michailidis (2015). Despite the progress made in fitting sparse VAR models, however, statistical inference for such models seems to be a less developed area. This is probably due to the fact that the asymptotic distribution of ℓ_1 -penalized estimators is difficult to derive and statistical inference is much more involved and difficult to implement. Recently Chaudhry et al. (2017), Neykov et al. (2018), Zheng et al. (2019), and Krampe et al. (2020) have considered inference on the autoregressive (slope) parameters of high-dimensional VAR systems which can also be used to derive (bootstrap-based) tests, for instance, tests for Granger-causality. These papers rely on so called de-sparsified estimators that have been initially introduced and investigated in the i.i.d. regression case by some authors; we refer here to Zhang and Zhang (2014), van de Geer et al. (2014), and Dezeure et al. (2017). Considering de-sparsified estimators as a vehicle for statistical inference is motivated by the fact that these estimators have standard limiting distributions under appropriate assumptions. However, such distributional results only hold true for a finite subset of the estimated parameters since the asymptotic variance of estimators of the entire set of parameters cannot be controlled. The latter follows from the common assumption that the dimension of the unknown parameter vector diverges to infinity as the sample size increases to infinity. In this paper we follow the aforementioned literature on statistical inference in sparse high-dimensional VARs and consider a framework based on de-sparsified estimators. To this end, we face two main challenges. First, constructing a suitable de-sparsified estimator for structural impulse response coefficients possessing a (Gaussian) limiting distribution that enables for statistical inference. Second, designing an asymptotically valid bootstrap procedure for implementing such an inference. Let us motivate why these two challenges occur.

First, we consider a stable high-dimensional SVAR system of order d . The innovations of the corresponding reduced form VAR are obtained as linear combinations of the structural innovations. These linear combinations define the so-called contemporaneous impact matrix, which is denoted by B in the following. The structural impulse response coefficients are nonlinear functions of a high-dimensional parameter vector that comprises the VAR slope parameters and the distinct elements of the variance matrix

of the reduced form innovations. Therefore, obtaining the limiting distribution of the corresponding estimators of structural impulse response coefficients by simply appealing to the Delta method does not work. This is so since, as already mentioned, the limiting Gaussian results for the de-sparsified estimators of the VAR model parameters just hold true for a finite subset of the parameters. Therefore, the usual 'Delta method approach' is not useful and a different approach for obtaining suitable de-sparsified estimators is needed.

Second, due to the high-dimensional set-up neither a simple model-based bootstrap with i.i.d. resampling from the estimated residuals nor the parametric bootstrap recently suggested by Krampe et al. (2020) can be successfully applied. This holds true even under the assumption of i.i.d. innovations. An i.i.d. resampling of estimated residuals will fail since the variance matrix of the i.i.d. innovations cannot be consistently estimated by the sample variance matrix of the estimated residual vectors in the high-dimensional set-up. The bootstrap approach of Krampe et al. (2020) does not work either since this approach cannot asymptotically imitate the fourth-order moments of the innovations. These fourth-order moments, however, are important since, as we will see, they affect the limit distribution of the estimators of structural impulse response coefficients.

This paper contributes to the literature on structural impulse response inference in sparse high-dimensional SVAR systems by successfully addressing the aforementioned two challenges. Our approach leads to asymptotically valid inference for a finite subset of structural impulse response coefficients which is implemented using an appropriate bootstrap approach.

To elaborate, we first construct de-sparsified estimators of the reduced form impulse response coefficients directly, i.e., of the entries in the moving average parameter matrices implied by the VAR process. These estimators are combined with an appropriate de-sparsified estimator of the contemporaneous impact matrix B in order to obtain an estimator of the structural impulse responses. Since each structural impulse response coefficient is a linear combination of two high-dimensional vectors, such linear combinations of de-sparsified estimators produces a non-vanishing error term when the dimension of the system grows. The final, combined estimator proposed, takes this fact into account by including an additional term that controls this error. We proceed by showing that the combined estimator has a Gaussian limiting distribution. To this end, some assumptions on the matrix B as well as on the innovations have to be imposed. As we have economic shocks in mind that are also common in the low-dimensional case, we formulate the assumptions on the matrix B as well as on the innovations in such a way that these assumptions generalize corresponding assumptions in the low-dimensional setting without contradicting them. Hence, identification strategies used in the low-dimensional case can be applied here. We focus on partial identification by short-run restrictions. In particular, we split the structural innovations in two groups: One group contains a finite set of structural innovations of interest while the second group contains the remaining structural innovations. Consequently, we assume a lower block-triangular structure for the matrix B of the system. The structural shocks of interest from the first group can then be identified by imposing constraints on the relevant blocks of the matrix B .

The bootstrap procedure we propose explicitly relies on the structure of B and the resulting two-group structure for the reduced form innovations. In order to tackle the challenges caused by the high-dimensionality of the system and to mimic the relevant fourth-order moments, different resampling schemes are used for the two groups of innovations. For the first group, the bootstrap pseudo innovations are obtained by applying an i.i.d. resampling scheme to the reduced form residuals of the same group. For the second group, a semi-parametric resampling scheme is used which builds upon the pseudo innovations of the first group and a consistent estimator of B . Under some appropriate regularity conditions, we show that the limit distribution of the structural impulse response estimators is consistently estimated by the proposed bootstrap procedure.

As mentioned above, there already exists a substantial literature on structural impulse response inference in the context of dense models. Popular approaches are structural dynamic factor models (SDFMs), see e.g., Forni et al. (2009), Stock and Watson (2011, 2016) and Yamamoto (2019); factor augmented VARs (FAVARs), see e.g., Bernanke et al. (2005) and Bai et al. (2016), global vector autoregressive (GVAR) models, see e.g., Pesaran et al. (2004) and Chudik and Pesaran (2016), and large scale (panel) Bayesian VARs, see e.g., Banbura et al. (2010) and Canova and Ciccarelli (2013).

The SDFM approach is well suited for single country analyses as it is based on the assumption that the number of structural shocks is much smaller than the number of variables considered. However, such a framework is not suitable for high-dimensional multi-country or multi-unit systems for which the number of structural shocks can be as large as the number of model variables. In such a case the GVAR framework could be a more useful dense modeling approach. The premise of a GVAR is that the economic variables of each economy can be modeled separately by including a weighted mean of the economic variables of the other economies as an exogenous part. These subsystems can be combined into one VAR system in which the VAR parameters are given by the parameters of the separate subsystems and the weights used in the aggregation. Dees et al. (2007) have proposed a sieve bootstrap for obtaining confidence intervals for generalized impulse responses to structural shocks in a GVAR. Chudik and Pesaran (2011) have pointed out that, under appropriate assumptions, the GVAR framework approximates arbitrarily well infinite-dimensional VARs. Thus, our high-dimensional VAR set-up relates to the GVAR framework in two aspects. First, we allow the dimension of the VAR system to grow to infinity with the sample size. Second, for implementing inference we also rely on a multi-unit structure.

The time-varying panel Bayesian VAR suggested by Canova and Ciccarelli (2013) is suitable for structural impulse response analysis in multi-unit systems with unit-specific dynamics, lagged interdependencies, and time variation. It assumes that the model parameters depend on a low-dimensional vector of time-varying factors. Considering a multi-unit interpretation, our VAR set-up also embodies unit-specific dynamics and interdependencies between the units.

The rest of the paper is organized as follows. Section 2 introduces the model and some notation. In Section 3 we describe how to obtain a direct de-sparsified estimator of the reduced form impulse responses and derive its limiting distribution. In Section 4, we first propose estimators for the contemporaneous

impact matrix B that are used to form a de-sparsified estimator for the structural impulse responses. The distributional limiting properties of the structural impulse response estimators are derived. Section 5 presents and establishes asymptotic validity of our bootstrap inference approach. Section 6 is devoted to issues related to the practical implementation and to numerical investigations. An empirical illustration is also presented in this section. Section 7 concludes our findings while auxiliary results as well as technical proofs are deferred to Section 8.

2 Model and Notation

The following notation is used throughout the paper. For a random variable X , we write $\|X\|_{E,q}$ for $(E|X|^q)^{1/q}$, where $q \in \mathbb{N}$; for a vector $x \in \mathbb{R}^p$, $\|x\|_0 = \sum_{j=1}^p \mathbf{1}(x_j \neq 0)$ where $\mathbf{1}(\cdot)$ is the indicator function, $\|x\|_1 = \sum_{j=1}^p |x_j|$, $\|x\|_2^2 = \sum_{j=1}^p |x_j|^2$ and $\|x\|_\infty = \max_j |x_j|$. Furthermore, for a $r \times s$ matrix $B = (b_{i,j})_{i=1,\dots,r,j=1,\dots,s}$, $\|B\|_1 = \max_{1 \leq j \leq s} \sum_{i=1}^r |b_{i,j}| = \max_j \|Be_j\|_1$, $\|B\|_\infty = \max_{1 \leq i \leq r} \sum_{j=1}^s |b_{i,j}| = \max_i \|e_i^\top B\|_1$ and $\|B\|_{\max} = \max_{i,j} |e_i^\top Be_j|$, where $e_j = (0, \dots, 0, 1, 0, \dots, 0)^\top$ denotes the vector of appropriate dimension with the one appearing in the j th position. Denote the largest absolute eigenvalue of a square matrix B by $\rho(B)$ and note that $\|B\|_2^2 = \rho(BB^\top)$. The p -dimensional identity matrix is denoted by I_p . Furthermore, for two matrices A, B the Kronecker product of A and B is denoted by $A \otimes B$; see among others Appendix A.11 in Lütkepohl (2007). We let $\mathbb{E} = (e_1 \otimes I_p)$ and denote by $I_{d,-J} \in \mathbb{R}^{d \times (d-|J|)}$ a d -dimensional identity matrix after deleting the columns $j \in J$ of I_d , where J is a subset of $\{1, 2, \dots, d\}$. For a vector-valued times series $\{X_t\}$, we write $\{X_{t;r} := e_r^\top X_t\}$ for its r th component time series.

Let $\{Y_t, t \in \mathbb{Z}\}$, where Y_t is a vector of p endogenous variables. Assume that $Y_t = \mu + X_t$, where μ denotes an intercept and $\{X_t, t \in \mathbb{Z}\}$ denotes a p -dimensional zero-mean stochastic process. We focus on $\{X_t\}$ as mean-adjusting the time series does not interfere with the theoretical results. The process $\{X_t\}$ is described by the following structural vector autoregressive system of order d , SVAR(d),

$$X_t = \sum_{j=1}^d A_j X_{t-j} + Bu_t = \sum_{j=1}^d A_j X_{t-j} + \varepsilon_t, \quad (1)$$

where $B \in \mathbb{R}^{p \times p}$ and $\{u_t, t \in \mathbb{Z}\}$ are independent and identically distributed random variables with $Eu_t = 0$ and $\text{Var}(u_t) = I_p$, in short, $u_t \sim i.i.d.(0, I_p)$. Denote by $\Sigma_\varepsilon = BB^\top = E\varepsilon_1\varepsilon_1^\top$ the variance matrix of ε_t . We call $\{\varepsilon_t\}$ the (reduced form) innovation process. The random variables u_t are considered as shocks of the SVAR system. If the system is stable, that is if $\det(\mathcal{A}(z)) \neq 0$ for all $z \leq 1$, where $\mathcal{A}(z) = I_p - \sum_{j=1}^d A_j z^j$, then X_t also possesses the representation

$$X_t = \sum_{j=0}^{\infty} \Psi_j Bu_{t-j} = \sum_{j=0}^{\infty} \Theta_j u_{t-j}, \quad (2)$$

with $\Psi_0 = I_p$. Expression (2) is called the moving average representation of the SVAR(d) process. The following relationship between the coefficient matrices $\{A_j, j = 1, \dots, d\}$ and $\{\Psi_h, h = 0, 1, \dots, \}$ holds

true:

$$\Psi_h = \sum_{s=1}^{\min(d,h)} \Psi_{h-s} A_s \iff 0 = \sum_{s=0}^{\min(d,h)} \Psi_{h-s} A_s, \text{ where } A_0 = -I_p, k = 1, 2, \dots \quad (3)$$

Consider a r th shock into the system, that is an increase of the random variable $u_{t,r}$ by one standard deviation. Then, $e_j^\top \Theta_h e_r =: \Theta_{h;jr}$ quantifies the effect of this increase on the variable j after h time points, i.e., on $X_{t+h;j}$. Given a stretch of observations X_1, \dots, X_n , the goal is to estimate the parameters $\Theta_{h;jr}$ for some values $h = 0, \dots, H$ and to do inference for the same set of parameters. The time horizon H is treated here as fixed.

If the dimension p is small in relation to the sample size n , that is if $dp \ll n$, then inference for $\Theta_{h;jr}$ is a well-developed area of multivariate time series analysis; see among others, Reinsel (2003), Lütkepohl (2007), Tsay (2013), and Kilian and Lütkepohl (2017). In such a low-dimensional setting and using relation (3), known results about the asymptotic distribution of the VAR parameter estimates can be used to do inference for the parameters Θ_h , $h = 0, 1, \dots, H$. The main approach used here is the application of the delta-method by taking advantage of the fact that $\Theta_h = f_h(A_1, \dots, A_d)B$, where f_h is the smooth function given in (3). However, this approach has some drawbacks. First, the convergence rate of $f_h(\hat{A}_1, \dots, \hat{A}_d)$ is not uniform over the parameter space which could especially cause problems for bootstrap based inference; see Benkwitz et al. (2000). Second, this approach needs a joint asymptotic limit for $\hat{A}_1, \dots, \hat{A}_d$. This can be derived in the setting where p is small compared to n but not in the high-dimensional case where dp is of the same or of higher order than n .

In this paper we consider the high-dimensional case where $dp \geq n$ but the SVAR(d) model (1) possesses some form of sparse representation, that is many of the system coefficients are zero. To elaborate, let $k_1(p) = \max_{j=1, \dots, p} (\sum_{s=1}^d \|e_j^\top A_s\|_0, \sum_{s=1}^d \|A_s e_j\|_0)$ be the maximum number of non-zero coefficients in the rows or in the columns of the matrices A_s , $s = 1, 2, \dots, d$. Let $k_2(p)$ be a parameter which quantifies the sparsity of B ; see also Assumption 2 below. In the following we consider the case where the SVAR(d) model is sparse, in the sense that the total number of non-zero coefficients satisfies $k_1(p) + k_2(p) \ll n$. Furthermore, we allow $k_1(p)$ and $k_2(p)$ to depend on p , that is they can be increasing functions of the dimension p of the process under consideration.

In such a sparse high-dimensional time series setting, sparse VAR models can be fitted using regularized type estimators; see among others, Song and Bickel (2011), Basu and Michailidis (2015), Masini et al. (2019) for ℓ_1 -penalized least squares (lasso) and ℓ_1 -penalized likelihood estimators, Han et al. (2015) for ℓ_1 -penalized Yule-Walker estimation, and Kock and Callot (2015) for oracle type inequalities. Krampe et al. (2020) established a joint Gaussian limit for a finite set of so called de-sparsified estimators in the setting of a sparse VAR system. Their approach is initiated by developments in the i.i.d., mainly regression, set-up. In this set-up, Zhang and Zhang (2014), van de Geer et al. (2014), and Javanmard and Montanari (2014) introduced de-sparsified or de-biased estimators of sparse estimators obtained by lasso regularization. In contrast to the lasso estimator, which even in the i.i.d. regression set-up with fixed dimension does not have a Gaussian limit, see Knight and Fu (2000), de-sparsified estimators possess a Gaussian limit. However, even this result is of limited value for inferring properties of impulse responses

in our set-up. To elaborate, denote by $\widehat{A}_s^{(de)}$ a de-sparsified estimator of A_s and suppose that a Gaussian limit can be established for a finite set of such estimators under appropriate conditions. However, and as already mentioned, for doing inference for $\{\Theta_h, h = 0, \dots, H\}$ such a Gaussian limit of the estimators $\widehat{A}_s^{(de)}$ is not very useful since it only holds true for a finite subset of the indices (j, r, s) of the coefficient matrices $A_{s;j,r}$. Consequently, it is not possible to invoke the delta method in order to obtain limiting results for the corresponding estimators of the matrices Θ_h . Furthermore, if p grows then the variance of the corresponding estimator based on the function $f_h(\widehat{A}_1^{(de)}, \dots, \widehat{A}_d^{(de)})$ also could grow. In this paper, we present an alternative approach which is based on the construction of de-sparsified estimators of regularized estimator of $\{\Psi_h, h = 1, \dots, H\}$ directly. This de-sparsified estimator can then be combined with an estimator of the matrix B to do inference for the impulse response matrices $\{\Theta_h, h = 1, \dots, H\}$ of interest.

3 De-sparsified Estimators of Moving-Average Parameter Matrices

In this section we derive a de-sparsified version of a regularized estimator of $\{\Psi_h, h = 1, \dots, H\}$ which we will use later on for statistical inference for impulse responses. In order to adapt the basic idea of de-sparsifying to the estimation of the parameter set $\{\Psi_h, h = 1, \dots, H\}$, we first reformulate the estimation of Ψ_h as a regression problem. This regression representation leads to a more direct estimator of Ψ_h than the estimator $\widehat{\Psi}_h = f_h(\widehat{A}_1, \dots, \widehat{A}_d)$ which exploits relation (3). A key step towards this is the representation of X_{t+h} given in equation (4) of the following lemma.

Lemma 1. *Let $\{X_t\}$ be the stable SVAR process given in (1). Then, $X_{t+h}, h \geq 1$, possesses the following representation*

$$X_{t+h} = \Psi_h X_t + \sum_{l=0}^{d-2} \sum_{j=0}^{l+1} (-\Psi_{h+1+l-j} A_j) X_{t-1-l} + \sum_{j=0}^{h-1} \Psi_j \varepsilon_{t+h-j}. \quad (4)$$

Observe that the second term on the right hand side of (4) occurs only if $d > 1$. Notice that representation (4) also is used in the local projection approach considered by Jordà (2005). However, our aim here is not to transfer his idea to the high-dimensional setting by using some regularized type estimator like, for instance, lasso. Moreover, since Ψ_h is not necessarily sparse, formulation (4) may not even be helpful for a direct (sparse) estimation of Ψ_h . Instead, we use representation (4) as a starting point to construct a de-sparsified estimator of Ψ_h . The goal of de-sparsifying is to obtain a Gaussian limiting distribution of the associated estimator by introducing a bias-correction of an initial regularized estimator. The name is motivated by the fact that the initial estimator is usually sparse whereas the aforementioned bias-correction leads to an estimator which is not sparse anymore. As will be seen later on, the initial estimator uses relation (3) with regularized VAR slope estimators $\widehat{A}_1, \dots, \widehat{A}_d$ as input. However, the obtained estimator for Ψ_h may not be sparse even if the VAR slope estimators are sparse.

Nevertheless, we denote the obtained estimator as de-sparsified since the initial estimator is regularized and 'de-sparsified' is an established term.

To proceed with the construction of the de-sparsified estimator let $U_{t+h} = \sum_{j=0}^{h-1} \Psi_j \varepsilon_{t+h-j}$. Note that $\{U_t, t \in \mathbb{Z}\}$ is a h -dependent process and that U_{t+h} is independent from $\{X_t, X_{t-1}, \dots, X_{t-d+1}\}$. Let $W_t = (X_t^\top, X_{t-1}^\top, \dots, X_{t-d+1}^\top)^\top$ and $\Xi_h = (\Psi_h, -\sum_{j=0}^{l+1} \Psi_{h+1+l-j} A_j, l = 0, \dots, d-2) \in \mathbb{R}^{p \times (dp)}$. Then, (4) can be written as $X_{t+h} = \Xi_h W_t + U_{t+h}$. The basic idea of de-sparsifying is to rotate the regressor W_t to achieve orthogonality such that a simple least squares estimator can be derived for the components of the matrix Ξ_h . Due to the high-dimension of the regression problem, however, only an approximate orthogonal rotation is possible. To elaborate, define first $\widehat{Z}_{t;r} = \widehat{\beta}_r^\top W_t$, where

$$\widehat{\beta}_r = (e_r^\top \widehat{\Gamma}^{(st)}(0)^{-1} e_r)^{-1} \widehat{\Gamma}^{(st)}(0)^{-1} e_r, \quad (5)$$

and $\widehat{\Gamma}^{(st)}(0)$ is some estimator of the lag-zero autocovariance matrix of $\{W_t\}$, which will be discussed later on. Here, $\Gamma^{(st)}(0) = \text{Var}(W_t) = \text{Var}((X_1^\top, \dots, X_d^\top)^\top)$ denotes the lag-zero autocovariance matrix of the stacked VAR(d) process. Motivated by a least squares estimator with orthogonal regressors, an estimator of the coefficient $\Psi_{h;jr}$ of the matrix Ψ_h , $j, r \in \{1, \dots, p\}$, is then given by

$$\begin{aligned} \widetilde{\Psi}_{h;jr} &= \left(\sum_{t=d}^{n-h} \widehat{Z}_{t;r} X_{t+h;j} \right) / \left(\sum_{t=d}^{n-h} \widehat{Z}_{t;r} W_{t;r} \right) \\ &= \Psi_{h;jr} + \left(\sum_{t=d}^{n-h} \widehat{Z}_{t;r} W_{t;r} \right)^{-1} \left(\sum_{t=d}^{n-h} \widehat{Z}_{t;r} \Xi_{h;j} I_{dp;-r} I_{dp;-r}^\top W_t + \sum_{t=d}^{n-h} \widehat{Z}_{t;r} U_{t+h;j} \right). \end{aligned} \quad (6)$$

Notice that in the low-dimensional case ($p < n$), the "rotated regressor" $\widehat{Z}_{t;r}$ can be constructed such that $\sum_{t=d}^{n-h} \widehat{Z}_{t;r} W_t \equiv 0$ for all $j \neq r$. This implies that in this case, the first term within the last parentheses on the right hand side of equation (6) disappears. Since such a construction is not possible in the high-dimensional case ($p > n$), the aforementioned term in (6) does not disappear. Consequently, the estimator $\widetilde{\Psi}_{h;jr}$ possesses a bias. Now, using some (regularized) estimator $\widehat{\Xi}_h^{(re)}$ of Ξ_h this bias can be estimated and removed from $\widetilde{\Psi}_{h;jr}$. This leads to a new estimator which is de-biased and not sparse, irrespective of $\widehat{\Xi}_h^{(re)}$ being sparse or not. This estimator, which is denoted by $\widehat{\Psi}_h^{(de)}$, is given by

$$\begin{aligned} \widehat{\Psi}_{h;jr}^{(de)} &= \widetilde{\Psi}_{h;jr} - \left(\sum_{t=d}^{n-h} \widehat{Z}_{t;r} W_{t;r} \right)^{-1} \left(\sum_{t=d}^{n-h} \widehat{Z}_{t;r} \widehat{\Xi}_{h;j}^{(re)} I_{dp;-r} I_{dp;-r}^\top W_t \right) \\ &= \widehat{\Psi}_{h;jr}^{(re)} + \left(\sum_{t=d}^{n-h} \widehat{Z}_{t;r} W_{t;r} \right)^{-1} \left[\sum_{t=d}^{n-h} \widehat{Z}_{t;r} (X_{t+h;j} - \widehat{\Xi}_{h;j}^{(re)} W_t) \right], \end{aligned} \quad (7)$$

where the relation $\Xi_{h;jr} = \Psi_{h;jr}$, $j, r = 1, \dots, p$, has been used to obtain (7).

In order to construct the estimator $\widehat{\Psi}_h^{(de)}$, we need to estimate $\Gamma^{(st)}(0)$ and Ξ_h . These quantities can be obtained using the parameters A_1, \dots, A_d and $\Sigma_\varepsilon = BB^\top$ of the SVAR(d) model. To elaborate, recall first the stacked VAR(1) representation of a VAR(d) model, i.e., the representation $W_t = \mathbb{A}W_{t-1} + U_t$,

where

$$\mathbb{A} = \begin{pmatrix} A_1 & A_2 & \dots & A_d \\ I_p & 0 & \dots & 0 \\ 0 & \ddots & \ddots & \vdots \\ 0 & \dots & I_p & 0 \end{pmatrix} \in \mathbb{R}^{dp \times dp} \text{ and } \mathbb{U}_t = \begin{pmatrix} \varepsilon_t \\ 0 \\ \vdots \\ 0 \end{pmatrix}.$$

Since the VAR(d) process is assumed to be stable, the following expression of $\Gamma^{(st)}(0)$ holds true:

$$\Gamma^{(st)}(0) = \sum_{j=0}^{\infty} \mathbb{A}^j \Sigma_{\mathbb{U}} (\mathbb{A}^\top)^j = \text{vec}^{-1} \left((I_{(dp)^2} - \mathbb{A} \otimes \mathbb{A})^{-1} \text{vec}(\Sigma_{\mathbb{U}}) \right), \quad (8)$$

where $\text{vec}(\cdot)$ refers to the operator of stacking the columns of a matrix to a vector and $\text{vec}(\cdot)^{-1}$ refers to the inverse operation, i.e., the one transforming the stacked columns back to a matrix; see Appendix A.1.12.1 in Lütkepohl (2007) for more details on the vec operator. Now, recall that $\Psi_j = f_j(A_1, \dots, A_d)$ with f_j given in (3) and that $\Xi_h = g_h(A_1, \dots, A_d)$ for some continuous function g_h . Using these relations and given estimators of the VAR model parameters, suitable estimators of $\Gamma^{(st)}(0)$ and Ξ_h can be constructed. Properties of these estimators are stated in Lemma 3 and Lemma 4 below.

To precisely state the asymptotic distribution of the de-sparsified estimator $\widehat{\Psi}_h^{(de)}$ given in (7), we impose some conditions on the underlying VAR process and on its sparsity as well as on the consistency properties of the estimators $\widehat{A}_s, s = 1, 2, \dots, d$, and $\widehat{\Sigma}_\varepsilon = \widehat{B}\widehat{B}^\top$ used.

Assumption 1.

(i) $\max_{1 \leq i \leq p} \sum_{s=1}^d \|e_i^\top A_s\|_0 = O(k_1(p)), \max_{1 \leq i \leq p} \sum_{s=1}^d \|A_s e_i\|_0 = O(k_1(p)).$

(ii) *There exists a $\lambda \in (0, 1)$ such that $\rho(\mathbb{A}) \leq \lambda$ and for any $k \in \mathbb{N}$,*

$$\|\mathbb{A}^k\|_2 = O(\lambda^k), \|\mathbb{A}^k\|_1 = O(k_1(p)\lambda^k) \text{ and } \|\mathbb{A}^k\|_\infty = O(k_1(p)\lambda^k).$$

(iii) a) *The estimator $(\widehat{A}_s), s = 1, \dots, d$, satisfies*

$$\sum_{s=1}^d \|\widehat{A}_s - A_s\|_\infty = O_P(k_1(p)\sqrt{g(p, d, n)/n}).$$

b) *Its thresholded version satisfies*

$$\sum_{s=1}^d \|\widehat{A}_s^{(thr)} - A_s^{(thr)}\|_l = O_P(k_1(p)^{1.5}\sqrt{g(p, d, n)/n}), l \in \{1, \infty\}.$$

(iv) $\|\Sigma_\varepsilon - \widehat{\Sigma}_\varepsilon\|_1 = O_P(k_2(p)(\log(p)/n)^{(1-\beta)/2}), \beta \in [0, 1)$ and $\|\Sigma_\varepsilon\|_2 = O(1).$

(v) $\|\Gamma^{(st)}(0)^{-1}\|_1 = O(k_3(p))$ and $\|\Gamma^{(st)}(0)^{-1}\|_2 = O(1).$

(vi) $\max_{\|v\|_2=1} (E(v^\top \varepsilon_0)^q)^{1/q} \leq C < \infty$ for some $q \geq 8$ such that $p/(n^{q/4-1} \log^{q/4}(p)) = O(1)$ and $k_2(p)k_1(p)^2 [\log(p)k_2(p)k_3(p)[k_1(p)^3 \sqrt{g(p, d, n)/n} + (\log(p)/n)^{(1-\beta)/2}] + k_1(p)^4 g(p, d, n)/\sqrt{n} + k_1(p)^3 k_2(p) \sqrt{g(p, d, n)} (\log(p)/n)^{(1-\beta)/2}] = o(1).$

Notice that g appearing in the above expressions is an increasing function of the dimension p which is allowed to be different from expression to expression.

Some comments regarding Assumption 1 are in order. Suitable candidates for $\widehat{A}_s, s = 1, \dots, p$, are lasso estimators, see among others Basu and Michailidis (2015), Kock and Callot (2015), and Masini et al. (2019), and the Dantzig Selector or CLIME, respectively, see Han et al. (2015) and Wu et al. (2016). Krampe and Paparoditis (2020) showed that the column-wise consistency required in Assumption 1(iii) part b), can be achieved by thresholding. Hence, a suitable candidate for $\widehat{A}^{(thr)}$ is given by

$$\widehat{A}_{s;jr}^{(thr)} = \text{THR}_\lambda(\widehat{A}_{s;jr}), j, r = 1, \dots, p, s = 1, \dots, d, \quad (9)$$

where THR_λ is a thresholding function with threshold parameter λ , like for instance the adaptive lasso thresholding function given by $\text{THR}_\lambda^{\text{al}}(z) = z(1 - |\lambda/z|^\nu)_+$ with $\nu \geq 1$. Boundary cases are soft thresholding ($\nu = 1$) and hard thresholding ($\nu = \infty$); see also Rothman et al. (2009) and Cai and Liu (2011) for alternative choices of THR_λ . Note that the additional thresholding step leads to sparse estimators, see Lemma 9 in Krampe et al. (2020). Based on results of Krampe and Paparoditis (2020), a good candidate for $\widehat{A}_s, s = 1, \dots, p$, is the lasso with a second adaptive step, i.e., the adaptive lasso. In the case of Gaussian innovations such an estimator fulfills the rates required in (iii) with $g(p, d, n) = O(\log(p))$, see Kock and Callot (2015). Lemma 3 shows that if $\widehat{\Psi}_h = f_h(\widehat{A}_1, \dots, \widehat{A}_d)$, with f_h given in (3), similar rates can be obtained for estimating Ψ_h and $\Xi_h, h = 1, \dots, H$. For the sub-Gaussian case similar results hold; see Zheng et al. (2019). If the distribution of the i.i.d. innovations possesses only a limited number of finite moments, such an exponential growth rate of the dimension in relation to the sample size cannot be achieved. Masini et al. (2019) derived consistent estimators under the condition that the dimension grows polynomially fast in relation to the sample size and the polynomial order depends on the number of finite moments. Similar rates are obtained for the Dantzig Selector, see Han et al. (2015) and Wu et al. (2016).

In order to estimate $\Gamma^{(st)}(0)$ by using (8) only an estimator of Σ_ε is required but not an identification of the matrix B . Several approaches exist to estimate Σ_ε which depend on the sparsity assumptions one imposes. If one imposes sparsity assumptions on Σ_ε then Bickel and Levina (2008) and Cai and Liu (2011) provide some thresholding-based approaches for estimating Σ_ε ; see also Lemma 14 in Krampe et al. (2020). If the sparsity assumptions are imposed on Σ_ε^{-1} , we refer to Cai et al. (2016) and if one solely requires that $p/n \rightarrow c \in (0, 1)$, to Ledoit and Wolf (2012), for approaches to estimate the corresponding variance matrix. In the next section we propose an estimator of Σ_ε based on an estimated and (partly) identified B which satisfies the rates required in Assumption 1.

Under Assumption 1 we can establish a Gaussian limit for the de-sparsified estimator $\widehat{\Psi}_h^{(de)}$ which is stated in the following theorem. Since later on, we will be interested in terms like $e_j^\top \Psi_h B e_r$ for some $j, r \in \{1, \dots, p\}$ and $h \in \{0, \dots, H\}$, the Gaussian limit in the following theorem is derived for appropriate linear combinations of the de-sparsified estimator. In particular and for some non-degenerated vector $v \in \mathbb{R}^p$, we focus on the distribution limit of $e_j^\top \widehat{\Psi}_h^{(de)} v$, where the vector v could, for instance, be set equal to $B e_r$.

Theorem 2. *If Assumption 1 holds, we have for $h \in \{1, \dots, H\}$, $j \in \{1, \dots, p\}$ and $v \in \mathbb{R}^p$ such that $s.e._\Psi(j, h, v) \neq 0$ and $\|v\|_1/\|v\|_2 = O(k_2(p))$, that*

$$\sqrt{ne}_j^\top (\widehat{\Psi}_h^{(de)} - \Psi_h)v / \widehat{s.e.}_\Psi(j, h, v) \xrightarrow{d} \mathcal{N}(0, 1),$$

where

$$\widehat{s.e.}_\Psi(j, h, v)^2 = \sum_{t_1, t_2=0}^{h-1} \frac{n-h-d-|t_2-t_1|}{n} e_j^\top \widehat{\Psi}_{t_1} \widehat{\Sigma}_\varepsilon \widehat{\Psi}_{t_2}^\top e_j v^\top \mathbf{E}^\top \widehat{\Gamma}^{(st)}(0)^{-1} \widehat{\Gamma}^{(st)}(t_2-t_1) \widehat{\Gamma}^{(st)}(0)^{-1} \mathbf{E}v$$

and

$$s.e.(j, h, v)^2 = \sum_{t_1, t_2=0}^{h-1} e_j^\top \Psi_{t_1} \Sigma_\varepsilon \Psi_{t_2}^\top e_j v^\top \mathbf{E}^\top \Gamma^{(st)}(0)^{-1} \Gamma^{(st)}(t_2-t_1) \Gamma^{(st)}(0)^{-1} \mathbf{E}v.$$

Furthermore, we have $\max_r |e_j^\top \sqrt{n}(\widehat{\Psi}_h^{(de)} - \Psi_h)e_r / \widehat{s.e.}_\Psi(j, h, e_r)| = O_P(\sqrt{\log p})$.

It turns out that the asymptotic variance $s.e.(j, h, v)^2$ of the de-sparsified estimator only depends on the second-order moments of the process $\{X_t\}$ and of the innovations $\{\varepsilon_t\}$. Furthermore, this variance is a non-decreasing function of the horizon h . Since the underlying VAR process is assumed to be stable, this variance converges to a finite limit as $h \rightarrow \infty$.

In the following lemma we show that the estimator $\widehat{\Psi}_h = f_h(\widehat{A}_1, \dots, \widehat{A}_d)$ for f_h given in (3) is row-wise consistent provided the estimators $\widehat{A}_1, \dots, \widehat{A}_d$ are row-wise consistent. Note again that due to relation (3), the estimator $\widehat{\Psi}_h$ obtained in this way might not be sparse even if $\widehat{A}_1, \dots, \widehat{A}_d$ are sparse estimators. The former estimator can be used later on to construct point-wise estimators of the impulse responses. Furthermore, the following lemma shows the row-wise consistency needed for the estimator $\widehat{\Xi}_h$ used in equation (7) to correct for the bias and which leads to the de-sparsified estimator $\widehat{\Psi}_{h;jr}^{(de)}$. As already mentioned, for these results only row-wise consistency of A_1, \dots, A_d is required; see Remark 1 at the end of this section for some implications.

Lemma 3. *Let $\widehat{\Psi}_h = f_h(\widehat{A}_1, \dots, \widehat{A}_d)$ be the estimator of Ψ_h , $h = 1, \dots, H$, where f_h is the (nonlinear) function given in (3) and $\widehat{A}_1, \dots, \widehat{A}_d$ are estimators of the VAR slope parameters. Let Assumption 1 (i), (ii), (iii) a), and (vi) hold true. Then,*

$$\|\widehat{\Psi}_h - \Psi_h\|_\infty = O_P\left(k_1(p)^3 \sqrt{\frac{g(p, d, n)}{n}}\right).$$

Furthermore,

$$\|\widehat{\Xi}_h - \Xi_h\|_\infty = O_P(\|\widehat{\Psi}_h - \Psi_h\|_\infty d^2 k_1(p)).$$

Recall that for the construction of the de-sparsified estimator $\widehat{\Psi}_{h;jr}^{(de)}$, a consistent estimator of $\Gamma^{(st)}(0)$ is required, see equations (5) and (7). Such a consistent estimator is given in Lemma 11 of Krampe et al. (2020). However, it has been assumed there that Σ_ε is sparse but not approximate sparse as it is assumed in this paper; see Assumption 1(iv) and Section 4 for details. Therefore, we extend the aforementioned lemma to the setting of approximate sparsity.

Lemma 4. Let $\mathbb{E} = (e_1 \otimes I_p) \in \mathbb{R}^{dp \times p}$. If Assumption 1(i) to (iv) hold true, then the estimator of $\Gamma^{(st)}(h)$, given for $h \geq 0$ by

$$\widehat{\Gamma}^{(st)}(h) = \sum_{j=0}^{\infty} (\widehat{\mathbb{A}}^{(thr)})^{j+h} \mathbb{E} \widehat{\Sigma}_{\varepsilon} \mathbb{E}^{\top} (\widehat{\mathbb{A}}^{(thr)})^{\top j} = (\widehat{\mathbb{A}}^{(thr)})^h \text{vec}^{-1} \left((I_{(dp)^2} - \widehat{\mathbb{A}}^{(thr)} \otimes \widehat{\mathbb{A}}^{(thr)})^{-1} \text{vec}(\mathbb{E} \widehat{\Sigma}_{\varepsilon}) \right), \quad (10)$$

and for $h < 0$ by $\widehat{\Gamma}^{(st)}(h) = \widehat{\Gamma}^{(st)}(-h)^{\top}$, satisfies

$$\|\widehat{\Gamma}^{(st)}(h) - \Gamma^{(st)}(h)\|_{\infty} = O_P(k_1(p)^2 k_2(p) (k_1(p))^{2.5} \sqrt{g(p, d, n)/n} + (\log(p)/n)^{(1-\beta)/2})$$

and

$$\|\widehat{\Gamma}^{(st)}(h) - \Gamma^{(st)}(h)\|_2 = O_P(k_1(p)^{1.5} \sqrt{g(p, d, n)/n} + k_2(p) (\log(p)/n)^{(1-\beta)/2}).$$

Furthermore, if additionally Assumption 1(v) holds true, we also have

$$\|\widehat{\Gamma}^{(st)}(0)^{-1} - \Gamma^{(st)}(0)^{-1}\|_{\infty} = O_P(k_3(p)^2 k_2(p) k_1(p)^2 (k_1(p))^{2.5} \sqrt{g(p, d, n)/n} + (\log(p)/n)^{(1-\beta)/2})$$

and

$$\|\widehat{\Gamma}^{(st)}(0)^{-1} - \Gamma^{(st)}(0)^{-1}\|_2 = O_P(k_1(p)^{1.5} \sqrt{g(p, d, n)/n} + k_2(p) (\log(p)/n)^{(1-\beta)/2}).$$

Remark 1. Lemma 4, Theorem 2, and the bootstrap approach suggested in Section 5 require a row- and column-wise consistent estimator of the VAR slope parameters whereas Lemma 3 requires only that the estimators $\widehat{A}_1, \dots, \widehat{A}_d$ are row-wise consistent. Hence, the adaptive lasso is an estimator which allows for consistent point estimation of the impulse response functions and additional thresholding in the sense of (9) is required in order to obtain the de-sparsified estimators used. The additional thresholding step would also lead to consistent point estimators. However, the additional thresholding may not improve the finite sample behavior of the point estimator; see Krampe and Paparoditis (2020). Consequently, we recommend to use a row-wise consistent estimator, such as the adaptive lasso, as a point estimator and to use the additional thresholding given in (9) in order to obtain row- and column-wise consistent estimators which only will be used for the estimation of $\Gamma^{(st)}(0)$ and for the bootstrap procedure.

4 Inference for Θ

In the previous section estimators of Ψ_h , $h = 1, 2, \dots, H$, have been derived. In structural impulse response analysis the parameters of interest are the elements of the matrices $\Theta_h = \Psi_h B$, $h = 0, \dots, H$, which are given by $e_j^{\top} \Theta_h e_r = e_j^{\top} \Psi_h B e_r$ for indices $j \in G_{j,r}$. Here $G_{j,r} \subset \{1, \dots, p\}$ refers to the set of variables of interest, while the index r to the shock of interest. Hence in order to construct an estimator for Θ_h , $h = 0, \dots, H$, we need to estimate the matrix B .

Usually, B is derived by a decomposition of Σ_{ε} based on certain constraints; see among others, Chapters 8-11 in Kilian and Lütkepohl (2017). Suppose that such a decomposition exists. Then $B e_r = g_r(\Sigma_{\varepsilon; i_1, j_1}, \dots, \Sigma_{\varepsilon; i_{m_r(p)}, j_{m_r(p)}})$ for some function g_r and $m_r(p) \in \{1, \dots, p^2\}$. If such a decomposition

is sufficiently smooth and the estimator of Σ_ε is asymptotically Gaussian, then a Gaussian limit may be established for the corresponding estimator of B . Note that in the low-dimensional case the sample covariance obtained from the estimated residuals is a consistent and asymptotically Gaussian estimator of Σ_ε . However, this is not true in the high-dimensional setting; see among others Bickel and Levina (2008). This is why we need some additional conditions on B , like (approximate) sparsity in order to obtain consistent estimators of this matrix; see Cai et al. (2016) for an overview of estimators of structured covariance matrices. The sparsity setting used and the smoothness conditions needed are specified in Assumption 2 below. We denote by $\widehat{B}^{(re)}$ a regularized, e.g., thresholded, estimator of B which is consistent with respect to both matrix norms $\|\cdot\|_l$, $l \in \{1, \infty\}$, and the limiting distribution of which may not be Gaussian. Additionally, we denote by $\widehat{B}^{(de)}$ an estimator of B which can be used to achieve a Gaussian limit but may not be consistent with respect to some matrix norm, see equation (12) for details. Such an estimator $\widehat{B}^{(de)}$ is constructed in a different way than the de-sparsified estimator of Ψ_h proposed in the previous section. Nevertheless, it also has a Gaussian limit similar to $\widehat{\Psi}_k^{(de)}$ which is not the case for the regularized estimators $\widehat{\Psi}_k^{(re)}$ and $\widehat{B}^{(re)}$. This is the reason why the notation $\widehat{B}^{(de)}$ for this estimator is used. In other words, we have two estimators for B : one which is consistent with respect to some matrix norm and which is denoted by $\widehat{B}^{(re)}$ and one which is used for inference and denoted by $\widehat{B}^{(de)}$. This is very similar to what we have for the parameter matrices Ψ_k .

To proceed with our theoretical results, we first state our assumptions on the matrix B . For this we adapt the class of approximate sparse covariance matrices discussed in Bickel and Levina (2008). We define two classes of matrices:

$$\mathcal{U}_\beta^*(k_{2,2}(p), M) = \{A = (a_{ij})_{i=1, \dots, p_1, j=1, \dots, p_2} \in \mathbb{R}^{p_1 \times p_2} : \max_i \sum_{j=1}^{p_2} |a_{ij}|^\beta \leq k_{2,2}(p), \\ \max_j \sum_{i=1}^{p_1} |a_{ij}|^\beta \leq k_{2,2}(p), \max_{i,j} |a_{ij}| \leq M\}$$

and

$$\mathcal{U}_\beta(k_{2,3}(p), M) = \{A = (a_{ij})_{i=1, \dots, p_2, j=1, \dots, p_2} \in \mathbb{R}^{p_2 \times p_2}, A = A^\top, A \text{ pos. def.} : \max_i \sum_{j=1}^{p_2} |a_{ij}|^\beta \leq k_{2,3}(p), \\ \max_{i,j} |a_{ij}| \leq M\},$$

where $\beta \in [0, 1)$. $\mathcal{U}_\beta^*(k_{2,2}(p), M)$ is the non-symmetric version of $\mathcal{U}_\beta(k_{2,3}(p), M)$ which is defined as in Bickel and Levina (2008).

Assumption 2. Let $\Sigma_\varepsilon = BB^\top$, $\varepsilon_t = (\varepsilon_{t,1}^\top, \varepsilon_{t,2}^\top)^\top = B(u_{t,1}^\top, u_{t,2}^\top)^\top$, $\text{Var}(u_t) = I_p$, $t \in \mathbb{Z}$, and $B = \begin{pmatrix} B_1 & 0 \\ D & B_2 \end{pmatrix}$. Additionally, let $u_{t,1}$ and $u_{t,2}$ be independent and use the following notation: $\Sigma_{\varepsilon_1 \varepsilon_1} = \text{var}(\varepsilon_{t,1}) = B_1 B_1^\top$, $\Sigma_{\varepsilon \varepsilon_1} = \text{Cov}(\varepsilon_t, \varepsilon_{t,1})$ and $\Sigma_{w_2 w_2} = B_2 B_2^\top = \text{Var}(w_{t,2})$, $w_{t,2} = \varepsilon_{t,2} - D u_{t,1}$. Furthermore, let $B_1 \in \mathbb{R}^{k_{2,1}(p) \times k_{2,1}(p)}$, $\|B_1\|_{\max} \leq M$, $\|B_1\|_l = O(k_{2,1}(p))$, $\|B_1^{-1}\|_l = O(k_{2,1}(p))$, $\|B_1^{-1}\|_2 = O(1)$, $l \in \{1, \infty\}$, $B_1 = g_1(B_1 B_1^\top)$, where g_1 is some known function which is Lipschitz-continuous with respect to $\|\cdot\|_l$, $l \in \{1, \infty\}$, with Lipschitz-constant K independent of p in a neighborhood around

$B_1 B_1^\top = \Sigma_{\varepsilon_1 \varepsilon_1}$. Furthermore, for vectors $u, v \in \mathbb{R}^{k_{2,1}(p)}$, $\|u\|_1 = \|v\|_1 = 1$, the function $u^\top g_1(\text{vech}(\cdot))v$ is differentiable and the derivative $\nabla g_{1,u,v}(\cdot)$ is Lipschitz-continuous with respect to $\|\cdot\|_2$ with Lipschitz-constant K independent of p . Additionally, $D \in \mathcal{U}_\beta^*(k_{2,2}(p), M)$ and $B_2 B_2^\top \in \mathcal{U}_\beta(k_{2,3}(p), M)$. Let $k_2(p) = 2k_{2,1}(p)(k_{2,1}(p) + k_{2,2}(p)) + k_{2,3}(p)$.

Assumption 2 is imposed in order to extend the identification schemes used in the low-dimensional to the high-dimensional setting. The innovations $\{\varepsilon_t\}$ are divided into two parts, $\{\varepsilon_{t,1}\}$ and $\{\varepsilon_{t,2}\}$, where $\{\varepsilon_{t,1}\}$ is of size $k_{2,1}(p)$ and can be considered as low-dimensional. The same holds true for the structural innovations $\{u_t\}$ and the shock of interest $\{u_{t,r}\}$, for $r \in \{1, 2, \dots, k_{2,1}(p)\}$ as a component of the sub-vector $\{u_{t,1}\}$. As we do not address identification of $\{u_{t,2}\}$, that is of the second part of $\{u_t\}$, we are in a framework of partial identification. Recall that in the low-dimensional setting, only $\{\varepsilon_{t,1}\}$ is considered whereas $\{\varepsilon_{t,2}\}$ is ignored completely. That is, shock identification in this setting is based on $\{\varepsilon_{t,1}\}$ only. The shocks we have in mind are of similar nature as the ones in the low-dimensional setting, like for instance, monetary policy shocks or oil-price shocks. Since a broad literature exists on how these shocks can be successfully identified in the low-dimensional setting, i.e., based on $\{\varepsilon_{t,1}\}$ only, we follow these lines here. This leads to the assumption that the upper-right part of B is a submatrix of zeros and that $\{u_{t,1}\}$ and $\{u_{t,2}\}$ are independent. In other words, if the upper-right part of B is nonzero or $\{u_{t,1}\}$ and $\{u_{t,2}\}$ are not independent, shock identification of $\{u_{t,1}\}$ based on $\{\varepsilon_{t,1}\}$ only, will not be possible. Similarly, shock identification in the low-dimensional setting would also be a problem. Hence, our assumption on B generalizes the low-dimensional setting without contradicting it.

We focus on the identification by short-run restrictions and assume that the used restrictions define a smooth function g_1 such that $B_1 = g_1(\text{Var}(\varepsilon_{t,1}))$. For instance, g_1 could be the function produced by a Cholesky decomposition with permutation. Note that $\text{Var}(\varepsilon_{t,1})$ has no restrictions. Apart from the aforementioned identification assumptions, our goal is to restrict the covariance of $\{\varepsilon_t\}$ as weakly as possible. However, some restrictions have to be imposed in order to obtain consistent estimators in the high-dimensional case. For this we follow the literature on high-dimensional covariance estimation and assume an approximate sparse structure slightly modified to fit the partition of B . Note that the matrix B itself is not a covariance matrix, but only $B B^\top$ is.

Lemma 5 shows that $B e_r$, i.e., the part of B identified by the shock of interest r , can be consistently estimated by the regularized estimator $\widehat{B}^{(re)} e_r = ((\widehat{B}_1 e_r)^\top, (\widehat{D}^{(re)} e_r)^\top)^\top$. Furthermore, Σ_ε can be consistently estimated with respect to the matrix norms $\|\cdot\|_l, l \in \{1, \infty\}$, using Assumption 2 and the threshold strategies for (approximate) sparse covariance matrices suggested by Cai and Liu (2011) and Rothman et al. (2009).

Lemma 5. *Under Assumption 1 (i),(ii),(iii)a), and Assumption 2 we have for $r \in \{1, \dots, k_{2,1}(p)\}$*

$$\|(\widehat{B}^{(re)} - B) e_r\|_1 = O_P((k_{2,1}(p) + k_{2,2}(p))(\log(p)/n)^{(1-\beta)/2}),$$

where $\widehat{B}^{(re)} e_r = ((\widehat{B}_1 e_r)^\top, (\widehat{D}^{(re)} e_r)^\top)^\top$, and

$$\|\widehat{\Sigma}_\varepsilon - \Sigma_\varepsilon\|_l = O_P(k_2(p)(\log(p)/n)^{(1-\beta)/2}), \quad l \in [1, \infty].$$

Here

$$\widehat{\Sigma}_\varepsilon = \begin{pmatrix} \widehat{B}_1 & 0 \\ \widehat{D}^{(re)} & 0 \end{pmatrix} \begin{pmatrix} \widehat{B}_1^\top & (\widehat{D}^{(re)})^\top \\ 0 & 0 \end{pmatrix} + \begin{pmatrix} 0 & 0 \\ 0 & \widehat{\Sigma}_{w_2 w_2}^{(re)} \end{pmatrix}, \quad (11)$$

$\widehat{B}_1 = g_1(1/(n-d) \sum_{t=d+1}^n \widehat{\varepsilon}_{t,1} \widehat{\varepsilon}_{t,1}^\top)$, $\widehat{D}^{(re)} = \text{THR}_\lambda(\widehat{D}^{(de)})$, $\widehat{D}^{(de)} = 1/(n-d) \sum_{t=d+1}^n \widehat{\varepsilon}_{t,2} ((\widehat{B}_1)^{-1} \widehat{\varepsilon}_{t,1})^\top$, $\widehat{\Sigma}_{w_2 w_2}^{(re)} = \text{THR}_\lambda(1/(n-d) \sum_{t=d+1}^n (\widehat{\varepsilon}_{t,2} - \widehat{D}^{(re)} (\widehat{B}_1)^{-1} \widehat{\varepsilon}_{t,1}) (\widehat{\varepsilon}_{t,2} - \widehat{D}^{(re)} (\widehat{B}_1)^{-1} \widehat{\varepsilon}_{t,1})^\top)$ and THR_λ is a threshold function with threshold value λ ; see Cai and Liu (2011) and Rothman et al. (2009). Furthermore, $\widehat{\varepsilon}_t = \tilde{\varepsilon}_t - 1/(n-d) \sum_{t=d+1}^n \tilde{\varepsilon}_t$, $\tilde{\varepsilon}_t = X_t - \sum_{s=1}^d \widehat{A}^{(s)} X_{t-s} = X_t - \widehat{\Xi}^{(re)} W_{t-1}$, $t = d+1, \dots, n$, are the centered, estimated residuals of ε_t .

The estimator $\widehat{B}^{(re)} e_r$ is (partly) obtained by thresholding. This thresholding operation affects the limiting behavior of the estimator and, for this reason, the following non-thresholded estimator is used for inference

$$\widehat{B}^{(de)} e_r := \begin{pmatrix} g_1(\text{vech}(1/(n-d) \sum_{t=d+1}^n \widehat{\varepsilon}_{t,1} \widehat{\varepsilon}_{t,1}^\top)) \\ \widehat{D}^{(de)} \end{pmatrix} e_r. \quad (12)$$

Note that g_1 is the differentiable function determined by the constraints imposed such that the shock of interest can be identified using the variance of $\{\varepsilon_{t,1}\}$. Theorem 6 below, shows that, for a vector $v \in \mathbb{R}^p$, $v^\top \widehat{B}^{(de)} e_r$ appropriately scaled and centered, possesses a Gaussian limit.

Theorem 6. *Under Assumption 1 and Assumption 2 we have for $r \in \{1, \dots, k_{2,1}(p)\}$ and any vector $v = (v_1^\top, v_2^\top)^\top \in \mathbb{R}^{k_{2,1}(p) + (p - k_{2,1}(p))}$ with $s.e._B(v, r) \neq 0$ and $\|v\|_1 / \|v\|_2 = O(k_1(p))$, that*

$$\frac{\sqrt{n} v^\top (\widehat{B}^{(de)} - B) e_r}{\widehat{s.e.}_B(v, r)} = \frac{\sqrt{n}}{\widehat{s.e.}_B(v, r)} (v_1^\top, v_2^\top) \left[\begin{pmatrix} g_1(\text{vech}(\frac{1}{n-d} \sum_{t=d+1}^n \widehat{\varepsilon}_{t,1} \widehat{\varepsilon}_{t,1}^\top)) \\ \widehat{D}^{(de)} \end{pmatrix} - \begin{pmatrix} B_1 \\ D \end{pmatrix} \right] e_r \xrightarrow{d} \mathcal{N}(0, 1).$$

Here

$$\begin{aligned} \widehat{s.e.}_B(v, r)^2 &= \frac{1}{n-d} \sum_{t=d+1}^n \left(\sum_{i=1}^{k_{2,2}(p)} \sum_{j=1}^i (\nabla g_{1, v_1, e_r}(\text{vech}(\frac{1}{n-d} \sum_{t_2=d+1}^n \widehat{\varepsilon}_{t_2,1} \widehat{\varepsilon}_{t_2,1}^\top))) \right. \\ &\quad + \nabla g_{1, -\widehat{B}_1^{-1} e_r, (\widehat{D}^{(re)})^\top v_2}(\text{vech}(\frac{1}{n-d} \sum_{t_2=d+1}^n \widehat{\varepsilon}_{t_2,1} \widehat{\varepsilon}_{t_2,1}^\top))_{(i-1)i/2+j} e_i^\top (\widehat{\varepsilon}_{t,1} \widehat{\varepsilon}_{t,1}^\top - \widehat{B}_1 \widehat{B}_1^\top) e_j \\ &\quad \left. + v_2^\top (\widehat{D}^{(re)}) (\widehat{B}_1^{-1} \widehat{\varepsilon}_{t,1} \widehat{\varepsilon}_{t,1}^\top (\widehat{B}_1^{-1})^\top - I_{k_{2,2}(p)}) e_r \right)^2 + v_2^\top (\widehat{D}^{(re)}) \Sigma_{w_2 w_2}^{(re)} (\widehat{D}^{(re)})^\top v_2 \end{aligned}$$

and

$$\begin{aligned} s.e._B(v, r)^2 &= \text{Var} \left(\sum_{i=1}^{k_{2,2}(p)} \sum_{j=1}^i (\nabla g_{1, v_1, e_r}(\text{vech}(\Sigma_{\varepsilon_1 \varepsilon_1})) + \nabla g_{1, -B_1^{-1} e_r, D^\top v_2}(\text{vech}(\Sigma_{\varepsilon_1 \varepsilon_1}))_{(i-1)i/2+j} \varepsilon_{t,i} \varepsilon_{t,j} \right. \\ &\quad \left. + v_2^\top D u_{t,1} u_{t,1}^\top e_r \right) + v_2^\top D \Sigma_{w_2 w_2} D^\top v_2. \end{aligned}$$

Furthermore,

$$\max_s \left| \sqrt{n} e_s^\top \left(\begin{pmatrix} g_1(\text{vech}(1/(n-d) \sum_{t=d+1}^n \widehat{\varepsilon}_{t,1} \widehat{\varepsilon}_{t,1}^\top)) \\ \widehat{D}^{(de)} \end{pmatrix} - \begin{pmatrix} B_1 \\ D \end{pmatrix} \right) e_r / \widehat{s.e.}_B(e_s, r) \right| = O_P(\sqrt{\log(p)}).$$

Observe that the asymptotic variance of $\widehat{B}^{(de)}e_r$ also depends on the fourth-order moments of $\{\varepsilon_{t,1}\}$ and on the derivative of the function g_1 . The Gaussian approximation derived can in principle be used to construct confidence intervals. However, we prefer to use instead the bootstrap approach introduced in the next section, which among others, avoids an explicit estimation of the standard deviation $s.e.B$.

Now, given de-sparsified estimators for B and for Ψ_h , respectively, we can move on with the construction of a suitable estimator for the parameter of interest $\Theta_{h;jr} = e_j^\top \Theta_h e_r = e_j^\top \Psi_h B e_r$. Observe that in the high-dimensional setting considered here, the statistic $e_j^\top (\widehat{\Psi}_h^{(de)} \widehat{B}^{(de)}) e_r$ is not a suitable candidate for estimating $\Theta_{h;jr}$. This is due to the fact that $\widehat{\Psi}_h^{(de)}$ and $\widehat{B}^{(de)}$ are estimators which are not necessarily consistent with respect to some matrix norm. Therefore, the error term $\sqrt{n} e_j^\top (\widehat{\Psi}_h^{(de)} - \Psi_h) (\widehat{B}^{(de)} - B) e_r$ can grow with p . This implies that the variance of $\sqrt{n} (e_j^\top (\widehat{\Psi}_h^{(de)} \widehat{B}^{(de)}) e_r - e_j^\top \Psi_h B e_r)$ may diverge. To take care of this, the following estimator of $\Theta_{h;jr}$ is proposed,

$$\widehat{\Theta}_{h;jr}^{(de)} = e_j^\top (\widehat{\Psi}_h^{(de)} \widehat{B}^{(de)}) e_r - e_j^\top (\widehat{\Psi}_h^{(de)} - \widehat{\Psi}_h^{(re)}) (\widehat{B}^{(de)} - \widehat{B}^{(re)}) e_r. \quad (13)$$

Notice that the second term is included in the above expression in order to control the estimation error $\sqrt{n} e_j^\top (\widehat{\Psi}_h^{(de)} - \Psi_h) (\widehat{B}^{(de)} - B) e_r$. Combining the results of Theorem 2 and Theorem 6, we can establish a Gaussian limit for $\widehat{\Theta}_{h;jr}^{(de)}$ given in (13). This is stated in the following theorem.

Theorem 7. *Let $r \in \{1, \dots, k_{2,1}(p)\}$ be the shock of interest and $j \in \{1, \dots, p\}, h \in \{0, \dots, H\}$. If Assumption 1 and Assumption 2 hold, then, as $n \rightarrow \infty$,*

$$\frac{\sqrt{n}}{\widehat{s.e.}_{\Theta}(h, j, r)} (\widehat{\Theta}_{h;jr}^{(de)} - \Theta_{h;jr}) \xrightarrow{d} \mathcal{N}(0, 1),$$

where $\widehat{s.e.}_{\Theta}(h, j, r)^2 = \widehat{s.e.}_{\Psi}(j, h, \widehat{B}^{(re)} e_r)^2 + \widehat{s.e.}_B(\widehat{\Psi}_k^{(re)} e_j, r)^2$

Similar to the low-dimensional case, for which the estimator of the variance of the innovations is asymptotically independent of the estimator of the slope parameters, we get here the result that the asymptotic variance of $\widehat{\Theta}_{h;jr}^{(de)}$ is just the sum of the variances of the two estimators $\widehat{\Psi}_h^{(de)}$ and $\widehat{B}^{(de)}$.

5 Bootstrap

In this section we propose a valid bootstrap procedure for estimating the distribution of the estimator $\widehat{\Theta}^{(de)}$ given in (13). This estimator uses the two estimators $\widehat{\Psi}^{(de)}$ and $\widehat{B}^{(de)}$. As the asymptotic variance of $\widehat{B}^{(de)}$ also depends on the fourth-order moment structure of $\{\varepsilon_t\}$, a valid bootstrap approach does not only need to imitate the second-order but also the fourth-order moments of $\{\varepsilon_t\}$. Clearly, this cannot be achieved by generating the pseudo innovations from a Gaussian distribution having a variance given by a thresholded (and consistent) estimator of Σ_ε . Similarly, generating the pseudo innovations by drawing with replacement from the estimated residuals $\{\widehat{\varepsilon}_t\}$ is not a valid procedure either. The reason is that the sample covariance matrix $1/(n-d) \sum_{t=d+1}^n \widehat{\varepsilon}_t \widehat{\varepsilon}_t^\top$ is not a consistent estimator of Σ_ε in the high-dimensional case.

However, observe that only the fourth-order moments of the subvector $\varepsilon_{t,1}$ have to be imitated in the bootstrap world and not those ones of the entire innovation vector ε_t in our setting and under validity of Assumption 2. This, can be achieved by drawing with replacement from the empirical distribution of the estimated residuals $\widehat{\varepsilon}_{t,1}$ only. Hence, given estimators $\widehat{A}_1^{(thr)}, \dots, \widehat{A}_d^{(thr)}, \widehat{B}_1, \widehat{D}^{(re)}, \widehat{\Sigma}_{w_2 w_2}$ of the structural autoregressive model, the following bootstrap algorithm can be used to estimate the distribution of interest.

Step 1: Generate pseudo innovations $\{\varepsilon_t^* = (\varepsilon_{t,1}^*, \varepsilon_{t,2}^*), t \in \mathbb{Z}\}$, where $\varepsilon_{t,1}^*$ is drawn with replacement from the set of estimated residuals $\{\widehat{\varepsilon}_{t,1}, t = d+1, \dots, n\}$ and $\varepsilon_{t,2}^*$ is generated as $\varepsilon_{t,2}^* = \widehat{D}^{(re)} \widehat{B}_1^{-1} \varepsilon_{t,1}^* + w_{t,2}^*$, where the pseudo random variables $w_{t,2}^*$ are i.i.d. having a $\mathcal{N}(0, \widehat{\Sigma}_{w_2 w_2})$ distribution.

Step 2: Generate a pseudo time series $X_1^*, X_2^*, \dots, X_n^*$ using the model equation

$$X_t^* = \sum_{s=1}^d \widehat{A}_s^{(thr)} X_{t-s}^* + \varepsilon_t^*, \quad t = 1, 2, \dots, n$$

and some starting values $X_0^*, X_{-1}^*, \dots, X_{1-d}^*$. The starting values could be obtained by an burn-in approach.

Step 3: Let $\widehat{\Theta}_{h;jr}^{*(de)}$ be the same de-sparsified estimator of $\Theta_{h;jr}$ as the estimator $\widehat{\Theta}_{h;jr}^{(de)}$ given in (13), but based on the pseudo time series $X_1^*, X_2^*, \dots, X_n^*$.

Step 4: Approximate the distribution of $\sqrt{n}(\widehat{\Theta}_{h;jr}^{(de)} - \Theta_{h;jr})$ by that of the bootstrap analogue $\sqrt{n}(\widehat{\Theta}_{h;jr}^{*(de)} - \widehat{\Theta}_{h;jr}^{(boot)})$, where $\widehat{\Theta}_{h;jr}^{(boot)} = e_j^\top f_h(\widehat{A}_1^{(thr)}, \dots, \widehat{A}_d^{(thr)})(\widehat{B}_1^\top, (\widehat{D}^{(re)})^\top)^\top e_r$.

Notice that the pseudo innovations $\{\varepsilon_t^*\}$ generated in Step 1 satisfy Assumption 2. Furthermore, if the VAR estimators fulfill Assumption 1, then the pseudo time series generated by the above bootstrap algorithm, (asymptotically) stems from a sparse VAR(d) model which imitates the properties of the underlying VAR(d) model. Note that the estimator $\widehat{A}_s^{(thr)}$ instead of \widehat{A}_s is used in Step 2 of the bootstrap procedure since the additional thresholding step ensures that the VAR model used is sparse; see also Lemma 9 in Krampe et al. (2020).

The following theorem establishes validity of the bootstrap procedure proposed in consistently estimating the distribution of the de-sparsified estimators of interest. In this theorem, Mallows's d_2 metric is used to measure the distance between two distributions. For two random variables X and Y with cumulative distribution functions F_X and F_Y , respectively, Mallows's distance between F_X and F_Y is defined as $d_2(X, Y) = \{\int_0^1 (F_X^{-1}(x) - F_Y^{-1}(x))^2 dx\}^{1/2}$, see Bickel and Freedman (1981).

Theorem 8. *Let $r \in \{1, \dots, k_{2,1}(p)\}$ be the shock of interest and $j \in \{1, \dots, p\}, h \in \{0, \dots, H\}$. If Assumption 1 and Assumption 2 hold, then, as $n \rightarrow \infty$,*

$$d_2\left(\frac{\sqrt{n}}{\widehat{s.e.}_{\Theta}(h, j, r)}(\widehat{\Theta}_{h;jr}^{(de)} - \Theta_{h;jr}), \frac{\sqrt{n}}{\widehat{s.e.}_{\Theta}^*(h, j, r)}(\widehat{\Theta}_{h;jr}^{*(de)} - \widehat{\Theta}_{h;jr}^{(boot)})\right) = o_P(1).$$

Theorem 8 enables the use of the bootstrap in order to construct confidence intervals for impulse responses. The next section is devoted to the practical implementation of the inference procedure proposed and to numerical investigations.

6 Numerical Results

We first describe the practical implementation of the bootstrap procedure used to construct confidence intervals for the set of impulse response coefficients of interest. We then investigate the finite sample performance of the procedure proposed by means of simulations and, finally, we illustrate our approach by means of a real-life data application.

All results presented in this section are based on implementations in *R* (R Core Team, 2019). As suggested in Remark 1, we use the adaptive lasso with tuning parameter λ_n , (Kock and Callot, 2015, Section 4) to produce point-estimates of the impulse responses. Furthermore, a hard thresholded adaptive lasso estimator with threshold parameter $a_n = \lambda_n$ is used to construct the de-sparsified estimator and to generate the bootstrap data. The tuning parameter λ_n has been selected with the help of the Bayesian Information Criterion (BIC). To implement adaptive lasso with tuning parameter selection, we have used the *HDeconometrics* package (Garcia et al., 2017) that itself relies on the *glmnet* package (Simon et al., 2011). The innovations' covariance matrix Σ_ε has been estimated using the estimator proposed in Lemma 5 with soft thresholding and tuning parameter selection by cross validation. Our implementation is a slightly modified version of the implementations in the packages *PDCSE* (Rothman, 2013) and *FinCovRegularization* (Yan and Lin, 2016).

In the following remark, we first elaborate how the bootstrap procedure proposed in the previous section is used to construct the confidence intervals of interest.

Remark 2. Let $\widehat{\Theta}_{h;jr}^{(re)}$ be the regularized estimator, $\widehat{\Theta}_{h;jr}^{(de)}$ be the de-sparsified estimator, and $\widehat{\Theta}_{h;jr}^{*(de)}$ be the de-sparsified bootstrap estimator. For the de-sparsified estimator we derived in Theorem 7 a Gaussian limiting distribution whereas the limiting distribution of the regularized estimator is unknown. Findings in the simpler i.i.d. case suggest that this unknown distribution would neither be Gaussian nor it is clear how this distribution can be appropriately approximated using the bootstrap, see Knight and Fu (2000) and Chatterjee and Lahiri (2010). This is the main reason why de-sparsified estimators have been introduced. By Theorem 8 we have the result that the distribution of $\sqrt{n}(\widehat{\Theta}_{h;jr}^{(de)} - \Theta_{h;jr})$ is consistently estimated by the bootstrap distribution of $\sqrt{n}(\widehat{\Theta}_{h;jr}^{*(de)} - \widehat{\Theta}_{h;jr}^{(boot)})$. Denote by $q^*(\alpha)$ the α -quantile of the bootstrap distribution $\sqrt{n}(\widehat{\Theta}_{h;jr}^{*(de)} - \widehat{\Theta}_{h;jr}^{(boot)})$ and notice that this quantile refers to the bootstrap distribution of the de-sparsified estimator. The regularized as well as the de-sparsified estimator are both point-wise consistent, that is, both can be used as point-estimators. However, in contrast to the regularized estimator and by construction, the variance of the de-sparsified estimator does not decrease as the response horizon h increases. A decreasing of the variance of the estimator is, however, expected, since the coefficients $\Theta_{h;jr}$ decrease asymptotically exponentially fast to zero as h increases. Furthermore, preliminary simulations

show that de-sparsified estimators also have a larger variability than regularized estimators. For these reasons, we prefer to use the regularized estimator $\widehat{\Theta}_{h;jr}^{(re)}$ as a point estimator and to construct a confidence interval using the bootstrap distribution of $\sqrt{n}(\widehat{\Theta}_{h;jr}^{*(de)} - \widehat{\Theta}_{h;jr}^{(boot)})$ centered around $\widehat{\Theta}_{h;jr}^{(re)}$. In particular, a $(1 - \alpha)$ confidence interval for $\Theta_{h;jr}$ is constructed as

$$\left[\widehat{\Theta}_{h;jr}^{(re)} - \frac{1}{\sqrt{n}}q^*(1 - \alpha/2), \widehat{\Theta}_{h;jr}^{(re)} - \frac{1}{\sqrt{n}}q^*(\alpha/2) \right]. \quad (14)$$

In contrast to the confidence interval centered at $\widehat{\Theta}_{h;rs}^{(de)}$, that is, $[\widehat{\Theta}_{h;jr}^{(de)} - q^*(1 - \alpha/2)/\sqrt{n}, \widehat{\Theta}_{h;jr}^{(de)} - q^*(\alpha/2)/\sqrt{n}]$, the confidence interval (14) may overshoot the nominal level $1 - \alpha$ in finite samples. Notice that both confidence intervals have the same length $(q^*(1 - \alpha/2) - q^*(\alpha/2))/\sqrt{n}$. Furthermore, both intervals have asymptotically the correct level and the aforementioned possible loss of coverage of the interval (14) in finite samples, is not accompanied with a gain in power since its length is not affected by the centering. Consequently, (14) is recommend as a (possibly conservative) confidence interval for $\Theta_{h;jr}$ in the high-dimensional setting.

Often, time series are assumed to be integrated of order one such that their first differences, say $X_t = \mathcal{Y}_t - \mathcal{Y}_{t-1}$, $t = 2, 3, \dots, n$, can be modeled as stationary time series. However, most practitioners prefer to analyse impulse responses using the levels than the first differences. In order to obtain impulse responses for the levels $\{\mathcal{Y}_t\}$ a cumulative sum of the impulse responses of $\{X_t\}$ can be used; see Section 12.6 in Kilian and Lütkepohl (2017). To elaborate, let $\Theta_{k;sr}$ be the impulse response for variable s of the process $\{X_t\}$ to shock r at horizon k . Then, the impulse response for variable s of process $\{\mathcal{Y}_t\}$ to shock r at horizon h is given by $\Theta_{h;sr}^{\mathcal{Y}} := \sum_{k=0}^h \Theta_{k;sr}$. The de-sparsified and regularized estimates are transformed analogously such that a confidence interval analogue to (14) can be obtained.

6.1 Simulations

We have generated two sets of multiple time series of different dimensions where the data generating processes (DGPs) is of the form $X_t = \sum_{j=1}^4 A_j X_{t-j} + \varepsilon_t$, $t = 1, \dots, n$, with $\varepsilon_t \sim i.i.d. \mathcal{N}(0, \Sigma_\varepsilon)$. The parameters of the DGPs have been obtained from VAR(4) models fitted to multiple time series taken from the data set provided by Mohaddes and Raissi (2018). We analyze these multiple time series in a real-data example in Section 6.2. The data set contains several macroeconomic time series for a number of countries as well as three commodity price series. For further details we refer to Section 6.2.

DGP 1: The first DGP is obtained by fitting a VAR(4) model to 14 variables in first differences. This DGP corresponds to the sub-system analyzed in Section 6.2 which only contains the US, including the commodities, and the Euro area variables. The largest eigenvalue of the fitted VAR is 0.56 and the sparsity level is about 2.5%, meaning that the parameter matrices A_1, \dots, A_4 have in total 20 non-zero entries. This DGP is small enough to also compute the ordinary least squares (OLS) estimator. Therefore, we consider the OLS estimates and the confidence intervals given by the standard residual-based recursive-design bootstrap (Kilian and Lütkepohl, 2017, Section 12.2.1) as a benchmark.

DGP 2: The second DGP relates to the full system considered in Section 6.2. Besides the Euro area and the US, the full data set contains 25 further countries. The underlying VAR(4) has a dimension of $p = 137$. Its largest eigenvalue is 0.86 and it has a sparsity level of 1.6%. Furthermore, Σ_ε possesses a sparsity of 50% such that Σ_ε may not be sparse but only approximately sparse. In the Appendix, Figures 3 and 4 provide some graphical information on the slope and variance parameter matrices for this full-system DGP in the form of heat-maps.

Following the structure proposed in Assumption 2, the first block of ε_t for both VAR systems, $\varepsilon_{t,1}$, refers to the US block consisting of eight variables including the commodities. We are interested in the 8th structural shock which is partially identified by a Cholesky decomposition of the first eight variables. According to our real data example in Section 6.2 this shock may be interpreted as a US monetary policy shock. Given X_1, X_2, \dots, X_n we estimate $\Theta_{h;j8}, h = 0, \dots, 20, j = 1, \dots, 14$, as well as the cumulative impulse responses $\sum_{k=0}^h \Theta_{k;j8}, h = 0, \dots, 20, j = 1, \dots, 14$, and compute the corresponding confidence intervals. The confidence intervals corresponding to (14) are denoted as *De-Sp-CI*. The confidence intervals given by the aforementioned standard residual-based recursive-design bootstrap are denoted as *OLS-CI*. In the case of DGP 1 we compute the length-ratio of *De-Sp-CI* to *OLS-CI*. To be precise, the mean lengths of the confidence intervals given by *De-Sp-CI* are divided by the mean lengths of the confidence intervals given by *OLS-CI*. Since we consider first differences we present results both for the accumulated (*Cum*) as well as the non-accumulated (*Non-C*) impulse responses. We consider the samples sizes $n = 120$ and $n = 200$.

We only present the results for the horizons $h = 0, \dots, 5$ and a nominal level of 0.90. Moreover, we restrict our attention to the four variables $j = 6, 8, 12$ and 13 , which correspond to the US inflation rate, the US short-term interest rate, the Euro area inflation rate, and the Euro area GDP in the data set. The simulation results are displayed in Tables 1 for the US variables and in Table 2 for the Euro area variables. Further results are given in the Supplementary material. The presented results are based on 1,000 Monte Carlo repetitions and $B = 1,000$ bootstrap replications. Note that our identification scheme implies that the contemporaneous responses ($h = 0$) of the variables $j = 1, \dots, 7$ are zero by definition. Hence, the corresponding confidence intervals only include 0 and have a coverage of 1.

We start with discussing the results for DGP 1. Concerning the contemporaneous responses at $h = 0$, *De-Sp-CI* features a slight undercoverage for $n = 120$ and a near to perfect coverage in case of $n = 200$. For $h > 0$ we observe for both samples sizes an overcoverage of *De-Sp-CI* with coverage rates of one or close to one. As described in Remark 2, the overcoverage of *De-Sp-CI* is partly due to its construction. In contrast, *OLS-CI* has a clear undercoverage. For $h = 0$ this undercoverage is worst and leads to a coverage rate as low as 0.28, see Table 2. The undercoverage shrinks when the response horizon h increases and the sample size increases such that moderate to good coverage rates are achieved for $n = 200$ and $h \geq 4$.

The length-ratio shrinks with the sample size, which implies that the *De-Sp-CI* confidence intervals shrink faster than the *OLS-CI* intervals. Furthermore, the same length-ratio grows with h for the non-accumulated impulse responses as suggested by theory. While the variance of the de-sparsified estimator

		US inflation rate				US short-term interest rate			
		<i>Non-C</i>		<i>Cum</i>		<i>Non-C</i>		<i>Cum</i>	
h	n	120	200	120	200	120	200	120	200
DGP1 <i>De-Sp-CI</i>	0	1.00	1.00	1.00	1.00	0.94	0.94	0.94	0.94
	1	1.00	1.00	1.00	1.00	1.00	1.00	0.96	0.98
	2	0.99	1.00	0.99	1.00	1.00	1.00	0.98	0.99
	3	1.00	1.00	1.00	1.00	1.00	1.00	0.99	0.99
	4	1.00	1.00	1.00	1.00	1.00	1.00	0.99	1.00
	5	1.00	1.00	1.00	1.00	1.00	1.00	0.99	1.00
DGP1 <i>OLS-CI</i>	0	1.00	1.00	1.00	1.00	0.38	0.35	0.38	0.35
	1	0.62	0.75	0.62	0.75	0.65	0.76	0.62	0.73
	2	0.66	0.77	0.64	0.78	0.65	0.78	0.66	0.73
	3	0.70	0.80	0.66	0.78	0.70	0.79	0.69	0.76
	4	0.72	0.81	0.69	0.78	0.71	0.81	0.72	0.77
	5	0.83	0.95	0.70	0.81	0.85	0.94	0.73	0.80
DGP1 length- ratio <i>De-Sp-CI</i> to <i>OLS-CI</i>	0					8.27	6.78	8.27	6.78
	1	1.34	1.14	1.34	1.14	1.23	1.09	2.04	1.70
	2	1.38	1.19	1.40	1.18	1.23	1.09	1.95	1.67
	3	1.42	1.25	1.45	1.24	1.24	1.11	2.04	1.76
	4	1.43	1.30	1.48	1.27	1.25	1.16	1.99	1.76
	5	1.50	1.56	1.52	1.32	1.33	1.40	1.94	1.90
DGP2 <i>De-Sp-CI</i>	0	1.00	1.00	1.00	1.00	0.29	0.99	0.29	0.99
	1	0.98	0.99	0.98	0.99	0.89	0.99	0.93	0.99
	2	0.97	1.00	0.98	1.00	0.97	0.99	0.96	1.00
	3	0.95	1.00	0.97	1.00	0.96	1.00	0.95	1.00
	4	0.96	1.00	0.97	1.00	0.97	0.99	0.95	0.99
	5	0.97	1.00	0.98	1.00	0.95	1.00	0.96	1.00

Table 1: Empirical coverage rates of *De-Sp-CI* and *OLS-CI* for accumulated (*Cum*) and non-accumulated (*Non-C*) impulse responses for variable $j = 6, 8$, i.e., US inflation rate and US short-term interest rate, in DGP 1 and DGP 2.

		Euro area inflation rate				Euro area GDP			
		<i>Non-C</i>		<i>Cum</i>		<i>Non-C</i>		<i>Cum</i>	
h	n	120	200	120	200	120	200	120	200
DGP1 <i>De-Sp-CI</i>	0	0.81	0.86	0.81	0.86	0.93	0.94	0.93	0.94
	1	1.00	1.00	0.94	0.97	1.00	1.00	0.95	0.98
	2	1.00	1.00	0.98	0.99	1.00	1.00	0.96	0.99
	3	1.00	1.00	0.98	0.99	1.00	1.00	0.96	0.99
	4	0.98	0.98	0.97	0.98	1.00	1.00	0.97	0.99
	5	1.00	1.00	0.97	0.98	1.00	1.00	0.98	0.99
DGP1 <i>OLS-CI</i>	0	0.63	0.61	0.63	0.61	0.30	0.28	0.30	0.28
	1	0.64	0.78	0.62	0.70	0.64	0.75	0.64	0.73
	2	0.67	0.77	0.65	0.74	0.65	0.78	0.64	0.76
	3	0.67	0.80	0.66	0.76	0.70	0.81	0.66	0.77
	4	0.68	0.79	0.66	0.77	0.73	0.82	0.67	0.79
	5	0.74	0.85	0.69	0.78	0.84	0.95	0.71	0.82
DGP1 length- ratio <i>De-Sp-CI</i> to <i>OLS-CI</i>	0	1.54	1.18	1.54	1.18	7.30	6.81	7.30	6.81
	1	1.34	1.13	1.40	1.15	1.11	1.08	1.82	1.83
	2	1.42	1.20	1.42	1.17	1.15	1.14	1.51	1.58
	3	1.33	1.18	1.45	1.23	1.17	1.21	1.36	1.50
	4	1.53	1.42	1.55	1.38	1.18	1.23	1.33	1.45
	5	1.36	1.32	1.49	1.40	1.25	1.48	1.27	1.49
DGP2 <i>De-Sp-CI</i>	0	0.21	0.74	0.21	0.74	0.42	0.98	0.42	0.98
	1	0.94	0.99	0.23	0.80	0.93	0.99	0.86	0.99
	2	0.99	1.00	0.23	0.92	0.91	0.99	0.76	0.99
	3	0.98	1.00	0.23	0.96	0.87	0.99	0.65	0.99
	4	1.00	1.00	0.23	0.97	0.92	0.99	0.58	0.98
	5	1.00	1.00	0.23	0.97	0.96	1.00	0.64	0.99

Table 2: Empirical coverage rates of *De-Sp-CI* and *OLS-CI* for accumulated (*Cum*) and non-accumulated (*Non-C*) impulse responses for variable $j = 12, 13$, i.e., Euro area inflation rate and Euro area GDP, in DGP 1 and DGP 2.

of Ψ , and consequently of Θ , increases by construction with horizon h , this is not necessarily the case for the estimator of Ψ based on the relation (3). Indeed, *OLS-CI* is based on this relation of the MA and VAR parameter matrices. The length-ratio can be quite high for $h = 0$. Even ratios up to 8.5 are possible. However, *OLS-CI* shows a strong undercoverage in these cases indicating that the *OLS-CI* confidence intervals are too narrow. This suggests that the OLS estimation of the underlying VAR model leads to an in-sample overfit and, therefore, to a rather small residual variance.

We observe larger length-ratios for the accumulated impulse responses than for the non-accumulated ones in case of horizons beyond the impact period. However, the results clearly suggest that this is mainly due to the large length-ratios for $h = 0$ as the length-ratios regarding the non-accumulated responses are much closer to one for $h > 0$. In any case, the non-accumulated impulse responses are more informative about the “costs” of the overcoverage of *De-Sp-CI*. *De-Sp-CI* is 10% to 50% wider than *OLS-CI* but since *OLS-CI* features an undercoverage the true “costs” are smaller.

For DGP 2 we can observe quite similar results. Again, *De-Sp-CI* shows an overcoverage with coverage rates of one or close to one. However, there is one major difference. For $n = 120$ the contemporaneous responses at $h = 0$ of the variables $j = 8, 12, 13$ are not covered well. Coverage rates of 0.29, 0.21, and 0.42, respectively, are obtained. For $j = 8$, the same low coverage can be observed for the accumulated impulses responses in case of $h > 0$. Obviously, the low coverage at $h = 0$ affects the coverage for later response horizons ($h > 0$) due to accumulation.

Altogether, the simulations show that *De-Sp-CI* can be used to construct valid confidence intervals. The confidence intervals hold, in general, the nominal level but are conservative. In the case of the smaller DGP 1 for which *OLS-CI* is feasible, *OLS-CI* is way too liberal and *De-Sp-CI* are between 10% and 50% wider than *OLS-CI*.

6.2 Real data example

In this section, we investigate the effects of a contractionary US monetary policy shock on the US and the Euro area. To this end, we consider the data set of Mohaddes and Raissi (2018). This data set contains quarterly data for 33 countries for the time period 1979Q2-2016Q4. The 33 countries cover more than 90% of world GDP, see Table 1 in Mohaddes and Raissi (2018) for a list of included economies. With some exceptions the following variables are available for each country: the logarithm of real GDP, the quarterly inflation rate obtained as the first difference of the consumer price index (CPI), the logarithm of an equity price index deflated by the CPI, the logarithm of the real exchange rate expressed in US dollar, a nominal short-term interest rate, and nominal long-term interest rates. Additionally, commodity price indices for oil, agricultural raw material, and metals are included. This data set is an updated and enhanced version of the data used in Dees et al. (2007). Dees et al. (2007) investigate, among other things, the effects of a US monetary policy shock on the Euro area within the GVAR approach. Since Dees et al. (2007) pointed out that most of the time series seem to be integrated of order one, we take first differences of all variables. Furthermore, we exclude the period of the financial crisis and its aftermath.

Using PPP-adjusted GDP, we, finally, aggregate the countries belonging to the Euro area into a single economy. Hence, the data set used contains $p = 137$ time series and covers the time period 1979Q3-2007Q4 leading to $n = 114$ observations. We fit a VAR(4) to this multiple time series using adaptive lasso with tuning parameter selection by BIC as described in detail at the beginning of Section 6. This VAR(4) model has been used in the simulation section as DGP 2. Its estimated parameter matrices are displayed in Figure 3 in the appendix.

As we are only interested in the US monetary policy shock we can follow the framework of partial identification underlying Assumption 2. In our application, the first part of the reduced form innovations $\{\varepsilon_{t,1}\}$ refers to the US variables including the commodities and the second part $\{\varepsilon_{t,2}\}$ refers to the variables of all remaining countries. According to the decomposition of the contemporaneous impact matrix B in Assumption 2, this structure implies that the US and commodity variables do not contemporaneously depend on the second part of structural innovations $\{u_{t,2}\}$. We may associate these structural innovations with shocks emanating from countries other than the US. However, $\{u_{t,2}\}$ do not have an explicit economic interpretation in our case of partial identification. In order to identify the US monetary policy shock, we need to impose restrictions on B_1 , the upper diagonal block of B that captures the contemporaneous relations of the US variables to the first part of the structural innovations $\{u_{t,1}\}$. To this end, we follow Dees et al. (2007) and use a Cholesky decomposition of $\Sigma_{\varepsilon_1, \varepsilon_1} = B_1 B_1^\top$ with the following ordering: oil price index, agricultural raw material price index, metal price index, US long-term interest rates, US equity price index, US inflation rate, US GDP, and the US short-term interest rates. Then, the 8th innovation $u_{t,8}$, which is the last component of $\{u_{t,1}\}$, is considered to be the US monetary policy shock. Hence, the lower-triangular structure of B_1 implies that the commodity prices and the US variables other than the short term interest rate do not contemporaneously respond to the exogenous US monetary policy shock. Such a zero impact response can be economically motivated by assuming that the information set of the FED also contains the contemporaneous information on the first seven variables besides their past realizations, see Christiano et al. (1996) and Banbura et al. (2010). By contrast, only the past information on the variables of all remaining countries are part of this information set as they are ordered below the US short-term interest rate.

Two remarks are in order. First, our partial identification scheme is invariant to the ordering of the US and commodity variables before the 8th variable. This is a consequence of the properties of the Cholesky decomposition. Second, only the entries of the 8th column of the matrix B are of interest to analyze the effects of the US monetary policy shock. Thus, neither the ordering of the variables for the countries other than the USA is of any relevance nor we even need to consider B_2 , the lower diagonal block of B .

We apply our proposed bootstrap approach to obtain 90% confidence intervals. To be in line with Assumption 2 it is assumed that the structural innovations $\{u_{t,1}\}$ are not only uncorrelated but also independent of $\{u_{t,2}\}$. Note that this does not imply that the reduced form innovations of the first part, $\{\varepsilon_{t,1}\}$, are uncorrelated or even independent to the reduced form innovations of the second part, $\{\varepsilon_{t,2}\}$.

Indeed, relevant correlation of the innovations across the two parts is visible in Figure 4 in the appendix.

We focus on the responses of the US' and Euro area's short-term and long-term interest rates, inflation rates, and GDP over 20 quarters to a positive unit (one standard error), i.e., contractionary, US monetary policy shock. Thereby, we are able to analyze responses in the Euro area variables taking into account the dynamic interaction with the other countries. We display the corresponding accumulated impulse response functions in Figure 1.

After appropriate re-scaling, the magnitudes of the point estimates of the impulse responses are at a level comparable to the ones in Dees et al. (2007, Figure 5) obtained by the GVAR framework. However, a number of differences in terms of the shapes of the impulse response functions and the significance of the responses are visible. We highlight the most noteworthy ones. First, Dees et al. (2007, Figure 5) only observe two significant effects of a contractionary US monetary policy shock: a significant increase in the US short-term interest rate throughout all considered response horizons and a short-lived significant increase in the US inflation rate. Hence, the well-known price puzzle is present, see among others Christiano et al. (1996). By contrast, we do not observe the price puzzle in our framework. The US inflation rate decreases throughout the four years following a monetary policy shock. The negative response is even significant in the third and fourth quarters. Moreover, we observe a number of significant and economically plausible responses of the Euro area variables. While the increase in the two interest rates and the decrease in the inflation rate are just temporarily significant, the drop in GDP is persistently significant. Thus, our results indicate that the Euro area economy would need much longer to recover from a contractionary US monetary policy shock than implied by the findings of Dees et al. (2007, Figure 5). Their results suggest a recovery after four years. We would like to stress that we observe many significant responses despite a potential overcoverage of the confidence intervals that one may expect due to the arguments in Remark 2 and our simulation results. Nevertheless, a few bootstrap confidence intervals are rather wide such that some economically plausible responses turn out to be insignificant as e.g., in case of the US short-term interest rate.

In a next step, we have fitted a VAR(4) model to a sub-system that only contains US (including commodities) and Euro area variables. A comparison of the findings for this smaller sub-system with those for the full system enables us to figure out whether the other countries matter for the transmission of the US monetary policy shock to the Euro area. Moreover, as pointed out in subsection 6.1, we can also implement OLS-based inference for the sub-system by using the standard residual-based recursive-design bootstrap of Kilian and Lütkepohl (2017, Section 12.2.1).

Figure 2 shows the impulse responses and confidence intervals for our regularized approach (black lines) and the OLS-based approach (red lines). Let us first compare the results of these two approaches. To facilitate this comparison, the standard errors of the monetary policy shock are scaled to the same level. We indeed see a number of differences in terms of the magnitudes of the point estimates and, partly, the shapes of the impulse response functions. This applies to the Euro area GDP, the US and Euro area inflation rates, and, partly, to the Euro area long-term interest rate. While the regularized approach now

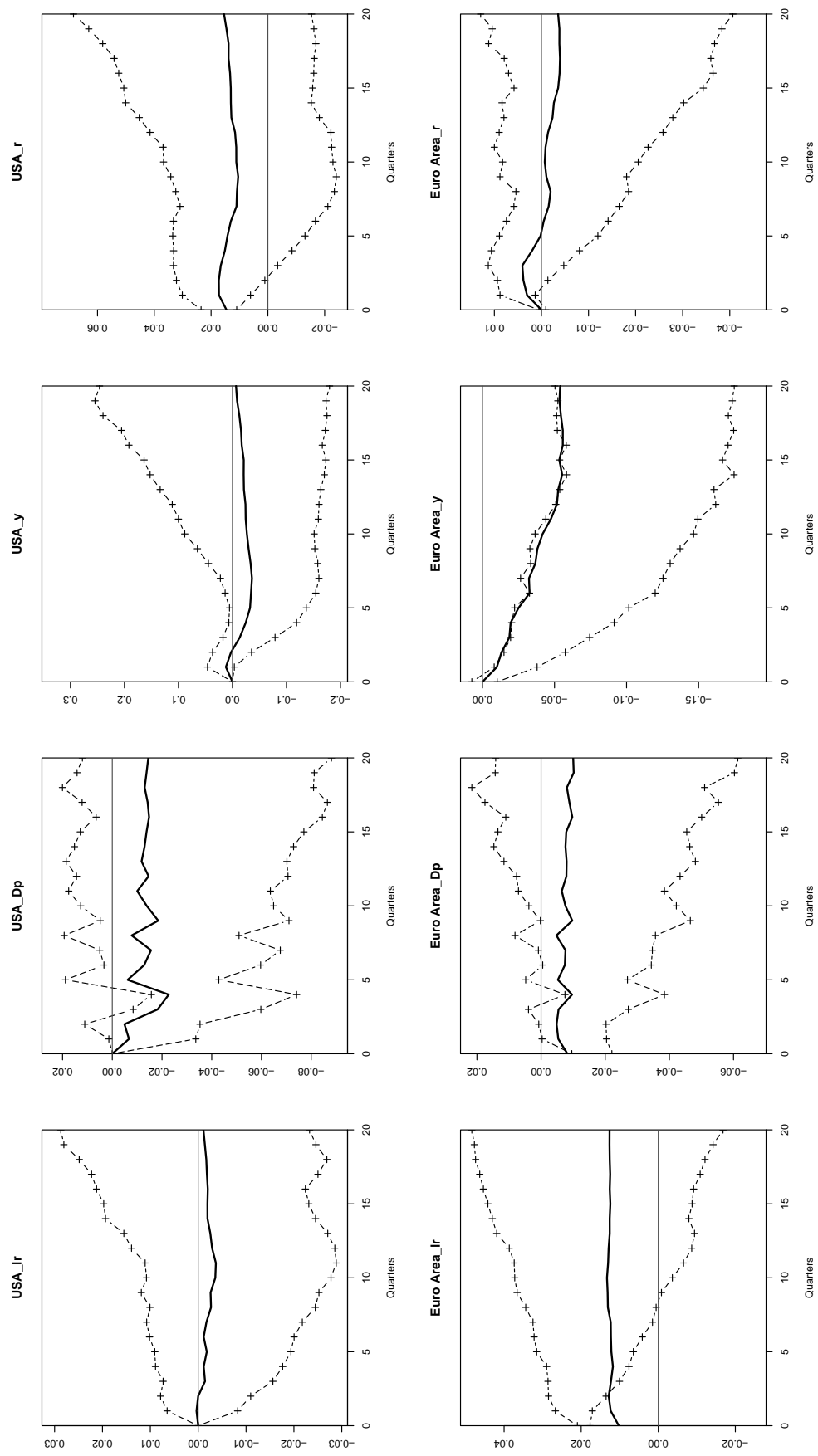


Figure 1: Impulse response (in percent) of a positive unit (1 s.e.) shock to US monetary policy in the global system with 26 economies ($p = 137$ time series; adaptive lasso point estimates (solid) with 90% point-wise bootstrap confidence intervals (dashed and crosses))

implies the well-known prize puzzle, the OLS approach produces an economically implausible significant increase in Euro area GDP in response to a contractionary US monetary policy shock. The confidence intervals of the OLS approach are slightly smaller than the ones obtained from our bootstrap approach. However, having the simulation results for DGP 1 in mind, the OLS confidence intervals may be too narrow for the given sample size of $n = 114$ such that they may suffer from severe undercoverage.

The main difference between the impulse responses for the sub-system and the large system obtained from the regularized approach is the sign change in the responses of the US and Euro area inflation rates. First, this means that the responses in the sub-system are less convincing than the responses in the large-system. Second, it suggests that the other economies matter when estimating the Euro area responses to an US monetary policy shock.

Finally, Figure 1 and Figure 2 indicate that the length of the confidence intervals are comparable in both systems once the different residual variance levels associated with the two systems are taken account of. The latter can be achieved, e.g., by scaling the monetary policy shock in such a way that the impact response of the short term interest rate is equal in both systems. Thus, the “price” for considering a higher dimension is not that large. This is in line with the theory since the dimension enters only logarithmically in the error bounds.

7 Conclusion

In this paper, we have investigated how sparse VAR models can be used to do impulse response analysis for large time series systems such as global systems that model jointly all major economies. For such impulse responses we presented a valid bootstrap-based inference approach. In simulations, this bootstrap approach performed well in finite samples. Additionally, this method applied to a real-life data set led to promising results. Our model framework could be extended in several directions. For instance, VAR models with time varying coefficients may be considered. Furthermore, VAR models with cointegrated time series may be investigated. These and other issues are interesting venues for future research.

Acknowledgments. We thank seminar participants at University of Tilburg for very helpful comments. The research of the first and third authors was supported by the Research Center (SFB) 884 “Political Economy of Reforms” (Project B6), funded by the German Research Foundation (DFG). Furthermore, the first authors acknowledge support by the state of Baden-Württemberg through bwHPC.

8 Proofs

Remark 3. To quantify the dependence structure of the stochastic processes, we use the concept of physical dependence, see Wu (2005, 2011). To elaborate, let $Y_{t;i} = G_i(\varepsilon_t, \varepsilon_{t_1}, \dots)$, $i = 1, \dots, p$, $t \in \mathbb{Z}$, be a stochastic process generated causally by the i.i.d. processes $\{\varepsilon_t\}$ for some function $G = (G_1, \dots, G_p)$. We denote by $Y_{t;i}^{(k)} = G_i(\varepsilon_t, \varepsilon_{t-1}, \dots, \varepsilon_{t-k+1}, \varepsilon'_{t-k}, \varepsilon_{t-k-1}, \varepsilon_{t-k-2}, \dots)$ the process where ε_{t-k} is replaced by an i.i.d. copy of it. Furthermore, define the physical dependence coefficients in the following way.

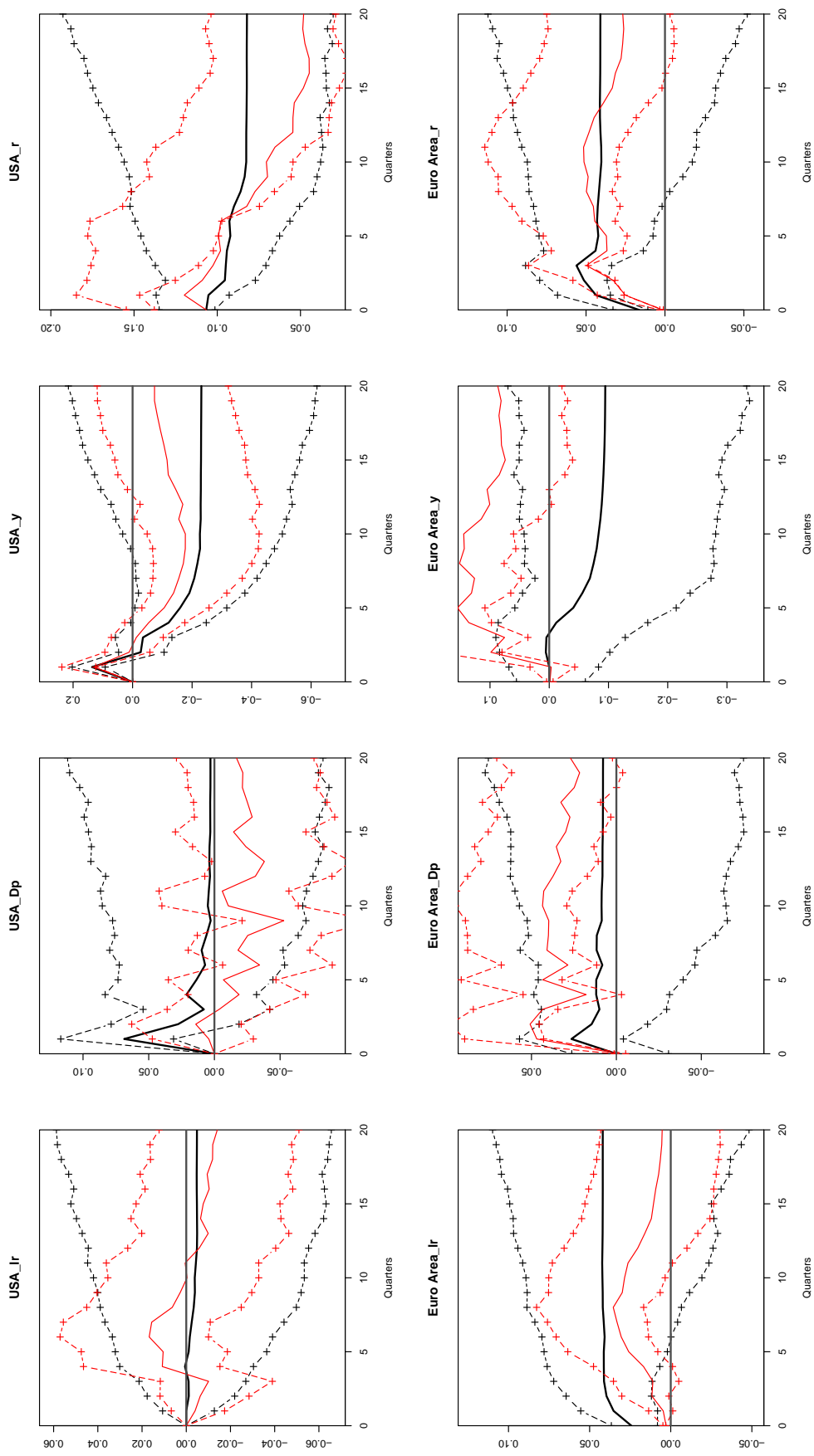


Figure 2: Impulse response of a positive unit (1 s.e.) shock to US monetary policy in the small system with only the US (incl. commodities) and Euro area ($p = 14$ time series; adaptive lasso point estimates (solid black) with 90% point-wise bootstrap confidence intervals (dashed black); OLS VAR estimates (solid red) with 90% point-wise standard residual-based recursive-design bootstrap confidence intervals (dashed and crosses red)).

Let $\delta_{k,q,i} = \|Y_{0;i} - Y_{0;i}^{(k)}\|_{E,q}$, $k \geq 0$, $\Delta_{m,q;i} = \sum_{k=m}^{\infty} \delta_{k,q,i}$, $\|Y_{\cdot;i}\|_{q,\alpha} = \sup_{m \geq 0} (m+1)^\alpha \Delta_{m,q;i}$, and $\nu_{q;i} = \sum_{j=1}^{\infty} (j^{q/2-1} \delta_{k,q;i})^{1/(q+1)}$. For one-dimensional processes, e.g. $\{Z_t\}$, we drop the index i in the subscript, i.e., we write $\delta_{k,q}$, $\Delta_{m,q}$, $\|Z\|_{q,\alpha}$ and ν_q .

The processes $\{X_t\}$ possesses under Assumption 1 the following causal representation $X_t = \sum_{j=0}^{\infty} \Psi_k \varepsilon_{t-j}$. Hence, for some vector v with $\|v\|_2 = 1$ and if $\|v^\top \Psi_k\|_2 > 0$, we have $\|v^\top (X_k - X'_k)\|_{E,q} = \|v^\top \Psi_k (\varepsilon_k - \varepsilon'_k)\|_{E,q} \leq \|v^\top \Psi_k\|_2 \|v^\top \Psi_k / (\|v^\top \Psi_k\|_2) \varepsilon_1\|_{E,q} = O(\lambda^k)$, $\lambda \in (0, 1)$. Such a geometrical decay implies $\nu_q = O(1)$ for $\{v^\top X_t\}$ and some transformations of it, see also Lemma 11 in Krampe et al. (2020).

Proof of Lemma 1. The moving average representation (2) implies, with $A_0 = -I_d$ and $\varepsilon_t = Bu_t$, that $X_{t+k} = \sum_{j=0}^{\infty} \Psi_j \varepsilon_{t+k-j} = \sum_{j=0}^{k-1} \Psi_j \varepsilon_{t+k-j} + \Psi_k (X_t - \sum_{s=1}^d A_s X_{t-s}) + \sum_{j=k+1}^{\infty} \Psi_j \varepsilon_{t+k-j} = \Psi_k X_t + \sum_{j=0}^{k-1} \Psi_j \varepsilon_{t+k-j} - \Psi_k \sum_{s=1}^d A_s X_{t-s} - \sum_{j=0}^{\infty} \Psi_{k+1+j} \sum_{s=0}^d A_s X_{t-1-s-j} = \Psi_k X_t + \sum_{j=0}^{k-1} \Psi_j \varepsilon_{t+k-j} - \Psi_k \sum_{s=1}^d A_s X_{t-s} - \sum_{h=0}^{\infty} \sum_{s=0}^{\min(d,h)} \Psi_{k+1+h-s} A_s X_{t-1-h} \stackrel{(3)}{=} \Psi_k X_t + \sum_{j=0}^{k-1} \Psi_j \varepsilon_{t+k-j} - \Psi_k \sum_{s=1}^d A_s X_{t-s} - \sum_{h=0}^{d-1} \sum_{s=0}^h \Psi_{k+1+h-s} A_s X_{t-1-h} = \Psi_k X_t + \sum_{j=0}^{k-1} \Psi_j \varepsilon_{t+k-j} - \sum_{h=0}^{d-2} \sum_{s=0}^{h+1} (\Psi_{k+1+h-s} A_s) X_{t-1-h}$. \square

Proof of Lemma 3. Using the following notation

$$\mathbb{A} = \begin{pmatrix} A_1 & A_2 & \dots & A_d \\ I_p & 0 & \dots & 0 \\ 0 & \ddots & \ddots & \vdots \\ 0 & \dots & I_p & 0 \end{pmatrix} \in \mathbb{R}^{dp \times dp}, \mathbb{X}_t = \begin{pmatrix} X_t \\ X_{t-1} \\ \vdots \\ X_{t-d} \end{pmatrix}, \mathbb{U}_t = \begin{pmatrix} Bu_t \\ 0 \\ \vdots \\ 0 \end{pmatrix} \text{ and } \mathbb{E} = \begin{pmatrix} I_p \\ 0 \\ \vdots \\ 0 \end{pmatrix} \in \mathbb{R}^{dp \times p},$$

the VAR(d) model can be written as the VAR(1) model $\mathbb{X}_t = \mathbb{A} \mathbb{X}_{t-1} + \mathbb{U}_t$ and $\{\mathbb{X}_t\}$ is stable due to Assumption 1(ii); see also Section 2.1 in Lütkepohl (2007). Hence, we have the representation $\mathbb{X}_t = \sum_{j=0}^{\infty} \mathbb{A}^j \mathbb{U}_{t-j}$. Note further that, $X_t = \mathbb{E}^\top \mathbb{X}_t$ and $\mathbb{U}_t = \mathbb{E} B u_t$. Since $X_t = \sum_{j=0}^{\infty} \Psi_j B u_{t-j} = \sum_{j=0}^{\infty} \mathbb{E}^\top \mathbb{A}^j \mathbb{E} B u_t$, we have $\Psi_k = \mathbb{E}^\top \mathbb{A}^k \mathbb{E}$. Let $\widehat{\mathbb{A}}$ be given in the same manner as \mathbb{A} , where A_1, \dots, A_p are replaced by $\widehat{A}_1, \dots, \widehat{A}_p$. Note that for $j \in \mathbb{N}$ we have $\widehat{\mathbb{A}}^j - \mathbb{A}^j = (\widehat{\mathbb{A}} - \mathbb{A} + \mathbb{A})(\widehat{\mathbb{A}}^{j-1} - \mathbb{A}^{j-1}) + (\mathbb{A} - \widehat{\mathbb{A}}) \mathbb{A}^{j-1}$. Using this recursive formula, we obtain $\widehat{\mathbb{A}}^j - \mathbb{A}^j = \sum_{s=0}^{j-1} [(\widehat{\mathbb{A}} - \mathbb{A}) + \mathbb{A}]^s (\widehat{\mathbb{A}} - \mathbb{A}) \mathbb{A}^{j-1-s}$. Note further that Assumption 1 i) implies $\sum_{s=0}^{\infty} \|\mathbb{A}^s\|_\infty = O(k_1(p)/(1-\lambda)) = O(k_1(p))$. Since $\sum_{s=1}^d \|A_s - \widehat{A}_s\|_\infty = O_P(k_1(p) \sqrt{g(p, d, n)/n})$, we have $\|\Psi_h - \widehat{\Psi}_h\| = \|\mathbb{E}^\top (\mathbb{A}^h - \widehat{\mathbb{A}}^h) \mathbb{E}\|_\infty \leq \|\mathbb{A}^h - \widehat{\mathbb{A}}^h\|_\infty = O_P(k_1(p)^3 \sqrt{g(p, d, n)/n})$.

We have for some $k = 1, \dots, H$, $\Xi_k = (\Psi_k, -(\sum_{s=0}^{h+1} (\Psi_{k+1+h-s} A_s))_{h=0, \dots, d-2})$. Hence, $\|\Xi_k - \widehat{\Xi}_k\|_\infty \leq \sum_{h=0}^{d-1} \sum_{s=0}^h \|\Psi_{k+h-s} - \widehat{\Psi}_{k+h-s}\|_\infty \|A_s\|_\infty + \|\Psi_{k+h-s}\|_\infty \|A - \widehat{A}\|_\infty + \|\Psi_{k+h-s} - \widehat{\Psi}_{k+h-s}\|_\infty \|A - \widehat{A}\|_\infty \leq d \max_{s=1, \dots, d} \|\Psi_{k+d-s} - \widehat{\Psi}_{k+d-s}\|_\infty \sum_{s=0}^d \|A_s\|_\infty + O_P(d k_1(p)^2 \sqrt{g(p, d, n)/n}) = O_P(d k_1(p)^4 \sqrt{g(p, d, n)/n})$. \square

Proof of Lemma 4. Note that $\|\widehat{\mathbb{A}}^{(thr)} - \mathbb{A}\|_l = O_P(k_1(p)^{1.5} \sqrt{g(p, d, n)/n})$. Then, we have by the arguments of Lemma 3, that $\sum_{j=0}^{\infty} \|(\widehat{\mathbb{A}}^{(thr)})^j - \mathbb{A}^j\|_\infty = O_P(k_1(p)^{3.5} \sqrt{g(p, d, n)/n})$. Furthermore, we have $\|\Gamma^{(st)}(0) - \widehat{\Gamma}^{(st)}(0)\|_\infty \leq \|\sum_{j=0}^{\infty} (\mathbb{A}^j - (\widehat{\mathbb{A}}^{(thr)})^j) \mathbb{E} \Sigma_\varepsilon (\mathbb{E}^\top (\mathbb{A}^\top)^j)\|_\infty + \|\sum_{j=0}^{\infty} (\widehat{\mathbb{A}}^{(thr)})^j \mathbb{E} (\Sigma_\varepsilon - \widehat{\Sigma}_\varepsilon) \mathbb{E}^\top (\mathbb{A}^\top)^j\|_\infty + \|\sum_{j=0}^{\infty} (\widehat{\mathbb{A}}^{(thr)})^j \mathbb{E} \widehat{\Sigma}_\varepsilon \mathbb{E}^\top ((\mathbb{A}^\top)^j - (\widehat{\mathbb{A}}^{(thr)\top})^j)\|_\infty = O_P(k_1(p)^2 k_2(p) (k_1(p)^{2.5} \sqrt{g(p, d, n)/n} + (\log(p)/n)^{(1-\beta)/2})$, where the last equality follows by Assumption 1 and $\|B^\top\|_\infty = \|B\|_1$. The third assertion follows then

due to $A^{-1} - B^{-1} = A^{-1}(B - A)B^{-1}$. Note that $\|\mathbb{A}^j\|_2 = O(\lambda^j)$ implies $\|\Gamma^{(st)}(0)\|_2 = O(1/(1 - \lambda)^2 \|\Sigma_\varepsilon\|_2)$. Furthermore, we have $\|\widehat{\mathbb{A}}^{(thr)} - \mathbb{A}\|_2 = \|\widehat{\mathbb{A}}^{(thr)\top} - \mathbb{A}^\top\|_2 \leq \sqrt{\|\widehat{\mathbb{A}}^{(thr)} - \mathbb{A}\|_1 \|\widehat{\mathbb{A}}^{(thr)} - \mathbb{A}\|_\infty} = O_P(k_1(p)^{1.5} \sqrt{g(p, d, n)/n})$ and $\|\widehat{\Sigma}_\varepsilon - \Sigma_\varepsilon\|_2 \leq \|\widehat{\Sigma}_\varepsilon - \Sigma_\varepsilon\|_1 = O_P(k_2(p)(\log(p)/n)^{(1-\beta)/2})$ by Assumption 1. Following the same arguments above with the norm $\|\cdot\|_2$ leads to the second and fourth assertion. \square

Lemma 9. *If Assumption 1 holds true, we have for $h \in \{0, \dots, H\}$, $j \in \{1, \dots, p\}$, and $v \in \mathbb{R}^p$ with $s.e.\Psi(j, h, v) \neq 0$ and $\|v\|_1/\|v\|_2 = O(k_2(p))$,*

$$\begin{aligned} \sqrt{ne}_j^\top (\widehat{\Psi}_h^{(de)} - \Psi_h)v / s.e.\Psi(j, h, v) &= \frac{1}{\sqrt{n}} \sum_{t=d}^{n-h} v^\top (I_p \otimes e_1)^\top (\Gamma^{(st)}(0))^{-1} W_t U_{t+h;j} / s.e.\Psi(j, h, v) \\ &+ O_P\left(k_2(p) \left[\log(p) k_1(p)^2 k_2(p) k_3(p) [k_1(p)]^{2.5} \sqrt{g(p, d, n)/n} + (\log(p)/n)^{(1-\beta)/2} \right] + k_1(p)^{5.5} g(p, d, n) / \sqrt{n} \right. \\ &\left. + k_1(p)^4 k_2(p) \sqrt{g(p, d, n)} (\log(p)/n)^{(1-\beta)/2} \right), \end{aligned}$$

where $s.e.\Psi(j, k, v)^2 = \sum_{t_1, t_2=0}^{k-1} e_j^\top \Psi_{t_1} \Sigma_\varepsilon \Psi_{t_2}^\top e_j v^\top \mathbb{E}^\top (\Gamma^{(st)}(0))^{-1} (\Gamma^{(st)}(t_2 - t_1)) (\Gamma^{(st)}(0))^{-1} v$.

Proof of Lemma 9. Since $\sqrt{n}(e_j^\top (\widehat{\Psi}_h^{(de)} - \Psi_h)v) / s.e.\Psi(j, h, v) = \sqrt{n}(e_j^\top (\widehat{\Psi}_h^{(de)} - \Psi_h)v) / \|v\|_1 / s.e.\Psi(j, h, v) / \|v\|_1$ and $1/s.e.\Psi(j, h, v) / \|v\|_1 = O(\|(\Gamma^{(st)}(0))\|_2 \|(\Gamma^{(st)}(0))^{-1}\|_2 \|v\|_1 / \|v\|_2) = O(k_2(p))$, we assume in the following that the vector is normalized, that is, $\|v\|_1 = 1$. Let $DN_{h,r,j} = \left(1/n \sum_{t=d}^{n-h} e_r^\top (\widehat{\Gamma}^{(st)}(0))^{-1} W_t W_t^\top e_j\right)$ and note that $\widehat{Z}_{t,r} = e_r (\widehat{\Gamma}^{(st)}(0))^{-1} W_t (e_r (\widehat{\Gamma}^{(st)}(0))^{-1} e_r)^{-1}$. $DN_{h,r,j}$ is the denominator and we show that it converges to one. By Lemma 12 in Krampe et al. (2020), see also Lemma 11 in the same paper, we have $\max_r |DN_{h,r,r} - 1| = \max_r |1/n \sum_{t=d}^{n-h} e_r^\top (\Gamma^{(st)}(0))^{-1} W_t W_t^\top e_r - 1| + \max_r |1/n \sum_{t=d}^{n-h} e_r^\top [(\widehat{\Gamma}^{(st)}(0))^{-1} \times \Gamma^{(st)}(0) - I_{dp}] (\Gamma^{(st)}(0))^{-1} W_t W_t^\top e_r| = O_P(\sqrt{\log(p)/n} + \|\Gamma^{(st)}(0) - \widehat{\Gamma}^{(st)}(0)\|_\infty \|(\Gamma^{(st)}(0))^{-1}\|_\infty \sqrt{\log(p)})$. If $O_P(\sqrt{\log(p)/n} + \|\Gamma^{(st)}(0) - \widehat{\Gamma}^{(st)}(0)\|_\infty \|(\Gamma^{(st)}(0))^{-1}\|_\infty \sqrt{\log(p)}) = o_P(1)$, then $\max_r |DN_{h,r,r}^{-1} - 1| = O_P(\sqrt{\log(p)/n} + \|\Gamma^{(st)}(0) - \widehat{\Gamma}^{(st)}(0)\|_\infty \|(\Gamma^{(st)}(0))^{-1}\|_\infty \sqrt{\log(p)})$. The former holds under Assumption 1 vi). Then, $\sqrt{ne}_j^\top (\widehat{\Psi}_h^{(de)} - \Psi_h)v = \sqrt{n} \sum_{r=1}^p v_r \left(\sum_{t=d}^{n-h} \widehat{Z}_{t,r} W_{t,r} \right)^{-1} \left[\sum_{t=d}^{n-h} \widehat{Z}_{t,r} (U_{t+h;j} + (\Xi_{h;j,-r} - \widehat{\Xi}_{h;j,-r}^{(re)}) W_{t,-r}) \right] = 1/\sqrt{n} \sum_{t=d}^{n-h} \sum_{r=1}^p v_r e_r^\top (\Gamma^{(st)}(0))^{-1} W_t U_{t+h;j} + 1/\sqrt{n} \sum_{t=d}^{n-h} \sum_{r=1}^p v_r (DN_{h,r,r}^{-1} - 1) e_r^\top (\Gamma^{(st)}(0))^{-1} W_t U_{t+h;j} + 1/\sqrt{n} \sum_{t=d}^{n-h} \sum_{r=1}^p v_r e_r^\top ((\widehat{\Gamma}^{(st)}(0))^{-1} - (\Gamma^{(st)}(0))^{-1}) W_t U_{t+h;j} + 1/\sqrt{n} \sum_{t=d}^{n-h} \sum_{r=1}^p v_r (DN_{h,r,r}^{-1} - 1) e_r^\top \times ((\widehat{\Gamma}^{(st)}(0))^{-1} - (\Gamma^{(st)}(0))^{-1}) W_t U_{t+h;j} + 1/\sqrt{n} \sum_{t=d}^{n-h} \sum_{r=1}^p v_r DN_{k,r,r}^{-1} \times e_j^\top (\Xi_h - \widehat{\Xi}_h^{(re)}) I_{dp;-r} I_{dp;-r}^\top W_t W_t^\top \times (\widehat{\Gamma}^{(st)}(0))^{-1} e_r = I + II + III + IV + V$

Now, we show that II to V are asymptotically negligible or more precisely are of the specified order such that the assertion follows. By the results above and Lemma 13 in Krampe et al. (2020), we have $|II| \leq \|v\|_1 \max_r |DN_{h,r,r}^{-1} - 1| \max_r |1/\sqrt{n} \sum_{t=d}^{n-h} e_r^\top (\Gamma^{(st)}(0))^{-1} W_t U_{t+h;j}| = O_P(\log(p)/\sqrt{n} + \|\Gamma^{(st)}(0) - \widehat{\Gamma}^{(st)}(0)\|_\infty \|(\Gamma^{(st)}(0))^{-1}\|_\infty \log(p))$, $|III| \leq \|v\|_1 \|\Gamma^{(st)}(0) - \widehat{\Gamma}^{(st)}(0)\|_\infty \|(\Gamma^{(st)}(0))^{-1}\|_\infty \max_r |1/\sqrt{n} \sum_{t=d}^{n-h} e_r^\top (\Gamma^{(st)}(0))^{-1} W_t U_{t+h;j}| = O_P(\|\Gamma^{(st)}(0) - \widehat{\Gamma}^{(st)}(0)\|_\infty \|(\Gamma^{(st)}(0))^{-1}\|_\infty \sqrt{\log(p)})$, and $|IV| = O_P(\|\Gamma^{(st)}(0) - \widehat{\Gamma}^{(st)}(0)\|_\infty \|(\Gamma^{(st)}(0))^{-1}\|_\infty (\log(p)/\sqrt{n} + \|\Gamma^{(st)}(0) - \widehat{\Gamma}^{(st)}(0)\|_\infty \|(\Gamma^{(st)}(0))^{-1}\|_\infty \log(p))$. Furthermore, we have $|V| \leq \|v\|_1 \|\Xi_h - \widehat{\Xi}_h^{(re)}\|_\infty \left[\max_s |e_s^\top 1/\sqrt{n} \sum_{t=d}^{n-h} I_{dp;-r}^\top W_t W_t^\top (\Gamma^{(st)}(0))^{-1} e_r| + \max_s |e_s^\top 1/\sqrt{n} \sum_{t=d}^{n-h} I_{dp;-r}^\top W_t W_t^\top [(\widehat{\Gamma}^{(st)}(0))^{-1} - (\Gamma^{(st)}(0))^{-1}] e_r| + \max_s |DN_{h,s,s}^{-1} - 1| |1/\sqrt{n} \sum_{t=d}^{n-h} I_{dp;-r}^\top W_t W_t^\top (\Gamma^{(st)}(0))^{-1} e_r| + \max_s |DN_{h,s,s}^{-1} - 1| \max_s |e_s^\top 1/\sqrt{n} \sum_{t=d}^{n-h} I_{dp;-r}^\top W_t W_t^\top [(\widehat{\Gamma}^{(st)}(0))^{-1} - (\Gamma^{(st)}(0))^{-1}] e_r| \right] = \|\Xi_h - \widehat{\Xi}_h^{(re)}\|_\infty [VI + VII + VIII + IX]$

By the results above, Lemma 12 in Krampe et al. (2020), and $\max_s e_s^\top I_{dp; -r}^\top = \max_{s \neq r} e_s^\top$, we have $|VI| = \max_{s \neq r} 1/\sqrt{n} \sum_{t=d}^{n-h} e_s^\top W_t W_t^\top (\Gamma^{(st)}(0))^{-1} e_r = O_P(\sqrt{\log(p)})$, $|VII| = \max_{s \neq r} |e_s^\top 1/\sqrt{n} \sum_{t=d}^{n-h} [W_t W_t^\top (\Gamma^{(st)}(0))^{-1} - I_{dp}] (\Gamma^{(st)}(0))^{-1} - I_{dp} e_r| \leq \max_{s \neq r} |e_s^\top 1/\sqrt{n} \sum_{t=d}^{n-h} [W_t W_t^\top (\Gamma^{(st)}(0))^{-1} - I_{dp}] (\Gamma^{(st)}(0))^{-1} - I_{dp} e_r| + \sqrt{n} \max_{s \neq r} |e_s^\top (\Gamma^{(st)}(0))^{-1} - I_{dp} e_r| \leq \max_{s,r} |e_s^\top 1/\sqrt{n} \sum_{t=d}^{n-h} (W_t W_t^\top (\Gamma^{(st)}(0))^{-1} - I_{dp}) e_r| + \sqrt{n} \|\Gamma^{(st)}(0) (\widehat{\Gamma}^{(st)}(0))^{-1} - I_{dp}\|_1 + \sqrt{n} \|\Gamma^{(st)}(0) (\widehat{\Gamma}^{(st)}(0))^{-1} - I_{dp}\|_2 = O_P(\sqrt{\log(p)}) \times \|\Gamma^{(st)}(0) (\widehat{\Gamma}^{(st)}(0))^{-1} - I_{dp}\|_1 + \sqrt{n} \|\widehat{\Gamma}^{(st)}(0) - \Gamma^{(st)}(0)\|_1 + \sqrt{n} \|\widehat{\Gamma}^{(st)}(0) (\widehat{\Gamma}^{(st)}(0))^{-1} - (\Gamma^{(st)}(0))^{-1}\|_2$, $|VIII| = O_P(\log(p)/\sqrt{n} + \|\Gamma^{(st)}(0) - \widehat{\Gamma}^{(st)}(0)\|_\infty \|\Gamma^{(st)}(0) (\widehat{\Gamma}^{(st)}(0))^{-1} - I_{dp}\|_\infty \log(p))$, and $|IX| = O_P(\|\Gamma^{(st)}(0) - \widehat{\Gamma}^{(st)}(0)\|_\infty \|\Gamma^{(st)}(0) (\widehat{\Gamma}^{(st)}(0))^{-1} - I_{dp}\|_\infty \log(p))$.

Hence, we obtain

$$\begin{aligned} \sqrt{n} e_j^\top (\widehat{\Psi}_h^{(de)} - \Psi_h) v / s.e. \Psi(j, h, v) &= \frac{1}{\sqrt{n}} \sum_{t=d}^{n-h} v^\top \mathbb{E}^\top (\Gamma^{(st)}(0))^{-1} W_t U_{t+h;j} / s.e. \Psi(j, h, v) \\ &+ O_P\left(\|v\|_1 / \|v\|_2 (\log(p)/\sqrt{n} + \|\Gamma^{(st)}(0) - \widehat{\Gamma}^{(st)}(0)\|_\infty \|\Gamma^{(st)}(0) (\widehat{\Gamma}^{(st)}(0))^{-1} - I_{dp}\|_\infty \log(p) + \|\Xi_h - \widehat{\Xi}_h^{(re)}\|_\infty (\sqrt{\log(p)} + \|\Gamma^{(st)}(0) - \widehat{\Gamma}^{(st)}(0)\|_\infty \|\Gamma^{(st)}(0) (\widehat{\Gamma}^{(st)}(0))^{-1} - I_{dp}\|_\infty \sqrt{\log(p)} + \sqrt{n} \|\Gamma^{(st)}(0) (\widehat{\Gamma}^{(st)}(0))^{-1} - (\widehat{\Gamma}^{(st)}(0))^{-1}\|_2)\right). \end{aligned}$$

By plugging in the derived rates and dropping the terms of higher order, the assertion follows. \square

Proof of Theorem 2. By following the arguments of the proof of Lemma 4, we obtain $|\widehat{s.e.} \Psi(j, h, v) / \|v\|_1|^2 - s.e. \Psi(j, h, v) / \|v\|_1|^2 \leq O_P(2h (\|\Gamma^{(st)}(0) (\widehat{\Gamma}^{(st)}(0))^{-1} - (\widehat{\Gamma}^{(st)}(0))^{-1}\|_\infty + \|\Gamma^{(st)}(0) - \widehat{\Gamma}^{(st)}(0)\|_\infty))$. Let $\tilde{v} = \mathbb{E}v$. Note $\|v\| = \|\tilde{v}\|$. With this and Lemma 9 we obtain $\sqrt{n} e_j^\top (\widehat{\Psi}_h^{(de)} - \Psi_h) v / \widehat{s.e.} \Psi(j, h, v) = 1/\sqrt{n} \sum_{t=d}^{n-h} \tilde{v}^\top (\Gamma^{(st)}(0))^{-1} W_t U_{t+h;j} / s.e. \Psi(j, h, v) + O_P\left(\|v\|_1 / \|v\|_2 (\log(p)/\sqrt{n} + \|\Gamma^{(st)}(0) - \widehat{\Gamma}^{(st)}(0)\|_\infty \|\Gamma^{(st)}(0) (\widehat{\Gamma}^{(st)}(0))^{-1} - I_{dp}\|_\infty \log(p) + \|\Xi_h - \widehat{\Xi}_h^{(re)}\|_\infty (\sqrt{\log(p)} + \|\Gamma^{(st)}(0) - \widehat{\Gamma}^{(st)}(0)\|_\infty \|\Gamma^{(st)}(0) (\widehat{\Gamma}^{(st)}(0))^{-1} - I_{dp}\|_\infty \sqrt{\log(p)} + \sqrt{n} \|\Gamma^{(st)}(0) (\widehat{\Gamma}^{(st)}(0))^{-1} - (\widehat{\Gamma}^{(st)}(0))^{-1}\|_2)\right)$. Since h is fixed, $\{U_{t+h}\}$ is an h -dependent process and U_{t+h} is independent to W_t for all t , we have that $\{\tilde{v}^\top (\Gamma^{(st)}(0))^{-1} W_t U_{t+h;j} / s.e. \Psi(j, h, v), t \in \mathbb{Z}\}$ possesses under Assumption 1 also a geometrical decaying physical dependence coefficient and we have $\nu_q < \infty$ for process $\{\tilde{v}^\top (\Gamma^{(st)}(0))^{-1} W_t U_{t+h;j} / s.e. \Psi(j, h, v), t \in \mathbb{Z}\}$. Furthermore, we have

$$\begin{aligned} \text{Var}\left(\frac{1}{\sqrt{n}} \sum_{t=d}^{n-h} \tilde{v}^\top (\Gamma^{(st)}(0))^{-1} W_t U_{t+h;j} / s.e. \Psi(j, h, v)\right) &= E\left(\frac{1}{n} \sum_{t_1, t_2=d}^{n-h} \tilde{v}^\top (\Gamma^{(st_1)}(0))^{-1} W_{t_1} W_{t_2}^\top (\Gamma^{(st_2)}(0))^{-1} \tilde{v} U_{t_1+h;j} U_{t_2+h;j} / s.e. \Psi(j, h, v)^2\right) \\ &= E\left(\sum_{s_1, s_2=0}^{h-1} \sum_{h=-n+h+d+1}^{n-h-d-1} \frac{n-h-d-|h|}{s.e. \Psi(j, h, v)^2 n} \tilde{v}^\top (\Gamma^{(st_1)}(0))^{-1} W_0 W_h^\top (\Gamma^{(st_2)}(0))^{-1} \tilde{v} e_j^\top \Psi_{s_1} \varepsilon_{h-s_1} \varepsilon_{h+h-s_2} \Psi_{s_2} e_j\right) \\ &= \sum_{s_1, s_2=0}^{h-1} \frac{n-h-d-|s_2+s_1|}{s.e. \Psi(j, h, v)^2 n} \tilde{v}^\top (\Gamma^{(st_1)}(0))^{-1} \Gamma^{(st_1)}(s_2-s_1) (\Gamma^{(st_2)}(0))^{-1} \tilde{v} e_j^\top \Psi_{s_1} \Sigma_\varepsilon \Psi_{s_2} e_j = 1 + O(1/n). \end{aligned}$$

Note that W_t and U_{t+h} are independent for all t . Furthermore, Lyapounov's condition can be verified which gives $1/\sqrt{n} \sum_{t=d}^{n-h} \tilde{v}^\top (\Gamma^{(st)}(0))^{-1} W_t U_{t+h;j} / s.e. \Psi(j, h, v) \xrightarrow{d} \mathcal{N}(0, 1)$ via an extension of the central limit theorem for functional dependent random variables, Theorem 3 of Wu (2011), to triangular arrays; see also Theorem 27.3 of Billingsley (1995). To see that Lyapounov's condition holds, note the following

calculation and Assumption 1(i),(vi)

$$\begin{aligned}
& \frac{1}{s.e._{\Psi}(j, h, v/\|v\|_2)^4 n^2} \sum_{t=d}^{n-h} E(\tilde{v}^\top / \|v\|_2 (\Gamma^{(st)}(0))^{-1} W_t U_{t+h;j})^4 \\
& \leq \frac{1}{s.e._{\Psi}(j, h, v/\|v\|_2)^4 n} E(\tilde{v}^\top / \|v\|_2 (\Gamma^{(st)}(0))^{-1} \sum_{s=0}^{\infty} \mathbf{A}^s \mathbf{U}_{-s})^4 E\left(\sum_{s=0}^{h-1} e_j^\top \Psi_s \varepsilon_{-s}\right)^4 \\
& \leq \frac{1}{s.e._{\Psi}(j, h, v/\|v\|_2)^4 n} \left[\sum_{s=0}^{\infty} \|\tilde{v}^\top / \|v\|_2 (\Gamma^{(st)}(0))^{-1} \mathbf{A}^s\|_2^4 \max_{\|w\|_2=1} E(w^\top \varepsilon_0)^4 + 3(\tilde{v}^\top (\Gamma^{(st)}(0))^{-1} \tilde{v} / \|v\|_2^2) \right] \\
& \quad \times \left[\sum_{s=0}^{h-1} \|e_j^\top \Psi_s\|_2^4 \max_{\|w\|_2=1} E(w^\top \varepsilon_0)^4 + 3\left(\sum_{s=0}^{h-1} e_j^\top \Psi_s \Sigma_\varepsilon \Psi_s e_j\right)^2 \right] \\
& = O(1/n \frac{1}{1-\lambda} \|(\Gamma^{(st)}(0))^{-1}\|_2^4)
\end{aligned}$$

The second assertions follows by Nagaev's inequality for dependent variables, see Theorem 2 in Liu et al. (2013) and see also Lemma 12 in Krampe et al. (2020). \square

Proof of Lemma 5. We have from Lemma 10 in Krampe et al. (2020) the following

$$\max_{i,j} |e_i^\top \left(\frac{1}{n-d} \sum_{t=d+1}^n (\hat{\varepsilon}_t \hat{\varepsilon}_t^\top - \varepsilon_t \varepsilon_t^\top) \right) e_j| = O_P \left(\sqrt{\frac{g(p, d, n)}{n}} k_1(p)^2 \left(\sqrt{\frac{g(p, d, n)}{n}} + \sqrt{\frac{\log(p)}{n}} \right) \right). \quad (15)$$

As it is pointed out here, this means that the additional error, which occurs due to using the estimated innovations instead of the true ones, is negligible. Furthermore, since $\{\varepsilon_t\}$ is an i.i.d. sequence with finite fourth moments, see Assumption 1(vi), we have $\|1/(n-d) \sum_{t=d+1}^n \hat{\varepsilon}_{t,1} \hat{\varepsilon}_{t,1}^\top - \text{Var}(\varepsilon_{1,1})\|_1 = \|1/(n-d) \sum_{t=d+1}^n \hat{\varepsilon}_{t,1} \hat{\varepsilon}_{t,1}^\top - 1/(n-d) \sum_{t=d+1}^n \varepsilon_{t,1} \varepsilon_{t,1}^\top\|_1 + \|1/(n-d) \sum_{t=d+1}^n \varepsilon_{t,1} \varepsilon_{t,1}^\top - \text{Var}(\varepsilon_{1,1})\|_1 = O_P(k_{2,1}(p) k_1(p)^2 \times \sqrt{g(p, d, n)/n} [\sqrt{g(p, d, n)/n} + \sqrt{\log(p)/n}] + k_{2,1}(p)/\sqrt{n}) = O_P(k_{2,1}(p)/\sqrt{n})$.

Hence, for n large enough $1/(n-d) \sum_{t=d+1}^n \hat{\varepsilon}_{t,1} \hat{\varepsilon}_{t,1}^\top$ is in a neighborhood of $\text{Var}(\varepsilon_{1,1})$ such that $\|\hat{B}_1 - B_1\|_1 = \|g_1(1/(n-d) \sum_{t=d+1}^n \hat{\varepsilon}_{t,1} \hat{\varepsilon}_{t,1}^\top) - g_1(\text{Var}(\varepsilon_{1,1}))\|_1 \leq K \|1/(n-d) \sum_{t=d+1}^n \hat{\varepsilon}_{t,1} \hat{\varepsilon}_{t,1}^\top - \text{Var}(\varepsilon_{1,1})\|_1 = O_P(K k_{2,1}(p)/\sqrt{n})$. Since $\|B_1^{-1}\|_2 = O(1)$, we obtain $\|\hat{B}_1^{-1} - B_1^{-1}\|_1 \leq \sqrt{k_{2,1}(p)} \|\hat{B}_1^{-1} - B_1^{-1}\|_2 \leq \sqrt{k_{2,1}(p)} \|B_1^{-1}\|_2^2 \|B_1 - \hat{B}_1\|_1 = O_P(K k_{2,1}(p)^{3/2}/\sqrt{n})$ and $\hat{u}_{t,1} = \hat{B}_1^{-1} \varepsilon_{t,1}$. Since $\text{Var}(\varepsilon_{1,1})$ is symmetric, the same rates hold also for $\|\cdot\|_\infty$.

With $\hat{u}_{t,1}$, we can construct $\hat{D}^{(de)} = 1/(n-d) \sum_{t=d+1}^n \hat{u}_{t,1} \hat{\varepsilon}_{t,2}^\top$. We first show that $\|\hat{D}^{(de)} - D\|_{\max} = O_P(\sqrt{\log(p)/n})$. Then, thresholding helps to obtain an estimator consistent to matrix norm $\|\cdot\|_l, l \in \{1, \infty\}$. We obtain $\|\hat{D}^{(de)} - D\|_{\max} \leq \|\hat{D}^{(de)} - 1/(n-d) \sum_{t=d+1}^n u_{t,1} \varepsilon_{t,2}^\top\|_{\max} + \|1/(n-d) \sum_{t=d+1}^n u_{t,1} \varepsilon_{t,2}^\top - D\|_{\max}$. We get further $\|\hat{D}^{(de)} - 1/(n-d) \sum_{t=d+1}^n u_{t,1} \varepsilon_{t,2}^\top\|_{\max} \leq \|1/(n-d) \sum_{t=d+1}^n (\hat{u}_{t,1} - u_{t,1}) \varepsilon_{t,2}^\top\|_{\max} + \|1/(n-d) \sum_{t=d+1}^n u_{t,1} (\hat{\varepsilon}_{t,2} - \varepsilon_{t,2})^\top\|_{\max} + \|1/(n-d) \sum_{t=d+1}^n (\hat{u}_{t,1} - u_{t,1}) (\hat{\varepsilon}_{t,2} - \varepsilon_{t,2})^\top\|_{\max} = I + II + III$ and $I = \|1/(n-d) \sum_{t=d+1}^n (\hat{B}_1^{-1} - B_1^{-1}) \varepsilon_{t,1} \varepsilon_{t,2}^\top\|_{\max} + \|1/(n-d) \sum_{t=d+1}^n B_1^{-1} (\hat{\varepsilon}_{t,1} - \varepsilon_{t,1}) \varepsilon_{t,2}^\top\|_{\max} + \|1/(n-d) \sum_{t=d+1}^n (\hat{B}_1^{-1} - B_1^{-1}) (\hat{\varepsilon}_{t,1} - \varepsilon_{t,1}) \varepsilon_{t,2}^\top\|_{\max} = IV + V + VI$. Additionally, $IV = \|1/(n-d) \sum_{t=d+1}^n (\hat{B}_1^{-1} - B_1^{-1}) \varepsilon_{t,1} \varepsilon_{t,2}^\top\|_{\max} = \max_{s,r} |e_s^\top (\hat{B}_1^{-1} - B_1^{-1}) 1/(n-d) \sum_{t=d+1}^n \varepsilon_{t,1} \varepsilon_{t,2}^\top e_r| \leq \|\hat{B}_1^{-1} - B_1^{-1}\|_\infty \max_{s,r} |e_s^\top 1/(n-d) \sum_{t=d+1}^n \varepsilon_{t,1} \varepsilon_{t,2}^\top e_r| = O_P(k_{2,1}(p)^{3/2} \sqrt{\log(p)/n})$. II and V can be handled by the same arguments as in the proof of Lemma 10 in Krampe et al. (2020) and are of order $O_P(k_{2,1}(p) k_1(p)^2 (g(p, d, n)/n +$

$\sqrt{g(p, d, n) \log(p)/n}$). *III* and *IV* are of higher order. Assumption 1(vi) implies condition C2 in Cai and Liu (2011). Hence, with the previous calculations and following the arguments of the proof of Lemma 2 in Cai and Liu (2011), we obtain $\|\widehat{D}^{(de)} - D\|_{\max} = O_P(\sqrt{\log(p)/n})$. Since $\mathcal{U}_\beta^*(M, k_{2,2}(p))$ is the non-symmetric analogue of $U_\beta(M, k_{2,2}(p)) \subset \{\Sigma : \text{pos. def.}, \Sigma = \Sigma^\top, \max_i \sum_{j=1}^p (\sigma_{ii} \sigma_{jj})^{(1-\beta)/2} |\sigma_{ij}|^\beta \leq k_{2,2}(p)\}$, see Cai and Liu (2011); Rothman et al. (2009), we can follow the arguments of the proof of Theorem 1 in Cai and Liu (2011) and we obtain for the thresholded estimator $\|\widehat{D}^{(re)} - D\|_l = O_P(k_{2,2}(p)(\log(p)/n)^{(1-\beta)/2})$ for $l \in \{1, \infty\}$.

For $\widehat{\Sigma}_{v_2 v_2}^{(re)}$, we apply the same strategy, i.e., first we show that the additional error which occurs due to using the estimated innovations is of higher order such that it is negligible for an error bound to $\|\cdot\|_{\max}$. Following the same arguments as above, we obtain $\|1/(n-d) \sum_{t=d+1}^n (\widehat{\varepsilon}_{t,2} - \widehat{D}^{(re)} \widehat{B}_1^{-1} \widehat{\varepsilon}_{t,1}) (\widehat{\varepsilon}_{t,2} - \widehat{D}^{(re)} \widehat{B}_1^{-1} \widehat{\varepsilon}_{t,1})^\top - (\varepsilon_{t,2} - DB_1^{-1} \varepsilon_{t,1}) (\varepsilon_{t,2} - DB_1^{-1} \varepsilon_{t,1})^\top\|_{\max} \leq \|1/(n-d) \sum_{t=d+1}^n (\widehat{\varepsilon}_{t,2} - \widehat{D}^{(re)} \widehat{B}_1^{-1} \widehat{\varepsilon}_{t,1} - \varepsilon_{t,2} + DB_1^{-1} \varepsilon_{t,1}) (\varepsilon_{t,2} - DB_1^{-1} \varepsilon_{t,1})^\top\|_{\max} + \|1/(n-d) \sum_{t=d+1}^n (\varepsilon_{t,2} - DB_1^{-1} \varepsilon_{t,1}) (\widehat{\varepsilon}_{t,2} - \widehat{D}^{(re)} \widehat{B}_1^{-1} \widehat{\varepsilon}_{t,1} - \varepsilon_{t,2} + DB_1^{-1} \varepsilon_{t,1})^\top\|_{\max} + \|1/(n-d) \sum_{t=d+1}^n (\widehat{\varepsilon}_{t,2} - \widehat{D}^{(re)} \widehat{B}_1^{-1} \widehat{\varepsilon}_{t,1} - \varepsilon_{t,2} + DB_1^{-1} \varepsilon_{t,1}) (\widehat{\varepsilon}_{t,2} - \widehat{D}^{(re)} \widehat{B}_1^{-1} \widehat{\varepsilon}_{t,1} - \varepsilon_{t,2} + DB_1^{-1} \varepsilon_{t,1})^\top\|_{\max} = O_P(\sqrt{\log(p)/n} (\|\widehat{D}^{(re)} - D\|_1 + \|\widehat{B}_1^{-1} - B_1^{-1}\|_1 + \|\widehat{\Xi}^{(re)} - \Xi\|_1)) = O_P((k_1(p) + k_{2,2}(p) + k_{2,1}(p))(\sqrt{g(p, d, n) \log(p)/n}))$. Hence, it is negligible compared to the rate $O_P(\sqrt{\log(p)/n})$ and since $\Sigma_{v_2 v_2} \in \mathcal{U}_\beta^*(k_{2,2}(p), M)$, thresholding gives $\|\text{THR}_\lambda(1/(n-d) \sum_{t=d+1}^n (\widehat{\varepsilon}_{t,2} - \widehat{D}^{(re)} \widehat{B}_1^{-1} \widehat{\varepsilon}_{t,1}) (\widehat{\varepsilon}_{t,2} - \widehat{D}^{(re)} \widehat{B}_1^{-1} \widehat{\varepsilon}_{t,1})^\top) - \Sigma_{w_2 w_2}\|_l = O_P(k_{2,3}(p)(\log(p)/n)^{(1-\beta)/2})$ for $l \in \{1, \infty\}$.

Combing all results, we obtain for $r \in \{1, \dots, k_{2,1}(p)\}$ $\|(\widehat{B}^{(re)} - B)e_r\|_1 \leq \|\widehat{B}_1 - B_1\|_1 + \|\widehat{D}^{(re)} - D\|_1 = O_P((k_{2,1}(p) + k_{2,2}(p))(\log(p)/n)^{(1-\beta)/2})$ and $\|\widehat{\Sigma}_\varepsilon - \Sigma_\varepsilon\|_1 \leq \left\| \begin{pmatrix} \widehat{B}_1 - B_1 & 0 \\ \widehat{D}^{(re)} - D & 0 \end{pmatrix} \begin{pmatrix} B_1^\top & D^\top \\ 0 & 0 \end{pmatrix} + \begin{pmatrix} B_1 & 0 \\ D & 0 \end{pmatrix} \begin{pmatrix} (\widehat{B}_1 - B_1)^\top & (\widehat{D}^{(re)} - D)^\top \\ 0 & 0 \end{pmatrix} + \begin{pmatrix} \widehat{B}_1 - B_1 & 0 \\ \widehat{D}^{(re)} - D & 0 \end{pmatrix} \begin{pmatrix} (\widehat{B}_1 - B_1)^\top & (\widehat{D}^{(re)} - D)^\top \\ 0 & 0 \end{pmatrix} + \begin{pmatrix} 0 & 0 \\ 0 & \widehat{\Sigma}_{w_2 w_2}^{(re)} - \Sigma_{w_2 w_2}^{(re)} \end{pmatrix} \right\|_l = O_P((\log(p)/n)^{(1-\beta)/2} (k_{2,1}(p) + k_{2,2}(p)) k_{2,1}(p) + k_{2,3}(p))$
 $= O_P(k_2(p)(\log(p)/n)^{(1-\beta)/2})$ for $l \in \{1, \infty\}$. \square

Lemma 10. *Under Assumption 1 and Assumption 2 we have for all vector $v \in \mathbb{R}^{k_{2,1}(p)(k_{2,1}(p)+1)/2}$ with $s.e.\varepsilon_1(v) \neq 0$*

$$\sqrt{n}v^\top \left(\text{vech}(1/(n-d) \sum_{t=d+1}^n \widehat{\varepsilon}_{t,1} \widehat{\varepsilon}_{t,1}^\top) - \text{vech}(\Sigma_{\varepsilon_1 \varepsilon_1}) \right) / s.e.\varepsilon_1(v) \xrightarrow{d} N(0, 1),$$

where $s.e.\varepsilon_1(v)^2 = \text{Var}(\sum_{i=1}^{k_{2,1}(p)} \sum_{j=1}^i v_{(i-1)i/2+j} \varepsilon_{1,1;i\varepsilon_{1,1;j}})$.

Proof of Lemma 10. We have $\sqrt{n}v^\top (\text{vech}(1/(n-d) \sum_{t=d+1}^n \widehat{\varepsilon}_{t,1} \widehat{\varepsilon}_{t,1}^\top) - \text{vech}(\Sigma_{\varepsilon_1 \varepsilon_1})) / s.e.\varepsilon_1(v) = \sqrt{n}v^\top / \|v\|_1 (\text{vech}(1/(n-d) \sum_{t=d+1}^n \widehat{\varepsilon}_{t,1} \widehat{\varepsilon}_{t,1}^\top) - \text{vech}(1/(n-d) \sum_{t=d+1}^n \varepsilon_{t,1} \varepsilon_{t,1}^\top)) / s.e.\varepsilon_1(v / \|v\|_1) + \sqrt{n}v^\top / \|v\|_1 (\text{vech}(1/(n-d) \sum_{t=d+1}^n \varepsilon_{t,1} \varepsilon_{t,1}^\top) - \text{vech}(\Sigma_{\varepsilon_1 \varepsilon_1})) / s.e.\varepsilon_1(v / \|v\|_1) = I + II$. We first show that I is asymptotically negligible and then that II is asymptotically Gaussian. Note that $1/s.e.\varepsilon_1(v / \|v\|_1) = O(k_{2,1}(p))$. We have $|I| \leq \|v\|_1 / \|v\|_1 / s.e.\varepsilon_1(v / \|v\|_1) \max_r |\sqrt{n}e_r^\top (\text{vech}(1/(n-d) \sum_{t=d+1}^n \widehat{\varepsilon}_{t,1} \widehat{\varepsilon}_{t,1}^\top) - \text{vech}(1/(n-d) \sum_{t=d+1}^n \varepsilon_{t,1} \varepsilon_{t,1}^\top))| = O_P(\sqrt{g(p, d, n) / n} k_{2,1}(p) k_1(p)^2 (\sqrt{g(p, d, n)} + \sqrt{\log(p)}))$ due to (15). Furthermore, we have $II = \sqrt{n} / (n -$

d) $\sum_{t=d+1}^n \sum_{i=1}^{k_{2,1}(p)} \sum_{j=1}^i v_{(i-1)i/2+j}(\varepsilon_{t,1;i\varepsilon_{t,1;j}} - \Sigma_{\varepsilon_1\varepsilon_1;i,j})/s.e_{\varepsilon_1}(v)$. Since $\{\varepsilon_{t,1}\}$ is an i.i.d. sequence, we obtain $\text{Var}(II) = \text{Var}(\sum_{i=1}^{k_{2,1}(p)} \sum_{j=1}^i v_{(i-1)i/2+j}(\varepsilon_{t,1;i\varepsilon_{t,1;j}})/s.e_{\varepsilon_1}(v))^2 + O(1/n) = 1 + O(1/n)$, and we obtain due to Assumption 1(vi) $E\left(\sqrt{n}/((n-d)s.e_{\varepsilon_1}(v)) \sum_{i=1}^{k_{2,1}(p)} \sum_{j=1}^i v_{(i-1)i/2+j}(\varepsilon_{t,1;i\varepsilon_{t,1;j}})\right)^4 = 1/(ns.e_{\varepsilon_1}(v/\|v\|_1))E(\sum_{i=1}^{k_{2,1}(p)} \sum_{j=1}^i v_{(i-1)i/2+j}/\|v\|_1(\varepsilon_{t,1;i\varepsilon_{t,1;j}}))^4 + O(1/n) = O(1/n)$. Hence, Lyapounov's condition holds and the assertion follows by a central limit theorem for triangular arrays, see among others Theorem 27.3 of Billingsley (1995). \square

Proof of Theorem 6. First note that for some vectors $w_1, w_2 \in \mathbb{R}^{k_{2,1}(p)}$ we have $w_1^\top g_1(\cdot)w_2 = \sum_{s_1, s_2=1}^{k_{2,1}(p)} w_{1,s_1} e_{s_1}^\top g_1(\cdot) e_{s_2} w_{2,s_2}$, meaning $\nabla g_{1,w_1,w_2}(\cdot) = \sum_{s_1, s_2=1}^{k_{2,1}(p)} w_{1,s_1} \nabla_{g_1, e_{s_1}, e_{s_2}}(\cdot) w_{2,s_2}$. Thus, the vector $v = (v_1^\top, v_2^\top)^\top$ can be normalized. For this, let $u = (u_1^\top, u_2^\top)^\top = (v_1^\top/\|v\|_1, v_2^\top/\|v\|_1)^\top$ and we have $\sqrt{n}(v_1^\top, v_2^\top)^\top \left(\begin{pmatrix} \widehat{B}_1 \\ \widehat{D}^{(de)} \end{pmatrix} - \begin{pmatrix} B_1 \\ D \end{pmatrix} \right) e_r / \widehat{s.e.}_B(v, r) = \sqrt{n}(u_1^\top (g_1(\text{vech}(1/(n-d) \sum_{t=d+1}^n \widehat{\varepsilon}_{t,1} \widehat{\varepsilon}_{t,1}^\top)) - B_1) + u_2^\top (\widehat{D}^{(de)} - D) e_r) / \widehat{s.e.}_B(u, r) = (I + II)/s.e._B(u, r) + (I + II)/s.e._B(u, r)(s.e._B(u, r)/\widehat{s.e.}_B(u, r) - 1)$. Note that Assumption 1(vi) and $\|u\|_1 = 1$ implies $1/s.e._B(u, r) = O(\|v\|_1/\|v\|_2) = O(k_1(p))$.

For n large enough such that $1/(n-d) \sum_{t=d+1}^n \widehat{\varepsilon}_{t,1} \widehat{\varepsilon}_{t,1}^\top$ is in a neighborhood of $\Sigma_{\varepsilon_1\varepsilon_1}$ such that for all vectors $e_{s_1}, e_{s_2}, s_1, s_2 \in \{1, \dots, k_{2,1}(p)\}$ $e_{s_1}^\top g_1(\cdot) e_{s_2}$ possesses in that neighborhood the conditions proposed in Assumption 2. Then, since $e_{s_1}^\top g_1(\cdot) e_{s_2}$ is differentiable in that neighborhood, we obtain for some $c \in (0, 1)$ by the mean value theorem $\sqrt{n}e_{s_1}^\top (\widehat{B}_1 - B_1) e_{s_2} = \sqrt{n}(e_{s_1}^\top (g_1(\text{vech}(1/(n-d) \sum_{t=d+1}^n \widehat{\varepsilon}_{t,1} \widehat{\varepsilon}_{t,1}^\top)) - g_1(\text{vech}(\Sigma_{\varepsilon_1\varepsilon_1}))) e_{s_2} = \sqrt{n} \nabla g_{1,e_{s_1},e_{s_2}}(c \text{vech}(1/(n-d) \sum_{t=d+1}^n \widehat{\varepsilon}_{t,1} \widehat{\varepsilon}_{t,1}^\top) + (1-c) \text{vech}(\Sigma_{\varepsilon_1\varepsilon_1})) (\text{vech}(1/(n-d) \sum_{t=d+1}^n \widehat{\varepsilon}_{t,1} \widehat{\varepsilon}_{t,1}^\top) - \text{vech}(\Sigma_{\varepsilon_1\varepsilon_1})) = \nabla g_{1,e_{s_1},e_{s_2}}(\text{vech}(\Sigma_{\varepsilon_1\varepsilon_1})) \sqrt{n} (\text{vech}(1/(n-d) \sum_{t=d+1}^n \widehat{\varepsilon}_{t,1} \widehat{\varepsilon}_{t,1}^\top) - \text{vech}(\Sigma_{\varepsilon_1\varepsilon_1})) + [\nabla g_{1,e_{s_1},e_{s_2}}(c \text{vech}(1/(n-d) \sum_{t=d+1}^n \widehat{\varepsilon}_{t,1} \widehat{\varepsilon}_{t,1}^\top) + (1-c) \text{vech}(\Sigma_{\varepsilon_1\varepsilon_1})) - \nabla g_{1,e_{s_1},e_{s_2}}(\text{vech}(\Sigma_{\varepsilon_1\varepsilon_1}))] \times \sqrt{n} (\text{vech}(1/(n-d) \sum_{t=d+1}^n \widehat{\varepsilon}_{t,1} \widehat{\varepsilon}_{t,1}^\top) - \text{vech}(\Sigma_{\varepsilon_1\varepsilon_1})) = III + IV$. Furthermore, $\nabla g_{1,e_{s_1},e_{s_2}}(\cdot)$ is Lipschitz-continuous in that neighborhood and we obtain $|IV| \leq Kc\sqrt{n} \|\text{vech}(1/(n-d) \sum_{t=d+1}^n \widehat{\varepsilon}_{t,1} \widehat{\varepsilon}_{t,1}^\top) - \text{vech}(\Sigma_{\varepsilon_1\varepsilon_1})\|_2^2 = Kc/\sqrt{n} \|\sqrt{n}(\text{vech}(1/(n-d) \sum_{t=d+1}^n \widehat{\varepsilon}_{t,1} \widehat{\varepsilon}_{t,1}^\top) - \text{vech}(\Sigma_{\varepsilon_1\varepsilon_1}))\|_2^2 = O_P(k_{2,1}(p)^2/\sqrt{n})$ due to Lemma 10. Due to (15), we obtain $III = \nabla g_{1,e_{s_1},e_{s_2}}(\text{vech}(\Sigma_{\varepsilon_1\varepsilon_1})) \sqrt{n} (\text{vech}(1/(n-d) \sum_{t=d+1}^n \varepsilon_{t,1} \varepsilon_{t,1}^\top) - \text{vech}(\Sigma_{\varepsilon_1\varepsilon_1})) + O_P(k_1(p)^2 \sqrt{g(p,d,n)}/n(\sqrt{g(p,d,n)} + \sqrt{\log(p)}))$. Later on we show that this is asymptotically Gaussian, but first we go back to term II .

We have

$$\begin{aligned} II &= \sqrt{n}(1/(n-d) \sum_{t=d+1}^n u_2^\top \widehat{\varepsilon}_{t,2} \widehat{\varepsilon}_{t,1}^\top (\widehat{B}_1^{-1})^\top e_r - u_2^\top D e_r) \\ &= 1/\sqrt{n} \left(\sum_{t=d+1}^n u_2^\top \varepsilon_{t,2} \varepsilon_{t,1}^\top (B_1^{-1})^\top e_r - u_2^\top D e_r \right) + 1/\sqrt{n} \sum_{t=d+1}^n u_2^\top \varepsilon_{t,2} \varepsilon_{t,1}^\top (\widehat{B}_1^{-1} - B_1^{-1})^\top e_r \\ &\quad + 1/\sqrt{n} \sum_{t=d+1}^n u_2^\top (\widehat{\varepsilon}_{t,2} - \varepsilon_{t,2}) (\widehat{\varepsilon}_{t,1}^\top - \varepsilon_{t,1}^\top) (B_1^{-1})^\top e_r + 1/\sqrt{n} \sum_{t=d+1}^n u_2^\top \varepsilon_{t,2} (\widehat{\varepsilon}_{t,1}^\top - \varepsilon_{t,1}^\top) (B_1^{-1})^\top e_r \\ &\quad + 1/\sqrt{n} \sum_{t=d+1}^n u_2^\top \varepsilon_{t,2} (\widehat{\varepsilon}_{t,1}^\top - \varepsilon_{t,1}^\top) (\widehat{B}_1^{-1} - B_1^{-1})^\top e_r + 1/\sqrt{n} \sum_{t=d+1}^n u_2^\top (\widehat{\varepsilon}_{t,2} - \varepsilon_{t,2}) \varepsilon_{t,1}^\top (\widehat{B}_1^{-1} - B_1^{-1})^\top e_r \\ &\quad + 1/\sqrt{n} \sum_{t=d+1}^n u_2^\top (\widehat{\varepsilon}_{t,2} - \varepsilon_{t,2}) (\widehat{\varepsilon}_{t,1}^\top - \varepsilon_{t,1}^\top) (\widehat{B}_1^{-1} - B_1^{-1})^\top e_r + 1/\sqrt{n} \sum_{t=d+1}^n u_2^\top (\widehat{\varepsilon}_{t,2} - \varepsilon_{t,2}) \varepsilon_{t,1}^\top (B_1^{-1})^\top e_r \\ &= V + VI + VII + VIII + IX + X + XI + XII. \end{aligned}$$

Due to (15), Assumption 1(vi), the arguments used in the proof of Lemma 10 in Krampe et al. (2020), and $\|u_2\|_1 = 1$, we have that the terms *VII* to *XII* are $o_P(1/k_1(p))$ or more precisely $|VII| = O_P(k_1(p)^2/\sqrt{n}(g(p, d, n) + \sqrt{g(p, d, n) \log(p)}))$, $|VIII| = O_P(k_1(p)^2/\sqrt{n}(g(p, d, n) + \sqrt{g(p, d, n) \log(p)}))$, $|XII| = O_P(k_1(p)^2/\sqrt{n}(g(p, d, n) + \sqrt{g(p, d, n) \log(p)}))$, $|IX| = O_P(k_{2,1}(p)^3 k_1(p)^2/n(g(p, d, n) + \sqrt{g(p, d, n) \log(p)}))$, $|X| = O_P(k_{2,1}(p)^3 k_1(p)^2/n(g(p, d, n) + \sqrt{g(p, d, n) \log(p)}))$, and $|XI| = O_P(k_{2,1}(p)^3 \times k_1(p)^2/n(g(p, d, n) + \sqrt{g(p, d, n) \log(p)}))$. Furthermore, we have $VI = 1/\sqrt{n} \sum_{t=d+1}^n u_2^\top (Du_{t,1} + B_2 u_{t,2}) \times \varepsilon_{t,1}^\top (\widehat{B}_1^{-1} - B_1^{-1})^\top e_r = 1/\sqrt{n} \sum_{t=d+1}^n u_2^\top D(u_{t,1} \varepsilon_{t,1}^\top - B_1^{-1}) (\widehat{B}_1^{-1} - B_1^{-1})^\top e_r + 1/\sqrt{n} \sum_{t=d+1}^n u_2^\top D B_1^\top (\widehat{B}_1^{-1} - B_1^{-1})^\top e_r + 1/\sqrt{n} \sum_{t=d+1}^n u_2^\top B_2 u_{t,2} \varepsilon_{t,1}^\top (\widehat{B}_1^{-1} - B_1^{-1})^\top e_r = XIII + XIV + XV$. Since $u_{t,2}$ and $\varepsilon_{t,1}$ are independent for all $t \in \mathbb{Z}$, we have $XV = O_P(\|\widehat{B}_1^{-1} - B_1^{-1}\|_1 \sqrt{\log(p)}) = O_P(\sqrt{\log(p)}/n k_{2,1}(p)^{3/2})$. Furthermore, since $E(u_{t,1} \varepsilon_{t,1}^\top - B_1^{-1}) = 0$ for all $t \in \mathbb{Z}$, we have $XIII = O_P(\|\widehat{B}_1^{-1} - B_1^{-1}\|_1 \sqrt{\log(p)})$. Additionally, we have $XIV = \sqrt{n} u_2^\top D(B_1 - \widehat{B}_1)^\top (B_1^{-1})^\top e_r + \sqrt{n} u_2^\top D(B_1 - \widehat{B}_1)^\top (\widehat{B}_1^{-1} - B_1^{-1})^\top e_r + O_P(1/n) = \sqrt{n} u_2^\top D(B_1 - \widehat{B}_1)^\top (B_1^{-1})^\top e_r + O_P(\sqrt{\log(p)}/n k_{2,1}(p)^{5/2})$.

Thus, all together we obtain

$$\begin{aligned} & \sqrt{n}(u_1^\top (\widehat{B}_1 - B_1) + u_2^\top (\widehat{D}^{(de)} - D)) e_r / \widehat{s.e.}_B(u, r) = (\sqrt{n} u_1^\top (\widehat{B}_1 - B_1) e_r - \sqrt{n} e_r^\top B_1^{-1} (\widehat{B}_1 - B_1) D^\top u_2 + \\ & 1/\sqrt{n} (\sum_{t=d+1}^n u_2^\top \varepsilon_{t,2} \varepsilon_{t,1}^\top (B_1^{-1})^\top e_r - u_2^\top D e_r)) / s.e. _B(u, r) + o_P(1) \\ & = \left(\left[\nabla g_{1, u_1, e_r}(\text{vech}(\Sigma_{\varepsilon_1 \varepsilon_1})) + \nabla g_{1, -B_1^{-1} e_r, D^\top u_2}(\text{vech}(\Sigma_{\varepsilon_1 \varepsilon_1})) \right] \sqrt{n}(\text{vech}(1/(n-d) \sum_{t=d+1}^n \varepsilon_{t,1} \varepsilon_{t,1}^\top) \right. \\ & \left. - \text{vech}(\Sigma_{\varepsilon_1 \varepsilon_1})) + 1/\sqrt{n} (\sum_{t=d+1}^n u_2^\top \varepsilon_{t,2} \varepsilon_{t,1}^\top (B_1^{-1})^\top e_r - u_2^\top D e_r) \right) / s.e. _B(u, r) + o_P(1). \end{aligned} \quad (16)$$

Hence, it can be written as a sum of the i.i.d. sequence $\{\varepsilon_t\}$ and we show that this gives the proposed Gaussian limit. Additionally, since $\{u_{t,1}\}$ and $\{u_{t,2}\}$ are independent for $t \in \mathbb{Z}$, we have

$$\begin{aligned} & \text{Var}((\nabla g_{1, u_1, e_r}(\text{vech}(\Sigma_{\varepsilon_1 \varepsilon_1})) + \nabla g_{1, -B_1^{-1} e_r, D^\top u_2}(\text{vech}(\Sigma_{\varepsilon_1 \varepsilon_1}))) \\ & \times \sqrt{n}(\text{vech}(1/(n-d) \sum_{t=d+1}^n \varepsilon_{t,1} \varepsilon_{t,1}^\top) - \text{vech}(\Sigma_{\varepsilon_1 \varepsilon_1})) + 1/\sqrt{n} (\sum_{t=d+1}^n u_2^\top \varepsilon_{t,2} \varepsilon_{t,1}^\top (B_1^{-1})^\top e_r - u_2^\top D e_r)) \\ & = \text{Var}((\nabla g_{1, u_1, e_r}(\text{vech}(\Sigma_{\varepsilon_1 \varepsilon_1})) + \nabla g_{1, -B_1^{-1} e_r, D^\top u_2}(\text{vech}(\Sigma_{\varepsilon_1 \varepsilon_1}))) \text{vech}(B_1 u_{1,1} u_{1,1}^\top B_1^\top) + u_2^\top (D u_{1,1} + B_2 u_{1,2}) u_{1,1}^\top e_r) \\ & = : \text{Var}(w_1 \text{vech}(B_1 u_{1,1} u_{1,1}^\top B_1^\top) + u_2 D u_{1,1} u_{1,1}^\top e_r + u_2^\top D B_2 u_{1,2} u_{1,1}^\top e_r) \\ & = \text{Var}(w_1 \text{vech}(B_1 u_{1,1} u_{1,1}^\top B_1^\top) + u_2 D u_{1,1} u_{1,1}^\top e_r) + \text{Var}(u_2^\top D B_2 u_{1,2} u_{1,1}^\top e_r) \\ & = \text{Var}\left(\sum_{i=1}^{k_{2,2}(p)} \sum_{j=1}^i w_{1;(i-1)i/2+j} e_i^\top B_1 u_{1,1} u_{1,1}^\top B_1^\top e_j + u_2 D u_{1,1} u_{1,1}^\top e_r \right) + u_2 D \Sigma_{w_2 w_2} D^\top u_2 = s.e. _B(v/\|v\|_1, r)^2 \end{aligned}$$

Furthermore, we obtain due to the arguments of the proof of Lemma 10 and Assumption 1(vi)

$$\begin{aligned} & \sum_{t=d+1}^n E((\nabla g_{1, u_1, e_r}(\text{vech}(\Sigma_{\varepsilon_1 \varepsilon_1})) + \nabla g_{1, -B_1^{-1} e_r, D^\top u_2}(\text{vech}(\Sigma_{\varepsilon_1 \varepsilon_1}))) \sqrt{n}(\text{vech}(1/(n-d) \varepsilon_{t,1} \varepsilon_{t,1}^\top) \\ & + 1/\sqrt{n} (u_2^\top \varepsilon_{t,2} \varepsilon_{t,1}^\top (B_1^{-1})^\top e_r))^4 \\ & \leq \frac{16}{n} \left[E((\nabla g_{1, u_1, e_r}(\text{vech}(\Sigma_{\varepsilon_1 \varepsilon_1})) + \nabla g_{1, -B_1^{-1} e_r, D^\top u_2}(\text{vech}(\Sigma_{\varepsilon_1 \varepsilon_1}))) / s.e. _B(u, r)) (\text{vech}(\varepsilon_{1,1} \varepsilon_{1,1}^\top))^4 \right] \end{aligned}$$

$$+ E(u_2^\top \varepsilon_{1,2} \varepsilon_{1,1}^\top (B_1^{-1})^\top e_r / s.e._B(u, r))^4] = O(k_1(p)^2/n).$$

Hence, Lyapounov's condition holds and the first assertion follows by a central limit theorem for triangular arrays, see among others Theorem 27.3 of Billingsley (1995). It remains to show that $\widehat{s.e.}_B(u, r) - s.e._B(u, r) = o_P(1)$. This follows by the arguments above and by Lemma 5. More precisely, we have

$$\begin{aligned} & |\widehat{s.e.}_B(u, r)^2 - s.e._B(u, r)^2| \leq |u_2^\top \left((\widehat{D}^{(re)})_{\Sigma_{w_2 w_2}} (\widehat{D}^{(re)})^\top - D \Sigma_{w_2 w_2} D^\top \right) u_2| \\ & + \left| \frac{1}{n-d} \sum_{t=d+1}^n \left(\sum_{i=1}^{k_{2,2}(p)} \sum_{j=1}^i (\nabla g_{1, v_1, e_r}(\text{vech}(\frac{1}{n-d} \sum_{t=d+1}^n \widehat{\varepsilon}_{t,1} \widehat{\varepsilon}_{t,1}^\top))) \right. \right. \\ & + \nabla g_{1, -\widehat{B}_1^{-1} e_r, (\widehat{D}^{(re)})^\top v_2}(\text{vech}(\frac{1}{n-d} \sum_{t=d+1}^n \widehat{\varepsilon}_{t,1} \widehat{\varepsilon}_{t,1}^\top))_{(i-1)i/2+j} e_i^\top (\widehat{\varepsilon}_{t,1} \widehat{\varepsilon}_{t,1}^\top - \widehat{B}_1 \widehat{B}_1^\top) e_j \\ & + v_2 (\widehat{D}^{(re)}) (\widehat{B}_1^{-1} \widehat{\varepsilon}_{t,1} \widehat{\varepsilon}_{t,1}^\top (\widehat{B}_1^{-1})^\top - I_{k_{2,2}(p)}) e_r \left. \right)^2 \\ & - \text{Var} \left(\sum_{i=1}^{k_{2,2}(p)} \sum_{j=1}^i (\nabla g_{1, v_1, e_r}(\text{vech}(\Sigma_{\varepsilon_1 \varepsilon_1})) + \nabla g_{1, -B_1^{-1} e_r, D^\top v_2}(\text{vech}(\Sigma_{\varepsilon_1 \varepsilon_1}))_{(i-1)i/2+j} \right. \\ & \left. \times e_i^\top B_1 u_{1,1} u_{1,1}^\top B_1^\top e_j + v_2 D u_{1,1} u_{1,1}^\top e_r \right) \Big| \\ & = o_P((\log(p)/n)^{(1-\beta)/2} k_{2,2}(p) + 1/\sqrt{n} (k_{2,1}(p)^3 k_{2,2}(p))). \end{aligned}$$

Since $\{\varepsilon_t\}$ is an i.i.d. sequence with finite 8th moments, see Assumption 1(vi), the second assertion follows by applying the Nagaev's inequality to (16), see Lemma 12 in Krampe et al. (2020) and Corollary 1.7 in Nagaev (1979). \square

Proof of Theorem 7. We have $(\widehat{\Theta}_{h;jr}^{(de)} - \Theta_{h;jr}) = e_j^\top (\widehat{\Psi}_h^{(de)} \widehat{B}^{(de)}) e_r - e_j^\top \Psi_h B e_r - e_j^\top (\widehat{\Psi}_h^{(de)} - \widehat{\Psi}_h^{(re)}) (\widehat{B}^{(de)} - \widehat{B}^{(re)}) e_r = e_j^\top \left[(\widehat{\Psi}_h^{(de)} - \Psi_h) B + \Psi_h (\widehat{B}^{(de)} - B) + (\widehat{\Psi}_h^{(de)} - \Psi_h) (\widehat{B}^{(de)} - B) - (\widehat{\Psi}_h^{(de)} - \widehat{\Psi}_h^{(re)}) (\widehat{B}^{(de)} - \widehat{B}^{(re)}) \right] e_r = e_j^\top \left[(\widehat{\Psi}_h^{(de)} - \Psi_h) B + \Psi_h (\widehat{B}^{(de)} - B) \right] e_r + e_j^\top \left[(\widehat{\Psi}_h^{(de)} - \Psi_h) (\widehat{B}^{(re)} - B) + (\widehat{\Psi}_h^{(re)} - \Psi_h) (\widehat{B}^{(de)} - B) - (\widehat{\Psi}_h^{(re)} - \Psi_h) (\widehat{B}^{(re)} - B) \right] e_r =: I + II. Furthermore, we have by Hölder's inequality $\sqrt{n} |II| \leq \|\sqrt{n} e_j^\top (\widehat{\Psi}_h^{(de)} - \Psi_h)\|_\infty \|(\widehat{B}^{(re)} - B) e_r\|_1 + \|e_j (\widehat{\Psi}_h^{(re)} - \Psi_h)\|_1 \|\sqrt{n} (\widehat{B}^{(de)} - B) e_r\|_\infty + \|e_j (\widehat{\Psi}_h^{(re)} - \Psi_h)\|_1 \|\sqrt{n} (\widehat{B}^{(re)} - B)\|_\infty = o_P(\sqrt{\log(p)} k_2(p) (\log(p)/n)^{(1-\beta)/2} + k_1(p)^3 \sqrt{g(p, d, n)/n} \sqrt{\log(p)} + k_1(p)^3 \sqrt{g(p, d, n)/n} \sqrt{g(p, d, n)} k_2(p)) = o_P(1)$. By the proofs of Theorem 2 and 6 we have for some linear function \tilde{f}_1 $\text{Cov}(\sqrt{n} e_j^\top (\widehat{\Psi}_h^{(de)} - \Psi_h) B e_r, \sqrt{n} e_j^\top \Psi_h (\widehat{B}^{(de)} - B) e_r) = 1/n \text{Cov}(\sum_{t=d+1}^n \tilde{f}_1(W_t U_{t+h})) = o_P(1)$ since W_t and U_{t+h} are independent. Hence, $\text{Var}(\sqrt{n} (\widehat{\Theta}_{h;jr}^{(de)} - \Theta_{h;jr})) = n \text{Var}(e_j^\top \left[(\widehat{\Psi}_h^{(de)} - \Psi_h) B + \Psi_h (\widehat{B}^{(de)} - B) \right] e_r) + o_P(1) = s.e._\Psi(j, h, B e_r)^2 + s.e._B(\Psi_h e_j, r)^2$ and the assertion follows by Theorem 2 and 6. $\square$$

Proof of Theorem 8. We show that, as $n \rightarrow \infty$, $\sqrt{n}/\widehat{s.e.}_\Theta^*(h, j, r) (\widehat{\Theta}_{h;jr}^{*(de)} - \widehat{\Theta}_{h;jr}^{(boot)}) \xrightarrow{d} \mathcal{N}(0, 1)$ in probability, from which the assertion follows by the triangular inequality and Theorem 7. To show this, we can mainly follow the arguments of the proofs of Theorem 2, 6, and 7.

Note that $\{\varepsilon_t^*\}$ is generated as an i.i.d. sequence and it possesses at least as many finite moments as $\{\varepsilon_t\}$. Furthermore, Assumption 1 ensures that the largest absolute eigenvalue of $\widehat{\mathbf{A}}^{(thr)}$ is for n large enough smaller than one and, consequently, the pseudo time series possesses a geometric decaying functional dependence. We have $\text{Var}^*(\varepsilon_1^*) = \text{Var}^*(((\varepsilon_{1,1}^*)^\top, (\varepsilon_{1,2}^*)^\top)^\top)$ and $\text{Var}^*(\varepsilon_{1,1}^*) = 1/(n -$

d) $\sum_{t=d+1}^n \widehat{\varepsilon}_{t,1} \widehat{\varepsilon}_{t,1}^\top = \widehat{B}_1$, $\text{Cov}^*(\varepsilon_{1,1}^*, \varepsilon_{2,2}^*) = \text{Cov}^*(\varepsilon_{1,1}^*, \widehat{D}^{(re)} \widehat{B}_1^{-1} \varepsilon_{1,1}^* + w_1^*) = (\widehat{D}^{(re)})^\top$, and $\text{Var}^*(\varepsilon_{1,2}^*, \varepsilon_{1,2}^*) = \text{Var}^*(\widehat{D}^{(re)} \widehat{B}_1^{-1} \varepsilon_{1,1}^* + w_1^*) = \widehat{D}^{(re)} (\widehat{D}^{(re)})^\top + \widehat{\Sigma}_{w_2 w_2}$. That means $\text{Var}^*(\varepsilon_1^*) = \widehat{\Sigma}_\varepsilon$. Since $\|\widehat{\Sigma}_\varepsilon - \Sigma_\varepsilon\|_l = O_P(k_2(p)(\log(p)/n)^{(1-\beta)/2})$ and $\sum_{s=1}^d \|\widehat{A}_s^{(thr)} - A_s\|_l = O_P(k_1(p)^{1.5} \sqrt{\log(p)/n})$, we have that $\{X_t^*\}$ approximates well-enough the autocovariance of X_t which gives $\widehat{s.e.}_\Psi^*(j, h, \widehat{B}^{(re)} e_r) = s.e._\Psi(j, h, \widehat{B}^{(re)} e_r) + o_P(1)$. Note that $\|\widehat{A} - A\|_\infty = O_P(k_1(p)^{1.5} \sqrt{g(p, d, n)/n})$ which implies $\|\widehat{\Xi}^{(re)*} - \Xi\|_\infty = O_P(k_1(p)^{3.5} \times \sqrt{g(p, d, n)/n})$. Thus by the same arguments used in the proof of Theorem 2 and Lemma 9 with an additional $k_1(p)^{0.5}$, we obtain $\sqrt{n} e_j^\top (\widehat{\Psi}_h^{*(de)} - \widehat{\Psi}_h^{(boot)}) \widehat{B}^{(re)} e_r / \widehat{s.e.}_\Psi^*(j, h, \widehat{B}^{(re)} e_r) \xrightarrow{d} \mathcal{N}(0, 1)$ in probability.

Since $\{\varepsilon_{t,1}^*\}$ is drawn i.i.d. from $\{\widehat{\varepsilon}_{t,1}, t = d+1, \dots, n\}$, we have for $r, s \in \{1, \dots, k_{2,1}(p)\}$ that $\text{Var}^*(\varepsilon_{1,1;r}^*, \varepsilon_{1,1;s}^*) = 1/(n-d) \sum_{t=d+1}^n (\widehat{\varepsilon}_{t,1;r} \widehat{\varepsilon}_{t,1;s})^2 - e_r^\top \widehat{B}_1 \widehat{B}_1^\top e_s$. Thus, $\sum_{r,s} |\text{Var}^*(\varepsilon_{1,1;r}^*, \varepsilon_{1,1;s}^*) - \text{Var}(\varepsilon_{1,1;r} \varepsilon_{1,1;s})| = \sum_{r,s=1}^{k_{2,1}(p)} |1/(n-d) \sum_{t=d+1}^n (\widehat{\varepsilon}_{t,1;r} \widehat{\varepsilon}_{t,1;s})^2 - E(\varepsilon_{1,1;r} \varepsilon_{1,1;s})^2 + e_r^\top (\widehat{B}_1 \widehat{B}_1^\top - B_1 B_1) e_s| = O_P(k_{2,1}(p)^2 / \sqrt{n})$. Hence, also the fourth moment of $\{\varepsilon_{t,1}\}$ is approximated well enough and we can follow the arguments of the proof of Theorem 6 to obtain $\sqrt{n} / \widehat{s.e.}_B(\widehat{\Psi}^{(re)} e_j, r) \widehat{\Psi}^{(re)} e_j^\top (\widehat{B}^{(de)} - B) e_r \xrightarrow{d} \mathcal{N}(0, 1)$. The assertion follows then by the arguments of the proof of Theorem 7. \square

References

- Bai, J., Li, K., and Lu, L. (2016). Estimation and Inference of FAVAR Models. *Journal of Business & Economic Statistics*, 34(4):620–641.
- Banbura, M., Giannone, D., and Reichlin, L. (2010). Large Bayesian vector auto regressions. *Journal of Applied Econometrics*, 25(1):71–92.
- Basu, S. and Michailidis, G. (2015). Regularized estimation in sparse high-dimensional time series models. *The Annals of Statistics*, 43(4):1535–1567.
- Benkwitz, A., Neumann, M. H., and Lütekpohl, H. (2000). Problems related to confidence intervals for impulse responses of autoregressive processes. *Econometric Reviews*, 19(1):69–103.
- Bernanke, B. S., Boivin, J., and Eliasch, P. (2005). Measuring the effects of monetary policy: A factor-augmented vector autoregressive (FAVAR) approach. *Quarterly Journal of Economics*, 120(1):387–422.
- Bickel, P. J. and Freedman, D. A. (1981). Some asymptotic theory for the bootstrap. *Ann. Statist.*, 9(6):1196–1217.
- Bickel, P. J. and Levina, E. (2008). Covariance regularization by thresholding. *The Annals of Statistics*, 36(6):2577–2604.
- Billingsley, P. (1995). Probability and measure. wiley series in probability and mathematical statistics.
- Burbidge, J. and Harrison, A. (1984). Testing for the effects of oil-price rises using vector autoregressions. *International Economic Review*, pages 459–484.

- Cai, T. and Liu, W. (2011). Adaptive thresholding for sparse covariance matrix estimation. *Journal of the American Statistical Association*, 106(494):672–684.
- Cai, T. T., Liu, W., Zhou, H. H., et al. (2016). Estimating sparse precision matrix: Optimal rates of convergence and adaptive estimation. *The Annals of Statistics*, 44(2):455–488.
- Canova, F. and Ciccarelli, M. (2013). Panel vector autoregressive models: A survey. In *VAR Models in Macroeconomics—New Developments and Applications: Essays in Honor of Christopher A. Sims*, pages 205–246. Emerald Group Publishing Limited.
- Chatterjee, A. and Lahiri, S. (2010). Asymptotic properties of the residual bootstrap for lasso estimators. *Proceedings of the American Mathematical Society*, 138(12):4497–4509.
- Chaudhry, A., Xu, P., and Gu, Q. (2017). Uncertainty assessment and false discovery rate control in high-dimensional Granger causal inference. In Precup, D. and Teh, Y. W., editors, *Proceedings of the 34th International Conference on Machine Learning*, volume 70 of *Proceedings of Machine Learning Research*, pages 684–693, International Convention Centre, Sydney, Australia. PMLR.
- Christiano, L. J., Eichenbaum, M., and Evans, C. (1996). The effects of monetary policy shocks: some evidence from the flow of funds. *Review of Economics and Statistics*, 78(2):16–34.
- Christiano, L. J., Eichenbaum, M., and Evans, C. L. (2005). Nominal rigidities and the dynamic effects of a shock to monetary policy. *Journal of Political Economy*, 113(1):1–45.
- Chudik, A. and Pesaran, M. H. (2011). Infinite-dimensional VARs and factor models. *Journal of Econometrics*, 163(1):4–22.
- Chudik, A. and Pesaran, M. H. (2016). Theory and practice of gvar modelling. *Journal of Economic Surveys*, 30(1):165–197.
- Dees, S., Mauro, F. d., Pesaran, M. H., and Smith, L. V. (2007). Exploring the international linkages of the euro area: a global var analysis. *Journal of applied econometrics*, 22(1):1–38.
- Dezeure, R., Bühlmann, P., and Zhang, C.-H. (2017). High-dimensional simultaneous inference with the bootstrap. *Test*, 26(4):685–719.
- Forni, M., Giannone, D., Lippi, M., and Reichlin, L. (2009). Opening the black box: structural factor models with large cross sections. *Econometric Theory*, 23(5):1319–1347.
- Garcia, M. G., Medeiros, M. C., and Vasconcelos, G. F. (2017). Real-time inflation forecasting with high-dimensional models: The case of brazil. *International Journal of Forecasting*, 33(3):679–693.
- Han, F., Lu, H., and Liu, H. (2015). A direct estimation of high dimensional stationary vector autoregressions. *The Journal of Machine Learning Research*, 16(1):3115–3150.

- Javanmard, A. and Montanari, A. (2014). Confidence intervals and hypothesis testing for high-dimensional regression. *The Journal of Machine Learning Research*, 15(1):2869–2909.
- Jordà, Ò. (2005). Estimation and inference of impulse responses by local projections. *American economic review*, 95(1):161–182.
- Kilian, L. and Lütkepohl, H. (2017). *Structural vector autoregressive analysis*. Cambridge University Press.
- Knight, K. and Fu, W. (2000). Asymptotics for lasso-type estimators. *The Annals of Statistics*, pages 1356–1378.
- Kock, A. B. and Callot, L. (2015). Oracle inequalities for high dimensional vector autoregressions. *Journal of Econometrics*, 186(2):325–344.
- Krampe, J., Kreiss, J., and Paparoditis, E. (2020). Bootstrap based inference for sparse high-dimensional time series models. *to appear in Bernoulli*.
- Krampe, J. and Paparoditis, E. (2020). Statistical estimation of high-dimensional vector autoregressive models. *arXiv preprint arXiv:2006.05345*.
- Ledoit, O. and Wolf, M. (2012). Nonlinear shrinkage estimation of large-dimensional covariance matrices. *The Annals of Statistics*, 40(2):1024–1060.
- Liu, W., Xiao, H., and Wu, W. B. (2013). Probability and moment inequalities under dependence. *Statistica sinica*, pages 1257–1272.
- Lütkepohl, H. (2007). *New Introduction to Multiple Time Series Analysis*. Springer Berlin Heidelberg.
- Masini, R. P., Medeiros, M. C., and Mendes, E. F. (2019). Regularized estimation of high-dimensional vector autoregressions with weakly dependent innovations. *arXiv preprint arXiv:1912.09002*.
- Mohaddes, K. and Raissi, M. (2018). Compilation, Revision and Updating of the Global VAR (GVAR) Database, 1979Q2-2016Q4. *University of Cambridge: Faculty of Economics (mimeo)*.
- Nagaev, S. V. (1979). Large deviations of sums of independent random variables. *The Annals of Probability*, pages 745–789.
- Neykov, M., Ning, Y., Liu, J., and Liu, H. (2018). A unified theory of confidence regions and testing for high-dimensional estimating equations. *Statistical Science*, 33(3):427–443.
- Pesaran, M. H., Schuermann, T., and Weiner, S. M. (2004). Modeling regional interdependencies using a global error-correcting macroeconomic model. *Journal of Business & Economic Statistics*, 22(2):129–162.
- R Core Team (2019). *R: A Language and Environment for Statistical Computing*. R Foundation for Statistical Computing, Vienna, Austria.

- Reinsel, G. C. (2003). *Elements of multivariate time series analysis*. Springer Science & Business Media.
- Rothman, A. J. (2013). *PDSCE: Positive definite sparse covariance estimators*. R package version 1.2.
- Rothman, A. J., Levina, E., and Zhu, J. (2009). Generalized thresholding of large covariance matrices. *Journal of the American Statistical Association*, 104(485):177–186.
- Simon, N., Friedman, J., Hastie, T., and Tibshirani, R. (2011). Regularization paths for cox’s proportional hazards model via coordinate descent. *Journal of Statistical Software*, 39(5):1–13.
- Sims, C. A. (1980). Macroeconomics and reality. *Econometrica: journal of the Econometric Society*, pages 1–48.
- Song, S. and Bickel, P. J. (2011). Large vector auto regressions. *Preprint arXiv:1106.3915*.
- Stock, J. H. and Watson, M. W. (2011). Dynamic factor models. In Clements, M. P. and Hendry, D. F., editors, *The Oxford Handbook of Economic Forecasting*. Oxford University Press.
- Stock, J. H. and Watson, M. W. (2016). Dynamic factor models, factor-augmented vector autoregressions, and structural vector autoregressions in macroeconomics. In *Handbook of macroeconomics*, volume 2, pages 415–525. Elsevier.
- Tsay, R. S. (2013). *Multivariate time series analysis: with R and financial applications*. John Wiley & Sons.
- van de Geer, S., Bühlmann, P., Ritov, Y., and Dezeure, R. (2014). On asymptotically optimal confidence regions and tests for high-dimensional models. *The Annals of Statistics*, 42(3):1166–1202.
- Wu, W. B. (2005). Nonlinear system theory: Another look at dependence. *Proceedings of the National Academy of Sciences*, 102(40):14150–14154.
- Wu, W. B. (2011). Asymptotic theory for stationary processes. *Statistics and its Interface*, 4(2):207–226.
- Wu, W.-B., Wu, Y. N., et al. (2016). Performance bounds for parameter estimates of high-dimensional linear models with correlated errors. *Electronic Journal of Statistics*, 10(1):352–379.
- Yamamoto, Y. (2019). Bootstrap inference for impulse response functions in factor-augmented vector autoregressions. *Journal of Applied Econometrics*, 34(2):247–267.
- Yan, Y. and Lin, F. (2016). *FinCovRegularization: Covariance Matrix Estimation and Regularization for Finance*. R package version 1.1.0.
- Zhang, C.-H. and Zhang, S. S. (2014). Confidence intervals for low dimensional parameters in high dimensional linear models. *Journal of the Royal Statistical Society: Series B (Statistical Methodology)*, 76(1):217–242.
- Zheng, L., Raskutti, G., et al. (2019). Testing for high-dimensional network parameters in auto-regressive models. *Electronic Journal of Statistics*, 13(2):4977–5043.

Appendix

Simulation models

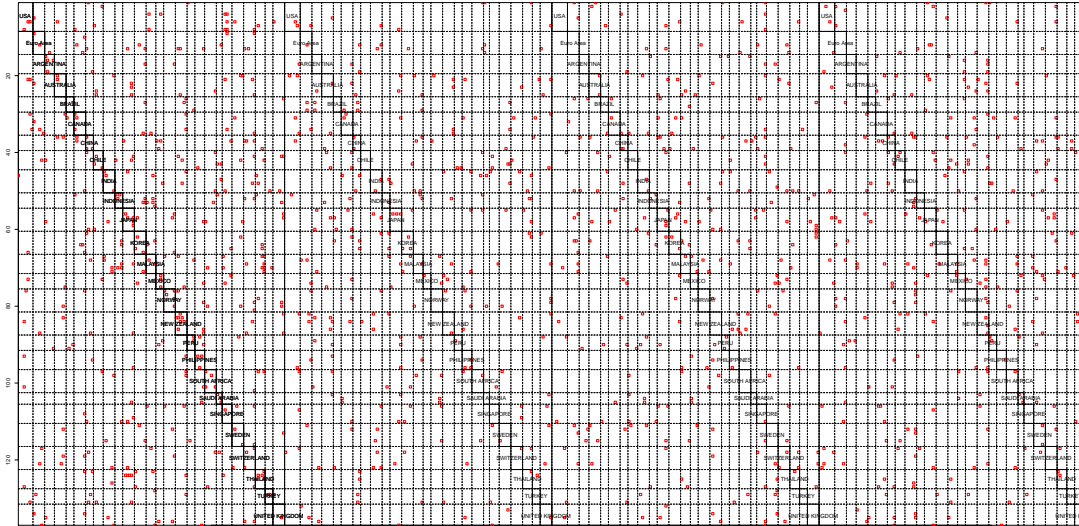


Figure 3: The coefficient matrices $A_1 : A_2 : A_3 : A_4$ the VAR(4) model in Example 1. Non-zero entries are marked by a red square.

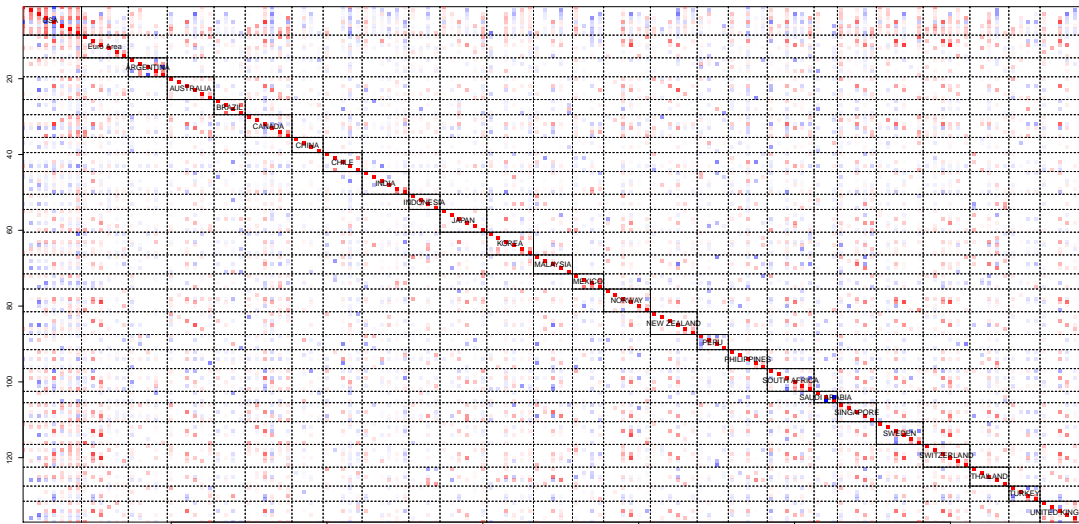


Figure 4: The correlation matrix of the innovation process used in the VAR(4) model in Example 1. Positive values are marked by a red square, negative values by a blue square.