
Quantity vs. Quality: On Hyperparameter Optimization for Deep Reinforcement Learning

Lars Hertel

Department of Statistics
University of California, Irvine
Irvine, CA, 92697
lhertel@uci.edu

Pierre Baldi

Department of Computer Science
University of California, Irvine
Irvine, CA 92697
pfbaldi@uci.edu

Daniel L. Gillen

Department of Statistics
University of California, Irvine
Irvine, CA, 92697
dgillen@uci.edu

Abstract

Reinforcement learning algorithms can show strong variation in performance between training runs with different random seeds. In this paper we explore how this affects hyperparameter optimization when the goal is to find hyperparameter settings that perform well across random seeds. In particular, we benchmark whether it is better to explore a large *quantity* of hyperparameter settings via pruning of bad performers, or if it is better to aim for *quality* of collected results by using repetitions. For this we consider the Successive Halving, Random Search, and Bayesian Optimization algorithms, the latter two with and without repetitions. We apply these to tuning the PPO2 algorithm [Schulman et al., 2017] on the Cartpole balancing task and the Inverted Pendulum Swing-up task. We demonstrate that pruning may negatively affect the optimization and that repeated sampling does not help in finding hyperparameter settings that perform better across random seeds. From our experiments we conclude that Bayesian optimization with a noise robust acquisition function is the best choice for hyperparameter optimization in reinforcement learning tasks.

1 Introduction

Many reinforcement learning methods can show significant variation in performance between runs with different random seeds [Henderson et al., 2018, Islam et al., 2017, Nagarajan et al., 2018, Colas et al., 2018]. This poses an issue for conducting hyperparameter optimization where the goal is to find hyperparameters configurations that perform well across random seeds.

Common hyperparameter optimization strategies typically assume noiseless observations or a negligible amount of uncertainty. For example, most hyperparameter optimization algorithms check different settings and then suggest the best observed. However, if observations vary drastically between random seeds, the best observed configuration may not be the configuration that performs best when averaged across many random seeds. Most model-free hyperparameter optimization methods such as random search [Bergstra and Bengio, 2012], successive halving [Jamieson and Talwalkar, 2016, Li et al., 2016], and population-based training [Jaderberg et al., 2017] have no clear way of handling noisy observations other than evaluating multiple seeds and averaging. Evolutionary algorithms can handle noise [Loshchilov and Hutter, 2016], but may require an infeasibly large number of

function evaluations. Finally, while model-based methods such as Bayesian optimization have a principled way to model uncertainty, they may potentially break down in the way new query points are selected, that is, the acquisition function [Picheny et al., 2013]. Using standard hyperparameter optimization methods for situations where variation between random seeds is high may therefore result in suboptimal hyperparameter configurations.

In order to deal with noise in hyperparameter optimization, some researchers have adopted the practice of averaging across random seeds even during the hyperparameter search itself [Balandat et al., 2019, Falkner et al., 2018, Duan et al., 2016]. Other sources [Hill et al., 2018] use hyperparameter optimization algorithms that are known to generally perform well but not necessarily deal with noise. In this paper we assume that the goal is to find a hyperparameter optimization that performs well across random seeds. With that in mind, we benchmark different hyperparameter optimization strategies tuning a deep reinforcement learning algorithm on two continuous control tasks.

2 Methods

2.1 Problem Statement

In order to define the problem we consider hyperparameters $\lambda \in \Lambda$. We define the mean reward resulting from training with λ and a randomly picked seed as $\Psi(\lambda)$. Finally, we define the expected mean reward across all random seeds for that hyperparameter settings as $\mathbb{E}[\Psi(\lambda)] = f(\lambda)$. The goal of the hyperparameter optimization here is to find

$$\lambda^* = \arg \max_{\lambda \in \Lambda} f(\lambda), \quad (1)$$

that is the hyperparameter setting λ^* that yields the largest mean reward across random seeds. The optimization in equation 1 is difficult because $f(\lambda)$ is unavailable and observations $\Psi(\lambda)$ are computationally expensive. In particular, hyperparameter optimization faces two problems:

1. Choosing where to evaluate the next λ_i during the optimization may be impacted by observation noise, because previous observations may be unreliable.
2. Choosing λ^* at the end of the optimization may be impacted, because the observed performance of each λ_i is marred by noise.

2.2 Repeated Evaluation

A simple way to approximate $f(\lambda_i)$ is to collect repeated evaluations and average the measurements $\bar{\Psi}(\lambda_i) = \sum_{j=1}^K \Psi(\lambda_i^j)$. While this approach is conceptually easy, the number of repetitions is often constrained by a computational budget. For this reason, the question is whether repetition is the optimal strategy or if it would be better to just evaluate more individual samples. We now review a number of commonly used approaches to hyperparameter optimization and how these approaches are impacted by observation noise.

2.3 Model-free Optimization

Random Search

Random search is a simple and popular model-free hyperparameter search algorithm [Bergstra and Bengio, 2012]. In particular, random search can often serve as a simple but robust baseline against more complex methods [Li and Talwalkar, 2019]. In random search hyperparameter configurations λ are sampled uniformly at random from the specified hyperparameter space Λ . At the end of the optimization, the best observed hyperparameter setting λ^* is picked.

When applying random search in a setting where there is uncertainty, the suggestion of hyperparameter configurations is not impacted. However, the choice of the final recommended configuration may be influenced. In the presence of noise the best observed setting may not be the on-average best setting. This issue can be alleviated using repetition as described in Section 2.2, however at a higher computational cost. In experiments we denote random search as *Random Search* and *Random Search x3* for using one or three evaluations, respectively.

Bandit Algorithms

Another more recent model-free approach to hyperparameter search is the bandit-based *Successive Halving Algorithm* (SHA) [Jamieson and Talwalkar, 2016], as well as its extensions *Hyperband* [Li et al., 2016], and *Asynchronous Successive Halving* (ASHA) [Li et al., 2018]. Hyperband has been shown to outperform random search and model-based search methods on many hyperparameter optimization benchmarks. Similar results are available for the ASHA algorithm. SHA operates by randomly sampling configurations and allocating increasingly larger budgets to well-performing configurations. In the beginning, a small budget is allocated to each configuration. All configurations are evaluated and the top $1/\eta$ of configurations are promoted. Then the budget for each promoted configuration is increased by a factor of η . This is repeated until the maximum per-configuration budget is reached. When tuning neural networks with SHA, the budget is usually the number of training iterations. That way the algorithm can probe a lot of configurations without fully evaluating them. An algorithm that closely resembles SHA is used to tune hyperparameters in the Stable-baselines [Hill et al., 2018] package. We imitate the setup there by using the number of training steps as the resource. We refer to this as *ASHA* in experiments since we are using the asynchronous version of SHA.

Evolutionary Algorithms

Lastly, evolutionary algorithms have recently been successfully applied to hyperparameter optimization and architecture search for neural networks [Real et al., 2017]. One algorithm inspired by this paradigm is Population-Based Training (PBT) [Jaderberg et al., 2017]. In PBT a population of models is trained jointly with optimizing their hyperparameters. Contrary to most other hyperparameter optimization approaches PBT allows schedules of hyperparameters via its perturbation mechanism. PBT has shown strong results in multiple domains including the training of reinforcement learning agents. There is however a distinct difference in the goal of PBT compared to the other approaches discussed in this section. While most hyperparameter optimization methods aim to find the best performing hyperparameter setting, PBT aims to deliver an optimally trained agent. Retraining that model is complicated because a schedule of hyperparameter settings needs to be considered. For this reason we do not include PBT in our empirical evaluations.

Classic evolutionary algorithms such as CMA-ES [Hansen et al., 2003] have also been applied to hyperparameter optimization [Loshchilov and Hutter, 2016, Hansen et al., 2019]. Due to the fact that these approaches tend to excel on problems with a larger number of function evaluations we have omitted comparison to these for now and leave this to future work.

2.4 Bayesian Optimization

[Bergstra et al., 2011] and [Snoek et al., 2012] demonstrated the feasibility of using Bayesian optimization for hyperparameter optimization. Bayesian optimization (BO) is a model-based approach to global derivative-free optimization of blackbox functions. Given existing observations of configurations and associated objective values, BO fits a surrogate model from the search space to the objective. This model is usually faster to evaluate than the objective function itself. For this reason, a large number of predictions of objective values can be made. An *acquisition function* describes the utility of each prediction. By maximizing the acquisition function one can find the optimal next point to evaluate.

As described by [Srinivas et al., 2009], it is common to use a Gaussian Process (GP) as a surrogate model for $f(\lambda)$. For the covariance kernel the Matern 5/2 kernel is a common choice. Assuming normal observations noise, $\Psi(\lambda) \sim \mathcal{N}(f(\lambda), \tau^2)$. This offers a natural framework for noisy observations. Inference for the observation noise τ^2 can be made via maximization of the marginal likelihood. In particular, given a collection of observations $\mathcal{C} = \{(\lambda_i, \Psi_i)\}_{i=1}^n$ and a GP prior, we can obtain the posterior distribution at hyperparameter setting λ as $f(\lambda) | \mathcal{C} \sim \mathcal{N}(\mu_n(\lambda), \sigma_n^2(\lambda))$. Assuming a zero prior, the posterior mean and variance are given by:

$$\begin{aligned}\mu_n(\lambda) &= \mathbf{k}(\lambda)^T (\mathbf{K} + \tau^2 \mathbf{I})^{-1} \\ \sigma_n^2(\lambda) &= k(\lambda, \lambda) - \mathbf{k}(\lambda)^T (\mathbf{K} + \tau^2 \mathbf{I})^{-1} \mathbf{k}(\lambda)\end{aligned}$$

where $\mathbf{k}(\lambda)$ is the vector of covariances with all previous observations and \mathbf{K} is the covariance matrix of the observations.

Expected Improvement

As mentioned before, Bayesian optimization chooses the next point to evaluate via the acquisition function. The most popular choice of acquisition function for hyperparameter optimization is the expected improvement (EI) [Mockus et al., 1978]. The EI is given by

$$EI(\boldsymbol{\lambda}) = \mathbb{E}_{f(\boldsymbol{\lambda})|C}[\mathbb{I}(\Psi_{min}, f(\boldsymbol{\lambda}))]. \quad (2)$$

where $\mathbb{I}(r, s) = \max(0, r - s)$ and $\Psi_{min} = \min_{1 \leq i \leq n} \Psi_i$ is the minimum observed validation loss. Part of why the EI is popular is that it can be computed analytically. However, in the noisy setting when $\text{Var}(\Psi(\boldsymbol{\lambda}))$ is large, Ψ_{min} may just be low by chance and mislead the optimization. This can result in over-exploitation around Ψ_{min} and the optimization getting "stuck" around this point. In experiments we refer to EI as *GPyOpt-EI* since we are using the GPyOpt [authors, 2016] implementation. We also show experiments for *GPyOpt-EI x3*, referring to EI with averaging across three repetitions for each hyperparameter setting.

Noisy Expected Improvement

[Letham et al., 2019] extended expected improvement to handle noisy observations by taking the expectation over observations. Ignoring constraint handling also introduced by the authors, the noisy expected improvement (NEI) can be written as:

$$NEI(\boldsymbol{\lambda}) = \mathbb{E}_{f(\boldsymbol{\lambda}_{1:n})|C^*}[\mathbb{E}_{f(\boldsymbol{\lambda})|C^*}[\mathbb{I}(\Psi_{min}^*, f(\boldsymbol{\lambda}))]]. \quad (3)$$

where $C^* = \{(\boldsymbol{\lambda}_i, \Psi^*(\boldsymbol{\lambda}_i)) : \Psi^*(\boldsymbol{\lambda}_i) \sim f(\boldsymbol{\lambda}_i) | C\}_{i=1}^n$ is a fantasy dataset sampled from the posterior and Ψ_{min}^* is the minimum of the fantasy dataset. In practice, this approach fits a GP model with a residual variance term. Samples are drawn from the posterior at the observed points and new, noise-less GP models are fitted for each sample. For each noise-less fantasy model the EI is computed for a point $f(\boldsymbol{\lambda})$ under that model. The EI values for $\boldsymbol{\lambda}$ are then averaged across the fantasies to obtain the NEI. [Balandat et al., 2019] simplify this approach by taking the expectation over the joint posterior:

$$qNEI(\boldsymbol{\lambda}) = \mathbb{E}_{f(\boldsymbol{\lambda}), f(\boldsymbol{\lambda}_{1:n})|C}[\mathbb{I}(\min f(\boldsymbol{\lambda}_{1:n}), f(\boldsymbol{\lambda}))]. \quad (4)$$

[Letham et al., 2019] showed that NEI outperforms regular EI on objective functions with Gaussian noise and given the true variance. In our experiments we infer the variance τ^2 . We further note that the true distribution of $\Psi(\boldsymbol{\lambda})$ may be non-gaussian which could impact the performance of NEI. In experiments we will use the qNEI implemented in BoTorch¹ to calculate the noisy expected improvement and refer to it as *BoTorch-qNEI*.

Lower Confidence Bound

An alternative to the EI criterion is the Lower(Upper) Confidence Bound (LCB) criterion [Srinivas et al., 2009]. The LCB takes the form

$$LCB(\boldsymbol{\lambda}) = \mu_n(\boldsymbol{\lambda}) + \beta \sigma_n(\boldsymbol{\lambda}) \quad (5)$$

where β is a coefficient set by the user. This coefficient is sometimes termed the *exploration weight*. Tuning the exploration weight may improve the performance of LCB. However, since in practice the computational budget to tune this parameter is rarely available, we use a default value of $\beta = 2$. While LCB has been shown to be outperformed by EI on noise-less objective functions [Snoek et al., 2012], contrary to EI it is not impacted by noise. This is due to the fact that it only depends on the posterior mean and variance. In all experiments we refer to LCB as *GPyOpt-LCB*.

We note that there are more available acquisition functions than the ones presented in this section. In particular, the knowledge gradient [Scott et al., 2011, Wu and Frazier, 2016] is an acquisition function that, while difficult to compute, can handle noise and has been shown to outperform the presented acquisition functions [Balandat et al., 2019]. Furthermore, entropy-search-based methods [Hennig and Schuler, 2012, Hernández-Lobato et al., 2014, Wang and Jegelka, 2017] also naturally handle noise. We leave the evaluation of these methods to future work.

While the choice of acquisition function determines how to choose the next point, one still needs to pick a best setting at the end of the optimization. In the noise-less case this is often done by

¹<https://botorch.org/>

picking the best observed λ_i . [Frazier, 2018] suggests to rely on the surrogate model and pick the best predicted λ from that model. Since this approach is robust to noise we use the predicted best λ in all experiments. To make this feasible in multi-dimensional tasks we find the best predicted by optimizing an LCB acquisition with $\beta = 0$, thereby utilizing existing optimization tools in BoTorch and GPyOpt.

3 Experiments

3.1 Cartpole Balancing

First, we compare the introduced algorithms on the cartpole balancing task. The cartpole task [Barto et al., 1983] is a continuous control problem that requires to balance a pole on a friction-less cart. The cart can be moved left or right. A screenshot of the task is shown in Figure 1.

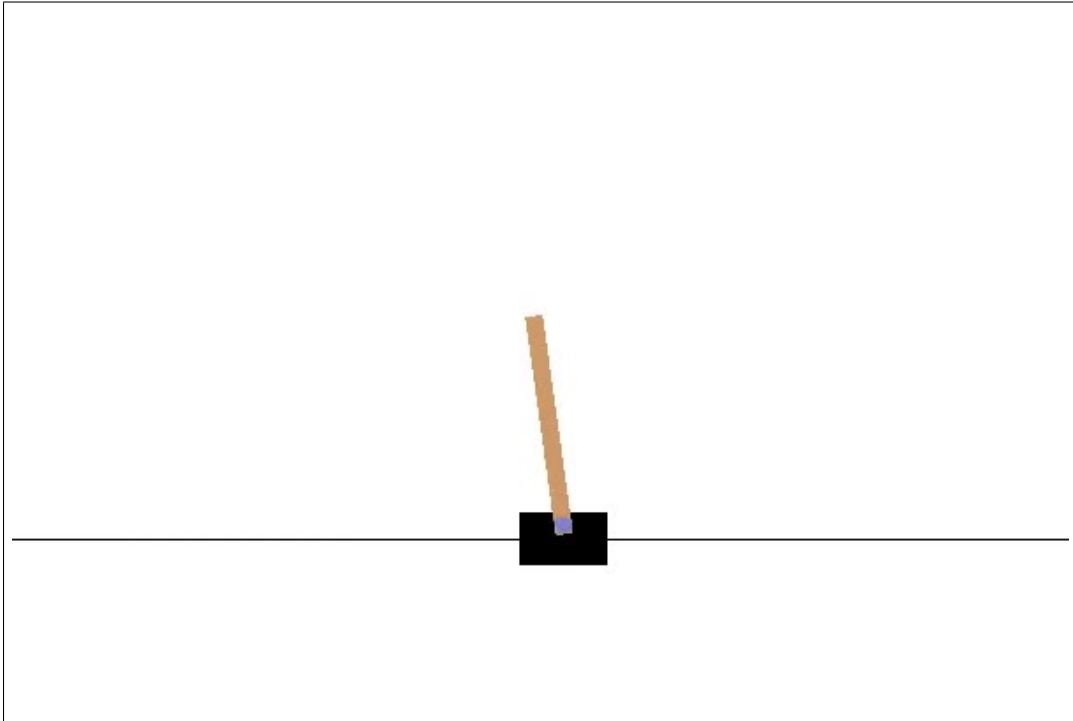


Figure 1: Screenshot of the cartpole task.

The cartpole task has been used as a benchmark for reinforcement learning (RL) algorithms [Duan et al., 2016] and most recently to benchmark hyperparameter optimization for reinforcement learning [Falkner et al., 2018, Balandat et al., 2019]. We tune the hyperparameters of the proximal policy optimization algorithm by Schulman et al. [2017]. We use the implementation from Stable-baselines [Hill et al., 2018] and the Cartpole-v1 environment from OpenAI Gym [Brockman et al., 2016]. In particular, we optimize the log-learning-rate (uniform $[-5, -1]$) as well as the entropy-coefficient (uniform $[0, 1]$), discount-factor (uniform $[0, 1]$), and likelihood-ratio-clipping (uniform $[0, 1]$). The RL agent is trained for 30000 steps and we use the mean reward across training as the objective for the hyperparameter optimization.

The hyperparameter optimization itself is allowed to train 100 agents. This translates to 100 hyperparameter settings for methods without repetition and for example 20 hyperparameter settings if five repetitions per setting were used. After the budget is used up, the best configuration is trained 20 times and the mean across those runs is taken as the hyperparameter optimization outcome. Figure 2 (right) shows results for 40 hyperparameter optimization runs conducted in this fashion. Evaluation

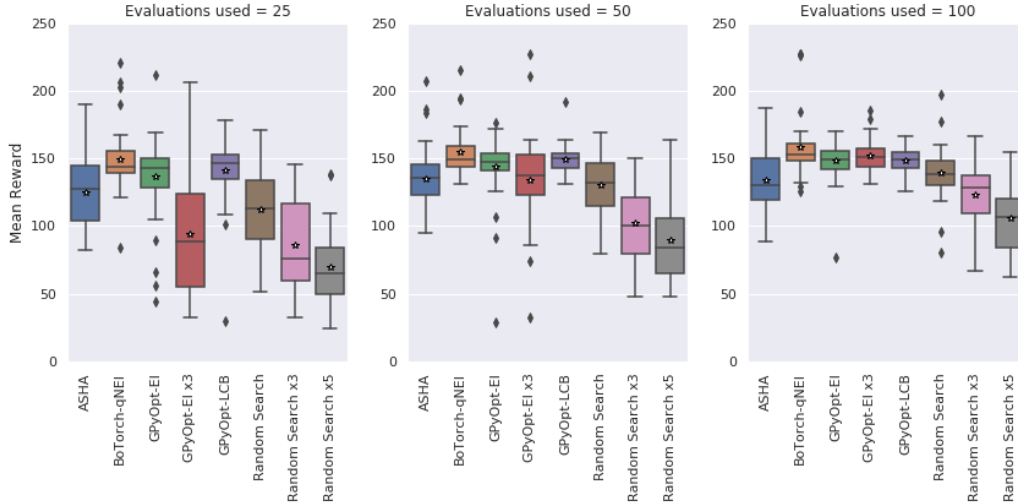


Figure 2: Boxplots showing the distribution of mean rewards across training over 40 optimization runs on the Cartpole environment using PPO2 (higher is better).

Table 1: Cartpole balancing mean rewards across training and hyperparameter optimization runs for different budgets. Cell values are averaged across 20 training runs of the best found agent and across 40 hyperparameter optimization runs.

Evaluations	25	50	100
ASHA	125.2	135.0	134.4
BoTorch-qNEI	149.7	155.2	158.3
GPyOpt-EI	136.5	143.6	148.5
GPyOpt-EI x3	93.7	133.5	151.9
GPyOpt-LCB	141.1	149.7	148.7
Random Search	112.0	130.3	139.1
Random Search x3	85.6	102.6	123.0
Random Search x5	69.6	89.1	105.7

is also done after 25 and 50 agents have been trained (Figure 2 left and middle, respectively). Table 1 also shows means for the corresponding budgets and methods.

From Figure 2 and Table 1 it can be seen that *BoTorch-qNEI* has the best results across all budgets. However, it is notable that *GPyOpt-LCB* is only marginally worse. *GPyOpt-EI* catches up after 50 evaluations and *GPyOpt-EI x3* after 100 evaluations. This seems to indicate that the EI acquisition does perform worse due to noise. For EI with 3 replicates it seems that the computation allocated to replicates does not help, especially on a budget of 25 evaluations. One would expect that *Random Search* eventually catches up with the model-based methods. This is however not the case here. This may be due to the fact that *Random Search* still needs more evaluations. It may also be because *Random Search* picks the best observed configuration which may be inaccurate. *Random Search x3* and *Random Search x5* seem to lack a sufficient number of observations. Finally, ASHA, here applied to early stopping of configurations seems to stagnate after 50 evaluations. We believe that the pruning of configurations after partial training may be the cause of this. Finally, we also note that *BoTorch-qNEI* has some outliers with significantly better mean rewards. It seems therefore that there is still room for improvement on the benchmarked algorithms.

3.2 Inverted Pendulum Swing-up

As a second experiment, we consider the Inverted Pendulum Swing-up task. Just like the Cartpole balancing task from Section 3.1, the Inverted Pendulum Swing-up task is a classic control problem.

A screenshot of the environment is shown in Figure 3. The friction-less pendulum (red) starts in a random position with random velocity and the goal is to keep it standing up. To achieve this the agent can apply negative or positive effort to the joint. The reward is a function of how upright and still the pendulum is.




Figure 3: Screenshot of the Inverted Pendulum Swing-up task.

In comparison to the Cartpole balancing task, this problem is considered more difficult. We again apply the proximal policy algorithm by [Schulman et al., 2017]. This time the hyperparameter search-space consists of the log-learning-rate (uniform $[-5, -1]$) and the log-entropy-coefficient (uniform $[-5, 0]$). The agent is given 2×10^6 timesteps for training. The hyperparameter optimization objective is, as before, the mean reward across training.

Figure 4 shows boxplots of mean rewards across training over 15 hyperparameter optimization runs. The hyperparameter optimization is again allowed to train 100 agents. It can be seen that after 25 evaluations all algorithms perform similarly except for algorithms with three or 5 repetitions which perform worse. After 50 evaluations *BoTorch-qNEI* performs better than all other algorithms. This trend continues after 100 evaluations. These results are also reflected in the means shown in Table 2. The next best performers after *BoTorch-qNEI* are *GPyOpt-EI x3* and *GPyOpt-LCB* - the former better in terms of the mean and the latter better in terms of the median.

4 Discussion

After evaluating different hyperparameter optimization methods on two reinforcement learning benchmarks we have found that model-based search in the form of GP-based Bayesian optimization performs best in terms of the average achieved across optimization runs. We believe that this is due to the fact that the GP estimates the mean function whose minimum is our optimization target. Among Bayesian optimization methods we find that the lower confidence bound as well as noisy expected improvement perform best. This is intuitive since these acquisition functions are able to handle noise better than the expected improvement acquisition function. We find that evaluating more configurations by using pruning as in the Successive Halving algorithm does not work well in this case. We also find that using replicates does not necessarily provide better results, both for

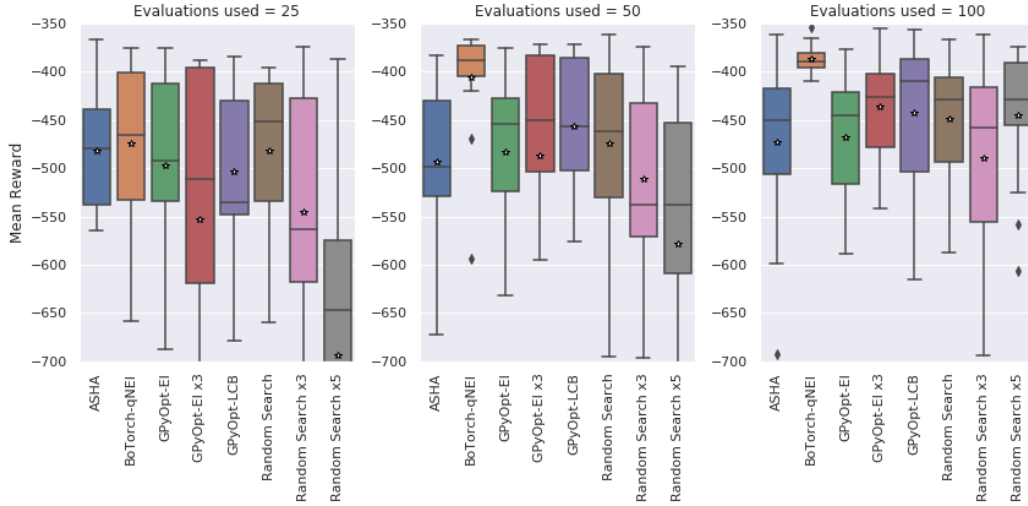


Figure 4: Boxplots showing the distribution of mean rewards across training over 15 hyperparameter optimization runs on the Inverted Pendulum Swing-up task using PPO2 (higher is better).

Table 2: Mean rewards for the Inverted Pendulum Swing-up task across training and across hyperparameter optimization runs for different budgets (higher cell values are better). Cell values are averaged across 20 training runs of the best found agent and across 15 hyperparameter optimization runs.

Evaluations	25	50	100
ASHA	-482.0	-493.7	-472.6
BoTorch-qNEI	-474.7	-406.2	-387.3
GPyOpt-EI	-497.2	-483.5	-467.5
GPyOpt-EI x3	-553.1	-487.6	-436.9
GPyOpt-LCB	-503.7	-456.2	-442.4
Random Search	-481.8	-474.2	-449.3
Random Search x3	-546.1	-511.4	-490.2
Random Search x5	-694.0	-578.2	-444.6

bayesian optimization and random search. Overall, our conclusion is that the best strategy for noisy hyperparameter optimization is to use a model-based search. The lower confidence bound performed well in experiments, is easy to implement, and is available in most Bayesian optimization packages. If feasible, more advanced criteria such as the noisy expected improvement may provide further improvements.

5 Future Work

Future work on this topic include the evaluation of model-based multi-fidelity optimization such as introduced by [Poloczec et al., 2017] or [Wu et al., 2019]. The question is whether such methods are better able to delineate noise even for partial evaluations of hyperparameter settings. Another direction for future work is to better model the observations of the objective, specifically with regards to the noise distribution. As mentioned before, NEI depends on the assumption of Gaussian noise and its performance may deteriorate if the observation noise is significantly non-Gaussian.

References

References

- The GPyOpt authors. GPyOpt: A bayesian optimization framework in python. <http://github.com/SheffieldML/GPyOpt>, 2016.
- Maximilian Balandat, Brian Karrer, Daniel R Jiang, Samuel Daulton, Benjamin Letham, Andrew Gordon Wilson, and Eytan Bakshy. Botorch: Programmable bayesian optimization in pytorch. *arXiv preprint arXiv:1910.06403*, 2019.
- Andrew G Barto, Richard S Sutton, and Charles W Anderson. Neuronlike adaptive elements that can solve difficult learning control problems. *IEEE transactions on systems, man, and cybernetics*, (5): 834–846, 1983.
- James Bergstra and Yoshua Bengio. Random search for hyper-parameter optimization. *Journal of Machine Learning Research*, 13(Feb):281–305, 2012.
- James S Bergstra, Rémi Bardenet, Yoshua Bengio, and Balázs Kégl. Algorithms for hyper-parameter optimization. In *Advances in neural information processing systems*, pages 2546–2554, 2011.
- Greg Brockman, Vicki Cheung, Ludwig Pettersson, Jonas Schneider, John Schulman, Jie Tang, and Wojciech Zaremba. Openai gym. *arXiv preprint arXiv:1606.01540*, 2016.
- Cédric Colas, Olivier Sigaud, and Pierre-Yves Oudeyer. How many random seeds? statistical power analysis in deep reinforcement learning experiments. *arXiv preprint arXiv:1806.08295*, 2018.
- Yan Duan, Xi Chen, Rein Houthooft, John Schulman, and Pieter Abbeel. Benchmarking deep reinforcement learning for continuous control. In *International Conference on Machine Learning*, pages 1329–1338, 2016.
- Stefan Falkner, Aaron Klein, and Frank Hutter. Bohb: Robust and efficient hyperparameter optimization at scale. *arXiv preprint arXiv:1807.01774*, 2018.
- Peter I Frazier. A tutorial on bayesian optimization. *arXiv preprint arXiv:1807.02811*, 2018.
- Nikolaus Hansen, Sibylle D Müller, and Petros Koumoutsakos. Reducing the time complexity of the derandomized evolution strategy with covariance matrix adaptation (cma-es). *Evolutionary computation*, 11(1):1–18, 2003.
- Nikolaus Hansen, Youhei Akimoto, and Petr Baudis. CMA-ES/pycma on Github. Zenodo, DOI:10.5281/zenodo.2559634, February 2019. URL <https://doi.org/10.5281/zenodo.2559634>.
- Peter Henderson, Riashat Islam, Philip Bachman, Joelle Pineau, Doina Precup, and David Meger. Deep reinforcement learning that matters. In *Thirty-Second AAAI Conference on Artificial Intelligence*, 2018.
- Philipp Hennig and Christian J Schuler. Entropy search for information-efficient global optimization. *Journal of Machine Learning Research*, 13(Jun):1809–1837, 2012.
- José Miguel Hernández-Lobato, Matthew W Hoffman, and Zoubin Ghahramani. Predictive entropy search for efficient global optimization of black-box functions. In *Advances in neural information processing systems*, pages 918–926, 2014.
- Ashley Hill, Antonin Raffin, Maximilian Ernestus, Adam Gleave, Anssi Kanervisto, Rene Traore, Prafulla Dhariwal, Christopher Hesse, Oleg Klimov, Alex Nichol, Matthias Plappert, Alec Radford, John Schulman, Szymon Sidor, and Yuhuai Wu. Stable baselines. <https://github.com/hill-a/stable-baselines>, 2018.
- Riashat Islam, Peter Henderson, Maziar Gomrokchi, and Doina Precup. Reproducibility of benchmarked deep reinforcement learning tasks for continuous control. *arXiv preprint arXiv:1708.04133*, 2017.

- Max Jaderberg, Valentin Dalibard, Simon Osindero, Wojciech M Czarnecki, Jeff Donahue, Ali Razavi, Oriol Vinyals, Tim Green, Iain Dunning, Karen Simonyan, et al. Population based training of neural networks. *arXiv preprint arXiv:1711.09846*, 2017.
- Kevin Jamieson and Ameet Talwalkar. Non-stochastic best arm identification and hyperparameter optimization. In *Artificial Intelligence and Statistics*, pages 240–248, 2016.
- Benjamin Letham, Brian Karrer, Guilherme Ottoni, Eytan Bakshy, et al. Constrained bayesian optimization with noisy experiments. *Bayesian Analysis*, 14(2):495–519, 2019.
- Liam Li and Ameet Talwalkar. Random search and reproducibility for neural architecture search. *arXiv preprint arXiv:1902.07638*, 2019.
- Liam Li, Kevin Jamieson, Afshin Rostamizadeh, Ekaterina Gonina, Moritz Hardt, Benjamin Recht, and Ameet Talwalkar. Massively parallel hyperparameter tuning. *arXiv preprint arXiv:1810.05934*, 2018.
- Lisha Li, Kevin Jamieson, Giulia DeSalvo, Afshin Rostamizadeh, and Ameet Talwalkar. Hyperband: A novel bandit-based approach to hyperparameter optimization. *arXiv preprint arXiv:1603.06560*, 18(1):6765–6816, 2016.
- Ilya Loshchilov and Frank Hutter. Cma-es for hyperparameter optimization of deep neural networks. *arXiv preprint arXiv:1604.07269*, 2016.
- Jonas Mockus, Vytautas Tiesis, and Antanas Zilinskas. The application of bayesian methods for seeking the extremum. *Towards global optimization*, 2(117-129):2, 1978.
- Prabhat Nagarajan, Garrett Warnell, and Peter Stone. The impact of nondeterminism on reproducibility in deep reinforcement learning. 2018.
- Victor Picheny, Tobias Wagner, and David Ginsbourger. A benchmark of kriging-based infill criteria for noisy optimization. *Structural and Multidisciplinary Optimization*, 48(3):607–626, 2013.
- Matthias Poloczek, Jialei Wang, and Peter Frazier. Multi-information source optimization. In *Advances in Neural Information Processing Systems*, pages 4288–4298, 2017.
- Esteban Real, Sherry Moore, Andrew Selle, Saurabh Saxena, Yutaka Leon Suematsu, Jie Tan, Quoc V Le, and Alexey Kurakin. Large-scale evolution of image classifiers. In *Proceedings of the 34th International Conference on Machine Learning-Volume 70*, pages 2902–2911. JMLR. org, 2017.
- John Schulman, Filip Wolski, Prafulla Dhariwal, Alec Radford, and Oleg Klimov. Proximal policy optimization algorithms. *arXiv preprint arXiv:1707.06347*, 2017.
- Warren Scott, Peter Frazier, and Warren Powell. The correlated knowledge gradient for simulation optimization of continuous parameters using gaussian process regression. *SIAM Journal on Optimization*, 21(3):996–1026, 2011.
- Jasper Snoek, Hugo Larochelle, and Ryan P Adams. Practical bayesian optimization of machine learning algorithms. In *Advances in neural information processing systems*, pages 2951–2959, 2012.
- Niranjan Srinivas, Andreas Krause, Sham M Kakade, and Matthias Seeger. Gaussian process optimization in the bandit setting: No regret and experimental design. *arXiv preprint arXiv:0912.3995*, 2009.
- Zi Wang and Stefanie Jegelka. Max-value entropy search for efficient bayesian optimization. In *Proceedings of the 34th International Conference on Machine Learning-Volume 70*, pages 3627–3635. JMLR. org, 2017.
- Jian Wu and Peter Frazier. The parallel knowledge gradient method for batch bayesian optimization. In *Advances in Neural Information Processing Systems*, pages 3126–3134, 2016.
- Jian Wu, Saul Toscano-Palmerin, Peter I Frazier, and Andrew Gordon Wilson. Practical multi-fidelity bayesian optimization for hyperparameter tuning. *arXiv preprint arXiv:1903.04703*, 2019.