

Efficient Cross-Shard Transaction Execution in Sharded Blockchains

Sourav Das
University of Illinois at
Urbana-Champaign
souravd2@illinois.edu

Vinith Krishnan
University of Illinois at
Urbana-Champaign
vinithk2@illinois.edu

Ling Ren
University of Illinois at
Urbana-Champaign
renling@illinois.edu

ABSTRACT

Sharding is a promising blockchain scaling solution. But it currently suffers from high latency and low throughput when it comes to cross-shard transactions, i.e., transactions that require coordination from multiple shards. The root cause of these limitations arise from the use of the classic two-phase commit protocol, which involves locking assets for extended periods of time. This paper presents RIVET, a new paradigm for blockchain sharding that achieves lower latency and higher throughput for cross-shard transactions. RIVET has a single reference shard running consensus, and multiple worker shards maintaining disjoint states and processing a subset of transactions in the system. RIVET obviates the need for consensus within each worker shard, and as a result, tolerates more failures within a shard and lowers communication overhead. We prove the correctness and security of RIVET. An evaluation of our prototype implementation atop 50+ AWS EC2 instances demonstrates the latency and throughput improvements for cross-shard transactions of RIVET over the baseline 2PC. As part of our evaluation effort and an independent contribution, we also propose a more realistic framework for evaluating sharded blockchains by creating a benchmark based on real Ethereum transactions.

1 INTRODUCTION

A typical blockchain system replicates storage and computations among all its nodes and runs a single consensus algorithm involving all nodes [28, 38]. Such a global replication approach has limited scalability and throughput. Sharding has emerged as a promising approach to address the long-standing quest for blockchain scalability [9, 14, 23, 25, 37, 40]. Sharding improves scalability by partitioning different responsibilities and resources to different sets of nodes. A sharded blockchain can potentially shard its storage, communication, and computation.

A critical design component of a sharded ecosystem is its mechanism to handle *cross-shard transactions*, i.e., transactions that involve more than one shards. Cross-shard transactions are essential to sharded blockchains as they enable users to atomically interact with multiple shards; in other words, a sharded blockchain without such support is uninteresting as it degenerates to running multiple independent blockchains. Popular examples of cross-shard transactions include atomic exchange of assets maintained at different shards [19], and atomically booking a flight ticket and a hotel room where the two are being sold in different shards [2, 4].

A number of prior works [9, 14, 23, 25, 37, 40] proposed sharding schemes under different settings. These protocols can linearly scale intra-shard transactions, i.e., transactions that can be processed within a single shard, by adding more shards to the system. However, existing works encounter a performance bottleneck when it

comes to cross-shard transactions. All of the above works adopt the two-phase commit (2PC) protocol to execute cross-shard transactions. While 2PC is the simplest and most well-known atomic commit protocol, it requires nodes to lock assets for an extended period of time, leading to higher latency and lower throughput for cross-shard transactions.

A new paradigm for sharded blockchains. In this paper, we aim to address the above limitation with a new framework for sharded blockchains called RIVET. RIVET achieves lower confirmation latency and better throughput for cross-shard transactions at a modest cost of high intra-shard latency (but not throughput). We give an overview of RIVET below.

RIVET has a single *reference* shard and multiple *worker* shards. Each shard can be both permissioned and permissionless. This paper focuses on the permissioned setting. In particular, we assume that every node in a shard is aware of identities of other nodes of its own and the reference shard.¹ The reference shard runs a consensus layer and maintains its own blockchain. Each worker shard maintains a disjoint set of states in the system. Each worker shard executes blocks of transactions involving it and vouches for the validity of the resulting state. It is important to note that worker shards do not run consensus on these blocks – instead, they periodically submit hash digests of worker blocks to the reference shard. Cross-shard transactions are also submitted to the reference shard by users in the system. The worker shard commitments and cross-shard transactions are then finalized and ordered by the consensus layer of the reference shard. When a set of cross-shard transactions are finalized, each worker shard locally executes the subset of these transactions that are relevant to it, atop the latest committed states. To do that, a worker shard needs to download the data needed by these transactions from other shards along with accompanying proofs showing the validity of the data (under the latest commitments).

RIVET offers two main advantages over the classic 2PC approach. Firstly, RIVET obviates the need to run consensus within each worker shard. As a result, each worker shard in RIVET requires few replicas² and runs a simpler and cheaper (using less communication) protocol, compared to the 2PC approach. Secondly, RIVET improves the confirmation latency and throughput of cross-shard transactions. Specifically, a cross-shard transaction gets confirmed as soon as a single worker shard involved in the transaction locally executes it and adds it to a certified worker block (§4). This holds independent of the number of shards involved, and is in sharp contrast to the 2PC approach, where cross-shard transactions are

¹Note that this assumption is implicit in all committee based Byzantine Fault Tolerant consensus protocols.

²We use the terms replica and node interchangeably in this paper.

delayed by the slowest participating shards. As a consequence of the lower latency, cross-shard transactions in RIVET lock data items for a shorter amount of time (i.e., they are made available to future transactions sooner), leading to higher throughput for cross-shard transactions. Not running consensus protocols in worker shards also comes with a downside: intra-shard transactions are finalized only when their state commitments get included in the reference chain. This will result in a higher latency for intra-shard transactions compared to 2PC.

We implement RIVET (and a 2PC baseline) atop open-source Quorum client [6]. On a side note, our implementation supports the generic smart contract execution model whereas prior sharding proposals focus on the Unspent Transaction Output (UTXO) [28] transaction model, which might be of independent interest to the reader.

An evaluation framework for sharded blockchains. While attempting to compare RIVET against the 2PC approach, we find us (and the field of blockchain sharding) in need of a better evaluation framework. Currently, the evaluation methodology of existing works is ad-hoc and artificial. In particular, most of them randomly allocate (synthetic) transactions to shards. Clearly, such a random allocation would make the vast majority of transactions cross-shard and fail to capture the characteristics of a realistic sharded blockchain.

In light of this, we try to characterize the Ethereum transaction history with the aim of better understanding the interactions within and across shards had we sharded Ethereum. We proceed to create a benchmark for sharded blockchains. At a high level, our benchmark represents interactions between accounts as a graph and partitions them into different shards while minimizing the amount of cross-shard transactions. Overall, we observe less than 30% cross-shard transactions among different shards as opposed to over 90% cross-shard transactions arising from a random allocation of accounts to shards [14, 40]. We observe that our approach partitions major services along with their users into different shards. Thus, we believe this benchmark gives a more realistic way to evaluate sharded blockchain systems (ours and future ones).

Experimental Evaluation. We then evaluate them using our benchmark on a testbed of 50+ AWS EC2 instances with realistic network delays. Our evaluation illustrates that almost all cross-shard transactions in RIVET are confirmed within one worker block interval from its inclusion in the reference chain. Furthermore, RIVET has approximately 35% better throughput for cross-shard transactions in comparison to 2PC based design. In addition, the vast majority (> 99%) of state variables accessed by cross-shard transactions are unlocked immediately in RIVET unlike in 2PC.

In summary, we make the following contributions:

- We present RIVET, a novel sharded system that has lower confirmation latency for cross-shard transactions, tolerates more failures, and has better block utilization over existing approaches. We supplement our claims with theoretical proofs of their correctness and security.
- We analyze historical Ethereum transactions to better characterize benefits of sharding in permissionless blockchains

and use our analysis to create a realistic benchmark for evaluating sharded blockchains.

- We implement both RIVET and 2PC atop an open source Quorum client and rigorously evaluate them using our benchmark on a testbed of 50+ AWS EC2 instances. Our evaluations further corroborate our design choices.

Paper Organization. We give the background in §2. We describe our methodology to analyze Ethereum transaction history and our findings in §3. We present the detailed design of RIVET in §4 and argue about its correctness and security in §5 (with formal proofs in Appendix 9). §6 describes our prototype implementation of RIVET and 2PC as well as experimental results. We describe related work in §7 and end with a discussion on future research directions in §8.

2 PRELIMINARIES AND NOTATION

Sharded Blockchains. Sharding is a prominent approach used to improve the performance and scalability of current blockchain protocols. The main idea is to split the overheads of processing transactions among multiple smaller groups of nodes. These groups, also called shards, work in parallel to maximize performance (involving transaction processing and state update) while requiring less communication with fewer other nodes. This allows the system to scale to a large number of participating nodes.

To begin with, the participating nodes must be partitioned into different groups in such a manner that no shard is overwhelmed by too many malicious nodes. This is typically done by partitioning the nodes randomly into approximately equal sized groups [23, 25, 40]. The size of the groups are set so that once partitioned, the fraction of faulty nodes in each shard remains below a certain threshold.

The state of the blockchain is then partitioned amongst different shards, i.e. a disjoint set of accounts are assigned to each shard so that nodes in one shard only process transactions associated with those accounts. Sharding is expected to improve performance because, hopefully, most transactions are “local” to a single shard and only require the participation of replicas maintaining that shard. We call these transactions *intra*-shard transactions.

Cross-shard transactions and 2PC. Transactions that involve multiple shards are called *cross*-shard transactions. Execution of cross-shard transactions require some coordination mechanism among the participating shards. Most existing sharding schemes use 2PC to atomically execute cross-shard transactions. Moreover, they primarily focus on UTXO based model where each transaction uses unspent tokens as inputs to create a new transaction with fresh unspent outputs. We use an example to illustrate how such a sharding system works.

Say a user creates a cross-shard transaction that takes two unspent tokens, u_1 on a shard X_1 and u_2 on a second shard X_2 , and moves them to a third shard X_3 . The creator of the transaction, referred to as the client, broadcasts this transaction to the two input shards X_1 and X_2 . On receiving this transaction, the two input shards first validate it, i.e., check whether the tokens are indeed unspent; if so, an input shard locks the input and produces an approval certificate (e.g., signed by sufficiently many replicas within the shard) confirming the validity of the input. On the contrary, say one of the inputs is invalid, e.g., the associated token has already been spent, the corresponding input shard produces a rejection

certificate indicating the invalidity of the input. This is the first (locking) phase in classic 2PC. Note that once an input is locked, no future transaction can use the input until it is unlocked.

The client waits for the certificates from all input shards, and if all input shards unanimously approve the transaction, it sends the transaction along with all the certificates to the output shard(s) (X_3 in our example). On receiving the cross-shard transaction and the unanimous approval certificates, the output shard adds the desired token to the appropriate account and sends a confirmation certificate to the client. Alternatively, if any of the input shards reject its input, every output shard rejects the transaction. The client also forwards the approval or rejection certificates to every input shard. An input shard marks the input as spent if there are unanimous approval certificates, or else unlocks the input for future transactions. This is the second phase of the standard 2PC protocol.

Smart contracts. Smart contracts are programs consisting of a set of functions that are identified by unique addresses. Each smart contract maintains its state, a set of disjoint key-value pairs, that can be modified according to the program logic of the contract. Smart contracts are created by sending transactions containing its code. Upon creation, users can invoke functions in them by sending transactions to the contract address. Functions of smart contracts can also be invoked by other smart contracts.

A transaction invokes a function by specifying the appropriate contract address, the function, and the required arguments to the function. On receiving a transaction, the proposer of a block validates the transaction before including it in its proposal. Once included in a proposal, transactions are executed atop some initial state, and its execution results in a new state. The state transition is deterministic and is denoted by the function Π . Specifically, if a transaction tx is executed on top of an initial state $state$, then the resulting state is $state' = \Pi(state, tx)$. Sometimes, we overload the notation to apply the transition function Π on an ordered list of transactions, which should be interpreted as executing the transactions in the ordered list one by one.

3 A BENCHMARK FOR SHARDED BLOCKCHAINS

Prior sharding works partition the state among shards in a uniformly random manner. Clearly, such a random partitioning does not capture a realistic workload for sharded blockchains. In particular, it will result in a dominant fraction of cross-shard transactions [14, 40]. Intuitively, one would expect lot more structure/patterns between cross-shard and intra-shard transactions than the simulated transactions with random access pattern. Consequently, evaluation results from these contrived benchmarks may significantly depart from reality and fail to accurately reflect the performance of sharded blockchains. In this section, we seek to create a benchmark suitable for sharded blockchains by intelligently partitioning the workload of Ethereum, which is a leading blockchain supporting general computation in the real world.

To this end, we partition the Ethereum state in such a way that cross-shard interactions are minimized. We analyze our results, and observe that major "services" are assigned to different shards. Moreover, many other accounts interact with one major service frequently and they are assigned to the same shard as that service.

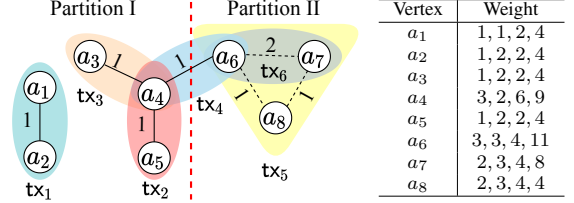


Figure 1: Sample graph with eight accounts $\{a_1, \dots, a_8\}$ and six transactions $\{tx_1, \dots, tx_6\}$ marked with regions of different colors. Vertex weights is a four element tuple (degree, state size, gas usage, transaction size).

We believe this will be close to the ecosystem of a realistic sharded blockchain and the benchmark created this way is a good candidate for evaluating sharded blockchains in this paper as well as future works.

3.1 Methodology

We take four thousand different blocks starting approximately at the 7.3 million'th block. We represent accounts and transactions interaction with them as an undirected graph. Each account is a vertex. Edge weights denote the number of transactions that involve the corresponding two accounts. For every transaction that involves accounts u and v both, the edge weight of (u, v) is incremented by one. If a transaction involves more than two accounts, it contributes one unit of weight to all edges in the clique formed by these accounts.

Our partitioning scheme is inspired by techniques used in distributed database partitioning. The connection will be explored in section §7. As mentioned, we hope to partition the accounts into a number of disjoint shards and minimize the number of cross-shard transactions. But, a blunt partitioning approach will simply put all accounts in a single shard and eliminate cross-shard transactions. Thus, we need additional constraints to avoid the above trivial partition results. To this end, we require the partition to be more or less *balanced* in terms of activities. In particular, we will assign every vertex four different weights: (1) the account's storage size (measured in bytes) (2) the total degree of the vertex, i.e., the total number of transactions that access the vertex, (3) the total amount of computation (measured in gas) used by the transactions accessing the account, and (4) the total size of the transactions accessing the account. These four weights measure the storage, frequency of involvement, computation, and communication associated with an account, respectively.

We then seek to partition the graph into non-overlapping shards such that the total weight of the cross-shard edges are minimized (i.e. a min-cut) and all shards are balanced within a constant factor in terms of each of the four aggregated weights. For each of the four metrics (storage, number of involvement, computation, and communication), the aggregated weight of a shard is the sum of the corresponding weights of the vertices assigned to the shard. We use the Metis tool [21] – a heuristic tool for constrained k -way graph partitioning – to perform the partitioning for different values of k .

Figure 1 illustrates our approach on a sample state with eight accounts $\{a_1, \dots, a_8\}$ and six transactions $\{tx_1, \dots, tx_6\}$ indicated by the colored regions. Accounts accessed by the transaction are enclosed by their respective regions. For example, transaction tx_5

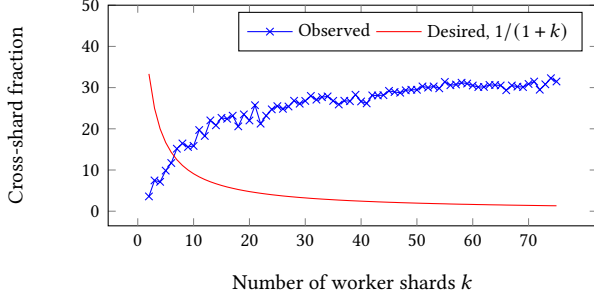


Figure 2: Average fraction of transactions that are cross-shard with varying number of shards, k , evaluated by partitioning a trace of approximately 750 thousand historical Ethereum transactions. The average is taken over 5 different ranges of 1000 blocks each.

accesses a_6, a_7 and a_8 . Account a_4 is accessed by tx_2, tx_3 and tx_4 . Edge weights between a pair of nodes represent the number of times the pair has been accessed by common transactions. For example, edge (a_6, a_7) has a weight of 2 as the pair has been accessed by both tx_5 and tx_6 . Also, the aggregated weights of accounts in both partition are balanced.

3.2 Partitioning Results and Analysis

The first decision we need to make in creating a benchmark is how many shards we should have in total. We will employ a heuristic discussed below. We have already discussed that we aim to make every shard obtained by partitioning have roughly the same number of transactions for processing, resulting in a balanced workload. Following the same principle, we would also like to make the number of cross-shard transactions roughly the same as the number of intra-shard transactions per shard, again resulting in a balanced workload between worker shards and reference shard (or coordinator shard). This means, we should try to make the fraction of cross-shard transactions roughly the reciprocal of the total number of shards, i.e., $1/(k+1)$ where k is the number of worker shards. Figure 2 illustrates the fraction of cross-shard transactions obtained and the desired target of $1/(k+1)$ as a function of the number of shards. Naturally, the fraction of cross-shard transactions increases with the number of shards (in the extreme case of a single worker shard, all transactions are intra-shard), while the desired fractions decreases. The two curves intersect roughly when the number of worker shards is 6. This is the number of worker shards we will use in our experiments.

Intra and cross-shard activities. We observe the fraction of cross-shard transactions as well as intra-shard transactions to confirm that the partitioning indeed leads to a reduction of cross-shard activity. Figure 3 illustrates the results. The number on an edge is the fraction of transactions involving those two shards (possibly others). The number on a self-edge is the fraction of transactions involving only that shard. As anticipated, there are much fewer cross-shard transactions than intra-shard transactions.

On a deeper look within each shard, we observe that each shard has a few popular contracts that lead to high intra-shard activities. For example, all the accounts of a popular cryptocurrency exchange Binance [3], are assigned to shard X_1 , and these accounts frequently interact with each other. Shard X_2 has Ethermine [5], a popular

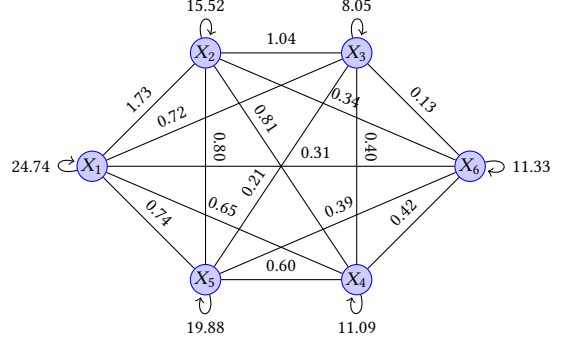


Figure 3: Fraction of intra-shard and cross-shard transactions in obtained partition with six worker shards X_1 to X_6 . Self-edge weights denote the fraction of intra-shard transactions (out of all transactions), while other edge weights denote the fraction of transactions (out of all transactions) involving those two shards.

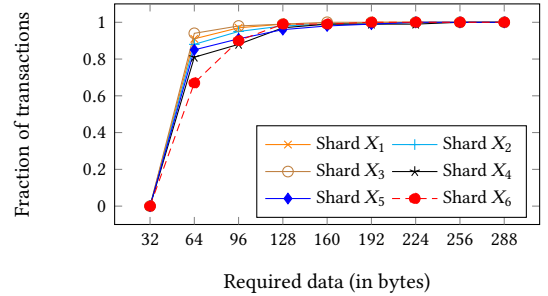


Figure 4: Cumulative fraction of cross-shard transactions in all the six shards in terms of data downloaded from other shards (in bytes).

Ethereum mining pool, that frequently pays the miners in the pool whose accounts are mostly assigned to the same shard. Shard X_3 's most popular account is the "Tether token" [7] contract, a popular ERC20 token with a value pegged to the US dollar.

Data transfer between shards. Since every worker shard maintain disjoint subset of the entire state, sometimes nodes of a worker shard need to download state information from nodes of other worker shards to execute cross-shard transactions. Figure 4 illustrates the cumulative distribution of cross-shard transactions in terms of the amount of data transfer needed. Observe that, in every worker shard, more than 95% of cross shard transactions only require transferring at most 128 bytes of data (4 values) from other shards to execute the transaction locally. This shows that the data transfers for local execution of cross shard transactions is minimal.

Potential gaps from future sharded blockchains. Despite our efforts to mimic realistic workloads, we would like to acknowledge the potential gap between our workload and real-world sharded blockchains (when they come into existence). Since cross-shard transactions are inherently more expensive (involve locking and data transfer between shards), users may take intelligent measures to reduce the amount of cross-shard transactions they use. For example, a user who repeatedly uses a service from a shard other than his home shard may decide to create accounts in that other shard and transfer some tokens to it. Further, applications or contracts that expect to receive a large number of cross-shard transactions

might adopt a programming practice to distribute its address space to reduce conflicts between different transactions. These behaviors and practices may lead to a further reduction in cross-shard transactions in comparison to our benchmark. The dominating activities on the Ethereum blockchain (and other blockchains) today come from trading, exchanges, and mining pools. This will likely change if blockchains are to find more practical applications. It is hard to predict what applications will prevail and what characteristics (related to sharding) they will exhibit. The methodology in this section represents our best effort in creating a sharded blockchain workload given the data available at the time of writing.

4 RIVET DESIGN

4.1 System Model

We adopt the standard partially synchronous network model, i.e., a network that oscillates between periods of synchrony and periods of asynchrony. During periods of synchrony all messages sent by honest replicas adhere to a known delay bound Δ . During periods of asynchrony messages, messages can be delayed arbitrarily. In theoretical works, the partial synchrony model [16] is often stated differently (e.g., using an unknown Global Standardization Time, GST) for rigor or convenience, but the essence is to capture the practical oscillating timing model mentioned above. A protocol in partial synchrony ensures safety (consistency) even under periods of asynchrony, and provides liveness only during periods of synchrony.

This paper focuses on the permissioned setting.³ We assume that at most f replicas can be faulty in each shard. A consensus protocol tolerating f faults under partial synchrony needs at least $3f + 1$ replicas [16]. Thus, in 2PC-based protocols, every shard has $3f + 1$ replicas. In RIVET, only the reference shard has $3f + 1$ replicas and every worker shard has $2f + 1$ replicas. All faulty replicas are controlled by a single adversary \mathcal{A} and they can deviate arbitrarily from the prescribed protocol. All non-faulty replicas are honest and they strictly follow the prescribed protocol. We assume that \mathcal{A} cannot break standard cryptographic constructions such as hash functions and signatures schemes.

4.2 Overview

In RIVET there are $k + 1$ shards $\{X_0, X_1, \dots, X_k\}$ in total. Shard X_0 is referred to as the *reference* shard and runs a fault tolerant consensus protocol. All cross-shard transactions in RIVET are included and ordered by the reference shard. The other k shards are called *worker* shards, and they maintain disjoint subsets of the system states. The worker shards verify and prove the validity of its state; but they do not need to provide consensus. Hence, as mentioned, the reference shard has $3f + 1$ replicas while each worker shard has $2f + 1$ replicas.

Each worker shard maintains a sequence of certified blocks where each block includes some intra-shard transactions and a hash of its predecessor. We refer to this sequence of blocks as the worker chain. Replicas within a worker shard append certified blocks to the worker chain by collecting at least $f + 1$ distinct signatures from replicas within the shard. Once a block is certified, the worker shard submits a commitment of the resulting state to the reference

chain, to be finalized by the reference shard. We note again that, instead of running a consensus protocol per worker shard, RIVET only requires worker shards to certify the validity of worker blocks per the protocol specification (see §4.5 for precise definition of valid blocks). A worker block is finalized when a reference block containing its commitment is finalized in the reference chain.

Figure 5 illustrates the high-level idea behind RIVET with an example. Say a user creates a cross-shard transaction ctx that involves two shard X_a and X_b . Let state_{a_0} and state_{b_0} be the latest committed states from X_a and X_b respectively. Also, let tx_1 and tx_2 be two intra-shard transactions. Here, ctx is first included in block P_r by the reference shard; then replicas in X_a and X_b execute ctx atop the latest committed states state_{a_0} and state_{b_0} . After executing ctx , both shards independently execute some intra-shard transactions, e.g., X_a executes tx_1 and X_b executes tx_2 , and update their commitments of the latest execution results state_{a_1} and state_{b_1} .

A careful reader may note that the core approach in RIVET can be viewed as a locking scheme. At every state commitment, each shard implicitly locks its entire state to potential future cross-shard transactions. However, despite locking the state, a worker shard optimistically proceeds to execute and certify new intra-shard transactions atop the locked state, hoping that no conflicting cross-shard transactions will appear in the reference chain before they commit the updated state. If indeed no cross-shard transactions involving a worker shard appear in the reference chain, the new state commitment gets added to the reference chain and the worker shard makes progress. On the other hand, if some conflicting cross-shard transactions appear before the next state commitment, RIVET forces worker shards to execute those cross-shard transactions first before any new intra-shard transactions. In doing so, a worker shard may have to discard some certified blocks in its worker chain. We report statistics on how often a worker shard has to discard its certified blocks in §6.

Note that every worker shard can independently execute *cross-shard* transactions as soon as it notices them in a finalized reference block, independent of the status quo of other involved shards. This is in sharp contrast to 2PC where each shard waits for every other shard specified in the transaction to lock its state first, and only then proceeds to execute the cross-shard transaction atop the locked states. Indeed, this very nature of pro-active state commitments allows RIVET to execute cross-shard transactions more efficiently than 2PC.

4.3 Data structures

Worker shard blocks. A certified worker block B_i at height i at shard X_a consists of the following components

$$B_i = \langle \text{hash}_{i-1}, r_i, \text{state}_i, T_i \rangle \quad (1)$$

Here, hash_{i-1} is the hash of the parent worker block, r_i is the height of the latest known reference block, and T_i is a ordered list of intra-shard transactions. Let $Q^{(a)}$ be the ordered list of cross-shard transactions that are included in the reference block since the last commitment from X_a to height r_i (both inclusive) and involve X_a . Then, state_i , the state at the end of B_i , is the resulting state after executing $Q^{(a)}$ followed by transactions in T_i . When B_{i-1}

³It is conceivable to have (some or all) shards to be permissionless by running a permissionless blockchain per shard. We leave this direction as future work.

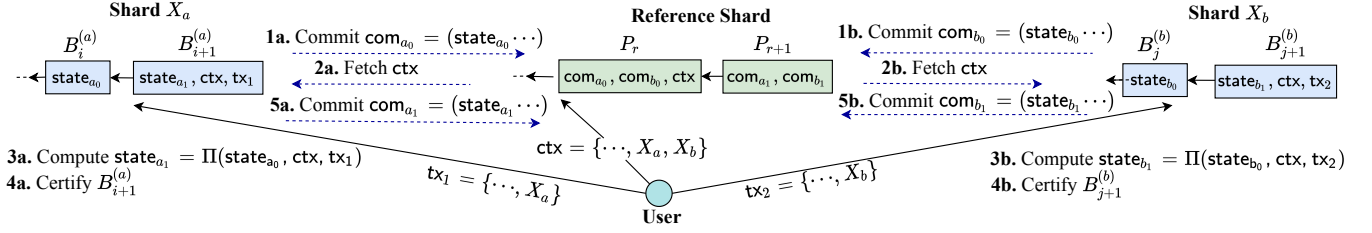


Figure 5: Overview of RIVET with two shards X_a, X_b and a cross-shard transaction ctx involving both shards. tx_1 and tx_2 are intra-shard transactions to X_a and X_b respectively. Here $B_i^{(a)}$ and $B_{i+1}^{(a)}$ (resp. $B_j^{(b)}$ and $B_{j+1}^{(b)}$) are the two certified worker blocks at shard X_a (resp. X_b). Actions taken by X_a (resp. X_b) are indicated as 1a, \dots , 5a (resp. 1b, \dots , 5b) and they occur in the specified sequence. Here we overload notation to use $state_a$ as the cryptographic digest of $state_a$. Note that commitment com of worker shard blocks includes other information in addition to the corresponding state. We represent them with ellipses (\dots) in this figure as they are not relevant for understanding the overview.

with state $state_{i-1}$ is the latest committed block from X_a :

$$state_i = \Pi \left(\Pi \left(state_{i-1}, Q_{r_i}^{(a)} \right), T_i \right)$$

The *certificate* of a worker block is a signature from at least $f + 1$ distinct replicas within the shard.

Reference shard blocks. A reference shard block P_r at height r consists of the following components:

$$P_r = \langle hash_{r-1}, C_r, Q_r \rangle \quad (2)$$

Similar to worker blocks, $hash_{r-1}$ is the hash of the parent reference block, C_r is a list of block commitments from (not necessarily all) worker shards, Q_r is an ordered list of new cross-shard transactions. Sometimes, we use $Q_{r,s}$ to indicate the ordered list of cross-shard transactions that appear between reference blocks at height r and s (both inclusive).

We explain the contents of the block commitments along with their purpose and description of cross-shard transactions in the upcoming paragraphs.

Block commitments. Worker shards generate a block commitment denoted as com after every worker block and broadcast it to the reference shard. Block commitments in RIVET serve two purposes. First, reference shard uses these commitments to order blocks inside worker shard; second, commitments from a shard also acts a promise to every other shard that all future cross-shard transactions will be executed atop the latest committed state. Also, as some commitments can get delayed due to network delay, RIVET allows worker shards to certify newer blocks and directly submit commitment of any successor block of the latest committed block. Specifically, for a block B_i at height i , its commitment com_i consists of a cryptographic digest of $state_i$, the resulting state after B_i and sequence of a hash chain H_i of certified block hashes starting with the hash of the last committed block to the current block B_i , i.e., $com_i = \langle state_i, H_i \rangle$. Replicas in the reference shard use this hash chain to validate that the block indeed extends the last finalized block from that worker shard. When clear from the context, we overload the notation $state_i$ to denote the cryptographic digest of $state_i$.

Intra-shard transaction. Intra-shard transactions in RIVET specify the identity of the function they wish to invoke and appropriate function parameters. Creators of intra-shard transactions send these

transactions to replicas of the worker shard storing the state required for their execution. Respective worker shard replicas then gossip the transactions among themselves and include it in the next available worker block.

Cross-shard transaction. In addition to information specified in every intra-shard transactions, every cross-shard transaction also specifies its potential read-write set in its description. The creator of every cross-shard transactions use ideas akin to Optimistic Lock Location Prediction (OLL) [36] to generate the read-write set. We include the read-write set in the description of the cross-shard transaction to indicate the subset of shards necessary for executing the transaction along with the keys these shards need to exchange for its execution. Also, unlike intra-shard transactions, creators of every cross-shard transaction send their transaction directly to at least one honest replica of the reference shard. These replicas then gossip these transactions among themselves and include them in new reference blocks as described in the next section.

4.4 Reference Shard Protocol

Replicas in the reference shard run a standard consensus protocol, such as PBFT [11] or HotStuff [39], to finalize new proposed blocks and append them to the reference chain. For concreteness, we use Hotstuff [39] as the underlying consensus protocol in the reference shard. In this section, we primarily focus on the rules for proposing a new block, as we use the remaining part of the Hotstuff protocol as it is.

As in HotStuff, we use *views* with one leader per view. In every view, the leader of that view is responsible for driving consensus on newer blocks. Let L be the leader of the current view. To propose a new reference block P_r at height r , L includes a subset of valid block commitments and cross-shard transactions. In P_r , the state commitments of worker shards are ordered before the cross-shard transactions, and they are chosen as follows.

Let X be a shard with com_l with state $state_l$ for block B_l as its latest commit that appears in reference chain up to the parent block of the proposal P_r . Let com_l appear in reference block P_s . Then, a new of commitment $com_j = \langle state_j, H_j \rangle$ for a block B_j reporting a reference block at height s from X is valid if and only if:

- (1) Each worker shard block whose hash appear in the hash chain H_j has been signed by at least $f + 1$ distinct replicas in X ; and

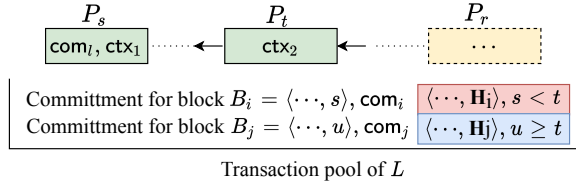


Figure 6: Illustration of valid (com_j) and invalid (com_i) block commitments from worker shard X available at a reference chain block proposer L prior to its new proposal P_r . Here, com_l is the latest known block commitment from X that had been included in reference block P_s . P_t is the latest reference block that includes the cross-shard transaction ctx_2 involving X .

- (2) The block B_j extends the latest committed block B_l of the shard; L validates this using the hash chain H_j mentioned inside the commitment com_j .
- (3) No cross-shard transaction involving X appears after reference block P_s up until the parent block of P_r .

For example, in Figure 6, P_r at height r is the block L wants to propose and P_s at height s is the reference block that includes the latest commitment com_l of shard X . Also, let P_t at height q be the last reference block that includes a cross-shard transaction involving X . Let com_i and com_j be two newly available commitments from X then commitment com_i is invalid as it violates the third condition mentioned above. Specifically, s reported in com_i is less than t , and P_t includes ctx_2 a cross-shard transactions involving X . On the other hand, assuming H_j is a valid hash chain, com_j is a valid state commitment since $u \geq t$. We summarize the procedure for validating state commitments in Algorithm 1.

For every cross-shard transaction ctx in L 's transaction pool, it is considered valid if and only if ctx does not intend to read and write from a key that some preceding cross-shard transaction already intends to write. Let $\mathbf{X}_{\text{ctx}} = \{X_1, X_2, \dots, X_m\}$ be the subset of shards that are involved in executing ctx . Let $\mathbf{R}_{\text{ctx}}^{(a)}$ be the set of keys from shard $X_a \in \mathbf{X}_{\text{ctx}}$ that ctx mentions in its read-set. Also, let com_a be the latest block commitment by shard X_a . Let $\mathbf{W}^{(a)}$ be the set of keys mentioned in the write set of cross-shard transaction that are included after the commit com_a . Then, ctx is considered valid if and only if,

$$\mathbf{R}_{\text{ctx}}^{(a)} \cap \mathbf{W}^{(a)} = \emptyset, \quad \forall X_a \in \mathbf{X}_{\text{ctx}} \quad (3)$$

Stated differently, this validation check ensures that every cross-shard transaction reads keys that have not been written to by any other cross-shard transaction since the last commit. Refer to Algorithm 1 for precise details. This is important as it enables replicas in a worker shard to prove and validate the correctness of data they exchange during execution of cross-shard transactions (see §4.6).

Figure 7 provide an illustration of how the proposer L validates the cross-shard transactions it observes to include them in its next proposal. Let P_{r-1} be the latest reference block with cross-shard transactions $\text{ctx}_1, \text{ctx}_2$ known to L . Also, let com_{a_1} and com_{b_1} be the latest commitments from shards X_a and X_b respectively. Say L wants to propose the next block P_r . Let us assume that keys $\text{key}_i^{(a)}$'s and $\text{key}_i^{(b)}$'s denote the states maintained by shard X_a and X_b respectively. Let R_{ctx} and W_{ctx} denote the read-write set mentioned in the description of the cross-shard transaction ctx .

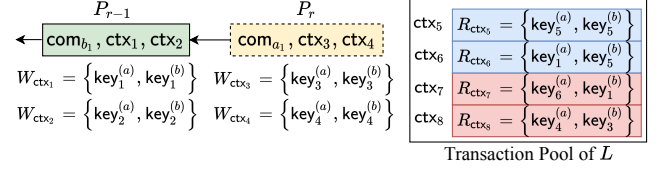


Figure 7: Illustration of valid ($\text{ctx}_5, \text{ctx}_6$) and invalid cross-shard transactions in the transaction pool of the current reference chain leader L . Validation of cross-shard transactions by leader L before including them in the next reference block P_r . Transactions shaded in blue are the set of valid transactions and transactions shaded in red are the set of invalid transactions.

Lastly, let's assume that L has already included $\text{com}_{a_1}, \text{ctx}_3$, and ctx_4 in the P_r it has created so far.

Now, among the remaining transactions from transaction pool of L , i.e., $\{\text{ctx}_5, \text{ctx}_6, \text{ctx}_7, \text{ctx}_8\}$ in our example, ctx_7 and ctx_8 can not be included in P_r as ctx_7 aims to read from $\text{key}_1^{(b)}$ on which ctx_1 already holds a write-lock. Similarly, ctx_8 aims to read from keys $\text{key}_3^{(b)}$ and $\text{key}_4^{(b)}$ that are in write set of ctx_3 and ctx_4 respectively. On the contrary, ctx_5 and ctx_6 do not have any read-write conflicts with any of the cross-shard transactions included so far.

4.5 Worker Shard Protocol

Although the protocol for a worker shard is not a consensus protocol, we will borrow ideas from popular leader-based paradigm in consensus protocols. In particular, similar to reference shard protocol, the worker shard protocol proceeds in views. Views are numbered by monotonically increasing integers. Also, for each view v , one worker replica say replica with identity $v\%n$ serves as the leader of the view. The leader is responsible for proposing new worker blocks, getting them certified by the worker shard, and submitting them to be finalized in the reference chain.

Similar to Hotstuff [39], we use the rotating leader approach for worker shard, i.e., views are incremented after every fixed interval and the appropriate node is chosen as the leader of the new view. By doing so, we obviate the need of explicit leader-replacement protocol that are required for protocol such as PBFT [11].

Next, we describe the detailed protocol within a view in Figure 8. Within each view the protocol has two phases: a *proposal* phase and a *certification* phase.

The proposal phase. Leader L of current view in a worker shard X proposes a new block B_i at height i by broadcasting a *propose* message to other replicas within the shard. Recall, each new proposal reports a state state after executing all the cross-shard transactions (if any) known to the leader, followed by some intra-shard transactions. All these transactions are executed atop the last committed state of the shard.

When latest known worker block B_{i-1} of shard X is already committed, L extends it by first executing cross-shard transactions that appear since commitment of B_{i-1} atop the committed state and then it executes some intra-shard transactions. Alternatively, when the latest known block B_{i-1} is not yet committed, L extends B_{i-1} if and only if no cross shard transactions appear since the reference block, $P_{r_{i-1}}$, reported in B_{i-1} . Otherwise, L proposes a new block atop the latest committed block, say B_j , from shard X ,

In every view v ,

- (1) **Propose.** Leader of view v , L creates a new block B_i at height i following Algorithm 3 and broadcasts it to the all replicas within the shard.
- (2) **Certification.** On hearing the proposal B_i , non-leader replicas validates B_i by running Algorithm 4. On successful validation, the replica signs B_i and send the signature to L . $f + 1$ distinct valid signatures on B_i is called a certificate of B_i . Once B_i is certified, L creates its commitment com_i and broadcasts it to the reference shard.

Figure 8: Summary of worker shard protocol in a view v .

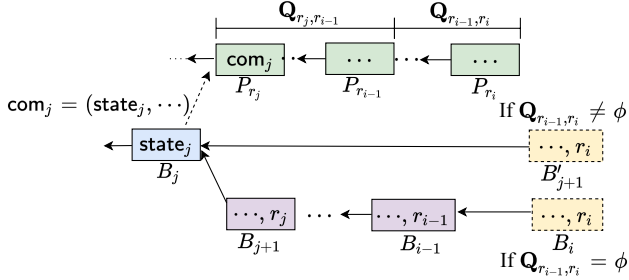


Figure 9: Illustration of the protocol followed by a honest proposer L in worker shard to propose a new block. Here B_j with state state_j is the latest committed block. Let the commitment for block B_j , com_j , is included in the reference block P_{r_j} and B_{r_i} be the latest worker block known to L .

after executing all the cross-shard transactions known since the last commitment.

Figure 9 illustrates this through an example where L proposes the new block atop B_{i-1} only if Q_{r_{i-1}, r_i} is empty, i.e., no new cross-shard transactions involving X appear after reference block $P_{r_{i-1}}$. Otherwise, L proposes the next worker block atop the latest committed block B_j from worker shard, after executing all transactions in Q_{r_j, r_i} . Recall, Q_{r_j, r_i} denotes the set of relevant cross-shard transactions that are included in a reference block since the inclusion of the com_j in the reference block P_{r_j} . We summarize this in Algorithm 3.

The certification phase. Each honest replica n upon receiving the proposal B_i , replies with a *vote* message if the replica is in the same view as the proposal and the proposal is valid. A valid proposal satisfies the following properties, which we summarize in Algorithm 4.

- (1) B_i extends B_l , the latest committed block known to n and the reference block known to n is at a height greater than or equal to the reference block mentioned in B_i .
- (2) The state mentioned in the proposal satisfies the properties of the honest proposal mentioned earlier.

On receiving $f + 1$ distinct valid signatures from $f + 1$ distinct replicas, the leader L aggregates them into a certificate, and sends the block commitment com_i for B_i to the reference shard. It is then the responsibility of the replica's in the reference shard to include com_i in the next available reference block. As mentioned earlier, once the commitment com_i or a commitment of its successor block is included in the reference chain, the worker block B_i is finalized.

Informally, since there are at most f Byzantine replicas in each worker shard, $f + 1$ distinct signatures on B_i implies that at least one honest replica has validated the B_i as per Algorithm 4 and checked that B_i satisfies all the requirement. This ensures that every certified block adheres to the protocol specification. Similarly, since there exists at least $f + 1$ honest replicas in each every worker shard, the requirement of only $f + 1$ signatures ensures that honest leaders

can successfully create the required certificate with the help of only honest replica. We will formally argue this later in.

All worker shard replica then enter the next view after a pre-specified time interval and the cycle continues.

4.6 Execution of Cross-shard Transaction

Once a cross-shard transaction q appears in the reference chain, the shards involved in its execution, $X_q = \{X_1, \dots, X_m\}$, exchange the values corresponding to keys mentioned in the read set of q with each other. Specifically, replicas within every shard $X \in X_q$ request replicas of remaining shard for the committed values of addresses mentioned in the read-set of q that are not maintained by X . On receiving responses from shards in X_q , each replica validates the received value against the appropriate state commit. Upon correct validation, the proposer of the next worker block executes the cross-shard transactions in the order they appear in the reference block.

To avoid data download on every cross-shard transaction, RIVET batches cross-shard transactions and sends a single download request for all the keys used in all transactions in one reference block. Also, during execution, each shard updates its local state whenever the transaction writes to keys from the local shard.

A few subtleties arise in this process. First, every shard should be aware of the description of every function that gets executed as a part of each cross-shard transaction. For example, if a cross-shard transaction executes functions from two different shards, both shards should be aware of the function description. RIVET addresses this by tagging each smart contracts as *global* or *local*. Every shard stores descriptions of all global contracts. RIVET uses cross-shard transactions to create global contracts and cross-shard transactions in RIVET can only invoke functions of global contracts. Local smart contracts are created using intra-shard transactions and they only accept intra-shard transactions. Although this may appear to result in considerable overhead, this can be avoided by better programming practices. As illustrated in [18, 22], most of the contracts in Ethereum are copies of each other. Hence, a better programming practice would be to create standard global libraries for common functionalities such as ERC'20 and Exchanges.

The second subtlety arises from potential mismatch in the read-write set mentioned in the description of a transaction and the read-write set accessed by the transaction during its execution within the worker shards. In such scenarios, each replica aborts execution of the transaction, reverts all the changes caused by its execution so far, and proceeds to the next cross-shard transaction.

5 ANALYSIS

In this section, we provide a proof sketch of the safety and liveness guarantees of RIVET. The detailed proofs are deferred to Appendix 9.

We will then analyze the performance of RIVET and compare it against the 2PC based approach.

5.1 Safety and Proof Sketch of Liveness

Safety of RIVET follows directly from the safety of the Byzantine fault tolerant consensus protocol used in the reference shard. This holds true even during periods of asynchrony as a partially synchronous consensus algorithm is safe under asynchrony. To elaborate, the consensus algorithm in the reference shard provides global order for all transactions, the intra-shard ones as well as cross-shard ones. Each transaction is associated with a unique reference block that finalizes it in the reference chain. Transactions are hence ordered first by their heights in the reference chain, and then by their positions inside the reference block.

Besides an agreed upon total order, RIVET also ensures every worker block commitment finalized in the reference chain represents a valid state. The reference shard ensures that at most one worker block at any given height from a worker shard gets finalized and it extends a previously finalized worker block from that shard.

We next show that RIVET makes progress during periods of synchrony, i.e., when messages between honest replicas get delivered within a bounded delay of Δ . Specifically, during periods of synchrony, the reference chain and each worker chain will make progress. To see this, consider the shard X and let P_r be the latest reference block, and L_r be honest leader for the next view. Let t be the time instant when P_r is created. This implies that by time $t + \Delta$, L_r will know about P_r . Hence, every honest replica of shard X including the proposer of the next block, L , will be aware of the block P_r by time $t + 2\Delta$. Also, since each replica of every shard is connected with at least one honest replica of every other shard, by time $t + 4\Delta$ every honest replica of shard X will have the required state to execute the cross-shard transactions in blocks up to P_r .

Hence, when L proposes the next block at time $t + 4\Delta$, every honest replica will respond immediately with its signature. Thus, by time $t + 6\Delta$, L will collect a certificate for its proposal, and by time $t + 7\Delta$, the block commitment will reach an honest replica of reference chain. Also, by time $t + 8\Delta$ it will reach the leader of the reference chain. This implies that the commitment of worker block or one of its successors will appear in the next reference block. Refer to Appendix 9 for detailed proof.

5.2 Performance Analysis

It is easy to see that in both RIVET and 2PC based approach, each worker shard only stores a subset of the entire state. Hence, both approaches achieve state sharding. Also, each worker shard validates a subset of all intra-shard transactions and the cross-shard transactions it is a part of. Hence, both protocols achieve computation sharding. Moreover, since the reference shard runs a standard BFT consensus protocol, the communication complexity of finalizing a reference block is same as the communication complexity of the underlying consensus protocol, e.g., HotStuff only requires linear communication.

Contrary to reference blocks, finalization of a worker block B_i in RIVET involves two steps: certification of B_i and finalization of the reference block that includes the commitment com_i of B_i . It is easy to see from §4.5 that certification of every worker block involves

only one round of communication: the leader broadcasts a new proposal to each replica and they respond with their signatures. Since both these steps have linear communication costs, overall block certification protocol has linear costs as well. Hence, assuming a linear consensus protocol in the reference chain, the overall communication of finalizing a worker block is also linear. An important point to note is that each reference block will potentially include numerous block commitments and cross-shard transactions simultaneously, and hence the communication overhead gets amortized.

Confirmation latency of transactions. The cross-shard transaction ctx is finalized as soon as ctx gets included in a reference block. The state atop which ctx should be executed has also been finalized by then. The only thing remaining is to get the actual execution result, i.e., the resulting state modification due to executing ctx . Since every shard involved executes ctx deterministically atop an identical state, this execution result becomes available as soon as one worker shard block containing ctx gets certified. It does not matter which participating worker shard first does so. Hence, the *confirmation latency* of a cross-shard transaction is measured as the time elapsed since its inclusion in the reference chain till the first worker block containing it gets certified.

We measure the confirmation latency of an intra-shard transaction as the elapsed time between its inclusion in a worker block and the finalization of worker shard block. Note that in 2PC, worker blocks are finalized immediately and so are the intra-shard transactions in them.

6 IMPLEMENTATION & EVALUATION

We implement RIVET and 2PC atop the open-source Quorum client version 2.4.0 [6]. Quorum is a fork of the Ethereum Go client and inherits Ethereum’s smart contract execution platform and implements a permissioned consensus protocol based on the Istanbul BFT (IBFT) and Tendermint [10] consensus algorithm.⁴ For RIVET, we use the IBFT implementation for the reference shard, and we implement the protocol described in §4.5 for each worker shard. For 2PC, we use the IBFT implementation for all shards.

Given the exploding number of sharding proposals [9, 13, 14, 23, 26, 37, 40], it is difficult to replicate each of their unique (and vastly different) parameter settings and system model. Since they all adopt the 2PC paradigm [31], we believe comparing with 2PC in our experimental setup best illustrates the benefits and trade-offs of RIVET. Existing 2PC based approaches primarily focuses on the UTXO model or other specialized computation models (ref. §7), so we need to implement additional support to extend 2PC to a generic smart contract model. We next describe implementation details for 2PC with generic computation in §6.1.

6.1 2PC Implementation Details

A coordinator shard manages all cross-shard transactions [14]. We refer to the blockchain maintained by the coordinator shard as the coordinator chain. Users send cross-shard transactions along with their potential read-write set to the coordinator shard. The leader of the coordinator shard validates these transactions for read-write

⁴Saltini and Hyland-Wood in [32] discusses a liveness bug in the original design of IBFT. The bug has been fixed since then in [33].

conflicts and, on successful validation, proposes them to be included in the coordinator chain. Every cross-shard transaction upon its inclusion in the coordinator chain acquires an explicit lock on the set of keys in its read-write set. Similar to RIVET, the coordinator shard includes a new cross-shard transaction only if the transaction does not conflict with any of the pending cross-shard transactions.

Worker shards monitor the coordinator chain for new cross-shard transactions. Upon noticing a new cross-shard transaction ctx , involved worker shards commit to a state of the keys mentioned in the read-set of ctx . Each commitment also carries a proof generated by running consensus within the worker shard. Once the worker proposal is finalized, every replica locks the keys mentioned in the read-write set of ctx from any other conflicting transaction until it executes ctx . Once commitments from *all* involved shards appear in the coordinator chain, these shards follow the same procedure as RIVET for data fetching and transaction execution. Upon execution, worker shard replicas unlock the keys in ctx and send an acknowledgment message to the coordinator shard – at this point, the keys become accessible to future intra-shard transactions.

6.2 Experimental Setup

Our experimental setup consists of six worker shards and one reference shard. Each shard tolerates $f = 3$ Byzantine faults. Thus, each worker shard in RIVET consists of 7 nodes ($2f + 1$) and the reference shard consists of 10 nodes ($3f + 1$). Every shard in 2PC consists of 10 nodes ($3f + 1$). We run all nodes on Amazon Web Services (AWS) t3a.medium virtual machines (VM) with one node per VM. All VMs have 2 vCPUs, 4GB RAM, and 5.0 GB/s network bandwidth. The operating system is Ubuntu 18.04 and the Golang compiler version is 1.13.6.

Node and network topology. We create an overlay network among nodes with the following connectivity. Nodes within a shard are pair-wise connected, i.e., form a complete graph. In addition, each node is connected to $f + 1$ randomly chosen nodes from every other shard. We mimic a setting where each node is placed in one of 10 geographical locations across different continents. Instead of placing nodes physically there, we use the measured ping latency [1] for every pair of locations and then use the Linux `tc` tool to insert the corresponding delay to every message. We maintain the same network topology and network latency for all our experiments.

Evaluation methodology. We run both RIVET and 2PC for approximately 50 reference and coordinator blocks after an initial stabilization period. Every worker shard in both RIVET and 2PC generate blocks after every $\mathbb{I}_w = 5$ seconds. We vary the block interval of the reference chain and coordinator chain to be $\mathbb{I}_r = 10$. We test both designs using the benchmark we created in §3, using Ethereum transactions from 6000 blocks starting at block height 7.39 M. This trace comprises of ~14000 cross-shard transactions. To facilitate such evaluation, we initialize each shard with the code and state of relevant smart contracts. In all our experiments, we broadcast a new batch of cross-shard transactions of fixed size after every reference or coordinator block. We refer to this batch size as the *cross-shard input rate*, and test both designs with cross-shard input rates of 100, 200 and 300.

6.3 Experimental Results

Confirmation latency. Figure 10 gives the average confirmation latency of cross-shard transactions in RIVET and 2PC under varying cross-shard input rate. The confirmation latency of a cross-shard transaction is the time elapsed since the first time a reference shard replica attempts to include the transaction in a block till it is executed by one of the participating worker shard. We further divide the latency into two parts: *wait* and *execution* latency. The wait latency refers to the time elapsed between the first *attempt* to include this transaction in a reference block till it is committed in the reference blockchain. The execution latency is the time elapsed since the transaction is committed in the reference blockchain till it is executed.

The wait latency is similar for RIVET and 2PC. But RIVET has a shorter execution latency. The reason is that the cross-shard execution latency of RIVET only depends on the worker shard block generation interval \mathbb{I}_w . In contrast, cross-shard execution latency in 2PC requires at least one additional reference block, i.e., it is approximately $\mathbb{I}_r + \mathbb{I}_w$.

We then turn to confirmation latency of intra-shard transactions, shown in Figure 11. In RIVET, the latency comes from the fact that worker blocks are finalized only when their commitments are finalized in the reference chain. In 2PC, the latency is a result of locking: if an intra-shard transaction needs to read or write a locked account, it is delayed until the lock is released. In our benchmark, most intra-shard transactions do not conflict with locked cross-shard assets, so this latency is insignificant. After an intra-shard transaction is executed in 2PC it is finalized very quickly by the worker shard consensus protocol. Hence, RIVET has a worse intra-shard latency than 2PC, and this is the major trade-off in RIVET.

Transaction throughput. For a given cross-shard input rate, we measure the transaction throughput for cross-shard transactions as the ratio between average number of cross-shard transactions included per reference block to the cross-shard input rate. Similarly, for intra-shard transactions we measure its throughput as the average (over shards) ratio between total number of intra-shard transactions included in the worker shards to the total number of intra-shard transactions fired during the experiment.

Figure 12 illustrates the cross-shard throughput of RIVET and 2PC under varying cross-shard input rate. Recall from §4.4 and §6.1 that the reference and the coordinator chains only include non-conflicting transactions in them, and hence not all cross-shard transactions can be immediately included in the reference chain. In all our experiments of RIVET, we observe that the cross-shard output rate is greater than 75% of the cross-shard input rate whereas cross-shard output rate of 2PC is approximately 60% of the corresponding cross-shard input rate. The reason is that 2PC holds locks on certain accounts for at least one intermediate coordinator block which results in higher conflicts during the inclusion of newer cross-shard transactions. On the other hand, conflicts in RIVET can be resolved prior to the next reference block. Lastly, as anticipated, the absolute value of cross-shard output rate increases linearly with increase in cross-shard input rate, as the proposer of the reference chain in RIVET (coordinator chain in 2PC) has a larger number of transactions to choose from for each new reference block.

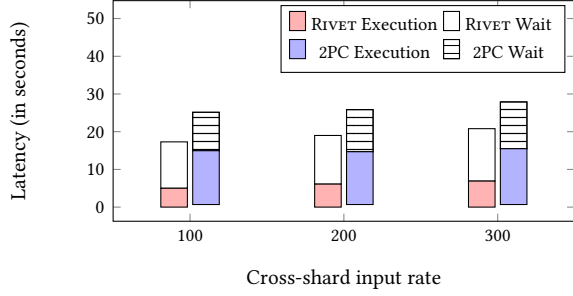


Figure 10: Average confirmation latency of *cross-shard* transactions with $\mathbb{I}_w = 5$ seconds and cross-shard input rate of 100, 200, and 300.

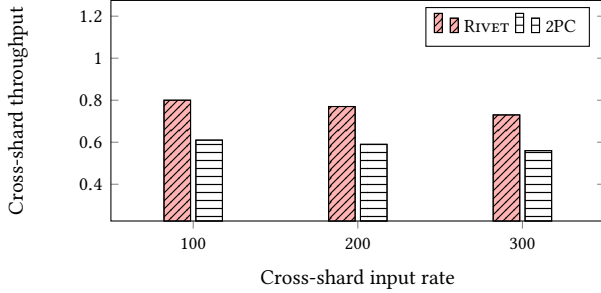


Figure 12: Average cross-shard transaction throughput for $\mathbb{I}_w = 5$ seconds, and cross-shard input rate of 100, 200, and 300.

Figure 13 illustrates the intra-shard throughput for both RIVET and 2PC for varying cross-shard input rate. As anticipated, in RIVET all most all available intra-shard transactions are included in every worker block in every shard. The slightly less throughput of 2PC is due to conflicts between locked cross-shard transactions and available intra-shard transactions. As we have described earlier, since the number of such conflicting intra-shard transactions is very small in comparison to the total number of intra-shard transactions, the reduction in throughput in 2PC is barely noticeable. In conclusion, we can say that for our benchmark, both 2PC and RIVET have almost optimal throughput for intra-shard transactions.

Other findings (not shown). In addition to the above results, we observe some other findings that are consistent across our experiments. More than 99% of the state commitments in RIVET are included in the immediate successor reference block. Furthermore, at most one re-organization per shard during the entire duration of the protocol. The very-low re-organization is a consequence of our dynamic re-scheduling of block-proposal time instant in a way that enables the future leaders to commit their block with higher probability. These properties ensure that the intra-shard latency in RIVET is less than one reference block interval. Similarly, almost all commit messages in 2PC are also included in the immediate successor coordinator block. Each node successfully downloads the data required for a cross-shard transactions within the first two seconds of hearing about the cross-shard transaction.

7 RELATED WORK

RIVET is partially inspired by the approach of Deterministic Transactions Execution (DTE) in distributed databases [36]. In DTE all

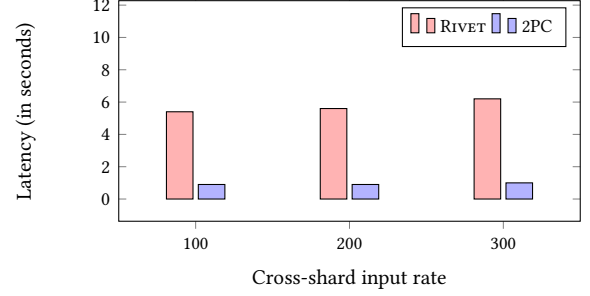


Figure 11: Average confirmation latency of *intra-shard* transactions with $\mathbb{I}_w = 5$ seconds and cross-shard input rate of 100, 200, and 300.

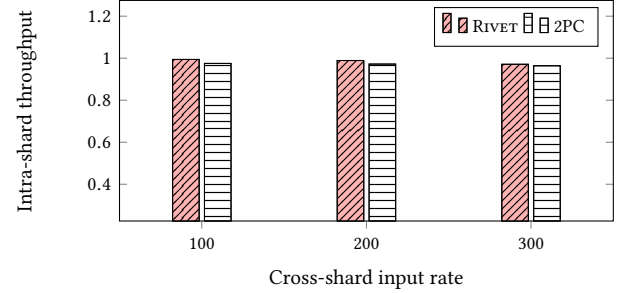


Figure 13: Average intra-shard transaction throughput with $\mathbb{I}_w = 5$ seconds and cross-shard input rate of 100, 200, and 300.

servers (shards in our case) first agree on an ordered list of transactions and then deterministically execute them in the agreed order. Abadi et al. [8] give a great overview of the recent progress and improvements of DTE. DTE are made to avoid single points of failure by replicating each server across multiple replicas using a crash fault-tolerant consensus protocol such as Paxos [24]. At some level, RIVET can be viewed as a method to make DTE Byzantine fault tolerant. But RIVET also differs from fault-tolerant DTE in two major ways: First, RIVET tolerates Byzantine failure without using any consensus algorithm within the worker shards. Second, DTE globally orders all the transactions before executing them; in contrast, cross-shard transactions are ordered before being executed whereas intra-shard transactions are optimistically executed before being ordered.

Blockchain sharding. Previous blockchain sharding proposals primarily focus on increasing the overall throughput of the entire system, with minimal emphasize on characterizing and handling cross-shard transactions [9, 13, 14, 26, 37, 40]. As summarized in [31] almost all prior works use minor variants of 2PC for cross-shard transactions.

RS-Coin [13] and Omniledger [23] are client driven sharded systems in the UTXO model where cross-shard transactions are executed using 2PC. RS-Coin is a permissioned system whereas Omniledger considers a permissionless model. Chainspace [9] also uses a variant of 2PC for cross-shard transaction where it substitutes the client by a inter-shard consensus protocol called S-BAC. RapidChain [40] also considers UTXO based model where cross-shard transactions are replaced by dummy transactions at every

participating shard. These dummy transactions maintain semantic properties of the original cross-shard transactions. To execute a cross-shard transaction, shards involved in the transaction run 2PC protocol with every output shard, playing the role of the 2PC transaction coordinator and input shards being the server.

Monoxide [37] partitions its participants into shards where nodes in each zone run PoW. Monoxide also adopts UTXO based data model and runs 2PC for cross-shard transaction. Cross shard transactions are executed in the initiator shards and then the proofs are sent to the receiver shards. Since Monoxide uses PoW, the receiver shard needs to wait for a long duration before it can confidently use the certificates from initiator shard. Cross shard transactions in [14] use two-phase locking (2PL) and 2PC to achieve atomicity and isolation. To defend against attacks from clients who can lock-up shared resources for long periods, they replace clients by a distributed committee. They demonstrate that RapidChain does not achieve atomicity in non-UTXO model.

State partitioning. Our partitioning technique shares similarities with Schism [12], a database partitioning system for distributed databases. Schism models the database as a graph, where a vertex denotes a single record/tuple and an edge connects two records if they are accessed by the same transaction. A recent work Optchain [29] improves the placement of transaction in a sharded blockchain to reduce the fraction of cross-shard transaction. In contrast to our graph representation, Optchain models transactions as nodes and transaction dependencies as edges. It deals only with the UTXO model. It also places more emphasis on temporal balancing, where the number of nodes in each shard must be the same at all times. A concurrent work [34] focuses on increasing throughput by creating individual shards for transactions that solely access one particular contract and a single shard for transactions that access multiple contracts. These works do not address the problem of efficient execution of cross-shard transactions.

Sharding and off-chain based solutions. Off-chain solutions [15, 17, 20, 27, 30, 35] represent an alternative direction to improve blockchain scalability. We observe that off-chain solutions and sharding solutions have deep connections. This is not obvious at all from the current state of the literature partly because the two approaches start out with very different motivations. Off-chain solutions shard part of their state/UTXOs among many subset of n nodes ($n = 2$ for payment channels). These nodes process local transactions, maintain the latest information about the assigned state and use the consensus engine, i.e., the blockchain, to order them globally relative to other shards. Recent off-chain based protocols such as [15, 20, 35] extend the dispute resolution using incentives. At their core, sharding schemes have a similar structure. Typically they use full-fledged consensus within every shard and some coordination schemes (so far 2PC) between shards to get rid of the global consensus engine. Our paper deviates from this conventional wisdom by removing consensus from the worker; it is thus like a hybrid of both sharding and off-chain scalability solutions.

8 CONCLUSION AND FUTURE DIRECTIONS

We have presented RIVET, a new paradigm for executing cross-shard transactions in a sharded system. RIVET has low latency and high

throughput for cross-shard transactions in comparison with the 2PC approach. Also, only the reference shard in RIVET is required to run a consensus protocol; worker shards only vouch for the validity of blocks, and hence they require fewer replicas and less communication.

It is plausible to substitute the reference chain with a hierarchy of reference chains each coordinating commitments and cross-shard transactions between a subset of worker shards. Such a hierarchical design would allow the system to process more cross-shard transactions concurrently. Furthermore, such a design may better exploit locality of interaction between different subsets of shards. Extending our approach to a hierarchical design is a promising future research direction.

ACKNOWLEDGMENTS

The authors would like to thank Amit Agarwal, Jong Chan Lee, and Zhuolun Xiang for numerous discussions related to the paper. The authors would also like to thank the Quorum open source community for their responses on queries related to the Quorum implementation.

REFERENCES

- [1] Global Ping Latency. (????). <https://wondernetwork.com/pings> [Online; accessed 15-March-2020].
- [2] 2019. What is the train-and-hotel problem? (2019). <https://github.com/ethereum/wiki/wiki/Sharding-FAQ#what-is-the-train-and-hotel-problem>
- [3] 2020. Binance: Bitcoin Exchange | Cryptocurrency Exchange. (2020). <https://www.binance.com/en>
- [4] 2020. Distributed transaction. (2020). https://en.wikipedia.org/wiki/Distributed_transaction
- [5] 2020. Ethermine - Ethereum (ETH) mining pool. (2020). <https://ethermine.org/>
- [6] 2020. Quorum: A permissioned implementation of Ethereum supporting data privacy. (2020). <https://github.com/jpmorganchase/quorum>
- [7] 2020. Tether — Stable digital cash on the Blockchain. (2020). <https://tether.to/>
- [8] Daniel J Abadi and Jose M Faleiro. 2018. An overview of deterministic database systems. *Commun. ACM* 61, 9 (2018), 78–88.
- [9] Mustafa Al-Bassam, Alberto Sonnino, Shehar Bano, Dave Hrycyszyn, and George Danezis. 2017. Chainspace: A sharded smart contracts platform. *arXiv preprint arXiv:1708.03778* (2017).
- [10] Ethan Buchman. 2016. *Tendermint: Byzantine fault tolerance in the age of blockchains*. Ph.D. Dissertation.
- [11] Miguel Castro, Barbara Liskov, et al. 1999. Practical Byzantine fault tolerance. In *Proceedings of the Third Symposium on Operating Systems Design and Implementation*. 173–186.
- [12] Carlo Curino, Evan Jones, Yang Zhang, and Sam Madden. 2010. Schism: A Workload-Driven Approach to Database Replication and Partitioning. *Proc. VLDB Endow.* 3, 1–2 (Sept. 2010), 48–57. <https://doi.org/10.14778/1920841.1920853>
- [13] George Danezis and Sarah Meiklejohn. 2015. Centrally banked cryptocurrencies. *arXiv preprint arXiv:1505.06895* (2015).
- [14] Hung Dang, Tien Tuan Anh Dinh, Dumitrel Loghin, Ee-Chien Chang, Qian Lin, and Beng Chin Ooi. 2019. Towards scaling blockchain systems via sharding. In *Proceedings of the 2019 International Conference on Management of Data*. ACM, 123–140.
- [15] Sourav Das, Vinay Joseph Ribeiro, and Abhijeet Anand. 2019. YODA: Enabling computationally intensive contracts on blockchains with Byzantine and Selfish nodes. In *Proceedings of the 26th Annual Network and Distributed System Security Symposium*.
- [16] Cynthia Dwork, Nancy Lynch, and Larry Stockmeyer. 1988. Consensus in the presence of partial synchrony. *Journal of the ACM (JACM)* 35, 2 (1988), 288–323.
- [17] Stefan Dziembowski, Lisa Eckey, Sebastian Faust, and Daniel Malinowski. 2019. Perun: Virtual payment hubs over cryptocurrencies. In *2019 IEEE Symposium on Security and Privacy (SP)*. IEEE, 106–123.
- [18] Ningyu He, Lei Wu, Haoyu Wang, Yao Guo, and Xuxian Jiang. 2019. Characterizing code clones in the Ethereum smart contract ecosystem. *arXiv preprint arXiv:1905.00272* (2019).
- [19] Maurice Herlihy. 2018. Atomic cross-chain swaps. In *Proceedings of the 2018 ACM symposium on principles of distributed computing*. 245–254.
- [20] Harry Kalodner, Steven Goldfeder, Xiaoqi Chen, S Matthew Weinberg, and Edward W Felten. 2018. Arbitrum: Scalable, private smart contracts. In *27th*

- {USENIX} Security Symposium ({USENIX} Security 18). 1353–1370.
- [21] George Karypis and Vipin Kumar. 1998. A software package for partitioning unstructured graphs, partitioning meshes, and computing fill-reducing orderings of sparse matrices. (1998).
 - [22] Lucianna Kiffer, Dave Levin, and Alan Mislove. 2018. Analyzing Ethereum’s Contract Topology. In *Proceedings of the Internet Measurement Conference 2018*. 494–499.
 - [23] Eleftherios Kokoris-Kogias, Philipp Jovanovic, Linus Gasser, Nicolas Gailly, Ewa Syta, and Bryan Ford. 2018. Omniledger: A secure, scale-out, decentralized ledger via sharding. In *2018 IEEE Symposium on Security and Privacy (SP)*. IEEE, 583–598.
 - [24] Leslie Lamport. 2019. The part-time parliament. In *Concurrency: the Works of Leslie Lamport*. 277–317.
 - [25] Loi Luu, Viswesh Narayanan, Chaodong Zheng, Kunal Baweja, Seth Gilbert, and Prateek Saxena. 2016. A secure sharding protocol for open blockchains. In *Proceedings of the 2016 ACM SIGSAC Conference on Computer and Communications Security*. ACM, 17–30.
 - [26] Alex Manuskin, Michael Mirkin, and Ittay Eyal. 2019. Ostraka: Secure Blockchain scaling by node sharding. *arXiv preprint arXiv:1907.03331* (2019).
 - [27] Andrew Miller, Iddo Bentov, Surya Bakshi, Ranjit Kumaresan, and Patrick McCorry. 2019. Sprites and state channels: Payment networks that go faster than lightning. In *International Conference on Financial Cryptography and Data Security*. Springer, 508–526.
 - [28] Satoshi Nakamoto et al. 2008. Bitcoin: A peer-to-peer electronic cash system. (2008).
 - [29] Lan N Nguyen, Truc DT Nguyen, Thang N Dinh, and My T Thai. 2019. OptChain: optimal transactions placement for scalable blockchain sharding. In *2019 IEEE 39th International Conference on Distributed Computing Systems (ICDCS)*. IEEE, 525–535.
 - [30] Joseph Poon and Thaddeus Dryja. 2016. The bitcoin lightning network: Scalable off-chain instant payments. (2016).
 - [31] Pingcheng Ruan, Gang Chen, Tien Tuan Anh Dinh, Qian Lin, Dumitrel Loghin, Beng Chin Ooi, and Meihui Zhang. 2019. Blockchains and Distributed Databases: a Twin Study. *arXiv preprint arXiv:1910.01310* (2019).
 - [32] Roberto Saltini and David Hyland-Wood. 2019. Correctness analysis of ibft. *arXiv preprint arXiv:1901.07160* (2019).
 - [33] Roberto Saltini and David Hyland-Wood. 2019. IBFT 2.0: A Safe and Live Variation of the IBFT Blockchain Consensus Protocol for Eventually Synchronous Networks. *arXiv preprint arXiv:1909.10194* (2019).
 - [34] Yuechen Tao, Bo Li, Jingjie Jiang, Hok Chu Ng, Cong Wang, and Baochun Li. On Sharding Open Blockchains with Smart Contracts. In *International Conference on Data Engineering*.
 - [35] Jason Teutsch and Christian Reitwießner. 2019. A scalable verification solution for blockchains. *arXiv preprint arXiv:1908.04756* (2019).
 - [36] Alexander Thomson, Thaddeus Diamond, Shu-Chun Weng, Kun Ren, Philip Shao, and Daniel J Abadi. 2012. Calvin: fast distributed transactions for partitioned database systems. In *Proceedings of the 2012 ACM SIGMOD International Conference on Management of Data*. 1–12.
 - [37] Jiaping Wang and Hao Wang. 2019. Monoxide: Scale out Blockchains with Asynchronous Consensus Zones. In *16th {USENIX} Symposium on Networked Systems Design and Implementation ({NSDI} 19)*. 95–112.
 - [38] Gavin Wood et al. 2014. Ethereum: A secure decentralised generalised transaction ledger. *Ethereum project yellow paper* 151 (2014), 1–32.
 - [39] Maofan Yin, Dahlia Malkhi, Michael K Reiter, Guy Golan Gueta, and Ittai Abraham. 2019. Hotstuff: Bft consensus with linearity and responsiveness. In *Proceedings of the 2019 ACM Symposium on Principles of Distributed Computing*. ACM, 347–356.
 - [40] Mahdi Zamani, Mahnush Movahedi, and Mariana Raykova. 2018. Rapidchain: Scaling blockchain via full sharding. In *Proceedings of the 2018 ACM SIGSAC Conference on Computer and Communications Security*. ACM, 931–948.

9 PROOF OF SAFETY AND LIVENESS

In this section we will argue about the safety and liveness of RIVET. Informally, safety captures the idea that RIVET ensures a global agreed order on a set of transactions and liveness captures that idea that newer transactions are continuously included in the global order. Additionally, we will also prove that for every intra-shard transaction, every replica of the corresponding shard executes the intra-shard transaction atop a identical starting state. Furthermore, for every cross-shard transaction, all the replicas involved in the cross-shard transaction from all the relevant shard, executes the

cross-shard transactions atop an identical initial state. Since, transaction execution are deterministic, this implies that the final state after executing the cross-shard transactions are also identical.

Next we will formally define safety and liveness conditions and prove that RIVET ensures the defined safety and liveness.

Definition 9.1. (Safety) If an honest replica (could be either worker replica or reference replica) outputs a block B at height i , every other honest replica of the same shard will also output block B at height i .

Definition 9.2. (Liveness) Transactions (both cross-shard or intra-shard) sent to honest replicas in every shard are included in the blockchain within finite amount of time.

Safety of RIVET follows directly from the safety of the Byzantine fault tolerant consensus protocol used in the reference shard. This holds true even during periods of asynchrony because the partially synchronous consensus algorithm provides safety even under asynchrony. To elaborate, the consensus algorithm in the reference shard provides global order for all transactions, the intra-shard ones as well as cross-shard ones. Each transaction is associated with a unique reference block that finalizes it in the reference chain. Transactions are hence ordered first by their heights in the reference chain, and then by their positions inside the reference block.

Besides an agreed upon total order, RIVET also ensures every worker block commitment finalized in the reference chain represents a valid statement. The reference shard ensures that at most one worker block at any given height from a shard gets finalized and it extends a previously finalized worker block in that shard. We next formally prove that this implies every honest worker shard replica will have the same sequence of worker of blocks in its local blockchain.

LEMMA 9.3. *For any given shard X , commitment of at most one worker block at any given height from shard X is included in the reference chain.*

PROOF. For the sake of contradiction, assume that state commitments com and com' of two worker shard blocks B and B' , respectively, both of at height i was included in the reference chain. Without loss of generality, let com be included before com' and let P' be the reference block that includes com' . Then, according to Algorithm 2, no honest replica will vote for P' . But, since P' is a committed reference block, this implies that at least $f + 1$ honest replica voted for P' . Hence we get a contradiction. \square

We next argue that when two honest replica in worker shard outputs their local chain, chain on one replica will be a prefix of the the chain output by the other replica. For two chain (blockchain) A, B , we use $A \preceq B$ to denote that the chain A is a prefix of chain B . Hence, for RIVET,

THEOREM 9.4. *Let n, n' be the two arbitrary honest replica of a given shard X , and let C, C' be their respective local chain. Then either $C \preceq C'$ or $C' \preceq C$.*

PROOF. For the sake of contraction assume that $C \not\preceq C'$ and $C' \not\preceq C$. Also, let $B^* \in C \cap C'$ be the last block where both the

chain agree. Also, let B, B' be the latest committed block of C, C' respectively. Observe that $\text{height}(B) > \text{height}(B^*)$ and $\text{height}(B') > \text{height}(B^*)$. Hence, block B does not extend B' and vice versa.

From Lemma 9.3, we know that both block B and B' have distinct height. Without loss of generality, let the height of B be smaller than height of B' . Then if commitment of block B appears before commitment of B' , and if P' is the reference block that includes commitment of B' ; then since, B' does not extend B , no honest reference replica will vote for validity of P' . However, since P' is a committed reference block, this implies that at least $f + 1$ honest replicas indeed voted for P' resulting in a contradiction.

Alternatively, if a commitment of B appears before commitment of B' , then no honest replica will vote for a reference block that includes commitment of B' . Hence, we again get a contradiction by the same argument as above. \square

We will next argue about liveness of RIVET during periods of synchrony. As in safety, the liveness of the reference shard follows directly from the liveness guarantee of the underlying Byzantine Fault tolerant consensus protocol. Hence, we will focus on the liveness of worker shards. In particular, we will prove the liveness of worker in two steps. First, we will show that during periods of synchrony, if the leader, say L , of worker shard in view v is honest, and reference shard also has a honest leader during the same time interval, then L will be able to successfully commit a new worker block on to the reference chain. Next, we will argue that RIVET such periods where both the leader of reference shard and worker shard are simultaneously honest, occur infinitely often.

Let n_r be the number of replicas in the reference shard and f_r be the maximum number of Byzantine replicas in the reference shard. Similarly, let n_w and f_w be the number of replicas and maximum number of Byzantine replicas in a worker shard respectively. Recall $n_r = 3f_r + 1$ and $n_w = 2f_w + 1$. Also, let α be the ratio between rate of change of views of a worker shard X and the reference shard. For example, $\alpha = 1$ implies that view change in both X and the reference chain happens at the same speed. Similarly, $\alpha = 2$ implies that view change in worker shard X happens twice faster than the view change of reference shard.

CLAIM 1. *Let $v, v' \geq v + n_r$ be any two distinct views in reference shard. Then, for every worker shard X , $n_r \geq n_w$, and $\alpha \geq 1$, there exists a honest view v^* between view v and v' , i.e., view with a honest reference leader L_r , such that during view v^* , an honest replica L_w of X becomes the leader of X . Here on, we refer to such view as HH view.*

PROOF. Let $v' = v + n_r$. Then, during view v and v' , exactly αn_r nodes will become leader of X . Moreover, at least $\alpha(n_r - f_r)$ worker leaders will co-exists with honest reference shard leaders. Also, among αn_r leaders at most $f_w \lfloor \frac{\alpha n_r}{n_w} \rfloor + f_w$ them will be Byzantine.

Thus $\alpha(n_r - f_r) > f_w \lfloor \frac{\alpha n_r}{n_w} \rfloor + f_w$ will imply that at least one honest worker leader will co-exist with honest reference leader.

Hence, solving the inequality, the condition we get:

$$\begin{aligned} \alpha(n_r - f_r) &> f_w \lfloor \frac{\alpha n_r}{n_w} \rfloor + f_w \\ \alpha(n_r - f_r) &\geq f_w \frac{\alpha n_r + 1}{n_w} \\ \alpha(n_r - f_r) &\geq \frac{1}{2}(\alpha n_r + 1) \\ \alpha(2f_r + 1) &\geq \frac{1}{2}(\alpha(3f_r + 1) + 1) \\ \alpha f_r + \alpha - 1 &\geq 0 \end{aligned} \tag{4}$$

For $\alpha \geq 1$, equation 4 is always true. \square

An immediate corollary of the above claim is that in an infinite execution of the protocol, such honest reference leader and honest worker leader replica pairs will occur infinitely often. We will next use Claim 1 to prove liveness of RIVET.

THEOREM 9.5. *During period of synchrony, during a HH view, the corresponding leader of worker shard X , can successfully commit a new worker block in the reference chain.*

PROOF. During HH, let v_w, v_r be the view of worker and reference shard respectively. Let L_w and L_r be the corresponding honest leader for view v_w and respectively. Also, let t_r be the time instant L_r enters the view v_r . Then by time $t_r + \Delta$, L_r will receive all messages sent in view $v_r - 1$. Then by time $t_r + 2\Delta$, L_w (in fact all worker shard replicas) will receive the latest reference block. Since L_w is connected to $f_w + 1$ replicas from each shard, by time $t_r + 4\Delta$ have the data required to execute cross-shard transactions up to the latest reference block. Then, if at time $t_r + 4\Delta$, if L_w proposes a new block B , by $t_r + 6\Delta$, L_w will have a certificate for B . If at time $t_r + 6\Delta$, L_w forwards the block to $f_r + 1$ reference replicas, by time $t_r + 8\Delta$, L_r will know about commitment of B . Hence, if L_r proposes its block after time $t_r + 8\Delta$, the proposed block will include the commitment of B . And hence by the liveness guarantee of underlying Byzantine Fault Tolerant consensus protocol of reference chain, commitment of B will be finalized. This implies worker block B be finalized. \square

Algorithm 1 Reference shard block creation at replica (leader) L in view v

```

1:  $\triangleright$  Inputs to the block proposal algorithm
2:  $B_{\ell(i)}$  : latest committed block of shard  $X_i$  for each shard.
3:  $P_{s(i)}$  : Reference block mentioned in  $B_{\ell(i)}$  for each  $i$ 
4:  $P_l$  : Latest reference block known to  $L$ 
5:  $P_{l+1}$  : Block  $L$  wants to propose
6:
7:  $\triangleright$  We will refer to the cross-shard transactions that appear after the last commit from shard  $X_i$  as the pending cross-shard transaction of  $X_i$  and denote them by  $Q_i$ .
8:  $Q_i$  : cross-shard transactions that appear after  $P_s^{(i)}$  and involves  $X_i$ .
9:  $\mathbf{R}^{(i)}$  : Keys that cross-shard transactions in  $Q_i$  intends to read from.
10:  $\mathbf{W}^{(i)}$  : Keys that cross-shard transactions in  $Q_i$  intends to write to.
11:
12:  $new_{ctx}$  : New cross shard transactions available at  $L$ 
13:  $new_{com}$  : New state commitment transactions available at  $L$ 
14:
15:  $\triangleright$  Pick set of valid state commitments  $S_{l+1}$  from the available state commitments
16:  $S_{l+1} \leftarrow \emptyset$ 
17: for each shard  $X_i$  do
18:    $valid_{X_i} = \emptyset$   $\triangleright$  Set of new valid state commitments from shard  $X_i$ .
19:   for each state commitment  $com = \langle B_j, H_j \rangle$  from  $X_i$  in  $new_{com}$  do
20:     if  $B_j$  extends  $B_{\ell}^{(i)}$  &  $B_j$  is certified &  $Q_{s(i),l}$  is empty then
21:        $valid_{X_i} \leftarrow valid_{X_i} \cup \{com_j\}$ 
22:    $com_i^* \leftarrow \max\{valid_{X_i}\}$   $\triangleright$  Pick the commitment with longest hash chain, i.e., highest  $|H_j|$ 
23:    $S_{l+1} \leftarrow S_{l+1} \cup \{com_i^*\}$ 
24:    $Q_i \leftarrow \emptyset$ ;  $\mathbf{W}^{(i)} \leftarrow \emptyset$ ;  $\mathbf{R}^{(i)} \leftarrow \emptyset$   $\triangleright$  Resetting cross-shard transactions and the associated read-write sets.
25:
26:  $\triangleright$  Pick set of new cross-shard transactions  $C_{l+1}$  from the available cross-shard transactions
27:  $C_{l+1} \leftarrow \emptyset$ 
28: for each  $ctx \in new_{ctx}$  do
29:   Let  $X_{ctx}$  be the set of shards required for executing  $ctx$ 
30:   for  $X_j \in X_{ctx}$  do
31:     Let  $R_{ctx}^{(j)}, W_{ctx}^{(j)}$  be the read and write set of  $ctx$  in  $X_j$ , respectively.
32:     if  $R_{ctx}^{(j)} \cap \mathbf{W}^{(j)} = \emptyset$  then
33:        $C_{l+1} \leftarrow C_{l+1} \cup \{ctx\}$ ;  $\mathbf{W}^{(j)} \leftarrow \mathbf{W}^{(j)} \cup W_{ctx}^{(j)}$ ;  $\mathbf{R}^{(j)} \leftarrow \mathbf{R}^{(j)} \cup R_{ctx}^{(j)}$   $\triangleright$  Update pending cross-shard transactions
34:
35:  $P_{l+1} \leftarrow \langle l+1, \text{hash}(P_l), S_{l+1}, C_{l+1} \rangle$ 

```

Algorithm 2 Validation of block $P_r = \langle r, \text{hash}(P_{r-1}), S_r, C_r \rangle$ at replica n of reference shard

```

1:  $\triangleright$  Input to the block validation algorithm. For simplicity, let  $P_{r-1}$  is the latest reference block known to  $n$ .
2:  $B_{\ell(i)}$  : latest committed block of shard  $X_i$  for each shard up to  $P_{r-1}$  .
3:  $P_{s(i)}$  : Reference block mentioned in  $B_{\ell(i)}$  for each  $i$ 
4:
5:  $Q_i$  : cross-shard transactions that appear after  $P_{s(i)}$  and involves  $X_i$ .
6:  $\mathbf{R}^{(i)}$  : Keys that cross-shard transactions in  $Q_i$  intends to read from.
7:  $\mathbf{W}^{(i)}$  : Keys that cross-shard transactions in  $Q_i$  intends to write to.
8:
9: for every  $\text{com}_j = \langle B_j, \mathbf{H}_j \rangle \in S_r$  do
10:   if  $\neg(B_j \text{ extends } B_{\ell(i)} \ \& \ B_j \text{ is certified} \ \& \ Q_{s(i),l} \text{ is empty})$  then
11:     Output invalid  $P_r$ ; return
12:
13: for every  $\text{com}_j = \langle B_j, \mathbf{H}_j \rangle \in S_r$  do
14:   Let  $X_j$  be the worker shard that commits  $\text{com}_j$ 
15:    $Q_j \leftarrow \emptyset$ ;  $\mathbf{W}^{(i)} \leftarrow \emptyset$ ;  $\mathbf{R}^{(i)} \leftarrow \emptyset$   $\triangleright$  Temporarily set values for  $Q_i$ ,  $\mathbf{W}^{(i)}$ , and  $\mathbf{R}^{(i)}$  to be empty sets
16:
17: for each  $\text{ctx} \in C_r$  do
18:   Let  $X_{\text{ctx}}$  be the set of shards required for executing  $\text{ctx}$ 
19:   for  $X_j \in X_{\text{ctx}}$  do
20:     Let  $R_{\text{ctx}}^{(j)}, W_{\text{ctx}}^{(j)}$  be the read and write set of  $\text{ctx}$  in  $X_j$ , respectively.
21:     if  $R_{\text{ctx}}^{(j)} \cap \mathbf{W}^{(j)} \neq \emptyset$  then
22:       Output invalid  $P_r$ ; Reset  $Q_i$ ,  $\mathbf{W}^{(i)}$ , and  $\mathbf{R}^{(i)}$  to original state  $\forall i \in [k]$ 
23:       return
24:     else
25:        $Q_j \leftarrow Q_j \cup \{\text{ctx}\}$ ;  $\mathbf{W}^{(j)} \leftarrow \mathbf{W}^{(j)} \cup W_{\text{ctx}}^{(j)}$ ;  $\mathbf{R}^{(j)} \leftarrow \mathbf{R}^{(j)} \cup R_{\text{ctx}}^{(j)}$ 
26:
27: Output valid  $P_r$ .

```

Algorithm 3 Block creation at replica (leader) L of a worker shard X

```

1: Inputs.
2:  $B_i$  : Latest committed block of  $X$  with state  $\text{state}_i$ 
3:  $P_i$  : Reference block at height  $r_i$  that includes  $\text{com}_i = \langle \text{state}_i, \dots \rangle$ 
4:  $B_j$  : Latest worker block of  $X$  (may be  $B_i = B_j$ )
5:  $P_j$  : Latest reference block at height  $r_j$  known to  $L$ 
6:  $Q_{i,j}$  : Cross-shard transactions involving  $X$  that appears between reference block  $P_i$  and  $P_j$  (both inclusive).
7:  $T_{i,j}$  : Intra-shard transaction between worker block  $B_i$  and  $B_j$  (both inclusive).
8:  $T_{j+1}$  : Newly available intra-shard transaction.
9:
10: if  $Q_{i,j}$  is not empty even when  $(i = j)$  then
11:   parent block  $:= B_i$ 
12:   pick  $\text{state}_i$  as the starting state
13:   execute  $Q_{i,j}$  and  $T_{i,j+1} = T_{i,j} \cup T_{j+1}$  atop  $\text{state}_i$ , i.e.,  $\text{state}_{j+1} \leftarrow \Pi(T_{i,j+1}, \Pi(\text{state}_i, Q_{i,j}))$ 
14:    $B_{j+1} \leftarrow \langle \text{hash}(B_i), \text{state}_{j+1}, T_{i,j+1}, r_i, \text{hash}(P_i) \rangle$ 
15: else
16:   parent block  $:= B_j$ 
17:   pick  $\text{state}_j$  as the starting state
18:   execute  $T_{j+1}$  atop  $\text{state}_j$ , i.e.,  $\text{state}_{j+1} \leftarrow \Pi(\text{state}_j, T_{j+1})$ .
19:    $B_{j+1} \leftarrow \langle \text{hash}(B_j), \text{state}_{j+1}, T_{j+1}, r_j, \text{hash}(P_j) \rangle$ 

```

Algorithm 4 Validation of block $B_j = \langle \text{hash}(B_{j'}), \text{state}_j, T_j, r_j, \text{hash}(P_j) \rangle$ at replica n of a worker shard X

```

1: Inputs.
2:  $B_j$  : Newly proposed block at  $j$ .
3:  $B_{j'}$  : Parent of block  $B_j$  with state  $\text{state}_{j'}$  .
4:  $P_j$  : Reference block mentioned in  $B_j$  at height  $r_j$ .
5:  $T_j$  : Intra-shard transactions included in  $B_j$ .
6:  $B_l$  : Latest committed block of  $X$  with state  $\text{state}_l$  known to  $n$ .
7:  $P_l$  : Reference block at height  $r_l$  that includes  $\text{com}_l = \langle \text{state}_l, \dots \rangle$ 
8:  $P_k$  : Latest reference block at height  $r_k$  known to  $n$ 
9:  $Q_{j',j}$  : Cross-shard transactions involving  $X$  included in reference blocks after  $B_{j'}$  and up to  $P_j$ , if any.
10:  $Q_{j+1,k}$  : Cross-shard transactions involving  $X$  included in reference block after  $P_j$  and up to  $P_k$ , if any.
11:  $Q_{l,j}$  : Cross-shard transactions involving  $X$  included in reference block from  $P_l$  up to  $P_j$ , if any.
12:
13:  $\text{state}_j \leftarrow \perp$ 
14: if  $B_j$  extends  $B_l$  &  $\text{height}(P_k) \geq \text{height}(P_j)$  &  $Q_{j+1,k}$  is empty then ▷ extends means "is a descendant of"
15:   ▷ Here  $\text{height}(P)$  refers to the height of the block; also  $Q_{a,b}$  is empty if  $\text{height}(P_a) > \text{height}(P_b)$ 
16:   if  $B_j = B_l$  then
17:      $\text{state}'_j \leftarrow \Pi(\Pi(\text{state}_{j'}, Q_{l,j}), T_j)$ 
18:   else if  $\text{height}(B_{j'}) > \text{height}(B_l)$  &  $B_{j'}$  is certified &  $Q_{j',j}$  is empty then
19:      $\text{state}'_j \leftarrow \Pi(\text{state}_{j'}, T_j)$ 
20:
21: if  $\text{state}'_j \neq \perp$  and  $\text{state}'_j = \text{state}_j$  then
22:   sign; return
23: do not sign; return

```
