

# Rectangle Tiling Binary Arrays

Pratik Ghosal<sup>1</sup>, Syed Mohammad Meesum<sup>2</sup>, and Katarzyna Paluch<sup>1</sup>

<sup>1</sup> University of Wrocław, Wrocław, Poland

<sup>2</sup> KREA University, Sricity, India

**Abstract.** The problem of rectangle tiling binary arrays is defined as follows. Given an  $n \times n$  array  $A$  of zeros and ones and a natural number  $p$ , our task is to partition  $A$  into at most  $p$  rectangular tiles, so that the maximal weight of a tile is minimized. A tile is any rectangular subarray of  $A$ . The weight of a tile is the sum of elements that fall within it. We present a linear ( $O(n^2)$ ) time  $(\frac{3}{2} + \frac{p^2}{w(A)})$ -approximation algorithm for this problem, where  $w(A)$  denotes the weight of the whole array  $A$ .

The algorithm employs the lower bound of  $L = \lceil \frac{w(A)}{p} \rceil$ , which is the same lower bound on the optimum that was used in all algorithms for rectangle tiling. We prove that a better approximation factor for the binary RTILE cannot be achieved using the same lower bound  $L$ , because there exist arrays, whose every partition contains a tile of weight at least  $(\frac{3}{2} + \frac{p^2}{w(A)})L$ . The previously known approximation algorithm for rectangle tiling binary arrays achieved the ratio of 2. We also consider the dual problem of rectangle tiling for binary arrays, where we are given an upper bound on the weight of the tiles, and we have to cover the array  $A$  with the minimum number of non-overlapping tiles. Both problems have natural extensions to  $d$ -dimensional versions, for which we provide analogous results.

**Keywords:** Rectangle tiling, RTILE, DRTILE

## 1 Introduction

In this paper, we study several variants of the rectangle tiling problem. These problems belong to a very wide class of discrete optimization tiling problems. As an input, we are given a two-dimensional array  $A[1..n, 1..n]$ , where each cell  $A[i, j]$  has a non-negative weight.

**RTILE:** Given a two-dimensional array  $A$  of size  $n \times n$  and a natural number  $p$ , we partition  $A$  into at most  $p$  rectangular subarrays, called *tiles*, so that the maximum weight of any tile is minimized. In other words, we have to cover  $A$  with tiles such that no two tiles overlap, while minimizing the weight of any tile. The weight of a tile is the sum of the elements that fall within it.

**DRTILE:** A natural variant of RTILE is called the DRTILE problem. The DRTILE problem is a dual of the RTILE problem, where we are given an upper bound  $W$  on the weight of the tiles, and we have to cover the array  $A$  with the minimum number of non-overlapping tiles.

These two problems have a natural extension to  $d$  dimensions. Here the input is a  $d$ -dimensional array  $A$  of size  $n$  in each dimension and we have to partition  $A$  into non-overlapping  $d$ -dimensional tiles so that the optimality criterion of the RTILE/DRTILE problem is satisfied.

In this paper we consider a special case of the RTILE/DRTILE problem, where each cell has a binary weight, i.e., the weight of any cell is either 0 or 1. We extend our approach to solve the  $d$ -dimensional binary RTILE/DRTILE problem.

**Motivation:** The RTILE/ DRTILE problem is a general problem in combinatorial optimization that has a wide variety of applications in real life. These include load balancing in parallel computing environments, video compression, data partitioning, database mining, and building equisum histogram on two or more attributes. A detailed description of the practical applications of RTILE/ DRTILE problem can be found in [1, 7, 11].

**Related Work:** Both the RTILE and DRTILE problems can be solved in polynomial time when the array is one-dimensional. The RTILE problem can be solved using dynamic programming in time  $O(np)$  and the best known algorithm has the running time  $O(\min\{n + p^{1+\epsilon}, n \log n\})$ , for any fixed  $\epsilon < 1$  [8]. An extensive survey on the RTILE problem in one-dimension can be found in [8]. On the other hand, the DRTILE problem in one dimension can be solved using a greedy algorithm in linear time.

Both the RTILE and DRTILE problems have been proven to be NP-hard [7]. Grigni and Manne [6] proved that optimal  $p \times p$  tiling (which is a restricted variant of the RTILE problem) is NP-hard even when the cell weight is binary. Charikar et al. [3] showed the restricted variant to be APX-hard and NP-hard to approximate within a factor of 2. Khanna et al. [7] proved that it is NP-hard to achieve a  $\frac{5}{4}$ -approximation for the RTILE problem. Recently Głuch and Loryś [5] have improved the lower bound of the RTILE problem to  $\frac{4}{3}$ . It is not known whether the binary RTILE is solvable in polynomial time or NP-hard. Khanna et al. [7] gave the first approximation algorithm for the RTILE problem with the ratio  $\frac{5}{2}$ . The approximation ratio was improved to  $\frac{7}{3}$  independently by Sharp [15] and Loryś and Paluch [9]. Loryś and Paluch [10] gave a  $\frac{9}{4}$ -approximation algorithm for this problem. Berman et al. [1] improved the approximation ratio to  $\frac{11}{5}$ . Finally, Paluch [13] gave a  $\frac{17}{8}$ -approximation for this problem and also proved that the approximation ratio is tight with respect to the used lower bound. As far as the DRTILE problem is concerned, Khanna et al. [7] gave an  $O(n^5)$ -time 4-approximation algorithm using the Hierarchical Binary Tiling (HBT) technique. They improved the approximation ratio to 2 using a modified version of the HBT technique, but the running time of this algorithm is very high making the algorithm less practical. Loryś and Paluch [9] also gave a 4-approximation for the DRTILE problem while improving the running time to linear.

The  $d$ -dimensional version of this problem was introduced by Smith and Suri [16]. They gave a  $\frac{d+3}{2}$ -approximation algorithm that runs in time  $O(n^d + p \log n^d)$ . Sharp [15] improved the approximation ratio to  $\frac{d^2+2d-1}{2d-1}$  that runs in time  $O(n^d + 2^d p \log n^d)$ . Paluch [14] gave a  $\frac{d+2}{2}$ -approximation algorithm while matching the previous running time. She also proved that the ratio is tight with respect to the known lower bound of the problem.

RPACK is an extensively studied variant of rectangle tiling, in which we are given a set of axis-parallel weighted rectangles in a  $n \times n$  grid, and the goal is to find at most  $k$  disjoint rectangles of largest weight. Khanna et al. [7] proved that this problem is NP-hard even when each rectangle intersects at most three other rectangles. They gave an  $O(\log n)$ -approximation algorithm for RPACK that runs in  $O(n^2 p \log n)$  time. In [1] Berman et al. considered the multi-dimensional version of this problem. The dual of RPACK is known to be NP-hard even when we are interested in finding a subset of disjoint rectangles with total weight equal to at least some given  $w$ . Du et al. [4] considered a min-max version of RTILE, where the weight of each tile cannot be smaller than the given lower bound and the aim is to minimize the maximum weight of a tile. They gave a 5-approximation algorithm for this problem and Berman and Raskhodnikova [2] improved the approximation factor to 4 and the approximation ratio of the binary variant to 3.

**Previous Work:** The binary version of the RTILE problem has also been studied. Khanna et al. [7] gave a  $\frac{9}{4}$ -approximation for the binary RTILE problem. Loryś and Paluch [9] and Berman et al. [1] independently improved the approximation ratio for binary RTILE to 2.

**Our Results:** We improve the approximation ratio of the binary RTILE problem to  $\frac{3}{2} + \frac{p^2}{w(A)}$ , where  $w(A)$  denotes the number of ones in  $A$ . For the arrays  $A$  satisfying  $\frac{p^2}{w(A)} \approx 0$ , it implies that the approximation ratio of the algorithm amounts to  $\frac{3}{2}$ . The running time of our algorithm is linear ( $O(n^2)$ ). The algorithm employs the lower bound of  $L = \lceil \frac{w(A)}{p} \rceil$ , which is the same lower bound on the optimum that was used in all algorithms for rectangle tiling. We prove that a better approximation factor for the binary RTILE cannot be achieved using the same lower bound  $L$ , because there exist arrays, whose every partition contains a tile of weight at least  $(\frac{3}{2} + \frac{p^2}{w(A)})L$ .

The general approach to solving this problem is similar to the approach of [13]. The found tiling is also hierarchical and we use the notions of *boundaries* and *types of columns/subarrays*. However, in the present paper the types of subarrays are organized in a somewhat different manner. In particular, the idea of *shadows* is new. To compute the desired partition of  $A$  into tiles, we only check a small number of tilings of simply defined subarrays. The subarrays are identified with the help of so called *boundaries* and their *shadows*, which, roughly speaking, designate parts of  $A$  tileable in a certain manner and having weight greater than  $\frac{3}{2}L$ . To prove the tileability of subarrays composed of multiple simpler subarrays we employ linear programming. Its application here differs from the one in [13] in that each dimension is treated completely symmetrically and thus more "globally" and in the method of showing the feasibility of dual programs. We show that the binary DRTILE problem can be approximated by reducing it to the binary RTILE problem. As for the  $d$ -dimensional binary RTILE problem, the algorithm for the 2-dimensional binary RTILE problem can be extended to obtain an approximation for the  $d$ -dimensional binary RTILE problem. The same approximation ratio for the  $d$ -dimensional binary DRTILE problem can also be found analogously.

**Organization:** In Section 2 we recall the necessary definitions. We introduce the notion of the boundaries and their shadows in Section 3. In Section 4, we assume that  $w(A) \gg p^2$ , and present a  $\frac{3}{2}$ -approximation algorithm for the RTILE problem. The

goal of this section is also to introduce the methods needed for the approximation of the binary RTILE more gradually, without obscuring the presentation with many technical aspects. In Section 5 we present a  $(\frac{3}{2} + \frac{p^2}{w(A)})$ -approximation algorithm for the general case (which, in particular, applies also when  $\frac{p^2}{w(A)}$  is not negligible). This approximation is achieved by applying only small modifications to the approach described in Section 4. In Section 6 we prove that the approximation factor we obtain for the RTILE problem, is tight with respect to the known lower bound. Section 7 contains our result on the DRTILE problem. We conclude by presenting an approximation algorithm for the multi-dimensional RTILE problem in Section 8.

## 2 Preliminaries

Let  $A$  be a two-dimensional array of size  $n \times n$ , where each of its elements belongs to the set  $\{0, 1\}$ . Given  $A$  and a natural number  $p$ , we want to partition  $A$  into  $p$  rectangular subarrays, called *tiles* so that the maximal weight of a tile is minimized. The weight of a tile  $T$ , denoted  $w(T)$ , is the sum of elements within  $T$ .  $w(A)$  denotes the weight of the whole array  $A$ . Since any array element is either equal to 0 or 1,  $w(A)$  amounts to the number of 1s in  $A$ .

First, notice that the problem is trivial when  $p \geq w(A)$ . Hence throughout the paper we assume that  $p < w(A)$ . Clearly, the maximal weight of a tile cannot be smaller than  $\frac{w(A)}{p}$ . Consequently,  $L = \lceil \frac{w(A)}{p} \rceil$  is a lower bound on the value of the optimal solution to the RTILE problem.

Thus to design an  $\alpha$ -approximation algorithm for the RTILE problem, it suffices to demonstrate the method of partitioning  $A$  into  $p$  tiles such that the weight of each tile does not surpass  $\alpha L$ .

The number  $p$  of allowed tiles is linked to the weight of the array  $A$  in the following manner.

**Fact 1** *Let  $w(A)$  and  $L$  be as defined above. Then,  $p \geq \lceil \frac{w(A)}{L} \rceil$ .*

The proof directly follows from the assumption that  $L = \lceil \frac{w(A)}{p} \rceil$

**Definition 1.** *An array  $A$  is said to be  $f$ -partitioned if it is partitioned into rectangular tiles such that the weight of any tile does not exceed  $f$ .*

We denote by  $A[i]$  the  $i$ -th column of  $A$ , by  $A[i..j]$  a subarray of  $A$  consisting of columns  $i, i+1, \dots, j$ . Thus  $A^T[i]$  denotes the  $i$ -th row of  $A$  and  $A^T[i..j]$  a subarray of  $A$  consisting of rows  $i, i+1, \dots, j$ .

## 3 The Boundaries and Their Shadows

In this section we define a sequence of (vertical) *boundaries* and their *shadows*. Let us assume that we want to design an  $\alpha$ -approximation algorithm for the RTILE problem. Hence the weight of any tile must not exceed  $\alpha L$ . In other words, we want to obtain

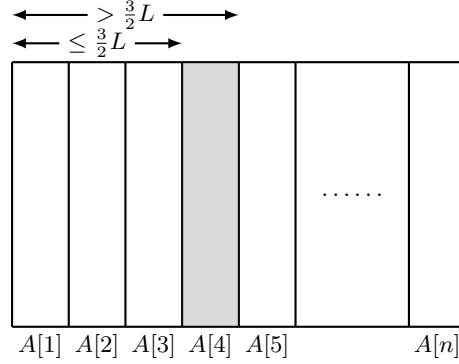
an  $\alpha L$ -partitioning for  $A$ . Each boundary is a distinct column of  $A$ . If boundary  $B_i$  corresponds to column  $A[k]$ , then we denote it as  $b_i = k$ . Thus  $B_i = A[b_i]$ . The shadow  $B'_i = A[b'_i]$  of boundary  $B_i$  is equal to either  $B_i$  or the column succeeding  $B_i$ . We say that boundary  $B_i$  is of type  $j$ , denoted as  $t(B_i) = j$ , if its weight satisfies  $\lfloor \frac{w(B_i)}{\alpha L} \rfloor = j - 1$ .

The vertical boundaries and their shadows are defined iteratively below. The ideas behind them are as follows. The first vertical boundary  $B_1$  indicates simply which part of the array consisting of successive columns starting from the leftmost, exceeds  $\alpha L$ . This means that such subarray cannot be covered with one tile. However, the subarray  $A[1..b_1 - 1]$  ending on column  $b_1 - 1$  can form one tile, because its weight is not greater than  $\alpha L$ . For  $i > 1$  the  $i$ -th boundary  $B_i$  denotes a column  $A[b_i]$  such that the subarray  $A[b'_{i-1}..b_i - 1]$  can be  $\alpha L$ -partitioned into, respectively,  $t(B_{i-1})$  tiles if  $B_{i-1} = B'_{i-1}$  and 1 tile, if  $B_{i-1} \neq B'_{i-1}$ , and the subarray  $A[b'_{i-1}..b_i]$  cannot. The reason for placing the following boundaries in such a way is that any boundary of type  $j$  can be  $\alpha L$ -partitioned (horizontally) into  $j$  tiles and we want to extend such a partition as far to the right as possible. As for the  $i$ -th shadow  $B'_i$  we put it in the same column as the boundary  $B_i$  if the subarray  $A[b'_{i-1}..b_i]$  cannot be  $\alpha L$ -partitioned into  $t(B_i)$  tiles and otherwise, we put it just behind  $B_i$  in column  $b_i + 1$ . Notice that in the case of a shadow we check the tileability into  $t(B_i)$  tiles and not  $t(B_{i-1})$ . Also, we observe that  $B_i \neq B'_i$  can happen only when  $t(B_i) > t(B_{i-1})$  or  $B_{i-1} \neq B'_{i-1}$ . If  $B_i \neq B'_i$ , then it means, as we later prove, that the subarray  $A[1..b_i]$  is rather easy to partition and we could in fact tile it with a proper number of tiles and start the process of tiling anew with the subarray  $A[b'_i..n]$ .

## Definition 2.

1. **First boundary** ( $B_1 = A[b_1]$ ):  $w(A[1..b_1 - 1]) \leq \alpha L$  and  $w(A[1..b_1]) > \alpha L$ .
2. **First Shadow**: Let  $t(B_1) = j$ .
  - (a)  $B'_1 = B_1$  iff  $A[1..b_1]$  cannot be partitioned horizontally into  $j$  tiles of weight at most  $\alpha L$ .
  - (b)  $B'_1 \neq B_1$  iff  $A[1..b_1]$  can be partitioned horizontally into  $j$  tiles of weight at most  $\alpha L$ .
3.  **$(i + 1)$ -th boundary** ( $B_{i+1} = A[b_{i+1}]$ ): Let  $t(B_i) = j$ .
  - (a) If  $B_i = B'_i$ , then  $A[b_i..b_{i+1} - 1]$  can be partitioned horizontally into  $j$  tiles but  $A[b_i..b_{i+1}]$  cannot be partitioned horizontally with  $j$  tiles.
  - (b) If  $B_i \neq B'_i$ , then  $w(A[b_i + 1..b_{i+1} - 1]) \leq \alpha L$  and  $w(A[b_i + 1..b_{i+1}]) > \alpha L$ .
4.  **$(i + 1)$ -th Shadow**: Let  $t(B_{i+1}) = j$ .
  - (a)  $B'_{i+1} = B_{i+1}$  iff  $A[b'_i..b_{i+1}]$  cannot be partitioned horizontally into  $j$  tiles.
  - (b)  $B'_{i+1} \neq B_{i+1}$ , iff  $A[b'_i..b_{i+1}]$  can be partitioned horizontally into  $j$  tiles.

The horizontal boundaries can be defined analogously. To illustrate the notion of boundaries and shadows let us consider a few examples.



**Fig. 1.** An array with column  $A[4]$  as the only boundary

*Example 1.* Array  $A$  has only one vertical boundary  $B_1 = A[4]$  of type 1. This means that the total weight of the first 3 columns does not exceed  $\alpha L$ , i.e.,  $w(A[1..3]) \leq \alpha L$ , and the weight of the subarray consisting of columns  $1 \dots 4$  does -  $w(A[1..4]) > \alpha L$ . Since  $t(B_1) = 1$ , by the definition, the weight of  $B_1 = A[4]$  is not greater than  $\alpha L$  and the shadow  $B'_1$  of  $B_1$  coincides with  $B_1$ . Since  $A$  has only one boundary, it means that the weight of the subarray consisting of all columns except for the first 3 is not greater than  $\alpha L$ , i.e.,  $w(A[4..n]) \leq \alpha L$ .

*Example 2.* Array  $A$  has only one vertical boundary  $B_1 = A[4]$  of type 2 and  $B'_1 = A[4]$ . Exactly as in the example above, we have  $w(A[1..3]) \leq \alpha L$  and  $w(A[1..4]) > \alpha L$ . The weight of  $B_1$  satisfies:  $3L \geq w(A[4]) > \alpha L$ , because  $t(B_1) = 2$ . By the fact that  $B'_1 = B_1$ , we know that the horizontal partition of  $A[1..4]$  into 2 tiles of weight not surpassing  $\alpha L$  is impossible. Since  $A$  has only one boundary, we obtain that  $A[4..n]$  can be partitioned into  $t(B_1) = 2$  tiles.

*Example 3.* Array  $A$  has only one vertical boundary  $B_1 = A[4]$  of type 2 and  $B'_1 = A[5]$ . Again, we have  $w(A[1..3]) \leq \alpha L$  and  $w(A[1..4]) > \alpha L$ . This time, however,  $B'_1 \neq B_1$ , therefore  $A[1..4]$  can be partitioned into 2 horizontal tiles with weight  $\alpha L$  at most. Since  $A$  has only one boundary and  $B'_1 \neq B_1$ , we have that  $w(A[5..n]) \leq \alpha L$ .

**Lemma 1.** Let  $k$  denote the number of vertical boundaries of  $A$  and  $T_v = \sum_{i=1}^k t(B_i)$ . Then array  $A$  can be tiled with  $T_v + 1$  tiles.

**Proof.** Suppose first that for each  $1 \leq i \leq k$  it holds that  $B_i = B'_i$ . Then by Definition 2, each subarray  $A[b_i..b_{i+1} - 1]$  can be tiled horizontally with  $t(B_i)$  tiles and the subarray  $A[1..b_1 - 1]$  can be covered by 1 tile. Therefore we indeed use  $T_v + 1$  tiles.

For the general case, let  $i = \min\{k : B_k \neq B'_k\}$ . It means that the subarray  $A[b_{i-1}..b_i]$  can be tiled horizontally with  $t(B_i)$  tiles. By Definition 2 for each  $j \leq i - 2$

the subarray  $A[b_j..b_{j+1} - 1]$  can be tiled horizontally with  $t(B_j)$  tiles and the subarray  $A[1..b_1 - 1]$  can be covered by a single tile. This way the number of used tiles amounts to  $\sum_{j=1}^{i-2} t(B_j) + t(B_i) + 1 \leq \sum_{j=1}^i t(B_j)$ . We continue in the same manner with the subarray  $A[b'_i..n]$ .  $\square$

Analogously, we define a horizontal sequence of boundaries of  $A$ , i.e., a vertical sequence of boundaries of  $A^T$ .

Throughout the paper,  $B_1, B_2, \dots, B_k$  and  $C_1, \dots, C_l$  denote, respectively, the vertical and horizontal sequence of boundaries of  $A$ . Let  $T_v = \sum_{i=1}^k t(B_i)$  and  $T_h = \sum_{i=1}^l t(C_i)$ .

**Fact 2** *Let  $T = \min\{T_v, T_h\}$ . Then  $A$  can be  $\alpha L$ -tiled with  $T + 1$  tiles.*

**Lemma 2.** *Let  $A' = A[i_1 \dots i_2]$  be a subarray of  $A$  and  $k$  a natural number greater or equal 2.*

*Suppose that  $\frac{w(A[i_1]) + w(A[i_2])}{k} + w(A[i_1 + 1 \dots i_2 - 1]) \leq \alpha L$ . Then  $A'$  can be partitioned into  $k$  horizontal tiles of weight at most: (i)  $\alpha L + 1$  if  $k = 2$ , (ii)  $\alpha L + 2$  if  $k > 2$ .*

**Proof.** We divide the number equal to the sum of the weights of two columns  $A[i_1]$  and  $A[i_2]$  (the columns may be unconnected) by  $k$ . We check where the division lines fall with respect to the subarray. Often they may occur in the middle of a row (consisting of two array elements) and we have to move the division so that the whole row is included or the whole row is excluded. If  $k = 2$ , then we choose one of the two options - moving the division upwards or downwards, hence, in the worst case we may have to increase the weight of one tile by 1. For  $k > 2$ , we may have to shift the division by almost the whole row and thus increase the weight of some tiles by 2. Next we extend this partition to include the subarray  $A'' = A[i_1 + 1 \dots i_2 - 1]$  - we do not change the partition of the two-column subarray, but simply follow the partition lines. In the worst case the whole weight of  $A''$  will fall into only one tile - yielding a tile of weight  $\frac{w(A[i_1]) + w(A[i_2])}{k} + w(A[i_1 + 1 \dots i_2 - 1])$ .  $\square$

#### 4 A $\frac{3}{2}$ -approximation when $w(A) \gg p^2$

In this section we deal with arrays such that  $\frac{p^2}{w(A)}$  is close to 0, which means that the total weight of any  $p^2$  elements of  $A$  is negligible. As mentioned in the introduction, the aim of this section is to introduce the methods used in the approximation of the binary RTILE problem gradually. For the general case, an approximation algorithm presented in the next section will be only a slight modification of the one shown here.

**Convention 1** *Throughout this section whenever we speak about **tiling** and **partitioning**, we respectively mean “ $\frac{3}{2}L$ -partitioning” and “tiling using tiles of weight at most  $\frac{3}{2}L$ ”.*

**Remark:** The total number of cells in the intersection of the horizontal and the vertical boundaries is  $O(T^2)$ . We show in Section 3 that we can always partition  $A$  into  $T + 1$  tiles. In this section we find the smallest  $\alpha$  such that the weight of such an array  $w(A) > TL$ . Since  $w(A) \leq pL$ , we prove that  $TL < pL$ . Since both  $T$  and  $p$  are integers,  $T + 1 \leq p$ .

In this section, we assume that the total weight of the cells in the intersection of two boundaries is negligible with respect to the total weight of the array. Hence we have  $w(A) \gg p^2$ .

Given an array  $A$  we build a linear program, with the help of which we will be able to relate the total weight of the array to the sums of types of boundaries  $T_v, T_h$ .

**Lemma 3.** *Let  $T = \min\{T_v, T_h\}$ . Then  $w(A) > TL$ .*

Using Observation 1 of [12], we can assume that the whole weight of the array  $A$  is contained in the boundaries, i.e., each element of  $A$  that does not belong to any boundary has value 0. Each vertical boundary  $B_i$  is crossed by  $l$  horizontal boundaries and thus cut into  $l + 1$  parts. We assign a variable  $x_{j,i}$  to each part, i.e., the  $j$ th part of  $B_i$  consists of elements  $A[c_{j-1} + 1, b_i], A[c_{j-1} + 2, b_i], \dots, A[c_j - 1, b_i]$  and  $x_{j,i}$  denotes the sum of the weights of these elements. Similarly, each horizontal boundary  $C_i$  is crossed by  $k$  vertical boundaries and thus cut into  $k + 1$  parts. We assign a variable  $z_{i,j}$  to each such part. The value of each variable  $x_{j,i}$  or  $z_{i,j}$  denotes the weight of the corresponding part of the boundary.

For technical reasons we introduce a non-existent 0th column of  $A$  and set  $B_0 = A[0]$  and  $B'_0 = A[1]$ .

In the linear program, we minimize the sum of non-negative variables  $x_{j,i}$  and  $z_{i,j}$  subject to a set of constraints associated with the boundaries. For each vertical boundary  $B_i$  we will have either one or two constraints of the following form:

1. If  $t(B_i) > 1$ , then we add the constraint  $\frac{1}{t(B_i)-1} \sum_{j=1}^{l+1} x_{j,i} \geq \frac{3}{2}L$ , which simply describes the total weight of  $B_i$ .
2. (a)  $B'_{i-1} \neq B_{i-1}$ .
  - i.  $t(B_i) = 1$ . The added constraint is  $\sum_{j=1}^l z_{j,i} + \sum_{j=1}^{l+1} x_{j,i} > \frac{3}{2}L$ .
  - ii.  $t(B_i) > 1$  and  $B'_i = B_i$  (which means that  $A[b'_{i-1}..b_i]$  cannot be tiled horizontally with  $t(B_i)$  tiles). By Lemma 2 we are justified to add the constraint  $\sum_{j=1}^l z_{j,i} + \frac{1}{t(B_i)} \sum_{j=1}^{l+1} x_{j,i} > \frac{3}{2}L$ .
  - iii.  $t(B_i) > 1$  and  $B'_i \neq B_i$ . In this case we do not add any constraint.
- (b)  $B'_{i-1} = B_{i-1}$ .
  - i.  $B'_i \neq B_i$ . The added constraint is  $\sum_{j=1}^l z_{j,i} + \frac{1}{t(B_{i-1})} (\sum_{j=1}^{l+1} x_{j,i} + \sum_{j=1}^{l+1} x_{j,i-1}) > \frac{3}{2}L$ .
  - ii.  $B'_i = B_i$ . Let  $\bar{T}_i = \max\{t(B_{i-1}), t(B_i)\}$ . The constraint we add is  $\sum_{j=1}^l z_{j,i} + \frac{1}{\bar{T}_i} (\sum_{j=1}^{l+1} x_{j,i} + \sum_{j=1}^{l+1} x_{j,i-1}) > \frac{3}{2}L$ . The constraint is a consequence of Lemma 2.

Thus, each  $B_i$  defines either one or two constraints. Analogously, each horizontal variable  $C_j$  also defines one or two constraints. The linear program dual to the one we



have just described has dual variables  $y'_i, y_i$ . For each  $B_i$  with  $t(B_i) > 1$  let  $y'_i$  denote the dual variable corresponding to constraint  $\frac{1}{t(B_i)-1} \sum_{j=1}^{l+1} x_{j,i} > \frac{3}{2}L$ . The other type of constraint (if it exists) defined by  $B_i$  is represented by  $y_i$ . The dual variables corresponding to horizontal boundaries are  $w_i, w'_i$ .

*Example 4.* Array  $A$  has one vertical boundary  $B_1$  of type 1 and one horizontal boundary  $C_1$  of type 1 (see Figure 2).

|           |           |           |       |
|-----------|-----------|-----------|-------|
| 0         | $x_{1,1}$ | 0         |       |
| $z_{1,1}$ |           | $z_{1,2}$ | $C_1$ |
| 0         | $x_{2,1}$ | 0         |       |
|           | $B_1$     |           |       |

**Fig. 2.** An array with one vertical and one horizontal boundary.

The linear program for  $A$  looks as follows. In brackets we give the dual variables corresponding to respective inequalities.

$$\begin{aligned}
& \text{minimize } x_{1,1} + x_{2,1} + z_{1,1} + z_{1,2} \\
& \text{subject to } x_{1,1} + x_{2,1} + z_{1,1} > \frac{3}{2}L \quad (y_1) \\
& \quad \quad \quad x_{1,1} + z_{1,1} + z_{1,2} > \frac{3}{2}L \quad (w_1)
\end{aligned}$$

*Example 5.* Array  $A$  has two vertical boundaries and two horizontal ones, each of the four boundaries is of type 1. The array is depicted in Figure 3.

$$\begin{aligned}
& \text{minimize } \sum_{i=1}^2 \sum_{j=1}^3 x_{j,i} + \sum_{i=1}^2 \sum_{j=1}^3 z_{i,j} \\
& \text{subject to } \sum_{j=1}^3 x_{j,1} + \sum_{i=1}^2 z_{i,1} > \frac{3}{2}L \quad (y_1) \\
& \quad \quad \quad \sum_{i=1}^2 \sum_{j=1}^3 x_{j,i} + \sum_{i=1}^2 z_{i,2} > \frac{3}{2}L \quad (y_2) \\
& \quad \quad \quad \sum_{j=1}^3 z_{1,j} + \sum_{i=1}^2 x_{1,i} > \frac{3}{2}L \quad (w_1) \\
& \quad \quad \quad \sum_{i=1}^2 \sum_{j=1}^3 z_{i,j} + \sum_{i=1}^2 x_{2,i} > \frac{3}{2}L \quad (w_2)
\end{aligned}$$

*Example 6.* Array  $A$  has two vertical boundaries  $B_1, B_2$  and two horizontal ones  $C_1, C_2$ . Their types are the following:  $t(B_1) = t(C_2) = 2$  and  $t(B_2) = t(C_1) = 1$ . Also  $B'_1 \neq B_1$  and  $C'_2 = C_2$ .

|           |           |           |           |           |       |
|-----------|-----------|-----------|-----------|-----------|-------|
| 0         | $x_{1,1}$ | 0         | $x_{1,2}$ | 0         |       |
| $z_{1,1}$ |           | $z_{1,2}$ |           | $z_{1,3}$ | $C_1$ |
| 0         | $x_{2,1}$ | 0         | $x_{2,2}$ | 0         |       |
| $z_{2,1}$ |           | $z_{2,2}$ |           | $z_{2,3}$ | $C_2$ |
| 0         | $x_{3,1}$ | 0         | $x_{3,2}$ | 0         |       |
|           | $B_1$     |           | $B_2$     |           |       |

**Fig. 3.** An array with two vertical and two horizontal boundaries.

$$\begin{aligned}
& \text{minimize} && \sum_{i=1}^2 \sum_{j=1}^3 x_{j,i} + \sum_{i=1}^2 \sum_{j=1}^3 z_{i,j} \\
& \text{subject to} && \frac{1}{2} \sum_{j=1}^3 x_{j,1} + \sum_{i=1}^2 z_{i,1} > \frac{3}{2} L \quad (y_1) \\
& && \sum_{j=1}^3 x_{j,1} > \frac{3}{2} L \quad (y'_1) \\
& && \sum_{i=1}^2 z_{i,2} + \sum_{j=1}^3 x_{j,2} > \frac{3}{2} L \quad (y_2) \\
& && \sum_{j=1}^3 z_{1,j} + \sum_{i=1}^2 x_{1,i} > \frac{3}{2} L \quad (w_1) \\
& && \frac{1}{2} \sum_{i=1}^2 \sum_{j=1}^3 z_{i,j} + \sum_{i=1}^2 x_{2,i} > \frac{3}{2} L \quad (w_2) \\
& && \sum_{j=1}^3 z_{2,j} > \frac{3}{2} L \quad (w'_2)
\end{aligned}$$

Let us now build dual linear programs for some of these examples.

For the array from Example 5, the dual linear program has the following form:

$$\begin{aligned}
& \text{maximize} && \frac{3}{2} L (y_1 + y_2 + w_1 + w_2) \\
& \text{subject to} && y_1 + y_2 + w_1 \leq 1 \quad (x_{1,1}) \\
& && y_1 + y_2 + w_2 \leq 1 \quad (x_{2,1}) \\
& && y_1 + w_1 + w_2 \leq 1 \quad (z_{1,1}) \\
& && y_2 + w_1 + w_2 \leq 1 \quad (z_{1,2})
\end{aligned}$$

We have omitted inequalities  $y_2 + w_1 \leq 1$  and  $y_2 + w_2 \leq 1$  corresponding to variables  $x_{1,2}$  and  $x_{2,2}$  as they will have to be satisfied because of inequalities corresponding to variable  $z_{1,2}$ .

For the array from Example 6, the dual linear program has the form:

$$\begin{aligned}
& \text{maximize } \frac{3}{2}L(y_1 + y_2 + w_1 + w_2) \\
& \text{subject to } \begin{aligned}
& y'_1 + \frac{1}{2}y_1 + w_1 \leq 1 \quad (x_{1,1}) \\
& y_2 + w_1 \leq 1 \quad (x_{1,2}) \\
& y'_1 + \frac{1}{2}y_1 + w_2 \leq 1 \quad (x_{2,1}) \\
& y_2 + w_2 \leq 1 \quad (x_{2,2}) \\
& y_1 + w_1 + \frac{1}{2}w_2 \leq 1 \quad (z_{1,1}) \\
& y_2 + w_1 + \frac{1}{2}w_2 \leq 1 \quad (z_{1,2}) \\
& y_1 + w'_2 + \frac{1}{2}w_2 \leq 1 \quad (z_{2,1}) \\
& y_2 + w'_2 + \frac{1}{2}w_2 \leq 1 \quad (z_{2,2})
\end{aligned}
\end{aligned}$$

To figure out the form of constraints constituting the dual program in general, let us consider a variable  $x_{j,i}$ . Notice that it occurs in at most one constraint defined by a horizontal boundary. It can possibly be contained only in the constraint defined by  $C_j$  represented by  $w_j$ , where its coefficient is 1. If  $t(B_i) = 1$ , then we do not have  $y'_i$  and  $x_{j,i}$  occurs in constraint represented by  $y_i$  and possibly in constraint represented by  $y_{i+1}$ . Thus the inequality in the dual program corresponding to  $x_{j,i}$  has the form  $\alpha_{j,i}y_i + \alpha_{j,i+1}y_{i+1} + \beta_{j,i}w_j \leq 1$ , where each of the coefficients belongs to  $[0, 1]$ .

If  $t(B_i) > 1$ , then we do have  $y'_i$  and  $x_{j,i}$  occurs in this constraint with the coefficient  $\frac{1}{t(B_i)-1}$ . If  $B_i \neq B'_i$ , then  $x_{j,i}$  does not occur in any other constraints and the inequality in the dual program has the form  $\frac{1}{t(B_i)-1}y'_i + \beta_{j,i}w_j \leq 1$ , where  $\beta_{j,i} \in [0, 1]$ . Otherwise,  $x_{j,i}$  may also belong to constraints represented by  $y_i$  and  $y_{i+1}$ . In each one of them it occurs with the coefficient equal to at most  $\frac{1}{t(B_i)}$ . Therefore the inequality has the form  $\frac{1}{t(B_i)-1}y'_i + \alpha_{j,i}y_i + \alpha_{j,i+1}y_{i+1} + \beta_{j,i}w_j \leq 1$ , where each of the coefficients  $\alpha_{j,i+1}, \alpha_{j,i}$  belongs to  $[0, \frac{1}{t(B_i)}]$ .

We are ready to prove the lower bound of the weight of array  $A$  with the aid of its boundaries and their shadows.

(proof of Lemma 3)

**Proof.** Since the value of any cost function of the dual linear program described above is a lower bound on the minimal value of the cost function of the primal linear program, it suffices to find a feasible assignment of the dual variables such that the cost function will be have value greater than  $TL$ .

*Claim.* We can satisfy all constraints of the dual program by assigning the following values to the dual variables. Each  $y_i$  and each  $w_j$  is assigned  $\frac{1}{3}$ . If  $B_i$  defines only one constraint  $y'_i$ , then we assign  $\frac{t(B_i)}{3}$  to  $y'_i$ . Otherwise  $y'_i$  is assigned  $\frac{t(B_i)-1}{3}$ .

The claim follows from the fact that inequality  $\frac{1}{T-1} \cdot \frac{T}{3} + \frac{1}{3} \leq 1$  is satisfied by each  $T \geq 2$  and that inequality  $\frac{T-1}{3(T-1)} + \frac{2}{3T} + \frac{1}{3} \leq 1$  is also satisfied by each  $T \geq 2$ .

This means that the total value contributed by the dual variables  $y_i, y'_i$  (corresponding to constraints defined by boundary  $B_i$ ) is at least  $\frac{t(B_i)}{3}$ .

Thus  $w(A) > \frac{3}{2}L(\frac{T_v}{3} + \frac{T_h}{3}) \geq TL$ . □

We show a method to find tiling of  $A$  with at most  $T+1$  tiles. By Facts 1, 2, Lemmas 1 and 3, we proved that  $T+1 \leq p$ , when the approximation factor is  $\frac{3}{2}$ . In other words, we obtain a  $\frac{3}{2}$ -approximation algorithm for binary RTILE.

---

**Algorithm 1**

---

```
1:  $A \leftarrow [1 \dots n, 1 \dots n]$  a two-dimensional array
2: Construct the horizontal and vertical boundaries and their shadows using Definition 2.
3:  $B \leftarrow \{B_1, B_2, \dots, B_k\}$  (the vertical boundaries, where each  $B_i = A[b_i]$ )
4:  $B' \leftarrow \{B'_1, B'_2, \dots, B'_k\}$  (the shadows of  $B_i$ s, where each  $B'_i = A[b'_i]$ )
5:  $t(B) \leftarrow \{t(B_1), t(B_2), \dots, t(B_k)\}$  (the types of the vertical boundaries)
6:  $C \leftarrow \{C_1, C_2, \dots, C_l\}$  (the horizontal boundaries, where each  $C_i = A[c_i]$ )
7:  $C' \leftarrow \{C'_1, C'_2, \dots, C'_l\}$  (the horizontal boundaries, where each  $C'_i = A[c'_i]$ )
8:  $t(C) \leftarrow \{t(C_1), t(C_2), \dots, t(C_l)\}$  (the types of the horizontal boundaries)
9:  $T_v \leftarrow \sum_{i=1}^k t(B_i)$ 
10:  $T_h \leftarrow \sum_{i=1}^l t(C_i)$ 
11: if  $T_v \leq T_h$  then
12:   use the vertical boundaries  $B$  as described below
13: else
14:   use the horizontal boundaries  $C$  instead of the vertical ones
15: if  $B_k = B'_k$  then
16:   partition  $A[b_k \dots n]$  horizontally into  $t(B_k)$  tiles
17: else
18:   cover  $A[b_k + 1 \dots n]$  with one tile
19: for  $i = k - 1 \dots 1$  do
20:   if  $B_i = B'_i$  then
21:     if  $B_{i+1} = B'_{i+1}$  then
22:       tile  $A[b_i \dots b_{i+1} - 1]$  horiz. into  $t(B_i)$  tiles (by 3a)
23:     else
24:       partition  $A[b_i \dots b_{i+1}]$  horiz. into  $t(B_{i+1})$  tiles (by 4b)
25:   else ( $B_i \neq B'_i$ )
26:     if  $B_{i+1} = B'_{i+1}$  then
27:       cover  $A[b_i + 1 \dots b_{i+1} - 1]$  horiz. with one tile (by 3b)
28:     else
29:       partition  $A[b_i + 1 \dots b_{i+1}]$  horiz. into  $t(B_{i+1})$  tiles (by 4b)
30: if  $B_1 = B'_1$  then
31:   cover  $A[1 \dots b_1 - 1]$  with one tile (by 2a)
32: else
33:   partition  $A[1 \dots b_1]$  horiz. into  $t(B_1)$  tiles (by 2b)
```

---

**Theorem 1.** For arrays  $A$  satisfying  $\frac{p^2}{w(A)} \approx 0$ , there exists a linear time  $\frac{3}{2}$ -approximation algorithm for binary RTILE.

## 5 A $(\frac{3}{2} + \beta)$ -approximation

In this section we examine the general case, arrays such that  $\frac{p^2}{w(A)}$  is not negligible. We will aim at a  $(\frac{3}{2} + \beta)$ -approximation. When  $\beta < \frac{1}{2}$ , the approximation ratio of our algorithm is better than 2. Throughout the section, whenever we refer to tiling and partitioning, we mean  $(\frac{3}{2} + \beta)L$ -partitioning and tiling using tiles of weight at most  $(\frac{3}{2} + \beta)L$ .

We define a sequence of boundaries and shadows analogously as in the previous section, but with respect to  $(\frac{3}{2} + \beta)L$ , i.e., we replace each occurrence of “ $\frac{3}{2}L$ ” with “ $(\frac{3}{2} + \beta)L$ ” and modify the meaning of tiling and partitioning accordingly, i.e., to  $(\frac{3}{2} + \beta)L$ -partitioning.

Observe that Lemma 1 still holds.

We want to prove an analogue of Lemma 3. To this end we will consider an analogous linear program, in which we have all the variables occurring in the previous section and additionally we have a variable  $s_{i,j}$  for each pair  $(B_i, C_j)$ , which denotes the element of  $A$  at the intersection of the vertical boundary  $B_i$  and the horizontal boundary  $C_j$ . The function we minimize is  $\sum_{i=1}^k x_{j,i} + \sum_{j=1}^l z_{i,j} + \sum_{i=1}^k \sum_{j=1}^l s_{i,j}$ . For each variable  $s_{i,j}$  we have an additional constraint:  $-s_{i,j} \geq -1$ . The variable  $s_{i,j}$  is also included in all those constraints which refer to the part of  $A$  covering the intersection of  $B_i$  with  $C_j$ .

For instance, the linear program for the array from Example 4 is modified as follows:

$$\begin{aligned} & \text{minimize} && x_{1,1} + x_{2,1} + z_{1,1} + z_{1,2} + s_{1,1} \\ & \text{subject to} && x_{1,1} + x_{2,1} + z_{1,1} + s_{1,1} > (\tfrac{3}{2} + \beta)L \quad (y_1) \\ & && x_{1,1} + z_{1,1} + z_{1,2} + s_{1,1} > (\tfrac{3}{2} + \beta)L \quad (w_1) \\ & && -s_{1,1} \geq -1 \quad (t_{1,1}). \end{aligned}$$

The linear program for the array from Example 5 in the new scenario looks as follows:

$$\begin{aligned} \min & \quad \sum_{i=1}^2 \sum_{j=1}^3 x_{j,i} + \sum_{i=1}^2 \sum_{j=1}^3 z_{i,j} + \sum_{i=1}^2 \sum_{j=1}^2 s_{i,j} \\ \text{s.t.} & \quad \sum_{j=1}^3 x_{j,1} + \sum_{i=1}^2 z_{i,1} + \sum_{j=1}^2 s_{1,j} > (\tfrac{3}{2} + \beta)L \quad (y_1) \\ & \quad \sum_{i=1}^2 \sum_{j=1}^3 x_{j,i} + \sum_{i=1}^2 z_{i,2} + \sum_{i=1}^2 \sum_{j=1}^2 s_{i,j} > (\tfrac{3}{2} + \beta)L \quad (y_2) \\ & \quad \sum_{j=1}^3 z_{1,j} + \sum_{i=1}^2 x_{1,i} + \sum_{i=1}^2 s_{i,1} > (\tfrac{3}{2} + \beta)L \quad (w_1) \\ & \quad \sum_{i=1}^2 \sum_{j=1}^3 z_{i,j} + \sum_{i=1}^2 x_{2,i} + \sum_{i=1}^2 \sum_{j=1}^2 s_{i,j} > (\tfrac{3}{2} + \beta)L \quad (w_2) \\ & \quad -s_{i,j} \geq -1(t_{i,j}), \text{ for each } 1 \leq i, j \leq 2. \end{aligned}$$

Correspondingly, in the dual program we maximize  $(\frac{3}{2} + \beta)L(\sum y_i + \sum w_j) - \sum t_{i,j}$  and we have an additional constraint for each primal variable  $s_{i,j}$ .

The dual linear program for the array from Example 5 contains the following additional inequalities.

$$\begin{aligned}
y_1 + y_2 + w_1 + w_2 - t_{1,1} &\leq 1 & (s_{1,1}) \\
y_1 + y_2 + w_2 - t_{1,2} &\leq 1 & (s_{1,2}) \\
y_2 + w_1 + w_2 - t_{2,1} &\leq 1 & (s_{2,1}) \\
y_2 + w_2 - t_{2,2} &\leq 1 & (s_{2,2}).
\end{aligned}$$

We can see that if we want to assign  $\frac{1}{3}$  to each variable  $y_i, w_j$ , then we sometimes also have to assign  $\frac{1}{3}$  to variables  $t_{i,j}$  to ensure the feasibility - compare the first inequality in the set of additional inequalities above. We can notice that we have to assign  $\frac{1}{3}$  to  $t_{i,j}$  only if both  $i < k$  and  $j < l$ , i.e. when  $s_{i,j}$  does not belong to  $B_k$  or  $C_l$ .

**Lemma 4.** *Let  $T = \min\{T_v, T_h\}$ . Then for  $\beta = \frac{p^2}{w(A)}$ , it holds that  $w(A) > TL$ .*

**Proof.** We can satisfy all constraints of the dual program by assigning the following values to the dual variables. Each  $y_i$  and each  $w_j$  is assigned  $\frac{1}{3}$ . If  $B_i$  defines only one constraint  $y'_i$ , then we assign  $\frac{t(B_i)-1}{3}$  to  $y'_i$ . Otherwise  $y'_i$  is assigned  $\frac{t(B_i)-1}{3}$ . Also, each  $t_{i,j}$  such that  $i < k$  and  $j < l$  is assigned  $\frac{1}{3}$ .

Some of the constraints in the primal program have value  $(\frac{3}{2} + \beta)L - 2$  on the right hand side. Such constraints correspond to some borders of type greater than 2, when we use Lemma 2. Let us analyze such cases in more detail. Assume that for a boundary  $B_i$  of type  $k > 2$  we indeed use Lemma 2. Then the primal linear program contains a constraint with value  $(\frac{3}{2} + \beta)L - 2$  on the right hand side. This constraint corresponds to the dual variable  $y_i$ . We notice that  $B_i$  also defines a constraint of type 1, which has  $(\frac{3}{2} + \beta)L$  on the right hand side and corresponds to the dual variable  $y'_i$ . Hence each such boundary contributes at least  $\frac{t(B_i)-1}{3}(\frac{3}{2} + \beta)L + \frac{1}{3}(\frac{3}{2} + \beta)L - 2 \geq (\frac{(\frac{3}{2} + \beta)L - \frac{2}{3}t(B_i)}{3})$  to the cost function of the dual linear program.

Similarly, some of the constraints in the primal program have value  $(\frac{3}{2} + \beta)L - 1$  on the right hand side. Such constraints correspond to some borders of type equal to 2, when we use Lemma 2. Each such boundary contributes at least  $(\frac{(\frac{3}{2} + \beta)L - \frac{1}{2}t(B_i)}{3})$  to the cost function of the dual linear program.

Thus the value of the cost function of the dual linear program is lower bounded by  $((\frac{3}{2} + \beta)L - \frac{2}{3})(\frac{T_v}{3} + \frac{T_h}{3}) - \frac{(T_h-1)(T_v-1)}{3} \geq TL + p\frac{T_v+T_h}{3} - \frac{2}{3}(T_v+T_h) - \frac{(T_h-1)(T_v-1)}{3}$ . Since  $L \geq \frac{w(A)}{p}$ , we get that  $w(A) \geq TL + \frac{p(T_v+T_h)}{3} + \frac{T_v+T_h}{9} - \frac{T_vT_h}{3} - \frac{1}{3}$ . Because  $p \geq T$ , we obtain that  $\frac{p(T_v+T_h)}{3} + \frac{T_v+T_h}{9} - \frac{T_vT_h}{3} - \frac{1}{3} \geq \frac{T^2}{3} + \frac{T_v+T_h}{9} - \frac{1}{3} > 0$ .

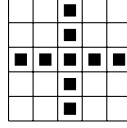
Therefore,  $w(A) > TL$ .  $\square$

**Theorem 2.** *There exists a  $(\frac{3}{2} + \frac{p^2}{w(A)})$ -approximation algorithm for binary RTILE that has a linear  $O(n^2)$  running time.*


## 6 Tightness of approximation

In this section, we prove that the approximation ratio for the RTILE problem is tight with respect to the only known lower bound. Percisely, we prove the following theorem.

**Theorem 3.** Let  $p = 2k$ , for some  $k \in \mathbb{N}$ . Then, there exists a binary array  $A_k$  such that the maximum weight of a tile in any tiling of  $A_k$  into  $p$  tiles has weight at least  $\frac{3}{2} \cdot \frac{w(A_k)}{p} + 1$ .



(a)



(b)

**Fig. 4.** The empty squares denote a value of 0, while the ones are colored black. (a) On tiling this array with 3 tiles, one tile will always contain 5 ones, giving an approximation factor of  $\frac{5}{3}$ . (b) 4-crosses placed in an array for proving an approximation lower bound of  $\frac{3}{2}$ .

We define an  $L$ -cross to consist of  $2L + 1$  ones, it is obtained by taking a  $(L + 1) \times (L + 1)$  array, and filling the  $(\frac{L}{2} + 1)^{th}$  row as well as the  $(\frac{L}{2} + 1)^{th}$  column with ones, finally the rest of the entries are filled with zeros. The coordinate  $(\frac{L}{2} + 1, \frac{L}{2} + 1)$  is referred to as the center of the  $L$ -cross defined above. An  $L$ -cross centered at  $(x, y)$  is obtained by translating the center of an  $L$ -cross to the coordinate  $(x, y)$ . Note that an  $L$ -cross consists of four contiguous segments of ones, referred to as *arms*, each containing  $\frac{L}{2}$  ones.

(proof of Theorem 3)

**Proof.** Suppose that  $p$  is even, therefore  $p = 2k$ , for some  $k \in \mathbb{N}$ ; our input binary array  $A_k$  is obtained as follows. We place  $k$  many  $L$ -crosses centered at  $(j \cdot (L + 1) - \frac{L}{2}, j \cdot (L + 1) - \frac{L}{2})$ , for each  $1 \leq j \leq k$ , the rest of the entries of  $A_k$  are zero. Note that

the  $L$ -crosses are placed diagonally in a non-overlapping manner, and  $\frac{w(A)}{p} = L$ . The array for  $L = 4$  is illustrated in Figure 4(a).

If  $p = 2$ , then it is obvious that one tile will have to contain 3 arms of the cross and thus have weight  $\frac{3}{2}L + 1$ . We will prove that for every  $k \in \mathbb{N}$ , one of the tiles will have weight at least  $\frac{3}{2}L + 1$ .

Suppose that for  $k$  crosses and  $2k$  tiles the thesis holds by induction. We will now prove it for  $k + 1$  crosses and  $2k + 2$  tiles. Let  $T_1$  be the tile that contains the cell  $A_{k+1}[1, 1]$ . If this tile has weight smaller than  $\frac{3}{2}L$ , then we have the following two cases:

1. If  $T_1$  does not contain the center of the lower left cross  $A_{k+1}[\frac{L}{2} + 1, \frac{L}{2} + 1]$ , then  $T_1$  is formed either by the first  $\frac{L}{2}$  columns or the first  $\frac{L}{2}$  rows. Due to symmetry, it is enough to consider the case when  $T_1$  is formed by the first  $\frac{L}{2}$  columns. Let  $T_2$  be the tile that contains  $A_{k+1}[\frac{L}{2} + 1, 1]$ . If  $T_2$  has weight smaller than  $\frac{3}{2}L$ , then its upper right corner  $A_{k+1}[x, y]$  is such that either  $x < L + 1$  or  $y < L + 1$ . Due to symmetry, it is enough to consider the case when  $x < L + 1$ . In this case, if  $y < n$ , then we can extend  $T_2$  so that  $y = n$  without increasing the weight of  $T_2$  as it would not intersect any new  $L$ -cross. Thus, we are left with  $2k$  tiles, and an array which has  $A_k$  as a subarray, therefore by the induction hypothesis we get that the weight of maximum weight tile is at least  $\frac{3}{2}L + 1$ .
2. If  $T_1$  contains the center of the cross  $A_{k+1}[\frac{L}{2} + 1, \frac{L}{2} + 1]$ , then its right upper corner  $A_{k+1}[x, y]$  is such that  $x < L + 1$  or  $y < L + 1$ . Notice that we may assume that either one tile will be formed by subarray  $A_{k+1}[x + 1, 1, n, y]$  or by subarray  $A_{k+1}[1, y + 1, x, n]$ . This is because the tile that contains  $A_{k+1}[x + 1, y + 1]$  cannot contain both  $A_{k+1}[1, y + 1]$  and  $A_{k+1}[x + 1, 1]$ . Suppose w.l.o.g. that the tile  $T_2$  that contains  $A_{k+1}[x + 1, 1]$  does not cover any cell of row  $y + 1$ . We may then extend the upper right corner of  $T_2$  till  $A_{k+1}[n, y]$ , without increasing the weight of any tile. We are left with  $2k$  tiles, and the induction hypothesis gives us the result.

In the case when  $p$  is odd, the input binary array  $A'_p$  is obtained from  $A_{k+1}$  by deleting any rows and columns in it with index at least  $k(L + 1) + \frac{L}{2} + 2$ . This, in effect adds an extra half  $L$ -cross near the upper right corner of  $A_k$ . Clearly, for  $p = 3$  it is not possible to tile  $A'_3$  with 3 tiles such that the weight of maximum weight tile is less than  $\frac{3}{2}L$ . The rest of the proof follows from arguments similar to the case when  $p$  is even.  $\square$

## 7 DRTILE

In this section, we present an approximation algorithm for the DRTILE problem. We have presented a  $\frac{3}{2} + \beta$ -approximation algorithm for the RTILE problem in Section 3. Now we show how to reduce an instance of the DRTILE problem to an instance of the RTILE problem to achieve an approximation ratio for the DRTILE problem. Before we proceed, let us recall the definition of the DRTILE problem.

### – the DRTILE problem



- **Input:** A two-dimensional array  $A$  and a weight upper bound  $W$ .
- **Goal:** Partition  $A$  into a minimum number of non-overlapping tiles, where the weight of each tile must not be larger than  $W$ .

Let us consider an array  $A$  with  $w(A) = n$ . Suppose  $W$ , provided as input, is the maximum allowed weight of any tile. Clearly, the minimal number of tiles we need to use to cover  $A$  is  $\lceil \frac{n}{W} \rceil$ . Consequently,  $\lceil \frac{n}{W} \rceil$  is a lower bound to the optimal solution of the DRTILE problem. Our goal is to obtain a  $\gamma$ -approximation algorithm, where  $\gamma$  depends on  $W$ . Therefore, the number of tiles we are allowed to use to cover  $A$  with this approximation is  $\gamma \times \lceil \frac{n}{W} \rceil$ .

We construct an instance of the the RTILE problem as follows: as an input we have the same array  $A$ , and we are allowed to use at most  $p = \gamma \times \lceil \frac{n}{W} \rceil$  tiles. Hence from Section 2, the lower bound on the maximum weight of a tile is  $\lceil \frac{n}{\gamma \times \lceil \frac{n}{W} \rceil} \rceil$ . Hence the maximum weight of a tile with approximation factor of  $\frac{3}{2} + \beta$  is,

$$\left\lceil \frac{n}{\gamma \times \lceil \frac{n}{W} \rceil} \right\rceil \times \left(\frac{3}{2} + \beta\right) \leq \left\lceil \frac{n}{\gamma \times \frac{n}{W}} \right\rceil \times \left(\frac{3}{2} + \beta\right) = \left\lceil \frac{W}{\gamma} \right\rceil \times \left(\frac{3}{2} + \beta\right).$$

For the solution returned by RTILE to be a valid solution of DRTILE, the value of  $\lceil \frac{W}{\gamma} \rceil \times (\frac{3}{2} + \beta)$  must not exceed  $W$ . This allows us to derive a bound on the value of the approximation factor  $\gamma$ , we have,

$$\begin{aligned} \left\lceil \frac{W}{\gamma} \right\rceil \times \left(\frac{3}{2} + \beta\right) &\leq W \\ \Rightarrow \left\lceil \frac{W}{\gamma} \right\rceil &\leq \frac{W}{(\frac{3}{2} + \beta)} \\ \Rightarrow \frac{W}{\gamma} &\leq \frac{W}{(\frac{3}{2} + \beta)} + 1 \\ \Rightarrow \gamma &\geq \left(\frac{3}{2} + \beta\right) \cdot \frac{W}{W + (\frac{3}{2} + \beta)}. \end{aligned}$$

This gives us the following theorem.

**Theorem 4.** *There exists a  $(\frac{3}{2} + \beta) \cdot \frac{W}{W + (\frac{3}{2} + \beta)}$ -approximation algorithm for the DRTILE problem where  $(\frac{3}{2} + \beta)$  is the approximation factor for the RTILE problem. The approximation factor of the DRTILE problem tends to  $\frac{3}{2}$  as the value of  $W$  is increased.*

## 8 The multidimensional RTILE problem

In section 3, the algorithm presented for the RTILE problem was restricted to two dimensions. In this section, we generalize that algorithm for the  $d$ -dimensional RTILE problem, where  $d \geq 2$ . In the  $d$ -dimensional RTILE problem, we are given a  $d$ -dimensional array of size  $n$  in each dimension, containing 0/1 as entries, and we have

to partition the array into  $p$  non-overlapping  $d$ -dimensional tiles such that the maximum weight of a tile in a tiling is minimized. Similarly to Section 3, we assume that  $\frac{p^d}{w(A)}$  is close to 0 and give a  $\frac{2d-1}{d}$ -approximation algorithm for the  $d$ -dimensional RTILE problem. Notice that the approximation ratio converges to 2 as we increase the value of  $d$ .

**Boundaries and Shadows** The definition of the boundaries and their shadows are a generalization of the definitions in Section 3. The *type* of the boundaries in a  $d$ -dimensional array can be defined analogously. By  $[i]$ , we define the set of boundaries of dimension  $n \times n \times \dots \times 1 \times \dots \times n$ , where  $i^{th}$  dimension has size 1.

Let  $B_1, B_2, \dots, B_k \in [i]$ , we define  $T_i = \sum_{i=1}^k t(B_i)$ . Finally  $T$  is defined as  $\min\{T_1, T_2, \dots, T_d\}$ . The following lemma is analogous to Fact 2.

**Lemma 5.** *Let  $T = \{T_1, T_2, \dots, T_d\}$ , then the array can be  $\frac{2d-1}{d}$ -tiled with  $T + 1$  tiles.*

We can estimate the minimal weight of the array using the linear program. The constraints of the linear program have a similar form as mentioned in Section 3. In two dimensional problem, each constraint is greater than  $1.5L$ . In the  $d$ -dimensional RTILE problem, each constraint is greater than  $\frac{2d-1}{d}L$ , instead of  $1.5L$ .

**Lemma 6.** *Let  $T = \{T_1, T_2, \dots, T_d\}$ , then  $w(A) > TL$ .*

The proof of this lemma is analogous to Lemma 4.

**Theorem 5.** *There exists a  $\frac{2d-1}{d}$ -approximation algorithm for the multi-dimensional RTILE problem assuming  $\frac{p^d}{w(A)}$  is negligible.*

## Bibliography

- [1] Piotr Berman, Bhaskar DasGupta, S. Muthukrishnan, and Suneeta Ramaswami. Improved approximation algorithms for rectangle tiling and packing. In *Proceedings of the 12th Annual Symposium on Discrete Algorithms*, pages 427–436, 2001.
- [2] Piotr Berman and Sofya Raskhodnikova. Approximation algorithms for min-max generalization problems. *ACM Trans. Algorithms*, 11(1):5:1–5:23, 2014.
- [3] Moses Charikar, Chandra Chekuri, and Rajeev Motwani. Unpublished.
- [4] Wenliang Du, David Eppstein, Michael T. Goodrich, and George S. Lueker. On the approximability of geometric and geographic generalization and the min-max bin covering problem. In *Algorithms and Data Structures, 11th International Symposium, WADS*, pages 242–253, 2009.
- [5] Grzegorz Gluch and Krzysztof Lorys.  $4/3$  rectangle tiling lower bound. *CoRR*, abs/1703.01475, 2017.
- [6] Michelangelo Grigni and Fredrik Manne. On the complexity of the generalized block distribution. In *Parallel Algorithms for Irregularly Structured Problems, Third International Workshop, IRREGULAR '96*, pages 319–326, 1996.
- [7] Sanjeev Khanna, S. Muthukrishnan, and Mike Paterson. On approximating rectangle tiling and packing. In *Proceedings of the Ninth Annual ACM-SIAM Symposium on Discrete Algorithms*, pages 384–393, 1998.
- [8] Sanjeev Khanna, S. Muthukrishnan, and Steven Skiena. Efficient array partitioning. In *Automata, Languages and Programming, 24th International Colloquium, ICALP'97, Bologna, Italy, 7-11 July 1997, Proceedings*, pages 616–626, 1997.
- [9] Krzysztof Lorys and Katarzyna E. Paluch. Rectangle tiling. In *Approximation Algorithms for Combinatorial Optimization, Third International Workshop, APPROX2000*, pages 206–213, 2000.
- [10] Krzysztof Lorys and Katarzyna E. Paluch. New approximation algorithm for RTILE problem. *Theor. Comput. Sci.*, 303(2-3):517–537, 2003.
- [11] S. Muthukrishnan, Viswanath Poosala, and Torsten Suel. On rectangular partitionings in two dimensions: Algorithms, complexity, and applications. In *Database Theory - ICDT '99*, pages 236–256, 1999.
- [12] Katarzyna Paluch. *Approximation Algorithms for Rectangle Tiling*. PhD thesis, 2004.
- [13] Katarzyna E. Paluch. A  $2(1/8)$ -approximation algorithm for rectangle tiling. In *Automata, Languages and Programming: 31st International Colloquium, ICALP 2004*, pages 1054–1065, 2004.
- [14] Katarzyna E. Paluch. A new approximation algorithm for multidimensional rectangle tiling. In *Algorithms and Computation, 17th International Symposium, ISAAC 2006*, pages 712–721, 2006.
- [15] Jonathan P Sharp. Tiling multi-dimensional arrays. In *International Symposium on Fundamentals of Computation Theory*, pages 500–511. Springer, 1999.
- [16] Adam Smith and Subhash Suri. Rectangular tiling in multidimensional arrays. *J. Algorithms*, 37(2):451–467, 2000.