

COMET: Convolutional Dimension Interaction for Deep Matrix Factorization

Zhuoyi Lin, Lei Feng, Xingzhi Guo, Rui Yin, Chee Keong Kwoh, Chi Xu

Abstract—Latent factor models play a dominant role among recommendation techniques. However, most of the existing latent factor models assume embedding dimensions are independent of each other, and thus regrettably ignore the interaction information across different embedding dimensions. In this paper, we propose a novel latent factor model called COMET (COⁿvolutional di^Mension in^Teraction), which provides the first attempt to model higher-order interaction signals among all latent dimensions in an explicit manner. To be specific, COMET stacks the embeddings of historical interactions horizontally, which results in two "embedding maps" that encode the original dimension information. In this way, users' and items' internal interactions can be exploited by convolutional neural networks with kernels of different sizes and a fully-connected multi-layer perceptron. Furthermore, the representations of users and items are enriched by the learnt interaction vectors, which can further be used to produce the final prediction. Extensive experiments and ablation studies on various public implicit feedback datasets clearly demonstrate the effectiveness and the rationality of our proposed method.

Index Terms—recommender systems, implicit feedback, interaction modeling, representation learning

I. INTRODUCTION

With the prosperity and development of Internet, information overload becomes a more critical issue. To alleviate this problem, recommender systems are designed to help users navigate a growing ocean of choices. Suggestions for videos on YouTube or products on Amazon [1]–[3], are real-world examples of recommender systems. Among various recommendation approaches, latent factor models, which aim to learn effective users' representations and items' representations, are widely-used to predict user preferences [4]–[6]. The interaction score between target the user and the target item can be predicted by leveraging their latent representations.

In order to effectively capture the latent relationships between users and items, the recommender system research community and industry have paid great attention and efforts to model the interaction information between contextual features. For example, the interaction between users' gender and items' categories is recognized as second-order interaction, while the interaction among more than three features is called higher-order interaction. A typical solution is to model the domain-

specific cross features manually [7], [8]. For example, cross-product transformation is used over sparse features to encode feature interactions in [7]. Although these methods are able to explicitly discover the relationships between feature pairs and target labels, tedious efforts are required to construct cross features and such feature interaction cannot generalize to unseen cross-features.

Alternatively, we can enable the models to learn interaction information automatically. Traditional approaches such as Factorization Machine (FM) and its extensions [5], [9], [10] map contextual features to low-dimensional embeddings. In this way, the interaction of two contextual features can be modeled by the inner product of their embeddings. Consequently, these approaches implicitly assume that the embedding dimensions are independent of each other, which may lose potential useful information among latent embeddings, thereby limiting the expressive ability of the model. [11]–[13].

In this paper, we focus on the exploration of modeling dimension-level interaction information. Recent attempts in this direction use outer-product to model the interaction between feature pairs [12]–[14], and then multi-layer perceptron (MLP) [14] or convolutional neural network (CNN) [12], [13] is used to learn higher-order interactions. The above models achieve impressive performance due to the effective modeling of the relationship between users and items by the out-product process. By using an outer-product operation on user embeddings and item embeddings, the generated interaction map explicitly encodes all the pairwise correlations. In this way, CNN is able to capture the higher-order interactions in a more explicit way compared to methods which directly employ MLP on embedding concatenation such as Deep Crossing [12], [13], [15]. However, the input of such interaction modeling process is only pairwise, in other words, the outer-product can only encode the explicit interaction between only two dimensions, which may potentially ignore the rich information among latent embeddings. Moreover, most of the proposed methods that aim to model the interaction information, are based on the contextual features (e.g., item descriptions, rating, and user check-in data) which are not always available. In contrast, implicit feedback (e.g., click, browse, or purchase behaviors), is much easier to be collected [12], [16]–[18].

Therefore, it is essential to allow for a model that can automatically capture the interaction information and effectively model the correlations among all embedding dimensions in an explicit manner from implicit feedback.

Based on the above observations, in this paper, we propose a novel approach COMET (COⁿvolutional di^Mension in^Teraction) to enhance the performance of recommendation

Zhuoyi Lin, Lei Feng, Rui Yin and Chee Keong Kwoh are with the School of Computer Science and Engineering, Nanyang Technological University, Singapore 639798 (e-mail: zhuoyi001@e.ntu.edu.sg, feng0093@e.ntu.edu.sg, YINR0002@e.ntu.edu.sg, asckkw@ntu.edu.sg).

Xingzhi Guo is with the department of computer science, Stony Brook University, United States, NY 11794-2424 (email: xingzguo@cs.stonybrook.edu)

Chi Xu is with the Singapore Institute of Manufacturing Technology, A*STAR, Singapore, 138634 (email: cxu@simtech.a-star.edu.sg)

Corresponding author: Lei Feng.

with the interaction information. To be specific, we represent the interacted items and interacted users (i.e. items purchased by the target user and users who have consumed the target item) as two embedding maps. For each embedding map, we employ a single-layer CNN with kernels of variant sizes over it, which are able to capture rich correlation signals among different ranges of embedding dimensions. In this way, the learnt interaction information is modeled in a rather explicit way with the fully-connected MLP. By enriching the original representation of users and items with such internal interaction information, our proposed method is able to obtain an impressive performance from implicit feedback. The source code of COMET and the used datasets are released¹. In summary, the main contributions of this work are:

- We propose a novel approach COMET to capture the correlation signals for recommendation with implicit feedback, which first represent interacted users and interacted items as "embedding maps" and then leverage CNN with kernels of different sizes as well as MLP to capture higher-order interactions among all embedding dimensions in an explicit manner.
- We propose to enrich the representations of users and items by exploiting internal interaction information among embedding dimensions, in this way, users' representations and items' representations are dependently learnt.
- We conduct extensive experiments on public implicit feedback data to evaluate the performance of our proposed method. Experimental results show that our proposed method is able to achieve impressive result. Moreover, ablation studies are conducted to analyze the advantages of COMET.

The rest of the paper is organized as follows: In section 2, related works are briefly reviewed. We then elaborate our method in Sections 3. In Section 4, we empirically evaluate our proposed method on recommendation tasks. We conclude our work and discuss future directions in Section 5.

II. RELATED WORK

Our work lays on the foundation of the latent factor models and takes advantage of feature interaction modeling.

Latent factor models learn users and items latent embeddings in a shared latent space. These methods use low-rank approximation to fit the rating matrix. For example, matrix factorization techniques [16], [19] factorize the rating matrix into user-specific and item-specific matrices for rating prediction and FISM [20] factorize the item similarity matrix into two item embedding matrices. Another notable latent factor model is SVD++ [21], which integrate the users' embedding with additional latent embeddings of interacted items. Intuitively, the relationships between users and items are generally complex, thus Generalized Matrix Factorization (GMF) [17] is proposed to generalize MF in a non-linear manner. However, most existing latent factor approaches fail to explicitly capture the interaction information among embedding dimensions..

In the meantime, there are several works showing the importance and effectiveness of modeling such interaction information for the recommendation task. The representative works in this field are Factorization Machine techniques and its extensions [5], [9], [10], [13]. A typical paradigm of FM-based methods is to model the second-order interaction between feature vectors. For example, NFM [5] is proposed to model non-linear pairwise feature interactions. DeepFM [10] introduces a wide component and a deep component to enhance the practical performance of FM, which enables FM to capture low-order and higher-order feature interactions simultaneously. Although FM-based methods generally achieve satisfied performance in recommendation tasks, most of them only model pairwise interaction between a pair of features, and they implicitly assume that dimensions of feature embeddings are independent of each other, which may lose potential useful information. In addition, existing works on modeling feature interaction have mainly focus on context-aware recommendation [7], [8], [13], however, such contextual features are not always available, in particular the user has very little historical data. To mitigate the above problems, we propose a novel solution to exploit the interactions from the users' implicit feedback only, which means, the interacted items are treated as users' "contextual feature" (and vice versa).

Recent works [12], [13] apply outer-product to explicitly encode pairwise dimension-level interactions and capture the higher-order interactions by CNN. CFM [13] is proposed to model second-order interactions for context-aware recommendation. Note that we have not compared with FM-based approaches that exploit second-order interactions from auxiliary information in this paper. We focus on recommendation from implicit feedback as same as ConvNCF [12]. Although ConvNCF [12] also exploits pairwise interaction between latent dimensions, and it needs to be pre-trained by BPR-MF [16].

In our work, we propose to model higher-order interaction signals among all the latent dimensions in an explicit manner, which has not been studied before. Moreover, we present how to enrich the representations of users and items by learnt internal interaction vectors, in this way, users' representations and items' representations are learnt dependently and end-to-end.

III. THE PROPOSED APPROACH

Before we detail our proposed method, we first formulate the problem and define notations used in this paper.

A. Problem Formulation and Notations

Let $\mathcal{U} = \{u_1, u_2, \dots, u_m\}$ be the set of users, and $\mathcal{I} = \{i_1, i_2, \dots, i_n\}$ be the set of items. The user-item interaction matrix is denoted by $\mathbf{Y} = [y_{ui}]$ of size $m \times n$ from implicit feedback data as:

$$y_{ui} = \begin{cases} 1, & \text{if the interaction } (u, i) \text{ is observed;} \\ 0, & \text{otherwise.} \end{cases} \quad (1)$$

¹Available at: <https://www.dropbox.com/sh/pw1hmv439wf79h/AAAz1g55fwXEIkhfDOXN4aSua?dl=0>

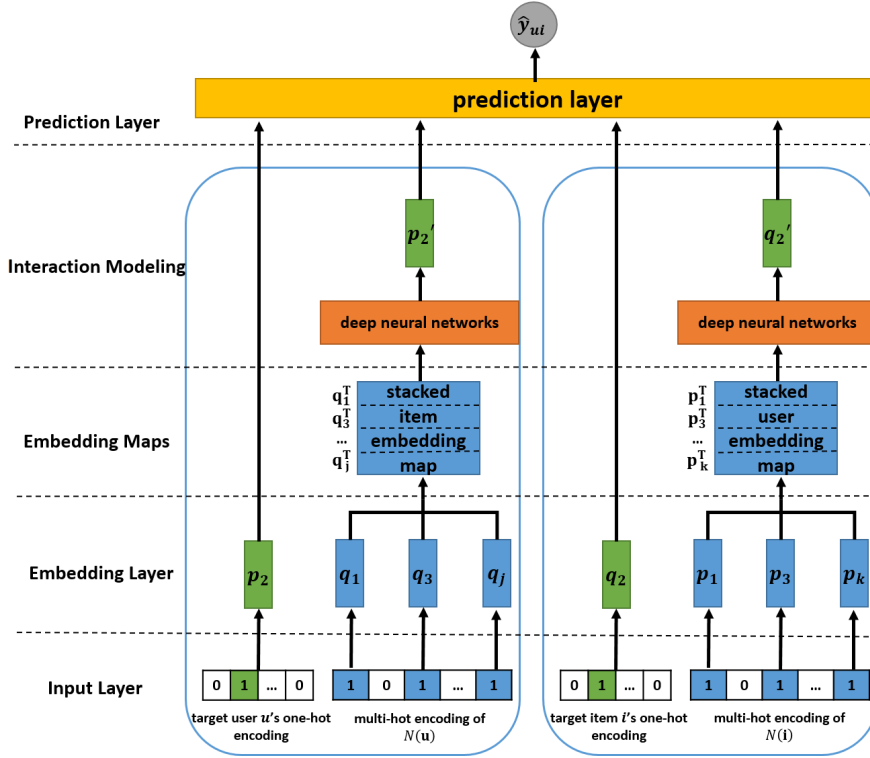


Fig. 1: Framework of our proposed method COMET (details of interaction modelling is given in Figure 2).

Specifically, $y_{ui} = 1$ represents the existence of observed interaction between user u and item i , while $y_{ui} = 0$ means the user-item interaction was not observed. Note that an unobserved interaction does not necessarily mean that u does not like i , for example, u may be not aware of i . Intuitively, the goal of recommendation with implicit feedback is to compute the interaction scores of the missing entries in \mathbf{Y} , which can be further used to generate a meaningful recommendation list.

Throughout this paper, we use u and i to represent a user and an item, respectively. We use bold symbols in lower case (e.g., \mathbf{u}) to denote vectors and bold symbols in upper case (e.g., \mathbf{Y}) to represent matrices. Moreover, y_{ui} denotes the (u, i) -th element of matrix \mathbf{Y} . Predicted values are denoted by a $\hat{\cdot}$ over it, for example, the final predicted interaction score between user u and item i is represented as \hat{y}_{ui} .

IV. THE PROPOSED APPROACH

Figure 1 illustrates the proposed framework, which encodes the interaction signals to enrich the representations of users and items. In this section, we detail our model layer by layer.

Input and Embedding Layer. It is worth noting that for the input layer, unlike most of the existing approaches [5], [12] only considering one-hot encoding on the target user’s ID (denoted by u) and the target item’s ID (denoted by i), we additionally apply multi-hot encoding on both user u ’s interacted items, and item i ’s interacted users. We argue that such design will not only take into account more historical information, but also benefit the construction of embedding maps in the next layer.

Specifically, given the following four elements: target user u , target item i , the collection of user u ’s interacted items $N(u)$, and the collection of item i ’s interacted users $N(i)$, the embedding layer projects the u and i to the latent space and gains the feature vectors $\mathbf{p}_u \in \mathbb{R}^K$ and $\mathbf{q}_i \in \mathbb{R}^K$, respectively. Similarly, for each historical item $j \in N(u)$ and each historical user $k \in N(i)$, we can obtain $\{\mathbf{q}_j \in \mathbb{R}^K | j \in N(u)\}$ and $\{\mathbf{p}_k \in \mathbb{R}^K | k \in N(i)\}$, where K represents the embedding size.

Embedding Maps. Above the embedding layer, we propose to stack the feature vectors of historical interactions as “embedding maps”. For example, given a set of interacted items’ embeddings for a user $\{\mathbf{q}_1, \mathbf{q}_3, \dots, \mathbf{q}_j\}$, the stacked item embedding map is constructed as follows:

$$\mathbf{E}_i^{N(u) \times K} = \begin{bmatrix} \mathbf{q}_1^T \\ \mathbf{q}_3^T \\ \dots \\ \mathbf{q}_j^T \end{bmatrix} \quad (2)$$

In this way, the historical interactions are denoted as matrix form. Likewise, for a set of interacted users’ embeddings $\{\mathbf{p}_1, \mathbf{p}_3, \dots, \mathbf{p}_k\}$, the stacked user embedding map can be represented as:

$$\mathbf{E}_u^{N(i) \times K} = \begin{bmatrix} \mathbf{p}_1^T \\ \mathbf{p}_3^T \\ \dots \\ \mathbf{p}_k^T \end{bmatrix} \quad (3)$$

where \mathbf{E}_i and \mathbf{E}_u represent the stacked item embedding map and stacked user embedding map, respectively. Note that $|N(i)|$

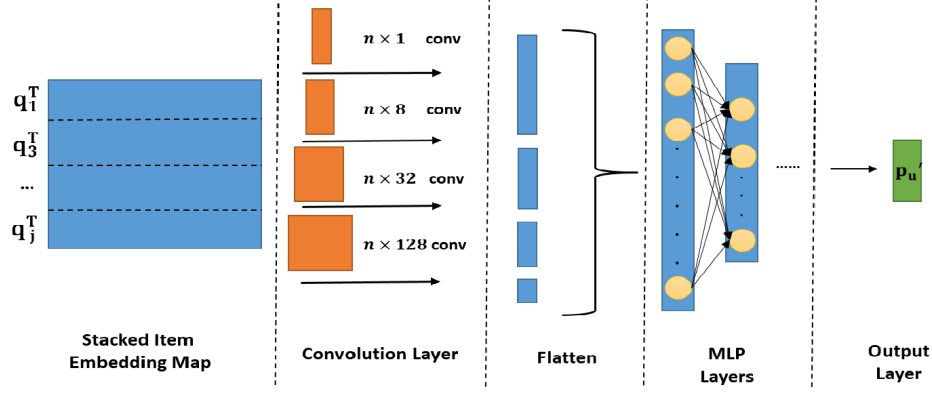


Fig. 2: Illustration of the process of Interaction modeling.

and $|N(u)|$ are the number of historical interactions and the values can be controlled by historical data sampling.

We argue that such design is simpler but more advantageous in threefold. Firstly, compared to the matrix generated by outer-product whose size is always K^2 , the size of embedding map is flexible and usually smaller. Secondly, different from outer-product which only considers pairwise correlations, our proposed embedding map exploits the latent information in the original embedding space, which enables our model to capture more interaction signals. The third, by representing the historical interactions as embedding maps, our model is able to exploit the interaction signal internally (i.e. relationships among items and relationships among users), which empowers our model to learn users' representations and items' representations dependently [22].

Interaction Modeling. The latent representations characterizes both users and items by vectors of factors, a high match score between user and item factors lead to a recommendation [19]. In this work, we argue that the dimensional interactions among such factors are important and valuable. For example, a user's representation may encodes his gender, his level of personal consumption and his preferred color. Similarly, an item can be characterized as male-oriented versus female-oriented, its prize and its color. In order to achieve personalized recommendation, it is vital to model the interaction among the latent dimensions.

In this subsection, since user interaction vector and item interaction vector can be obtained from the similar process, we focus on illustrating how to obtain user interaction vector. As shown in Figure 2, the interaction modeling aims to generate a vector encoding the full interaction information among either item or user embedding maps from the previous layer. Technically speaking, any method that can transform a matrix to a vector can be used here. Intuitively, MLP is a common choice to capture higher-order interaction, which has been widely used in recommendation research [5], [17], [23]. However, recent studies [12], [13] demonstrate that the feature interactions are inefficiently and implicitly modeled by MLP with current optimization techniques, resulting in sub-optimal performance on the recommendation task.

Inspired by the recent works that explicitly encode the pairwise interactions and treat the pairwise interaction map as a 2D image or 3D cube [12], [13], [24], [25]. We propose to use a single-layer CNN with filters of variant sizes to capture the combinatorial features across all the dimensions. In this way, the captured cross features can be efficiently modeled by fully-connected MLP in a rather explicit manner. The efficacy of such design is studied in Section 4.2.

At first, the cross features generated by the convolution of item embedding map \mathbf{E}_i and l -th filter is denoted as:

$$\mathbf{c}_i^l = \psi(\mathbf{W}_i^l * \mathbf{E}_i + \mathbf{b}_i^l) \quad (4)$$

where $*$ represents a convolution operator, $\mathbf{W}_i^l \in \mathbb{R}^{|N(i)| \times H}$ is a weight matrix and \mathbf{b}_i^l is the corresponding bias. Besides, $\psi(\cdot)$ is a non-linear activation function, here we choose rectified linear unit (ReLU). Note that $|N(i)| \times H$ denotes the size of filter, aiming to cover all the rows (interacted items) of the embedding map.

We use multiple filters with varying widths such as [26] to extract features from both the local and global scale.

$$\mathbf{c}_i = [\mathbf{c}_i^1; \mathbf{c}_i^2; \dots; \mathbf{c}_i^L], \quad (5)$$

where \mathbf{c}_i represents the item internal interaction features.

Above the CNN is a stacked fully-connected MLP layer, it takes \mathbf{c}_i as input and is expected to learn higher-order interactions.

$$\begin{aligned} \mathbf{p}_u^1 &= \psi_2(\mathbf{W}_i^1 \mathbf{c}_i + \mathbf{b}_i^1) \\ \mathbf{p}_u^2 &= \psi_2(\mathbf{W}_i^2 \mathbf{p}_u^1 + \mathbf{b}_i^2) \\ &\dots \\ \mathbf{p}_u^L &= \psi_2(\mathbf{W}_i^L \mathbf{p}_u^{L-1} + \mathbf{b}_i^L) \end{aligned} \quad (6)$$

where L indicates the number of hidden layers, \mathbf{W}_i^L , \mathbf{b}_i^L and ψ_2 denote the weight matrix, bias vector and activation function for MLP layers, respectively. The output of the last hidden layer \mathbf{p}_u^L is transformed to the final user interaction vector \mathbf{p}_u' :

$$\mathbf{p}_u' = \mathbf{W}_i \mathbf{p}_u^L + \mathbf{b}_i \quad (7)$$

where \mathbf{W}_i , \mathbf{b}_i represent the weight matrix and bias vector for output layer. We can obtain the item interaction vector

TABLE I: Characteristics of the used datasets.

Dataset	ML-1M	Movies&Tv	CDs&Vinyl
Number of users	6040	40,928	26,876
Number of Items	3706	51,509	66,820
Number of interactions	1,000,209	1,163,413	770,188
Rating density	0.04468	0.00055	0.00043

TABLE II: HR@5 and NDCG@5 comparisons of different approaches. The best results are highlighted.

	ML-1M		Movie&Tv		CDs&Vinyl	
	HR@5	NDCG@5	HR@5	NDCG@5	HR@5	NDCG@5
BCE-MF	0.540	0.375	0.635	0.499	0.606	0.465
SVD++	0.557	0.388	0.564	0.425	0.582	0.434
FISM	0.528	0.372	0.583	0.452	0.592	0.457
MLP	0.526	0.362	0.570	0.425	0.588	0.445
GMF	0.540	0.372	0.569	0.427	0.620	0.481
NeuMF	0.548	0.381	0.596	0.453	0.629	0.491
ConvNCF	0.539	0.376	0.623	0.488	0.603	0.457
COMET	0.558	0.392	0.637	0.493	0.666	0.527

\mathbf{q}_i^t in the same way.

Prediction Layer. Given the interaction vectors \mathbf{p}_u^t and \mathbf{q}_i^t for \mathbf{p}_u and \mathbf{q}_i , we propose to combine the original embedding with the interaction information in the prediction layer. Inspired by SVD++ [21] which integrates items' latent factors with user's representation, we represent the latent vector of user u by $\mathbf{p}_u + \mathbf{p}_u^t$, and denote the latent vector of item i by $\mathbf{q}_i + \mathbf{q}_i^t$. The predicted interaction score between target user and target item is predicted as follows:

$$\hat{y}_{ui} = \sigma(\mathbf{h}^\top((\mathbf{p}_u + \mathbf{p}_u^t) \odot (\mathbf{q}_i + \mathbf{q}_i^t))) \quad (8)$$

where \mathbf{h} is the weight vector of the prediction model and the sigmoid function is used as the activation function. By enriching the original embeddings of target user and target item with internal interaction vectors, users' representations and items' representations are dependently learnt. The efficacy of such design is discussed in Section 4.2.

Loss Function. In this paper, we focus on the task of recommendation for implicit feedback data. To this end, our model should learn parameters with a ranking-aware objective. Therefore, Binary Cross Entropy (BCE) loss which constrains the output in the range of $[0, 1]$ could be employed:

$$\begin{aligned} \mathcal{L} &= - \sum_{(u,i) \in \mathcal{O}^+} \log \hat{y}_{ui} - \sum_{(u,j) \in \mathcal{O}^-} \log(1 - \hat{y}_{uj}) \\ &= - \sum_{(u,i) \in \mathcal{O}^+ \cup \mathcal{O}^-} y_{ui} \log \hat{y}_{ui} + (1 - y_{ui}) \log(1 - \hat{y}_{ui}) \end{aligned} \quad (9)$$

where \mathcal{O}^+ denotes the observed interactions and \mathcal{O}^- denotes the set of negative samples that could be randomly sampled from unobserved interactions. In this work, we randomly sample four negative instances per positive instance for each training epoch.

V. EXPERIMENTS

In this section, we aim to evaluate the effectiveness and rationality of our proposed method. Extensive experiments and

ablation studies are designed to answer the following research questions:

- **RQ1** Can our method outperform the state-of-the-art recommendation models?
- **RQ2** Can our method effectively capture the interaction information among embedding dimensions?
- **RQ3** Does COMET benefit from the learnt internal interaction signals?
- **RQ4** How do the key hyperparameters affect the performance of our method?

A. Experimental Settings

Datasets. We conduct experiments on three public datasets: MovieLens 1M (ML-1M)², Amazon Movies and Tv (Movies&Tv)³, and Amazon CDs and Vinyl (CDs&Vinyl). For ML-1m, we directly use the original dataset to train and evaluate the models. Since it is difficult to evaluate recommendation models on a highly sparse dataset, we follow the common practice [4], [16], [27] to filter out the users with less than 10 interactions for Movies&Tv and CDs&Vinyl datasets.

Besides, as this paper focuses on the recommendation for implicit feedback, we convert all explicit feedback to implicit feedback, by marking the rating entries either 0 or 1, which indicates whether the user has interacted with the item. The statistics of these datasets are represented in Table 1.

Comparing Algorithms. To demonstrate the effectiveness of our proposed method, we study the performance of the following state-of-the-art counterparts:

- **MF** [16] Basic MF model is trained by optimizing the binary cross entropy loss.
- **SVD++** [21] SVD++ enriches the user latent factor with the interacted items' embedding.
- **FISM** [20] FISM is an item-based method, which factorizes the item similarity matrix into two low-rank matrices.

²MovieLens 1M: <https://grouplens.org/datasets/movielens/>

³Amazon Movies and Tv: <http://jmcauley.ucsd.edu/data/amazon/>

TABLE III: HR@10 and NDCG@10 comparisons of different approaches. The best results are highlighted.

	ML-1M		Movie&Tv		CDs&Vinyl	
	HR@10	NDCG@10	HR@10	NDCG@10	HR@10	NDCG@10
BCE-MF	0.706	0.428	0.739	0.533	0.727	0.508
SVD++	0.713	0.438	0.675	0.460	0.707	0.473
FISM	0.699	0.433	0.708	0.471	0.729	0.512
MLP	0.703	0.421	0.703	0.471	0.712	0.485
GMF	0.711	0.429	0.712	0.479	0.729	0.515
NeuMF	0.727	0.443	0.721	0.493	0.750	0.529
ConvNCF	0.710	0.431	0.726	0.521	0.722	0.496
COMET	0.730	0.448	0.758	0.532	0.777	0.562

- **GMF** [17] GMF generalized the MF model in a non-linear manner.
- **MLP** [17] Interaction between users and items are learnt by a multi-layer perceptron.
- **NeuMF** [17] It is a combination of GMF and MLP. In this paper, we compare with NeuMF-p which obtains better performance than NeuMF by pre-training [17].
- **ConvNCF** [12] It uses outer-product to model the pairwise correlations between the latent dimensions. A convolutional neural network is then employed to discover the high-level correlations among embedding dimensions.

Training Details. In order to find out the optimal parameter settings for the comparing approaches, we carefully tune hyperparameters suggested by the respective literature. To be specific, for all the algorithms, the learning rate is chosen from $[5e^{-7}, 1e^{-6}, 5e^{-6}, 1e^{-5}, 5e^{-5}, 1e^{-4}, 5e^{-4}, 1e^{-3}, 5e^{-3}]$, we select the embedding size K from the following set: $[16, 32, 64, 128]$, and the regularization parameter (that controls the model complexity) tried lie in the interval $[5e^{-8}, 1e^{-7}, 5e^{-7}, 1e^{-6}, 5e^{-6}, 1e^{-5}, 5e^{-5}]$. For MLP and NeuMF⁴ that have multiple fully-connected layers, we follow the tower structure of neural networks [17], and the number of hidden layers has been fairly tuned from 1 to 3. As for ConvNCF⁵, we follow the configuration and settings proposed in [12]. Note that we trained Matrix Factorization and ConvNCF by binary cross entropy loss like [28], so as to conduct a fair comparison among all baselines and our proposed method. All the models are trained until convergence or the default maximum number of epochs (by respective literature) is reached.

For our proposed method, we initialize the weight vectors by the Xavier initialization [29], the embedding vectors and weight matrices for CNN are initialized by uniform distribution. In the meantime, we employ the Adaptive Moment Estimation optimizer (Adam) [30] to train our proposed model, and implement our proposed method using PyTorch [31]. The learning rate we tried are $[5e^{-5}, 1e^{-4}, 5e^{-4}, 1e^{-3}, 5e^{-3}]$, and the regularization parameter is chosen from the following set: $[1e^{-6}, 5e^{-6}, 1e^{-5}, 5e^{-5}]$. Moreover, we fix the embedding size K at 128 and dropout rate at 0.3 which always achieves better results under our setting. As for CNN, we empirically set the number of channels, stride, and padding to 8, 1 and 0, respectively. The filters of CNN are designed to cross all the latent dimensions, for example, the sizes of filters for the

item embedding map are $|N(u)| \times 1$, $|N(u)| \times 8$, $|N(u)| \times 32$, $|N(u)| \times 128$, respectively. Besides, the number of interacted users or items may be very large in the real word scenario and thus may need intensive computational power. To alleviate the problem, we empirically set the maximum number of the interaction to 50 in the experiment.

B. Experimental Results

Evaluation Protocols. To make a fair comparison among our proposed method with other approaches, we adopt the widely used *leave-one-out* evaluation method [12], [16]. To be specific, for each dataset, we hold the latest item interaction of each user as the test positive examples, and other 99 random items having no interaction record as the test negative examples. In this way, all the algorithms generate recommendations for each user based on these 100 user-item interactions.

To evaluate the quality of the recommendation list, we adopt two widely used evaluation metrics, including *Hit Ratio* (HR) and *Normalized Discount Cumulative Gain* (NDCG). $HR@k$ is a recall-based metric that measures whether the testing item is included in the top- k recommendation list, and $NDCG@k$ takes the position of correct recommendations into account by assigning higher scores to the items within the top- k positions of the ranking list [12].

Performance Comparison (The Answer to RQ1)

Table 2 and Table 3 show the top- k evaluation on all three datasets. Obviously, COMET achieves the best performance on all datasets regarding to HR and NDCG. We believe that the underlying factor is the interaction modeling process. By efficiently capturing the higher-order interaction information among embedding maps, better representations of users and items are modeled.

Besides, we can see that SVD++ achieves comparable performance to some deep models (i.e. MLP and ConvNCF) on ML-1M dataset, which may benefit from the abundant latent factors of interacted items in ML-1M dataset.

Study of interaction modeling (The Answer to RQ2)

COMET aims to model the higher-order dimension-level interactions in an explicit way. In this work, we apply a single-layer CNN to extract cross features over the embedding map. With filters of variant sizes, interaction features can be effectively obtained in local and global scale. Those features are then served as the input of fully-connected MLP layer, in this way, dimensional interaction signals are captured in a

⁴https://github.com/hexiangnan/neural_collaborative_filtering

⁵<https://github.com/duxy-me/ConvNCF>

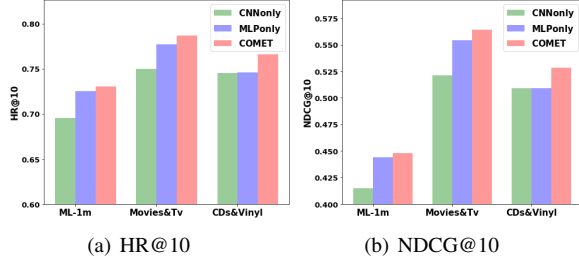


Fig. 3: Performance of different structures for interaction modeling on all the dataset.

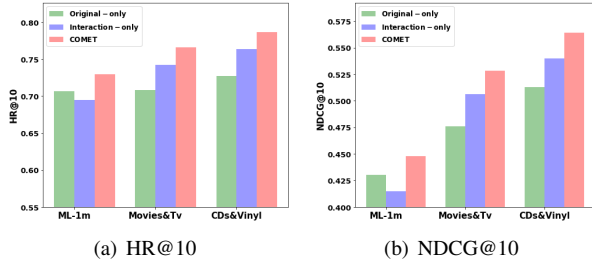


Fig. 4: Comparison among COMET, COMET-original only, and COMET-interaction only on all used datasets.

rather explicit manner. To clearly demonstrate the rationality of our proposed interaction modeling process, we present two models here:

- **COMET-CNN only** This method uses a 3 layer CNN to transform embedding maps to interaction vectors. An output layer is used to guarantee the dimension of interaction vector to K . The filter size, number of channels, stride, and padding are set to 3×3 , 8, 2 and 0, respectively.
- **COMET-MLP only** Embeddings of the interacted users or the interacted items are concatenated and fed into a fully-connected MLP directly. Besides dropout rate, we carefully tune the number of hidden layers from 1 to 3 according to the tower structure of neural networks [17].

The comparison among COMET, COMET-CNN only, and COMET-MLP only is displayed in figure 3. We argue that by encoding the cross features in a rather explicit way, deep neural networks (MLP for COMET) is able to better capture the higher-order interaction signals among the input cross features. In other words, COMET is able to construct more semantic and meaningful cross features, which enables MLP to efficiently discover the useful information among the latent dimensions. This observation agrees with the conclusion of recent works [12], [13].

Furthermore, to discover the benefit of modeling higher-order interactions among all the latent dimensions, a fair comparison among different sets of filter is studied here. For example, COMET(1) means that only a filter $\mathbf{W} \in \mathbb{R}^{N^{(i)} \times 1}$ is used and no dimensional interaction is captured. While COMET (i.e. COMET(1,8,32,128)) captures not only the independent dimensional information, but also the interaction signals among all the embedding dimensions.

TABLE IV: Performance of COMET with different filter sets on the CD&Vinyl dataset.

	HR@5	NDCG@5	HR@10	NDCG@10
COMET(1)	0.642	0.513	0.749	0.547
COMET(1,8)	0.660	0.525	0.772	0.558
COMET(1,8,32)	0.665	0.523	0.779	0.559
COMET	0.666	0.527	0.777	0.562

TABLE V: Performance of COMET with different filter sets on the Movie&Tv dataset.

	HR@5	NDCG@5	HR@10	NDCG@10
COMET(1)	0.631	0.483	0.758	0.524
COMET(1,8)	0.619	0.476	0.748	0.515
COMET(1,8,32)	0.619	0.477	0.749	0.517
COMET	0.637	0.493	0.758	0.532

The performance of COMET with different filter set is shown in Table 4 and Table 5. We can see that although COMET is slightly better than other counterparts, the margin is not obvious. The underlying reason may be the relative small amount of cross features which encode the interaction among all the embedding dimensions. We may alleviate this problem by weighting or selecting the cross features before feeding them onto MLP. We leave this challenge as a future study. Figure 3 shows the heat map of two randomly selected kernels. A quick observation is that the selected two kernels are able to capture different interaction signals among latent dimensions.

Study of the interaction-aware representation (The Answer to RQ3)

As mentioned before, the representations of users and item are enriched by learnt interaction vectors in the prediction layer. In order to study the efficacy of such design, we design the following models:

- **COMET-original only** The interaction score is only predicted by the inner product of original embedding of the target user and target item. In this way, the step of constructing embedding maps and interaction modeling process are omitted.
- **COMET-interaction only** Similarly, we ignore the original representations of the target user and the target item in the prediction layer in this approach.

The performance of COMET, COMET-original only, and COMET-interaction only is reported in Figure 4. Obviously, the combination of the original representation and the interaction vectors achieve the best performance among three models. By enriching the original embedding with internal interaction vectors, the latent embedding of users and items are dependently learnt in COMET. This observation demonstrates a promising way to improve the implicit recommendation task without any additional data such as text reviews [32], social networks [33] and knowledge graphs [34].

Sensitivity Analysis (The Answer to RQ4)

Here we investigate the influence of the embedding size K , the regularization parameter, and number of channels applied

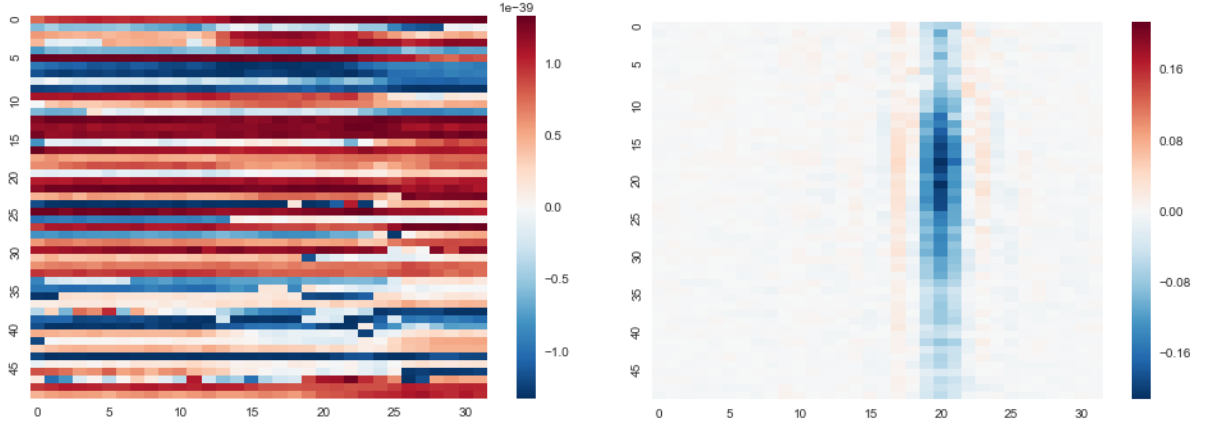


Fig. 5: Visualisation of the kernels of CNN. The patterns differ significantly across different channels, hence different interaction signals are generated. Best viewed in color.

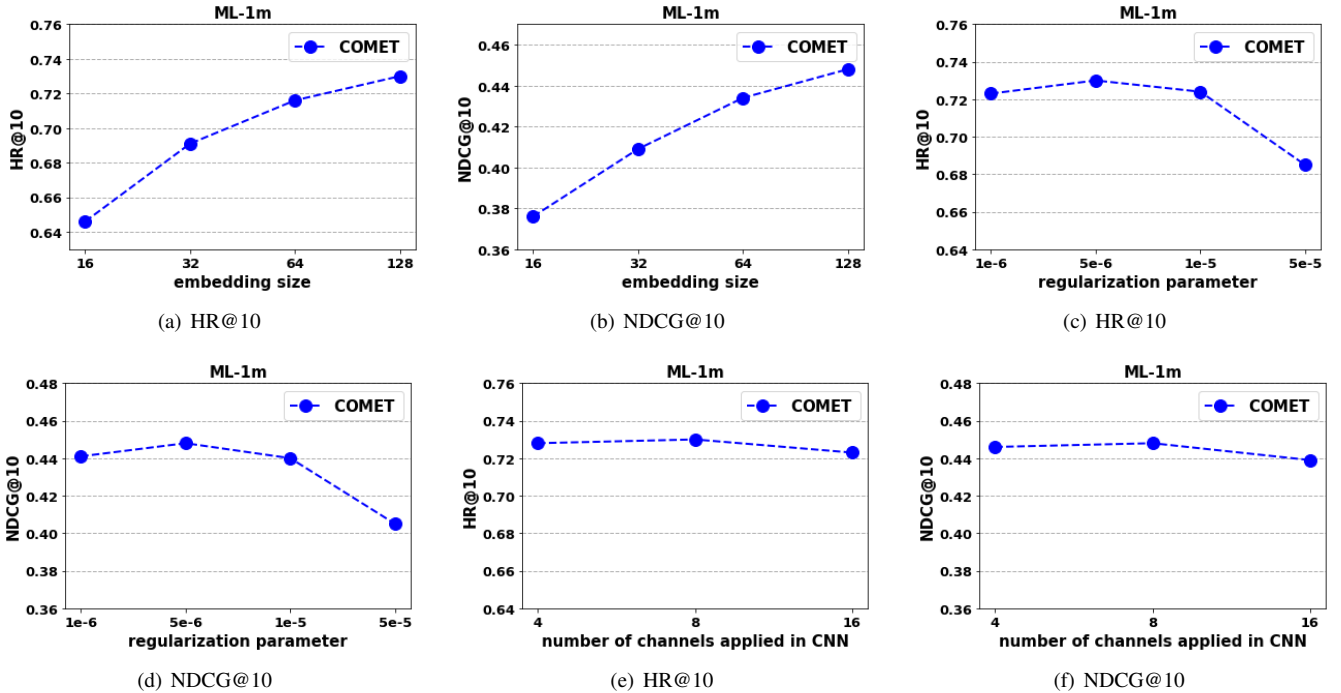


Fig. 6: Parameter sensitivity of COMET on the ML-1M dataset.

on COMET. Note that we conduct sensitivity analysis by varying one parameter while keeping the others at the best setting. From Figure 5, we can observe that COMET obtains better performance with the increase of embedding size. It is reasonable since a larger embedding size is able to encode richer representations of users and items. Besides, COMET achieves better performance when the regularization parameter is relative small, the performance of COMET degrades significantly as the regularization parameter increases. At last, we find that the performance of COMET based on different number of channels is very stable, which shows the strong expressiveness of CNN. We only conduct sensitivity test on 3 different number of channels here, since the training time will increase dramatically with more channels under our setting.

VI. CONCLUSION

Learning effective representations of users and items is crucial to recommendation tasks. In this paper, we studied how the interactions among embedding dimensions enrich the representations learnt by matrix factorization. By representing the interacted items and interacted users as two embedding maps, COMET is able to exploit interaction signals among all embedding dimensions effectively and explicitly. The advantage of enriching the representations of users and items by the learnt interaction vectors is also demonstrated. Extensive experiments and ablation studies demonstrate the efficacy of our proposed method over the existing state-of-the-art methods.

In future work, we will explore more efficient and scalable approaches to capture the interactions among all dimensions. In addition, the attempts of the negative sampling strategy and the choice of loss function (e.g: Bayesian personalized ranking [16]) will also be studied.

VII. ACKNOWLEDGMENT

This work was supported in part by the A*STAR-NTU-SUTD AI Partnership Grant RGANS1905, and in part by the Singapore Institute of Manufacturing Technology-Nanyang Technological University (SIMTech-NTU) Joint Laboratory and Collaborative Research Programme on Complex Systems.

REFERENCES

- [1] P. Covington, J. Adams, and E. Sargin, "Deep neural networks for youtube recommendations," in *Proceedings of the 10th ACM Conference on Recommender Systems*, 2016, pp. 191–198.
- [2] G. Linden, B. Smith, and J. York, "Amazon.com recommendations: Item-to-item collaborative filtering," *IEEE Internet computing*, vol. 7, no. 1, pp. 76–80, 2003.
- [3] C.-D. Wang, Z.-H. Deng, J.-H. Lai, and S. Y. Philip, "Serendipitous recommendation in e-commerce using innovator-based collaborative filtering," *IEEE Transactions on Cybernetics*, vol. 49, no. 7, pp. 2678–2692, 2018.
- [4] E. Christakopoulou and G. Karypis, "Local latent space models for top-n recommendation," in *Proceedings of the 24th ACM SIGKDD International Conference on Knowledge Discovery & Data Mining*, 2018, pp. 1235–1243.
- [5] X. He and T.-S. Chua, "Neural factorization machines for sparse predictive analytics," in *Proceedings of the 40th International ACM SIGIR conference on Research and Development in Information Retrieval*, 2017, pp. 355–364.
- [6] Z. Lin, L. Feng, C.-K. Kwoh, and C. Xu, "Fast top-n personalized recommendation on item graph," in *2019 IEEE International Conference on Big Data (Big Data)*. IEEE, 2019, pp. 3903–3908.
- [7] H.-T. Cheng, L. Koc, J. Harmsen, T. Shaked, T. Chandra, H. Aradhye, G. Anderson, G. Corrado, W. Chai, M. Ispir *et al.*, "Wide & deep learning for recommender systems," in *Proceedings of the 1st Workshop on Deep Learning for Recommender Systems*, 2016, pp. 7–10.
- [8] X. Wang, X. He, F. Feng, L. Nie, and T.-S. Chua, "Tem: Tree-enhanced embedding model for explainable recommendation," in *Proceedings of the 2018 World Wide Web Conference*, 2018, pp. 1543–1552.
- [9] S. Rendle, "Factorization machines," in *2010 IEEE International Conference on Data Mining*. IEEE, 2010, pp. 995–1000.
- [10] H. Guo, R. Tang, Y. Ye, Z. Li, and X. He, "Deepfm: a factorization-machine based neural network for ctr prediction," in *Proceedings of the 26th International Joint Conference on Artificial Intelligence*, 2017, pp. 1725–1731.
- [11] Y. Zhang, G. Lai, M. Zhang, Y. Zhang, Y. Liu, and S. Ma, "Explicit factor models for explainable recommendation based on phrase-level sentiment analysis," in *Proceedings of the 37th International ACM SIGIR Conference on Research & Development in Information Retrieval*, 2014, pp. 83–92.
- [12] X. He, X. Du, X. Wang, F. Tian, J. Tang, and T.-S. Chua, "Outer product-based neural collaborative filtering," in *Proceedings of the 27th International Joint Conference on Artificial Intelligence*, 2018, pp. 2227–2233.
- [13] X. Xin, B. Chen, X. He, D. Wang, Y. Ding, and J. Jose, "Cfm: convolutional factorization machines for context-aware recommendation," in *Proceedings of the 28th International Joint Conference on Artificial Intelligence*. AAAI Press, 2019, pp. 3926–3932.
- [14] Y. Qu, H. Cai, K. Ren, W. Zhang, Y. Yu, Y. Wen, and J. Wang, "Product-based neural networks for user response prediction," in *2016 IEEE 16th International Conference on Data Mining (ICDM)*. IEEE, 2016, pp. 1149–1154.
- [15] Y. Shan, T. R. Hoens, J. Jiao, H. Wang, D. Yu, and J. Mao, "Deep crossing: Web-scale modeling without manually crafted combinatorial features," in *Proceedings of the 22nd ACM SIGKDD International Conference on Knowledge Discovery and Data Mining*, 2016, pp. 255–262.
- [16] S. Rendle, C. Freudenthaler, Z. Gantner, and L. Schmidt-Thieme, "Bpr: Bayesian personalized ranking from implicit feedback," in *Proceedings of the Twenty-Fifth Conference on Uncertainty in Artificial Intelligence*, 2009, pp. 452–461.
- [17] X. He, L. Liao, H. Zhang, L. Nie, X. Hu, and T.-S. Chua, "Neural collaborative filtering," in *Proceedings of the 26th International Conference on World Wide Web*, 2017, pp. 173–182.
- [18] D. Li, Z. Gong, and D. Zhang, "A common topic transfer learning model for crossing city poi recommendations," *IEEE Transactions on Cybernetics*, vol. 49, no. 12, pp. 4282–4295, 2018.
- [19] Y. Koren, R. Bell, and C. Volinsky, "Matrix factorization techniques for recommender systems," *Computer*, vol. 42, no. 8, pp. 30–37, 2009.
- [20] S. Kabbur, X. Ning, and G. Karypis, "Fism: factored item similarity models for top-n recommender systems," in *Proceedings of the 19th ACM SIGKDD International Conference on Knowledge Discovery and Data Mining*, 2013, pp. 659–667.
- [21] Y. Koren, "Factorization meets the neighborhood: a multifaceted collaborative filtering model," in *Proceedings of the 14th ACM SIGKDD International Conference on Knowledge Discovery and Data Mining*, 2008, pp. 426–434.
- [22] M. Fu, H. Qu, Z. Yi, L. Lu, and Y. Liu, "A novel deep learning-based collaborative filtering model for recommendation system," *IEEE Transactions on Cybernetics*, vol. 49, no. 3, pp. 1084–1096, 2018.
- [23] K. Hornik, "Approximation capabilities of multilayer feedforward networks," *Neural networks*, vol. 4, no. 2, pp. 251–257, 1991.
- [24] L. Han, H. Wu, N. Hu, and B. Qu, "Convolutional neural collaborative filtering with stacked embeddings," in *Asian Conference on Machine Learning*, 2019, pp. 726–741.
- [25] A. Yan, S. Cheng, W.-C. Kang, M. Wan, and J. McAuley, "Cosrec: 2d convolutional neural networks for sequential recommendation," in *Proceedings of the 28th ACM International Conference on Information and Knowledge Management*, 2019, pp. 2173–2176.
- [26] Y. Kim, "Convolutional neural networks for sentence classification," *Proceedings of the 2014 Conference on Empirical Methods in Natural Language Processing (EMNLP)*, pp. 1746–1751, 2014.
- [27] X. He, H. Zhang, M.-Y. Kan, and T.-S. Chua, "Fast matrix factorization for online recommendation with implicit feedback," in *Proceedings of the 39th International ACM SIGIR conference on Research and Development in Information Retrieval*, 2016, pp. 549–558.
- [28] S. Rendle, W. Krichene, L. Zhang, and J. Anderson, "Neural collaborative filtering vs. matrix factorization revisited," *arXiv preprint arXiv:2005.09683*, 2020.
- [29] X. Glorot and Y. Bengio, "Understanding the difficulty of training deep feedforward neural networks," in *Proceedings of the Thirteenth International Conference on Artificial Intelligence and Statistics*, 2010, pp. 249–256.
- [30] D. P. Kingma and J. Ba, "Adam: A method for stochastic optimization," *ICLR*, 2015.
- [31] A. Paszke, S. Gross, S. Chintala, G. Chanan, E. Yang, Z. DeVito, Z. Lin, A. Desmaison, L. Antiga, and A. Lerer, "Automatic differentiation in pytorch," 2017.
- [32] L. Zheng, V. Noroozi, and P. S. Yu, "Joint deep modeling of users and items using reviews for recommendation," in *Proceedings of the Tenth ACM International Conference on Web Search and Data Mining*, 2017, pp. 425–434.
- [33] G. Guo, J. Zhang, and N. Yorke-Smith, "Trustsvd: Collaborative filtering with both the explicit and implicit influence of user trust and of item ratings," in *Twenty-Ninth AAAI Conference on Artificial Intelligence*, 2015.
- [34] Z. Sun, J. Yang, J. Zhang, A. Bozzon, L.-K. Huang, and C. Xu, "Recurrent knowledge graph embedding for effective recommendation," in *Proceedings of the 12th ACM Conference on Recommender Systems*, 2018, pp. 297–305.

PLACE
PHOTO
HERE

Zhuoyi Lin is currently pursuing the Ph.D. degree with the School of Computer Science and Engineering, Nanyang Technological University, Singapore. He received the B.S. degree in Electronic Engineering from Ming Chuan University, Taiwan, in 2017. His research interests include collaborative filtering, deep learning and their applications.

PLACE
PHOTO
HERE

Chee Keong Kwoh (Senior Member, IEEE) received the bachelors degree (Hons.) in electrical engineering and the masters degree in industrial system engineering from the National University of Singapore, Singapore, in 1987 and 1991, respectively, and the Ph.D. degree from the Imperial College of Science, Technology and Medicine, University of London, in 1995. He has been with the School of Computer Engineering, Nanyang Technological University (NTU), since 1993. His research interests include data mining, soft computing and graph-

based inference; applications areas include bioinformatics and biomedical engineering. He has done significant research work in his research areas and has published many quality international conferences and journal articles. He has often been invited as an organizing member or referee and a reviewer for a number of premier conferences and journals, including GIW, IEEE, BIBM, RECOMB, TRIB, BIBE, ICDM, and iCBBE. He is also a member of the Association for Medical and Bioinformatics, Imperial College Alumni Association of Singapore. He has provided many services to professional bodies in Singapore and was conferred the Public Service Medal by the president of Singapore, in 2008. His research interests include data mining, soft computing and graph-based inference; applications areas include bioinformatics and biomedical engineering. He is an editorial board member of the International Journal of Data Mining and Bioinformatics, the Scientific World Journal, Network Modeling and Analysis in Health Informatics and Bioinformatics, Theoretical Biology Insights, and Bioinformation. He has been a Guest Editor of many journals, such as the Journal of Mechanics in Medicine and Biology, the International Journal on Biomedical and Pharmaceutical Engineering, and others.

PLACE
PHOTO
HERE

Lei Feng received his B.E. degree in Computer Science from Southwest University, Chongqing, China in 2017. He is currently pursuing his Ph.D. degree in the School of Computer Science and Engineering, Nanyang Technological University, Singapore. His main research interests include weakly supervised learning, statistical learning theory, domain adaptation, and data mining. He has published several papers on top conferences such as ICML, CVPR, AAAI, and IJCAI. He also serves as a program committee member for AAAI'20 and NeurIPS'20.

PLACE
PHOTO
HERE

Xingzhi Guo is a Ph.D candidate in the Department of Computer Science at Stony Brook University, NY, USA. His research interests include graph embedding and NLP. He received his M.S. in Computer Science from National Taiwan University in 2018, and received Bachelors degree in Information and Telecommunication Engineering from Ming Chuan University in 2015.

PLACE
PHOTO
HERE

Chi Xu received his Ph.D. and Bachelor (Honors) from Nanyang Technological University (NTU), Singapore, in 2010 and 2003 respectively. After joined SIMTech A*Star in 2010, he has been working in the areas of information management and operations analytics for enterprise and supply chain applications. He has developed various technologies which have been licensed to companies in different industries such as aerospace, construction, transportation&logistics, and fast moving consumer goods (FMCG). Currently, he is deputy group manager

of planning and operations management group (POM) of SIMTech. He is responsible to drive the group research direction and capabilities development for operation analytics and system optimization. He is an adjunct assistant professor of School of Computer Science and Engineering (SCSE) of Nanyang Technological University (NTU).

PLACE
PHOTO
HERE

Rui Yin received the B.S. degree in automation from Shandong University, China, in 2013, and the M.Sc. degree in control engineering from Central South University, China, in 2016. He is currently pursuing the Ph.D. degree with the School of Computer Science and Engineering, Nanyang Technological University, Singapore. His research interests include data mining and pattern recognition to make sense of big heterogeneous data for real applications in engineering and biomedical science.