

Random Graph Asymptotics for Treatment Effect Estimation under Network Interference

Shuangning Li
Stanford University

Stefan Wager
Stanford University

Draft version May 2022

Abstract

The network interference model for causal inference places all experimental units at the vertices of an undirected exposure graph, such that treatment assigned to one unit may affect the outcome of another unit if and only if these two units are connected by an edge. This model has recently gained popularity as means of incorporating interference effects into the Neyman–Rubin potential outcomes framework; and several authors have considered estimation of various causal targets, including the direct and indirect effects of treatment. In this paper, we consider large-sample asymptotics for treatment effect estimation under network interference in a setting where the exposure graph is a random draw from a graphon. When targeting the direct effect, we show that—in our setting—popular estimators are considerably more accurate than existing results suggest, and provide a central limit theorem in terms of moments of the graphon. Meanwhile, when targeting the indirect effect, we leverage our generative assumptions to propose a consistent estimator in a setting where no other consistent estimators are currently available. We also show how our results can be used to conduct a practical assessment of the sensitivity of randomized study inference to potential interference effects. Overall, our results highlight the promise of random graph asymptotics in understanding the practicality and limits of causal inference under network interference.

1 Introduction

In many application areas, we seek to estimate causal effects in the presence of cross-unit interference, i.e., when treatment assigned to one unit may affect observed outcomes for other units. An increasingly popular approach to modeling interference is via an exposure graph or network, where units are placed along vertices of a graph and any two units are connected by an edge if treating one unit may affect exposure of the other; the statistical challenge is then to identify and estimate various causal quantities in a way that is robust to such interference [Aronow and Samii, 2017, Athey, Eckles, and Imbens, 2018, Leung, 2020].

The existing literature on treatment effect estimation under network interference is formalized using a generalization of the strict randomization inference approach introduced by Neyman [1923]. In a sense made precise below, these papers take both the interference graph and a set of relevant potential outcomes as deterministic, and then consider inference that is entirely driven by random treatment assignment [Aronow and Samii, 2017, Athey, Eckles, and Imbens, 2018, Baird, Bohren, McIntosh, and Özler, 2018, Basse, Feller, and Toulis, 2019, Eckles, Karrer, and Ugander, 2017, Hudgens and Halloran, 2008, Leung, 2020,

Manski, 2013, Sävje, Aronow, and Hudgens, 2017, Sobel, 2006, Tchetgen Tchetgen and VanderWeele, 2012]. A major strength of this approach is that any conclusions derived from it are simple to interpret because they do not rely on any stochastic assumptions on either the outcomes or the interference graph.

However, despite the transparency of the resulting analyses, it is natural to ask about the cost of using such strict randomization inference. If an approach to inference needs to work uniformly for any possible set of potential outcomes and any interference graph, does this limit its power over “typical” problems? Can appropriate stochastic assumptions enable more tractable analyses of treatment effect estimation under network interference, thus pointing the way to useful methodological innovations?

In this paper, we investigate the problem of treatment effect estimation under random graph asymptotics; specifically, we assume that the interference graph is a random draw from an (unknown) graphon. As discussed further below, we find that our use of such random graph asymptotics lets us obtain considerably stronger guarantees than are currently available via randomization inference. When estimating direct effects, we find that standard estimators used in the literature are unbiased and asymptotically Gaussian for substantially denser interference graphs than was known before. And, when estimating indirect effects, our analysis guides us to a new estimator that has non-negligible power in a setting where no existing results based on randomization inference are available.

To be clear, we are not arguing that approaches based on randomization inference should be abandoned when working under network interference. Moreover, we do not yet have any quantification of the robustness of our results to failures of our stochastic assumptions, and so any application of our results to practical data analysis should be conducted with caution. However, at the very least, it seems plausible that a study of network interference under random graph asymptotics may yield insights about the hardness of the underlying causal problem and provide guidance for new methodological developments.

2 Graphon Asymptotic for Network Interference

Suppose that we collect data on subjects indexed $i = 1, \dots, n$, where each subject is randomly assigned a binary treatment $W_i \in \{0, 1\}$, $W_i \sim \text{Bernoulli}(\pi)$ for some $0 \leq \pi \leq 1$, and then experiences an outcome $Y_i \in \mathbb{R}$. Following the Neyman-Rubin causal model [Imbens and Rubin, 2015], we posit the existence of potential outcomes $Y_i(w) \in \mathbb{R}$ for all $w \in \{0, 1\}^n$, such that the observed outcomes satisfy $Y_i = Y_i(W)$; for notational convenience, we sometimes write $Y(w) = Y(w_i; w_{-i})$, where w_{-i} captures all but the i -th entry of w [Hudgens and Halloran, 2008]. Finally, we posit a graph with edge set $\{E_{ij}\}_{i,j=1}^n$ and vertices at the n experimental subjects that constrains how potential outcomes may vary with w : The i -th outcome may only depend on the j -th treatment assignment if there is an edge from i to j , i.e., $Y_i(w) = Y_i(w')$ if $w_i = w'_i$ and $w_j = w'_j$ for all $j \neq i$ such that $E_{ij} = 1$.

Given this setting, we seek to estimate the *total*, *direct* and *indirect* effects of the treat-

ment on the outcome, which are respectively defined as [Hudgens and Halloran, 2008]

$$\begin{aligned}\bar{\tau}_{\text{TOT}}(\pi) &= \frac{d}{d\pi'} \left\{ \frac{1}{n} \sum_i \mathbb{E}_{\pi'} [Y_i | Y(\cdot)] \right\}_{\pi'=\pi}, \\ \bar{\tau}_{\text{DIR}}(\pi) &= \frac{1}{n} \sum_i \mathbb{E}_{\pi} [Y_i(1; W_{-i}) - Y_i(0; W_{-i}) | Y(\cdot)], \\ \bar{\tau}_{\text{IND}}(\pi) &= \bar{\tau}_{\text{TOT}}(\pi) - \bar{\tau}_{\text{DIR}}(\pi),\end{aligned}\tag{1}$$

where the expectations above are taken over the random treatment assignment $W_i \sim \text{Bernoulli}(\pi)$. Moreover, given a sampling model on the potential outcomes, we also consider limiting population estimands

$$\tau_{\text{TOT}}(\pi) = \lim_{n \rightarrow \infty} \mathbb{E} [\bar{\tau}_{\text{TOT}}(\pi)], \quad \tau_{\text{DIR}}(\pi) = \lim_{n \rightarrow \infty} \mathbb{E} [\bar{\tau}_{\text{DIR}}(\pi)], \quad \dots\tag{2}$$

provided these limiting objects exist.

Qualitatively, the total effect captures the effect of an overall shift in treatment intensity, while the direct effect captures the marginal responsiveness of a subject to their own treatment. Notice that the classical no-interference setting where Y_i only depends on the treatment assigned to the i -th unit is a special case of this setting with a null edge set; moreover, in the case without interference, $\bar{\tau}_{\text{TOT}}(\pi)$ and $\bar{\tau}_{\text{DIR}}(\pi)$ match and are equal to the sample average treatment effect, while the indirect effect is 0.

In the existing literature on treatment effect estimation under network interference, both the potential outcomes $Y_i(w)$ and the edge set E_{ij} are taken as deterministic, and inference is entirely driven by the random treatment assignment $W_i \sim \text{Bernoulli}(\pi)$ [Aronow and Samii, 2017, Athey, Eckles, and Imbens, 2018, Basse, Feller, and Toulis, 2019, Leung, 2020, Sävje, Aronow, and Hudgens, 2017]. As argued above, however, this strict randomization-based approach may limit the power with which we can estimate the causal quantities (1), and judicious stochastic modeling may help guide methodological advances in causal inference under interference. To this end, we consider a variant of the above setting that makes the following additional assumptions:

Assumption 1 (Undirected Relationships). The interference graph is undirected, i.e., $E_{ij} = E_{ji}$ for all $i \neq j$.

Assumption 2 (Random Graph). The interference graph is randomly generated as follows. Each subject has a random type $U_i \stackrel{\text{iid}}{\sim} [0, 1]$, and there is a measurable function $G_n : [0, 1]^2 \rightarrow [0, 1]$ called a *graphon* such that $E_{ij} \sim G_n(U_i, U_j)$ independently for all $i < j$.

Assumption 3 (Anonymous Interference). The potential outcomes do not depend on the identities of their neighbors, and instead only depend on the fraction of treated neighbors: $Y_i(w_i; w_{-i}) = f_{\theta_i}(w_i; \sum_{j \neq i} E_{ij} W_j / \sum_{j \neq i} E_{ij})^1$, where $\theta_i \in \Theta$ is an unobserved parameter that governs the response function of the i -th subject. The parameter θ_i may depend arbitrarily on U_i ; we then take the pairs (U_i, θ_i) to be independently and identically distributed.

Relative to the existing literature, the most distinctive assumption we make here is our use of random graph asymptotics. This type of graphon models are motivated by fundamental results on exchangeable arrays [Aldous, 1981, Lovász and Szegedy, 2006], and

¹We take the convention of $0/0 = 0$.

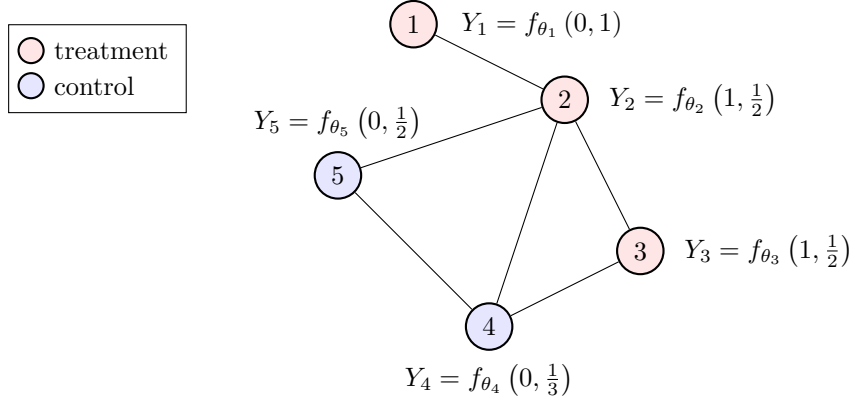


Figure 1: An illustration of a small graph

have received considerable attention in the literature in recent years [e.g., [Gao, Lu, and Zhou, 2015](#), [Parise and Ozdaglar, 2019](#), [Zhang, Levina, and Zhu, 2017](#)]; however, we are not aware of previous uses of this assumption to the problem of treatment effect estimation under network interference. For our purposes, working with a graphon model gives us a firm handle on how various estimators behave in the large-sample limit, and opens the door to powerful analytic tools that we will use to prove central limit theorems.

Meanwhile, the anonymous interference assumption was proposed by [Hudgens and Halloran \[2008\]](#) and is commonly used in the literature; figure 1 illustrates the anonymous interference assumption on a small graph. The specific form of the our anonymous interference assumption—where interference only depends on the ratio of treated neighbors but not on the total number of neighbors—is called the “distributional interactions” assumption by [Manski \[2013\]](#). Here, we use this assumption to simplify our model, but it is plausible that a sharper analysis could be used to weaken this assumption.

Given these assumptions, we can characterize our target estimands (1) and (2) in terms of primitives from the graphon sampling model. The Assumption 4 is designed to let us handle both dense graphs (with $\rho_n = 1$ and $G_n(\cdot, \cdot) = G(\cdot, \cdot)$) and sparse graphs following [Borgs, Chayes, Cohn, and Zhao \[2019\]](#) (with $\rho_n \rightarrow 0$).

Assumption 4 (Graphon Sequence). The graphon sequence $G_n(\cdot, \cdot)$ described in Assumption 4 satisfies $G_n(U_i, U_j) = \min\{1, \rho_n G(U_i, U_j)\}$, where $G_n(\cdot, \cdot)$ is a symmetric, non-negative function on $[0, 1]^2$ and $0 < \rho_n \leq 1$ satisfies one of the following two conditions: $\rho_n = 1$ (dense graph)², or $\lim_{n \rightarrow \infty} \rho_n = 0$ and $\lim_{n \rightarrow \infty} \sqrt{n} \rho_n = \infty$ (sparse graph).

Proposition 1 provides a simple way of writing down our target estimands in the random graph model spelled out above. Roughly speaking, the direct effect measures how much f changes with its first argument, while the indirect effect is the derivative of f with respect to its second argument. In words, the direct effect is capturing the effect of unit i ’s treatment on its outcome, while the indirect effect is capturing the effect of its proportion of treated neighbors on its outcome.

²We assume $G_n = G$ in this case.

Proposition 1. Consider a randomized trial under network interference satisfying Assumptions 1–4, with treatment assigned independently as $W_i \sim \text{Bernoulli}(\pi)$ for some $0 < \pi < 1$. Suppose furthermore that there is a constant $B > 0$ such that the potential outcome functions $f(w, x)$ defined in Assumption 3 satisfy

$$|f_\theta(w, x)|, |f'_\theta(w, x)|, |f''_\theta(w, x)| \leq B \quad (3)$$

uniformly in $\theta \in \Theta$, $w \in \{0, 1\}$ and $x \in [0, 1]$, where all derivatives of f are taken with respect to the second argument. Then, the estimands (1) can be expressed as

$$\begin{aligned} \bar{\tau}_{\text{DIR}} &= \frac{1}{n} \sum_{i=1}^n (f_{\theta_i}(1, \pi) - f_{\theta_i}(0, \pi)) + \mathcal{O}_p\left(\frac{B}{n\rho_n}\right), \\ \bar{\tau}_{\text{IND}} &= \frac{1}{n} \sum_i (\pi f'_{\theta_i}(1, \pi) + (1 - \pi) f'_{\theta_i}(0, \pi)) + \mathcal{O}_p\left(\frac{B}{\sqrt{n\rho_n}}\right). \end{aligned} \quad (4)$$

Furthermore, the limits taken in (2) exist, and satisfy

$$\tau_{\text{DIR}} = \mathbb{E}[f_{\theta_i}(1, \pi) - f_{\theta_i}(0, \pi)], \quad \tau_{\text{IND}} = \mathbb{E}[f'_{\theta_i}(1, \pi) + (1 - \pi)f'_{\theta_i}(0, \pi)]. \quad (5)$$

The key focus of this paper is estimation of the targets (4) and (5) under random graph asymptotics. First, in Section 3, we consider estimation of the direct effect. It is well known there exist simple estimators of $\bar{\tau}_{\text{DIR}}$ that are unbiased under considerable generality and that do not explicitly reference the graph structure $\{E_{ij}\}$; however, as discussed further in Section 3, getting a sharp characterization of the error distribution of these estimators has proved difficult so far. We add to this line of work by showing that, under our random graph model, these simple estimators in fact satisfy a central limit theorem with \sqrt{n} -scale errors, regardless of the density of the interference graph as captured by ρ_n . We also provide a quantitative expression for variance inflation due to interference effects in terms of the graphon G .

In Section 4, we consider estimation of the indirect effect. This task appears to be substantially more difficult than estimation of the direct effect, and we are aware of no prior work on estimating the indirect effect without either assuming extreme sparsity (e.g., the interference graph has bounded degree), or assuming that the interference graph can be divided up into cliques, and we can exogenously vary the treatment fraction in each clique. Here, we find that natural unbiased estimators for $\bar{\tau}_{\text{IND}}$ that build on our discussion in Section 3 have diverging variance and are thus inconsistent, even in reasonably sparse graphs. We then propose a new estimator which we call the PC-balancing estimator, and provide both formal and numerical evidence that its error decays as $\sqrt{\rho_n}$ for sparse interference graphs in the sense of Assumption 4, provided the graphon G admits low-rank structure.

Finally, in Section 5, we consider an application of our formal results to the problem of assessing sensitivity of conclusions from randomized controlled trials to potential interference effects. As argued in [Sävje, Aronow, and Hudgens \[2017\]](#), natural estimators of the average treatment effect derived under no-interference assumptions usually still function as unbiased estimators of the direct effect if interference is present; however, the variance of these estimators needs to be reassessed in light of interference. We discuss bounds on the variance inflation terms derived in Section 3 that hold under various assumptions on G , and show how to use these bounds to provide conservative error bounds that account for potential interference effects. Overall, we find that the cost of adjusting for interference to be fairly small. In particular, when applied to a recent study of [Duflo, Greenstone, Pande, and](#)

	Graphon	Second-order proximity function
function of two variables	$G_n(U_i, U_j)$	$H_n(U_i, U_j) = \mathbb{E} [G_n(U_i, U_k)G_n(U_j, U_k) U_i, U_j]$
expectation given U_i	$g_n(U_i)$	$h_n(U_i)$
expectation	\bar{g}_n	h_n

Table 1: Summary of notation

Ryan [2013] on how stricter enforcement of environmental regulations can curb pollution, our results suggest that it's possible to be robust to realistic interference effects without altering the key findings of the study.

2.1 Notation

Throughout this paper, we use C for constants not depending on n . Note that C might mean different things in different settings. We define $f'_{\theta_i}(w, x)$ and $f''_{\theta_i}(w, x)$ to be the first and second derivative of f with respect to the second argument x . We write $N_i = \sum_{j \neq i} E_{ij}$ be the number of neighbors of subject i , and $M_i = \sum_{j \neq i} E_{ij}W_j$ for the number of treated neighbors.

We use $\Omega()$, $O()$, $\mathcal{O}_p()$, $o_p()$, \sim , \asymp , \ll in the following sense: $a_n = \Omega(b_n)$ if $a_n \geq Cb_n$ for n large enough, where C is a positive constant. $a_n = O(b_n)$ if $|a_n| \leq Cb_n$ for n large enough. $X_n = \mathcal{O}_p(b_n)$, if for any $\delta > 0$, there exists $M, N > 0$, s.t. $\mathbb{P}[|X_n| \geq Mb_n] \leq \delta$ for any $n > N$. $X_n = o_p(b_n)$, if $\lim \mathbb{P}[|X_n| \geq \epsilon b_n] \rightarrow 0$ for any $\epsilon > 0$. $a_n \sim b_n$ if $\lim a_n/b_n = 1$. $a_n \asymp b_n$ if there exist $C > 0$, s.t. $\limsup a_n/b_n \leq C$ and $\liminf a_n/b_n \geq 1/C$. $a_n \ll b_n$ if $\lim a_n/b_n = 0$.

Finally, the following functions of the limiting graphon G from Assumption 4 will occur frequently in our analysis: For i, j, k all different, let

$$\begin{aligned} g(U_i) &= \mathbb{E} [G(U_i, U_j)|U_i], \\ \bar{g} &= \mathbb{E} [G(U_i, U_j)] = \mathbb{E} [g(U_i)], \end{aligned} \tag{6}$$

and write related quantities of the graphon G_n with an n -superscript. We interpret $g(U_i)$ as the expected fraction of neighbors of the i -th unit given U_i , and \bar{g} as the expected average degree of the graph. Furthermore, again for i, j, k all different, let

$$\begin{aligned} H(U_i, U_j) &= \mathbb{E} [G(U_i, U_k)G(U_j, U_k)|U_i, U_j] \\ h(U_i) &= \mathbb{E} [G(U_i, U_k)G(U_j, U_k)|U_i] = \mathbb{E} [G(U_i, U_j)g(U_j)|U_i], \\ \bar{h} &= \mathbb{E} [h(U_i)] = \mathbb{E} [G(U_i, U_j)G(U_j, U_k)] = \mathbb{E} [g(U_i)^2]. \end{aligned} \tag{7}$$

Here, $H(U_i, U_j)$ captures to the expectation of number of common neighbors of unit i and j , while h and \bar{h} are again marginalized versions of it. Table 1 summarizes this notation.

3 Estimating the Direct Effect

First, we consider estimation of the direct effect, i.e., the effect of treatment W_i assigned to the i -th unit on the outcome Y_i for the i -th unit itself. In the classical setting without interference, the direct effect corresponds exactly to the (sample) average treatment effect, which has been a focus of the causal inference literature ever since Neyman [1923]. Furthermore, as argued by Sävje, Aronow, and Hudgens [2017], several natural estimators of

the average treatment effect designed for the no-interference setting in fact converge to the direct effect in the presence of interference. Thus, one might expect the direct effect to be a particularly well behaved estimand—and our formal results support this intuition.

An important property of the direct effect is that we can design a good, unbiased estimator for it that only rely on randomization. To this end, consider the well known Horvitz-Thompson estimator of the average treatment effect in the no-interference setting (also called inverse propensity weighted, IPW, estimator)

$$\hat{\tau}_{\text{DIR}}^{\text{HT}} = \frac{1}{n} \sum_i \frac{W_i Y_i}{\pi} - \frac{1}{n} \sum_i \frac{(1 - W_i) Y_i}{1 - \pi}, \quad (8)$$

where as always $0 < \pi < 1$ denotes the randomization probability $W_i \stackrel{\text{iid}}{\sim} \text{Bern}(\pi)$. A simple calculations then verifies that, under interference, the Horvitz-Thompson estimator is unbiased for the $\bar{\tau}_{\text{DIR}}$ from (1) conditionally on potential outcomes (i.e., conditionally on both the exposure graph and each unit's response functions):

$$\begin{aligned} \mathbb{E} [\hat{\tau}_{\text{DIR}}^{\text{HT}} \mid Y(\cdot)] &= \frac{1}{n} \sum_{i=1}^n \frac{\mathbb{E} [W_i Y_i \mid Y_i(\cdot)]}{\pi} - \frac{1}{n} \sum_i \frac{\mathbb{E} [(1 - W_i) Y_i \mid Y_i(\cdot)]}{1 - \pi} \\ &= \frac{1}{n} \sum_{i=1}^n \frac{\mathbb{E} [W_i Y_i(1, W_{-i}) \mid Y_i(\cdot)]}{\pi} - \frac{1}{n} \sum_i \frac{\mathbb{E} [(1 - W_i) Y_i(0, W_{-i}) \mid Y_i(\cdot)]}{1 - \pi} \\ &= \frac{1}{n} \sum_{i=1}^n \frac{1}{\pi} \mathbb{E} [W_i \mid Y_i(\cdot)] \mathbb{E} [Y_i(1, W_{-i}) \mid Y_i(\cdot)] \\ &\quad - \frac{1}{n} \sum_{i=1}^n \frac{\mathbb{E} [1 - W_i \mid Y_i(\cdot)] \mathbb{E} [Y_i(0, W_{-i}) \mid Y_i(\cdot)]}{1 - \pi} \\ &= \frac{1}{n} \sum_{i=1}^n \mathbb{E} [Y_i(1, W_{-i}) - Y_i(0, W_{-i}) \mid Y_i(\cdot)] = \bar{\tau}_{\text{DIR}}. \end{aligned} \quad (9)$$

Sävje, Aronow, and Hudgens [2017] use this fact along with concentration arguments to argue that the Horvitz-Thompson estimator is consistent for the direct effect in sparse graphs, with rates of convergence that depends on the degree of the graph and approaches the parametric $1/\sqrt{n}$ rate as we push towards a setting where its degree is bounded.

Here, we revisit the setting of Sävje, Aronow, and Hudgens [2017] under our graphon generative model. Our qualitative findings mirror theirs: Familiar estimators of the average treatment effect without interference remain good estimators of the direct effect from the perspective of random graph asymptotics. However, our quantitative results are substantially sharper. We show that the Horvitz-Thompson estimator is consistent for the direct effect in both sparse and dense graphs, and find that it has a $1/\sqrt{n}$ rate of convergence regardless of the degree of the exposure graph. Furthermore, we establish a central limit theorem for the estimator, and quantify the excess variance due to interference effects.

3.1 A Central Limit Theorem

As discussed above, our goal is to establish show that natural estimators of the average treatment effect in the no-interference setting are asymptotically normal around the direct

effect once interference effects appear. To this end, we consider both the Horvitz-Thompson estimator estimator (8), and the associated Hájek (or ratio) estimator

$$\hat{\tau}_{\text{DIR}}^{\text{HAJ}} = \frac{\sum_{i=1}^n W_i Y_i}{\sum_{i=1}^n W_i} - \frac{\sum_{i=1}^n (1 - W_i) Y_i}{\sum_{i=1}^n 1 - W_i}. \quad (10)$$

Unlike the Horvitz-Thompson estimator, the Hájek estimator is not exactly unbiased; however, as we'll see below, its ratio form provides it with a smaller asymptotic variance in some settings.

Our first result provides a characterization of the estimators $\hat{\tau}_{\text{DIR}}^{\text{HT}}$ and $\hat{\tau}_{\text{DIR}}^{\text{HAJ}}$ in large samples. The direct effect $\bar{\tau}_{\text{DIR}}$ is as defined in (1).

Lemma 2. *Under the conditions of Proposition 1, suppose furthermore that if we define $g_1(u) = \int_0^1 \min(1, G(u, t)) dt$, then the function g_1 is bounded away from 0, i.e.*

$$g_1(u_1) \geq c_l \text{ for any } u_1. \quad (11)$$

We also assume the graphon has a finite second moment, i.e.

$$\mathbb{E} [G(U_1, U_2)^k] \leq c_u^k, \text{ for } k = 1, 2. \quad (12)$$

Let $\hat{\tau}_{\text{DIR}}^{\text{HT}}$ and $\hat{\tau}_{\text{DIR}}^{\text{HAJ}}$ be the estimators of the direct effect defined in (8) and (10) respectively. Then,

$$\begin{aligned} \hat{\tau}_{\text{DIR}}^{\text{HT}} - \bar{\tau}_{\text{DIR}} &= \frac{1}{n} \sum_i \left(\frac{f_{\theta_i}(1, \pi)}{\pi} + \frac{f_{\theta_i}(0, \pi)}{1 - \pi} \right) (W_i - \pi) \\ &\quad + \frac{1}{n} \sum_i \left(\sum_{j \neq i} \frac{E_{ij}}{\sum_{k \neq j} E_{jk}} \left(f'_{\theta_j}(1, \pi) - f'_{\theta_j}(0, \pi) \right) \right) (W_i - \pi) + \mathcal{O}_p \left(\frac{B}{n \rho_n} \right) \\ \hat{\tau}_{\text{DIR}}^{\text{HAJ}} - \bar{\tau}_{\text{DIR}} &= \frac{1}{n} \sum_i \left(\frac{f_{\theta_i}(1, \pi)}{\pi} + \frac{f_{\theta_i}(0, \pi)}{1 - \pi} - \mathbb{E} \left[\frac{f_{\theta_i}(1, \pi)}{\pi} + \frac{f_{\theta_i}(0, \pi)}{1 - \pi} \right] \right) (W_i - \pi) \\ &\quad + \left(\sum_{j \neq i} \frac{E_{ij}}{\sum_{k \neq j} E_{jk}} \left(f'_{\theta_j}(1, \pi) - f'_{\theta_j}(0, \pi) \right) \right) (W_i - \pi) + \mathcal{O}_p \left(\frac{B}{n \rho_n} \right). \end{aligned} \quad (13)$$

The characterization of Lemma 2 already gives us some intuition about the behavior of estimators of the direct effect. In the setting without interference, it is well known that the Horvitz-Thompson estimator satisfies [Neyman, 1923]

$$\hat{\tau}^{\text{HT}} - \bar{\tau} = \frac{1}{n} \sum_i \left(\frac{Y_i(1)}{\pi} + \frac{Y_i(0)}{1 - \pi} \right) (W_i - \pi), \quad (14)$$

where $\bar{\tau} = \frac{1}{n} \sum_{i=1}^n (Y_i(1) - Y_i(0))$ is the sample average treatment effect, and a similar expression is available for the Hájek estimator. Here, we found that, with interference, $\hat{\tau}_{\text{DIR}}^{\text{HT}}$ preserves this error term, but also acquires a second one that involves interference effects. Qualitatively, the term $\sum_{j \neq i} E_{ij} (f'_{\theta_j}(1, \pi) - f'_{\theta_j}(0, \pi)) / (\sum_{k \neq j} E_{jk})$, captures the random variation in the outcomes experienced by the neighbors of the i -th unit due to the treatment W_i assigned to the i -th unit.

The following result builds on the representation in Lemma 2, and shows how interference effects play into the asymptotic variance of estimators of the direct effect.

Theorem 3. *Under the assumptions of Lemma 2, both the Horvitz-Thompson and Hájek estimators have a limiting Gaussian distribution around the direct effect (1),*

$$\begin{aligned}\sqrt{n}(\hat{\tau}_{\text{DIR}}^{\text{HT}} - \bar{\tau}_{\text{DIR}}) &\Rightarrow \mathcal{N}(0, \pi(1 - \pi)\mathbb{E}[(R_i + Q_i)^2]), \\ \sqrt{n}(\hat{\tau}_{\text{DIR}}^{\text{HAJ}} - \bar{\tau}_{\text{DIR}}) &\Rightarrow \mathcal{N}\left(0, \pi(1 - \pi)\left(\text{Var}[R_i + Q_i] + (\mathbb{E}[Q_i])^2\right)\right).\end{aligned}\quad (15)$$

where

$$R_i = \frac{f_{\theta_i}(1, \pi)}{\pi} + \frac{f_{\theta_i}(0, \pi)}{1 - \pi}, \quad Q_i = \mathbb{E}\left[\frac{G(U_i, U_j)(f'_{\theta_j}(1, \pi) - f'_{\theta_j}(0, \pi))}{g(U_j)} \mid U_i\right]. \quad (16)$$

Furthermore, similar results hold for the population-level estimand (2):

$$\begin{aligned}\sqrt{n}(\hat{\tau}_{\text{DIR}}^{\text{HT}} - \tau_{\text{DIR}}) &\Rightarrow \mathcal{N}(0, \sigma_0^2 + \pi(1 - \pi)\mathbb{E}[(R_i + Q_i)^2]), \\ \sqrt{n}(\hat{\tau}_{\text{DIR}}^{\text{HAJ}} - \tau_{\text{DIR}}) &\Rightarrow \mathcal{N}\left(0, \sigma_0^2 + \pi(1 - \pi)\left(\text{Var}[R_i + Q_i] + \mathbb{E}[Q_i]^2\right)\right),\end{aligned}\quad (17)$$

with $\sigma_0^2 = \text{Var}[f_{\theta_i}(1, \pi) - f_{\theta_i}(0, \pi)]$.

Our first observation is that, in contrast to the upper bounds of [Sävje, Aronow, and Hudgens \[2017\]](#), the asymptotic accuracy of our estimators does not depend on the sparsity lever ρ_n ; here, ρ_n at most influences second-order convergence to the Gaussian limit. Thus, it appears that direct effects are accurately estimatable even in dense graphs.

To further interpret this result, we note that, in the case without interference (i.e., omitting all contributions of Q_i), the results (15) and (17) replicate well known results about the average treatment effects. In general, unless R_i and Q_i are strongly negatively correlated, then we would expect $\mathbb{E}[(R_i + Q_i)^2] > \mathbb{E}[R_i^2]$ and $\text{Var}[R_i + Q_i] + (\mathbb{E}[Q_i])^2 > \text{Var}[R_i]$, meaning that interference effects inflate the variance of both the Horvitz-Thompson and Hájek estimators. However, it is possible to design special problem instances where interference effects in fact reduce variance.

Theorem 3 also enables us to compare the asymptotics of the Horvitz-Thompson and Hájek estimators. Here, interestingly, the picture is more nuanced. Note that the asymptotic variance of the Horvitz-Thompson estimator depends on $\mathbb{E}[(R_i + Q_i)^2] = \text{Var}[R_i + Q_i] + \mathbb{E}[R_i + Q_i]^2$, and so the Hájek estimator is asymptotically more accurate than the Horvitz-Thompson estimator if and only if

$$\mathbb{E}[Q_i]^2 \leq \mathbb{E}[R_i + Q_i]^2, \quad (18)$$

and so, at least superficially, it does not appear that either estimator dominates the other one in general. This presents a marked contrast to the case without interference, where the Hájek estimator always has a better asymptotic variance than the Horvitz-Thompson estimator (unless $\mathbb{E}[R_i] = 0$, in which case they have the same asymptotic variance).

Finally, the variance inflation between (15) and (17) that arises from targeting τ_{DIR} versus $\bar{\tau}_{\text{DIR}}$ corresponds exactly to the familiar variance inflation term that arises from targeting the average treatment effect as opposed to the sample average treatment effect in the no-interference setting; see [Imbens \[2004\]](#) for a discussion.

Remark 4. We note that, in Lemma 2, our error-bounds depend on ρ_n^{-1} , i.e., they get worse for sparse graphs (which is the opposite direction of which one would expect). This is largely an artifact of our proof technique, which relies on Taylor expanding $f(w, x)$. We believe this

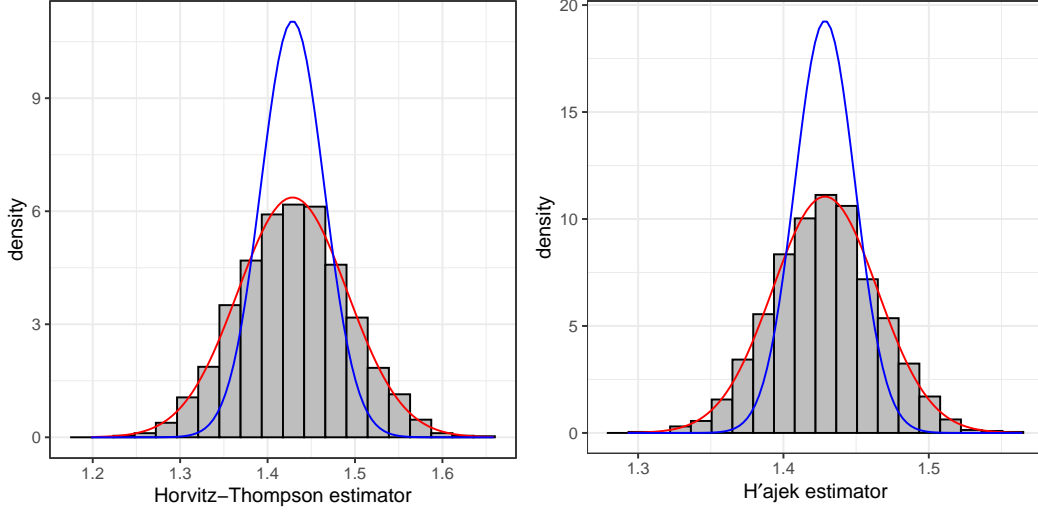


Figure 2: Histogram of $\hat{\tau}_{\text{DIR}}^{\text{HT}}$ and $\hat{\tau}_{\text{DIR}}^{\text{HAJ}}$ across $N = 3000$ replications, for a graph of size $n = 1,000$. The overlaid curves denote, in red, the limiting Gaussian distribution derived in Theorem 3 and, in blue, the limiting Gaussian distribution we would get while ignoring interference effects.

error term could be improved via an analysis that more carefully accounts for discreteness effect in the fraction of treated neighbors each unit has; here, however, we focus on dense graphs (recall that $\sqrt{n}\rho_n \rightarrow \infty$ in Assumption 4), and are most interested in the first-order behavior that is unaffected by ρ_n .

3.2 Numerical Experiment

To validate our findings from Theorem 3, we consider a simple numerical example. Here, we simulate data as described in Section 2, for a graph with $n = 1000$ nodes generated via a constant graphon $G_n(u_1, u_2) = 0.4$, i.e., where any pair of nodes are connected with probability 0.4. We then generate treatment assignments as $W_i \sim \text{Bern}(\pi)$ with $\pi = 0.7$, and potential outcome functions as $f_i(w, x) = wx/\pi^2 + \varepsilon_i$ with $\varepsilon_i \sim \mathcal{N}(0, 1)$.

Figure 2 shows the distribution of the estimators $\hat{\tau}_{\text{DIR}}^{\text{HT}}$ and $\hat{\tau}_{\text{DIR}}^{\text{HAJ}}$ across $N = 3000$ simulations. We see that the distribution of the estimators closely matches the limiting Gaussian distribution from Theorem 3 (in red). In contrast, a simple analysis that ignores interference effects would result in a limiting distribution (shown in blue) that's much too narrow. In other words, here, ignoring interference would lead one to underestimate the variance of the estimator.

4 Estimating the Indirect Effect

We now consider estimation of the indirect effect, i.e., how a typical unit responds to a change in its fraction of treated neighbors. There is some existing literature on this task; however, it has mostly focused on a setting where they have access to many independent networks [Baird, Bohren, McIntosh, and Özler, 2018, Basse and Feller, 2018, Hudgens and

Halloran, 2008, Tchetgen Tchetgen and VanderWeele, 2012]. This is also referred to as a partial interference assumption, which states that there are disjoint groups of units and spillover across groups is not allowed. Then total effects—and thus also indirect effect—can be identified by randomly varying the treatment probability π across different groups and regressing the mean outcome in each group against its treatment probability.

Meanwhile, in the single network setting, we note a recent paper by Leung [2020], who studies estimation of both direct and indirect effects when the degree of the exposure graph remains bounded as the sample size n gets large. He then proposes an estimator that is consistent and has a $1/\sqrt{n}$ rate of convergence. At a high level, the motivating insight behind his approach is that, in the case of a bounded-degree interference graph, we’ll be able to see infinitely many (linear in n) units for any specific treatment signature consisting of the number of neighbors, the number of treated neighbors and the treatment allocation. Hence we can take averages of outcomes with a given treatment signature, and use them to estimate various causal quantities. This strategy, however, does not seem to be extensible to denser graphs.

Our goal here is to develop methods for estimating the indirect effect that can work with a single network that is much denser than those considered by Leung [2020], i.e., where the typical node has $n\rho_n \gg 1$ following Assumption 4. We are not aware of any existing results in this setting. Our main contribution is an estimator, the PC balancing estimator, that can be used to estimate the indirect effect in a setting where the graphon G admits a low-rank representation, i.e., $G(u, v) = \sum_{k=1}^K \psi_k(u)\psi_k(v)$ for a small number K of measurable functions $\psi_k : [0, 1] \rightarrow \mathbb{R}$. We prove that our estimator converges to the indirect effect at rate $1/\sqrt{\rho_n}$ and satisfies a central limit theorem in the case $K = 1$, and provide numerical evidence suggesting that a similar result also holds for general values of K . At a high level, the reason we are able to consistently estimate the indirect effect from a single graph is that, even with reasonably dense graphs, some units will have a higher proportion of treated neighbors than others due to random fluctuations in the treatment assignment mechanism—and our graphon generative assumptions enable us to carefully exploit this variation for consistent estimation.

4.1 An Unbiased Estimator

We start by discussing a natural unbiased estimator for the indirect effect that starts from a simple generalization of Horvitz-Thompson weighting. Recall that the total effect is

$$\bar{\tau}_{\text{TOT}}(\pi) = \frac{d}{d\pi} \bar{V}(\pi), \quad \bar{V}(\pi) = \frac{1}{n} \sum_i \mathbb{E}_\pi [Y_i | Y(\cdot)]. \quad (19)$$

For any $\pi' \in (0, 1)$, the Horvitz-Thompson estimate of $\bar{V}(\pi)$ is

$$\hat{V}(\pi') = \frac{1}{n} \sum_{i=1}^n Y_i \left(\frac{\pi'}{\pi} \right)^{M_i + W_i} \left(\frac{1 - \pi'}{1 - \pi} \right)^{(N_i - M_i) + (1 - W_i)}, \quad (20)$$

where as usual M_i is number of treated numbers and N_i the number of neighbors. Thus, as $\bar{\tau}_{\text{TOT}}(\pi)$ is the derivative of $\bar{V}(\pi)$, one natural idea is to estimate $\bar{\tau}_{\text{TOT}}(\pi)$ by taking the derivative of $\hat{V}(\pi')$:

$$\hat{\tau}_{\text{TOT}}^{\text{U}}(\pi) = \frac{d}{d\pi} \hat{V}(\pi) = \frac{1}{n} \sum_i Y_i \left(\frac{M_i + W_i}{\pi} - \frac{N_i - M_i + 1 - W_i}{1 - \pi} \right). \quad (21)$$

One can immediately verify that this estimator is unbiased for $\bar{\tau}_{\text{TOT}}(\pi)$ (hence the superscript U) by noting that $\hat{V}(\pi')$ is unbiased for $\bar{V}(\pi')$ following the line of argumentation used in (9). We also note that unbiasedness in (21) follows immediately from the argument of Stein [1981] applied to the binomial distribution.

Next, the unbiased estimator of the total effect can be naturally decomposed into two parts:

$$\begin{aligned}\hat{\tau}_{\text{TOT}}^U &= \frac{1}{n} \sum_i Y_i \left(\frac{M_i + W_i}{\pi} - \frac{N_i - M_i + 1 - W_i}{1 - \pi} \right) \\ &= \frac{1}{n} \sum_i Y_i \left(\frac{W_i}{\pi} - \frac{1 - W_i}{1 - \pi} \right) + \frac{1}{n} \sum_i Y_i \left(\frac{M_i}{\pi} - \frac{N_i - M_i}{1 - \pi} \right) \\ &= \hat{\tau}_{\text{DIR}}^{\text{HT}} + \hat{\tau}_{\text{IND}}^U\end{aligned}\tag{22}$$

Recalling that $\hat{\tau}_{\text{DIR}}^{\text{HT}}$ is unbiased for $\bar{\tau}_{\text{DIR}}$, we see that $\hat{\tau}_{\text{IND}}^U$ is also unbiased for $\bar{\tau}_{\text{IND}}$. Unfortunately, however, despite its simple intuitive derivation and its unbiasedness, this estimator is not particularly accurate. More specifically, as shown below, its variance of it goes to infinity as $n \rightarrow \infty$ wherever $\sqrt{n}\rho_n \rightarrow \infty$; in other words, this estimator is inconsistent even if most units in the graph only share edges with a fraction $1/\sqrt{n}$ of other units.

Proposition 5. *Under the assumptions in Lemma 2,*

$$\text{Var} [\hat{\tau}_{\text{IND}}^U] \sim \nu n \rho_n^2, \text{ and } \text{Var} [\hat{\tau}_{\text{TOT}}^U] \sim \nu n \rho_n^2,$$

where $\nu = \mathbb{E} [(\pi f_{\theta_1}(1, \pi) + (1 - \pi) f_{\theta_1}(0, \pi)) g(U_1)]^2$.

In order to proceed with our goal of developing consistent estimators for the indirect effect that exploit our graphon generative model, we first need to understand why the simple unbiased estimator fails. To this end, consider a simple example where the graphon is a constant function: $G(U_i, U_j) = \rho_n$. This means that edges are formed independently with probability ρ_n . In this example, the unbiased estimator of the indirect effect has the form of

$$\begin{aligned}\hat{\tau}_{\text{IND}}^U &= \frac{1}{\pi(1 - \pi)n} \sum_i Y_i (M_i - \pi N_i) \\ &= \frac{\mu}{\pi(1 - \pi)n} \left(\sum_i M_i - \pi \sum_i N_i \right) + \frac{1}{\pi(1 - \pi)n} \sum_i (Y_i - \mu)(M_i - \pi N_i),\end{aligned}\tag{23}$$

where $\mu = \mathbb{E}[Y_i]$. In the above expression, the first term is problematic. Specifically $(\sum_i M_i - \pi \sum_i N_i) = \sum_{i,j} E_{ij}(W_j - \pi) = \sum_j N_j(W_j - \pi)$ is mean zero, but has variance of scale $n\rho_n^2$. Roughly speaking, this term has huge noise in it, but contains no information of the indirect effect. All useful information is contained in the second term. It has a non-zero (non-vanishing) mean and of constant scale.

More generally, consider a simple stochastic block model with K communities, where units are only allowed to interact with those in the same community. By unit i in community k , we mean that $U_i \in \mathcal{I}_k$, where $\mathcal{I}_1, \mathcal{I}_2 \dots \mathcal{I}_K$ are intervals forming a partition of $[0, 1]$. The corresponding graphon will be block diagonal. For simplicity, we assume the probability of forming an edge between two units in the same community is ρ_n , and the probability of

forming an edge between two units in different communities is 0. Let μ_k be the expectation of Y_i given that unit i is in community k . Let $k(i)$ denote which community unit i is in.

Similar to what we see in the above example where there is only one community, we can express the unbiased estimator in a form of

$$\begin{aligned}\hat{\tau}_{\text{IND}}^{\text{U}} &= \frac{1}{\pi(1-\pi)n} \sum_i (\mu_{k(i)} + (Y_i - \mu_{k(i)}))(M_i - \pi N_i) \\ &= \frac{1}{\pi(1-\pi)n} \sum_k \mu_k \left(\sum_{\{i:k(i)=k\}} (M_i - \pi N_i) \right) + \frac{1}{\pi(1-\pi)n} \sum_i (Y_i - \mu_{k(i)})(M_i - \pi N_i),\end{aligned}$$

The first term will again be problematic with mean zero and a variance of scale $n\rho_n^2$, and useful information is contained only in the second term.

Looking closely at what is happening here, if we express the unbiased estimator as a weighted average of the Y_i 's, i.e. $\hat{\tau}_{\text{IND}}^{\text{U}} = \sum_i \hat{\gamma}_i Y_i$, then the problematic term corresponds to $\sum_i \hat{\gamma}_i \mu_{k(i)}$ in the stochastic block model example. Note that $\mu_{k(i)}$ is a piecewise constant “function” of U_i in the sense that it will be the same for all unit i that are in the same community. Recall that our graphon is block diagonal in this example. Hence this sort of piecewise constant “function” also corresponds to principal components, or eigenvectors of the graphon. In other words, the variation of $\hat{\gamma}_i$'s along the direction of the principal components is huge. And this error term is the dominant error term that gives rise to the diverging variance phenomenon observed in Proposition 5.

4.2 The PC-Balancing Estimator

In this section, we will be focusing on a setting where the graphon is low rank with rank r , i.e. our graphon can be written in a form of

$$G(U_i, U_j) = \sum_{k=1}^r \lambda_k \psi_k(U_i) \psi_k(U_j) \quad (24)$$

for some function ψ_k . This is a flexible network model with many real-world applications in for example social networks and neural science [Athreya et al., 2017]. As analyzed in section 4.1, stochastic block model is a special case of the low rank graphon model, where r corresponds to the number of communities.

Motivated by the observations in section 4.1, we would like to remove the variation along the direction of the principal components of the graphon. Ideally, we would like to construct an estimator $\sum_i \hat{\gamma}_i Y_i$, such that $\sum_i \hat{\gamma}_i \psi_l(U_i) = 0$ for all $l \in \{1, \dots, r\}$, where $\psi_l(U_i)$ are the eigenvectors of the graphon. We achieve this by modifying the weights in the unbiased estimator. Specifically, we define a principal component balancing (or PC-balancing) estimator

$$\tilde{\tau}_{\text{IND}}^{\text{PC}} = \frac{1}{n} \sum_i Y_i \left(\frac{M_i}{\pi} - \frac{N_i - M_i}{1 - \pi} + \sum_k \tilde{\beta}_k \psi_k(U_i) \right) \quad (25)$$

where $\tilde{\beta}_k$'s are determined by solving the following equations

$$\sum_i \psi_l(U_i) \left(\frac{M_i}{\pi} - \frac{N_i - M_i}{1 - \pi} + \sum_k \tilde{\beta}_k \psi_k(U_i) \right) = 0, \quad (26)$$

Procedure 1. PC BALANCING ESTIMATOR

The following algorithm estimates the indirect treatment effect by modifying the weights in the unbiased estimator and balancing the estimated principal components of the graphon. The algorithm requires an input of rank r .

1. Compute the graph Laplacian,

$$L = \text{diag}(\underline{N})^{-1/2} E \text{diag}(\underline{N})^{-1/2}, \quad (27)$$

where \underline{N} is the vector of (N_1, N_2, \dots, N_n) , E is the adjacency matrix consisting of E_{ij} .

2. Diagonalize the graph Laplacian L and extract the first r eigenvectors. Let $\lambda_1, \lambda_2, \dots$ be the eigenvalues of L s.t. $|\lambda_1| \geq |\lambda_2| \geq \dots$. Let v_k be the eigenvector of L corresponding to the eigenvalue λ_k .

3. Estimate the principal components of the graphon by taking

$$\hat{\psi}_k(U_i) = \sqrt{N_i}(v_k)_i, \quad (28)$$

for $i \in \{1, \dots, n\}$ and $k \in \{1, \dots, r\}$.

4. Compute the PC balancing estimator

$$\hat{\tau}_{\text{IND}}^{\text{PC}} = \frac{1}{n} \sum_i Y_i \left(\frac{M_i}{\pi} - \frac{N_i - M_i}{1 - \pi} + \sum_k \hat{\beta}_k \hat{\psi}_k(U_i) \right), \quad (29)$$

where the $\hat{\beta}_k$'s are determined by solving the following equations

$$\sum_i \hat{\psi}_l(U_i) \left(\frac{M_i}{\pi} - \frac{N_i - M_i}{1 - \pi} + \sum_k \hat{\beta}_k \hat{\psi}_k(U_i) \right) = 0, \quad (30)$$

for all $l = 1, 2, \dots, r$.

for all $l = 1, 2, \dots, r$. To explain the name, ψ_k is the k -th principal component and $\tilde{\beta}_k$'s are selected to balance the principal components.

Here if we think of the estimator as a weighted average of Y_i 's, i.e. $\hat{\tau}_{\text{IND}}^{\text{PC}} = \sum_i \tilde{\gamma}_i Y_i$, then $\tilde{\gamma}_i = \left(\frac{M_i}{\pi} - \frac{N_i - M_i}{1 - \pi} + \sum_k \tilde{\beta}_k \psi_k(U_i) \right) / n$ become the new weights. With the new weights $\tilde{\gamma}_i$, we indeed have $\sum_i \tilde{\gamma}_i \psi_l(U_i) = 0$, and hence successfully remove the variation along the direction of principal components, and get rid of the problematic term in the unbiased estimator.

In practice, as the graphon is unknown, we don't have access to $\psi_k(U_i)$ directly, and we'll need to estimate $\psi_k(U_i)$. Note that if the graphon is low rank as in (24), then the edge probability matrix $[G_n(U_i, U_j)]$ will also be a low rank matrix (when $G_n = \rho_n G$), and its eigenvector corresponds to $\psi_k(U_i)$. We also note that the adjacency matrix E is a noisy

observation of this low rank edge probability matrix. Hence a natural way of estimating $\psi_k(U_i)$ would be to diagonalize the graph Laplacian. Specifically, we will estimate $\psi_k(U_i)$ in the following way. Define the graph Laplacian to be $L = \text{diag}(\underline{N})^{-1/2} E \text{diag}(\underline{N})^{-1/2}$, where \underline{N} is the vector of (N_1, N_2, \dots, N_n) , E is the adjacency matrix consisting of E_{ij} . We extract the first r eigenvectors of L . Let $\lambda_1, \lambda_2, \dots$, be the eigenvalues of L s.t. $|\lambda_1| \geq |\lambda_2| \geq \dots$. Let v_k be the eigenvector of L corresponding to the eigenvalue λ_k . We estimate $\psi_k(U_i)$ by taking $\hat{\psi}_k(U_i) = \sqrt{N_i}(v_k)_i$, for $i \in \{1, \dots, n\}$ and $k \in \{1, \dots, r\}$.

Then with the estimated $\hat{\psi}_k(U_i)$, the PC balancing estimator becomes

$$\hat{\tau}_{\text{IND}}^{\text{PC}} = \frac{1}{n} \sum_i Y_i \left(\frac{M_i}{\pi} - \frac{N_i - M_i}{1 - \pi} + \sum_k \hat{\beta}_k \hat{\psi}_k(U_i) \right), \quad (31)$$

where $\hat{\psi}_k$ is some estimator of $\psi_k(U_i)$ and the $\hat{\beta}_k$'s are determined by solving the following equations

$$\sum_i \hat{\psi}_l(U_i) \left(\frac{M_i}{\pi} - \frac{N_i - M_i}{1 - \pi} + \sum_k \hat{\beta}_k \hat{\psi}_k(U_i) \right) = 0, \quad (32)$$

for all $l = 1, 2, \dots, r$.

We summarize the above procedure in Procedure 1.

4.3 Formal Results

We now present some formal results regarding the PC balancing estimator here. For now, we work in the case where the graphon is a rank-1 graphon, and show that the estimator is consistent in the sparse graph setting and further establish a central limit theorem for it. The reason we work in the rank-1 setting is that, here, a closed-form expression is available for our estimator. We'll show in the next section (section 4.4) through numerical experiment that the central limit theorem seems to hold for higher rank graphons as well, and we intend to also study this case formally in upcoming work.

By the Perron-Frobenius theorem, one immediately sees that the first eigenvector of the graph Laplacian L (as in (27)) is proportional to the vector with entries $\sqrt{N_i}$. Hence the estimated first PC will always be proportional to the vector with entries N_i , and all our PC-balancing estimator needs to do is to balance N_i . In other words in a rank-1 case, the estimator can be written as follows.

$$\hat{\tau}_{\text{IND}}^{\text{PC}} = \frac{1}{n} \sum_i Y_i \left(\frac{M_i}{\pi} - \frac{N_i - M_i}{1 - \pi} + \hat{\beta} N_i \right), \quad (33)$$

where $\hat{\beta}$ can be found by balancing for N_i , i.e.

$$\sum_i N_i \left(\frac{M_i}{\pi} - \frac{N_i - M_i}{1 - \pi} + \hat{\beta} N_i \right) = 0. \quad (34)$$

Solving for $\hat{\beta}$, we get

$$\hat{\beta} = - \frac{\sum_i N_i (M_i - \pi N_i)}{\pi (1 - \pi) \sum_i N_i^2}. \quad (35)$$

Our goal is to establish consistency and asymptotic normality of this estimator.

To this end, we need a few more technical assumptions. We define a Bernstein's condition as in [Wainwright \[2019\]](#) to help explain the technical assumptions. Given a random variable X with mean $\mu = \mathbb{E}[X]$ and variance $\sigma^2 = \mathbb{E}[X^2] - \mu^2$, we say that Bernstein's condition with parameter b holds if

$$|\mathbb{E}[(X - \mu)^k]| \leq \frac{1}{2} k! \sigma^2 b^{k-2} \quad \text{for } k = 2, 3, 4, \dots \quad (36)$$

[Wainwright \[2019\]](#) shows one sufficient condition for Bernstein's condition to hold is that X be bounded.

Theorem 6 (Central Limit Theorem for PC Balancing Estimator: Sparse Graph). *Under the conditions of Proposition 1, suppose further that (11) from Lemma 2 holds. In addition, we assume that we have a sparse graph and that*

$$\rho_n = O(n^{-\kappa}), \text{ for some } \kappa > 0 \quad (37)$$

and that for $U_1, U_2 \stackrel{i.i.d}{\sim} \text{Unif}(0, 1)$,

$$G(U_i, U_j) \text{ satisfies the Bernstein condition (36) with parameter } b. \quad (38)$$

If we have a rank-1 graphon,

$$G(U_i, U_j) = \psi(U_i)\psi(U_j), \quad (39)$$

then the PC balancing estimator satisfies

$$\frac{\hat{\tau}_{\text{IND}}^{\text{PC}} - \tau_{\text{IND}}}{\sqrt{\rho_n} \sigma_{\text{IND}}} \rightarrow \mathcal{N}(0, 1), \quad \frac{\hat{\tau}_{\text{IND}}^{\text{PC}} - \bar{\tau}_{\text{IND}}}{\sqrt{\rho_n} \sigma_{\text{IND}}} \rightarrow \mathcal{N}(0, 1), \quad (40)$$

where $\sigma_{\text{IND}}^2 = \mathbb{E}[G(U_1, U_2)(\alpha_1^2 + \alpha_1 \alpha_2)] + \mathbb{E}[g(U_1)\eta_1^2]/(\pi(1-\pi))$, $\alpha_i = f_{\theta_i}(1, \pi) - f_{\theta_i}(0, \pi)$, $b_i = \pi f_{\theta_i}(1, \pi) + (1-\pi)f_{\theta_i}(0, \pi)$ and $\eta_i = b_i - \mathbb{E}[b_i g(U_i)]g(U_i)/h$.

Theorem 6 shows that in the sparse graph setting, we have the PC-balancing estimator being a consistent estimator of both τ_{IND} and $\bar{\tau}_{\text{IND}}$. Further it has a asymptotic normal distribution. Note that this is in a different regime as in [\[Leung, 2020\]](#). [Leung \[2020\]](#) showed a consistency result and a central limit theorem when the degree of the exposure graph is of constant scale, yet our results here are for much denser graphs.

The rate of convergence of the PC balancing estimator is $\sqrt{\rho_n}$. The sparser the graph, the better the rate. This is consistent with our intuition that denser graphs are harder to deal with. In the most extreme case, if the exposure graph has a bounded degree, then there are only finitely many combination of (W_i, M_i, N_i) , i.e. (treatment, number of treated neighbors, number of neighbors). Hence potential outcomes can be easily learned from taking the average of all units with the same (W_i, M_i, N_i) . Yet in the other extreme, if we have a complete graph, then $M_i + W_i$ is the same for all i , equal to the total number of treated units. Hence when estimating indirect effect, i.e. the effect of proportion of treated neighbors on the outcome, it's impossible to remove the direct effect from it.

Note also that this rate of convergence $\sqrt{\rho_n}$ is worse than the rate for estimating the direct effect, $1/\sqrt{n}$. Although this is by no means an optimality result, this still illustrates from some perspective the hardness of estimating indirect effect comparing to direct effect. Intuitively, Proposition 1 shows that estimating the direct effect is roughly about estimating

the difference between some potential outcomes, yet the estimating indirect effect is about estimating the derivative, which is in general substantially harder.

With the results for indirect effect, we can naturally get similar results for the total effects. Define $\hat{\tau}_{\text{TOT}}^{\text{PC}} = \hat{\tau}_{\text{IND}}^{\text{PC}} + \hat{\tau}_{\text{DIR}}^{\text{HT}}$. Note that by Theorem 3, $\text{Var}[\hat{\tau}_{\text{DIR}}^{\text{HT}}] = \mathcal{O}_p(\frac{1}{n}) \ll \rho_n$. Hence a central limit theorem for $\hat{\tau}_{\text{TOT}}^{\text{PC}}$ can be obtained as well.

Corollary 7. *Under the same condition as in Theorem 6, we have the PC balancing estimator of the total effect*

$$\frac{\hat{\tau}_{\text{TOT}}^{\text{PC}} - \tau_{\text{TOT}}}{\sqrt{\rho_n} \sigma_{\text{IND}}} \rightarrow \mathcal{N}(0, 1), \quad \frac{\hat{\tau}_{\text{TOT}}^{\text{PC}} - \bar{\tau}_{\text{TOT}}}{\sqrt{\rho_n} \sigma_{\text{IND}}} \rightarrow \mathcal{N}(0, 1), \quad (41)$$

where $c(U_i, U_j)$ and σ_{IND} are defined the same way as in Theorem 6.

Despite the difficulty in the dense graph setting, i.e. $\rho_n = 1$, we can explicitly characterize the bias and variance of the estimator, which are both of constant order.

Theorem 8 (Variance and Bias of PC balancing estimator: Dense Graph). *Under the conditions of Proposition 1, suppose further that Condition 11 holds. In addition, we assume that we have a dense graph i.e.*

$$\rho_n = 1, \text{ and } G = G_n \quad (42)$$

If we have a rank-1 graphon,

$$G(U_i, U_j) = \psi(U_i)\psi(U_j), \quad (43)$$

then the PC balancing estimator satisfies

$$\hat{\tau}_{\text{IND}}^{\text{PC}} - \tau_{\text{IND}} = \text{Bias} + \epsilon + \mathcal{O}_p\left(\frac{1}{\sqrt{n}}\right), \quad \hat{\tau}_{\text{IND}}^{\text{PC}} - \bar{\tau}_{\text{IND}} = \text{Bias} + \epsilon + \mathcal{O}_p\left(\frac{1}{\sqrt{n}}\right), \quad (44)$$

where

$$\begin{aligned} \text{Bias} = & -\frac{1}{h} \mathbb{E}[h(U_i)g(U_i)(f_{\theta_i}(1, \pi) - f_{\theta_i}(0, \pi))] \\ & - \frac{\mathbb{E}[h(U_i)g(U_i)]}{\bar{h}\bar{g}} [(\pi f'_{\theta_i}(1, \pi) + (1 - \pi)f'_{\theta_i}(0, \pi))g(U_j)], \end{aligned} \quad (45)$$

$\mathbb{E}[\epsilon] = 0$ and $\epsilon = \mathcal{O}_p(1)$, i.e. for any $\delta > 0$, there exists $M, N > 0$, s.t. $\mathbb{P}[|\epsilon| \geq M] \leq \delta$ for any $n > N$.

If we have a dense graph, then both the variance and bias of the estimator are of constant order. If $f_{\theta}(1, \pi) > f_{\theta}(0, \pi)$, $f'_{\theta}(1, \pi) > 0$ and $f'_{\theta}(0, \pi) > 0$ holds for all θ , then the bias is negative. The condition above means that for each unit, both getting a treatment itself and increasing the proportion of treated neighbors are helpful in increasing the potential outcome. Under this circumstance, our estimator is underestimating the true effect.

If we have a complete graph, then both h and g are 1. In this case the bias is $-\mathbb{E}[(f_{\theta_i}(1, \pi) - f_{\theta_i}(0, \pi))] - \mathbb{E}[\pi f'_{\theta_i}(1, \pi) + (1 - \pi)f'_{\theta_i}(0, \pi)]$, which is exactly $-\tau_{\text{TOT}}$. Then as mentioned above, if we define the PC balancing estimator for total effect to be $\hat{\tau}_{\text{TOT}}^{\text{PC}} = \hat{\tau}_{\text{IND}}^{\text{PC}} + \hat{\tau}_{\text{DIR}}^{\text{HT}}$, we'll get that $\mathbb{E}[\hat{\tau}_{\text{TOT}}^{\text{PC}}] = \text{Bias} + \tau_{\text{TOT}} = 0$. This is consistent with the intuition that if we have a complete graph, it's basically impossible to consistently estimate the indirect effect.

Qualitatively, the impossibility can be explained as follows. In this case for each unit i , let m be the total number of treated neighbors. Then for each unit i , there are only two possibilities of (W_i, M_i) : they are either $(1, m-1)$ or $(0, m)$. To estimate indirect effect, we need to contrast units with different proportion of treated neighbors, but in this case, if one unit has higher proportion of treated neighbors than another, then the treatment are also different for the two. Even worse, the effect of treatment on potential outcome is of order 1, yet the effect of proportion of treated neighbors on potential outcome is of order $1/n$, because the maximum difference between proportion of treated neighbors will be $1/(n-1)$. It's hence impossible to remove the bias of direct effect when we estimate indirect effect.

This bias comes from balancing the principal components. Comparing to the unbiased estimator, there is a bias-variance tradeoff. By increasing the bias by an amount that becomes negligible as $\rho_n \rightarrow 0$, we successfully reduce the variance from order $n\rho_n^2$ to the order ρ_n .

4.4 Numerical Experiments

We present a few simulation results in this section. Specifically, we compare the MSE of the unbiased estimator and PC balancing estimator under a few different settings. Then we move on to show the accuracy of Theorem 6 by comparing the realized distribution and predicted Gaussian distribution. Note that although currently Theorem 6 is for the case where the graphon is rank-1, the numerical results in this section seems to suggest that it holds for higher rank graphons.

4.4.1 Mean square errors of $\hat{\tau}_{\text{IND}}^{\text{PC}}$ and $\hat{\tau}_{\text{IND}}^{\text{U}}$

We compare the MSE of the unbiased estimator $\hat{\tau}_{\text{IND}}^{\text{U}}$ and the PC balancing estimator $\hat{\tau}_{\text{IND}}^{\text{PC}}$. We'll see that $\hat{\tau}_{\text{IND}}^{\text{U}}$ has an MSE going to infinity yet the MSE of $\hat{\tau}_{\text{IND}}^{\text{PC}}$ goes to zero as predicted.

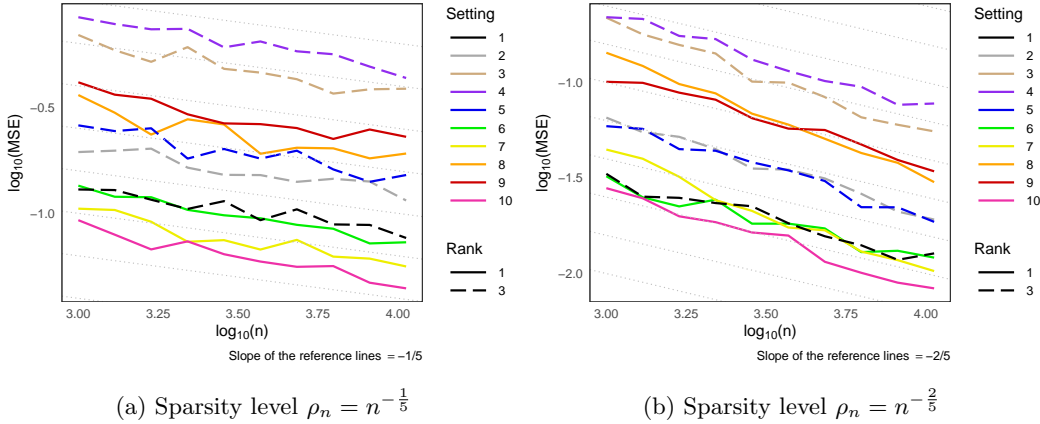


Figure 3: MSE of the PC balancing estimator $\hat{\tau}_{\text{IND}}^{\text{PC}}$

In Figure 3a and 3b, we plot the log mean square error of $\hat{\tau}_{\text{IND}}^{\text{PC}}$ versus $\log(n)$. By Theorem 6, we know that $\mathbb{E} \left[(\hat{\tau}_{\text{IND}}^{\text{PC}} - \tau_{\text{IND}})^2 \right] \asymp \rho_n$, hence the relationship should be linear with a

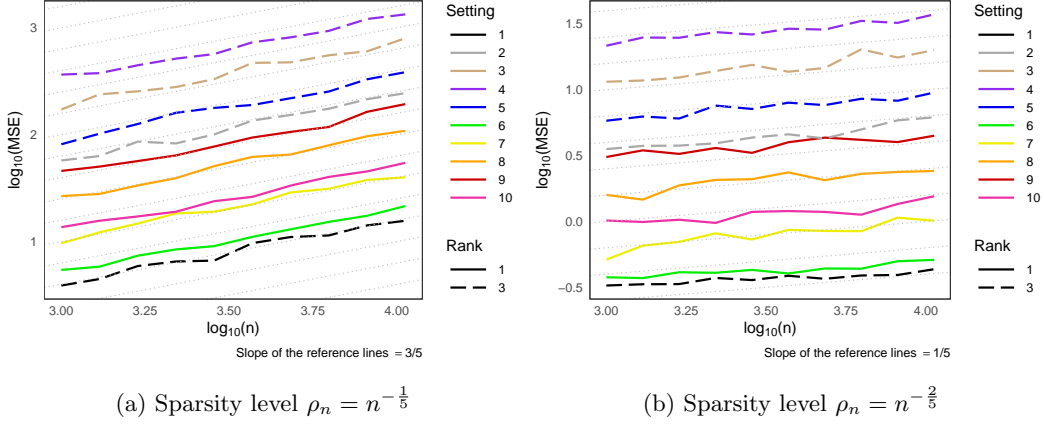


Figure 4: MSE of the unbiased estimator $\hat{\tau}_{IND}$

slope of $-\frac{1}{5}$ if $\rho_n = n^{-\frac{1}{5}}$ and $-\frac{2}{5}$ if $\rho_n = n^{-\frac{2}{5}}$. We can see from the two figures that the slope of the realized MSE is aligned with the prediction from theory.

In Figure 4a and 4b, we plot the log mean square error of $\hat{\tau}_{IND}^U$ versus $\log(n)$. By Proposition 5, we know that $\mathbb{E} \left[(\hat{\tau}_{IND}^U - \tau_{IND})^2 \right] \asymp n\rho_n^2$, hence the relationship should be linear with a slope of $\frac{3}{5}$ if $\rho_n = n^{-\frac{1}{5}}$ and $\frac{1}{5}$ if $\rho_n = n^{-\frac{2}{5}}$. The slope of the realized MSE is again aligned with the prediction from theory.

4.4.2 Distribution of $\hat{\tau}_{IND}^{PC}$

We consider a rank-3 stochastic block model and a graph with $n = 1,000,000$ nodes. Figure 5 shows the distribution of the PC balancing estimators $\hat{\tau}_{IND}^{PC}$ across $N = 1000$ simulations. We see that the distribution of the estimator closely matches the limiting Gaussian distribution from Section 4.3 (in red).

5 Application: Sensitivity to Interference in RCTs

The main focus of this paper has been to understand how random graph generative assumptions can be used to derive motivate powerful estimators for the direct and indirect effects. A potential limitation of a direct application of the central limit results from Theorems 3 and 6, however, is that the derived asymptotic variances depend on unknown functionals of G and the f_θ that may be difficult to estimate in practice. In this section, we explore an alternative approach to using our results in practice, starting from conservative bounds for unknown components in the asymptotic variance.

As motivation for our discussion, consider the following randomized controlled trial run by [Duflo, Greenstone, Pande, and Ryan \[2013\]](#). The authors study how environmental regulations can help curb industrial pollution in Gujarat, India. In the status quo, the state has specified limits on how much firms may pollute, and industrial plants need to hire independent auditors to verify compliance. The authors are concerned, however, about a conflict of interest: Because plants hire their own auditors, the auditors may be incentivized to turn a blind eye to potential non-compliance in order to get hired again.

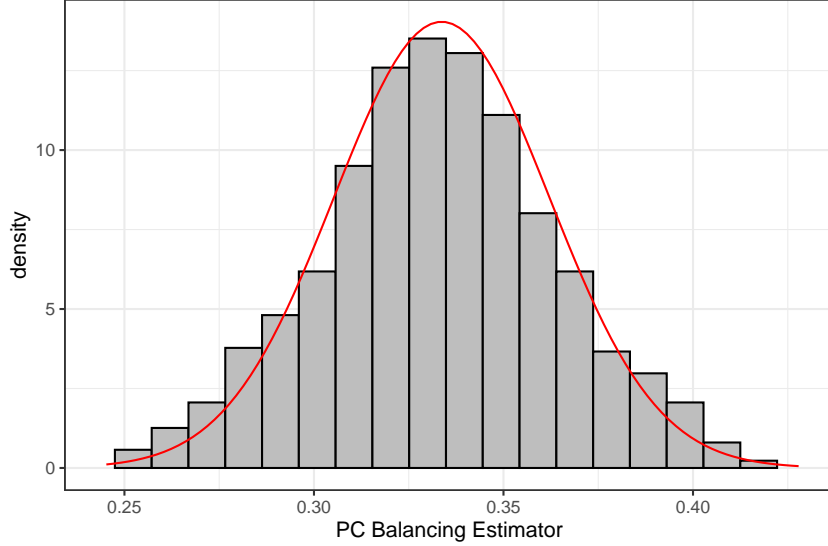


Figure 5: Histogram of $\hat{\tau}_{\text{IND}}^{\text{PC}}$ and the normal approximation

To test this hypothesis, [Duflo et al. \[2013\]](#) consider a sample of $n = 473$ audit-eligible plants in Gujarat, and randomly assigned half of these plants (i.e., $\pi = 0.5$) to a treatment designed to make auditors work more independently, while the control group remained with the status quo. The treatment had multiple components, including pre-specifying the auditor (instead of letting the plants hire their own auditors), and using a fixed fee rather than a fee negotiated between the plant and the auditor; see [Duflo et al. \[2013\]](#) for details. The authors find a substantial effect of changing the audit mechanism. In particular, they find that plants in the treatment condition reduced combined water and air pollutant emissions by $\hat{\tau} = -0.211$ standard deviations of the pollutant emission distribution for control plants, with an associated standard error estimate of 0.99 and a 95% confidence interval $\tau \in (0.017, 0.405)$.

The analysis used in [Duflo et al. \[2013\]](#) did not consider interference effects, i.e., it assumed that enrolling a specific plant i in the treatment condition only affected pollution levels for the i -th plant, not the others. This is, however, a potentially problematic assumption: For example, one might be concerned that some plants are in close contact with each other, and that having one plant be enrolled in the treatment condition would also make some of its closely associated plants reconsider non-compliant pollution.

If we're worried about interference, how should we reassess the point estimate $\hat{\tau} = -0.211$? What about the associated confidence interval? As discussed in Section 3, the work of [Sävje, Aronow, and Hudgens \[2017\]](#) already provides a good answer to the first question: In the presence of interference, we should understand $\hat{\tau} = -0.211$ as an estimate of the direct effect of treatment, while marginalizing over the ambient treatment assigned to other plants. However, the answer to the second question is more delicate. [Sävje et al. \[2017\]](#) provide some bounds for the variance of $\hat{\tau}$, but they are not sharp enough to quantitatively engage with the confidence interval of [Duflo et al. \[2013\]](#).³ In contrast, if we are willing to

³In their Proposition 2, [Sävje et al. \[2017\]](#) argue that the error of $\hat{\tau}$ scales as $\mathcal{O}_p(\sqrt{\sum_{i,j=1}^n H_{ij}/n^2})$,

work with random graph asymptotics, Theorem 3 provides a \sqrt{n} -scale central limit theorem for $\hat{\tau}$; and all that remains to do is bound the terms that arise in the asymptotic variance.

Now, the exact form of the required variance inflation of course depends on quantities we simply do not know here (e.g., it depends on G , but here we do not know who interferes with whom—or even whether interference effects exist at all), and so we cannot use the central limit theorem directly. Thus, in order to assess the sensitivity of the findings in Duflo et al. [2013], the best we can hope for is to pair the structure of our result from Theorem 3 with subject-matter intuition in order to derive conservative bounds for the variance inflation induced by interference.

To this end recall that, under the assumptions of Theorem 3, the Hájek estimator $\hat{\tau}$ satisfies a central limit theorem⁴

$$\begin{aligned} \sqrt{n}(\hat{\tau} - \bar{\tau}_{\text{DIR}}) &\Rightarrow \mathcal{N}(0, \sigma_0^2 + \pi(1 - \pi)V), \quad V = \text{Var}[R_i] + 2\text{Cov}[R_i, Q_i] + \mathbb{E}[Q_i^2] \\ Q_i = Q(U_i) &= \mathbb{E}\left[\frac{G(U_i, U_j)(f'_{\theta_j}(1, \pi) - f'_{\theta_j}(0, \pi))}{g(U_j)} \mid U_i\right], \end{aligned} \quad (46)$$

where $V_0 = \text{Var}[R_i]$ measures the asymptotic variance of the Hájek estimator for the average treatment effect that ignores interference effects. By Cauchy-Schwarz, we immediately see that

$$V \leq V_0 + 2\sqrt{V_0 \mathbb{E}[Q_i^2]} + \mathbb{E}[Q_i^2]. \quad (47)$$

Thus, if we use the original standard error estimate from Duflo et al. [2013] for V_0 , i.e., we set $(\sigma_0^2 + \pi(1 - \pi)V_0)/n = 0.099^2$, then bounding the asymptotic variance term in (46) reduces to bounding $\mathbb{E}[Q_i^2]$.

It now remains to develop useful bounds for $\mathbb{E}[Q_i^2]$, in terms of assumptions on both the graphon G and the potential outcome functions $f_\theta(w, \pi)$. To gain an understanding of the trade-offs at play here, we consider one example where the variance inflation due to interference is exactly zero, one with non-zero but manageable variance inflation, and one where the variance inflation may get out of control easily.

Example 1 (Additive Interference). Suppose interference is additive and that units respond to their neighbors treatment in the same way regardless of their own treatment status, i.e., $f_\theta(w, \pi) = a_\theta(w) + b_\theta(\pi)$. Then $f'_{\theta_j}(0, \pi) = f'_{\theta_j}(1, \pi)$ and $\mathbb{E}[Q_i^2] = 0$, meaning that interference has no effect on the asymptotic variance in (46), i.e., $V = V_0$. Thus interference only affects the precision of the Hájek estimator if $f_\theta(w, \pi)$ is non-additive in its arguments.

Example 2 (Disjoint Communities Model). Now suppose that we can divide the graphon G into $k = 1, \dots, K$ non-overlapping communities, such that the G is the sum of an overall rank-1 term and K community-specific rank-1 terms. More specifically, we assume that there

where $H_{ii} = 1$ for all $i = 1, \dots, n$ and for $i \neq j$ if there exist a node $k \neq i, j$ such that $E_{ik} = E_{jk} = 1$; and $H_{ij} = 0$ else. In order to make use of this bound in practice, one would need to make the constants explicit, and to commit to a bound on the term $\sum_{i,j=1}^n H_{ij}/n^2$ which, essentially, measures the fraction of pairs of nodes that share a common neighbor.

⁴The estimate $\hat{\tau} = -0.211$ of Duflo et al. [2013] was derived from a linear regression with fixed effects for sub-regions of Gujarat. The regression also included multiple observations per plant, and then clustered standard errors at the plant level. Here, we conduct a sensitivity analysis as though the point estimate $\hat{\tau}$ had been derived via a Hájek estimator, which is equivalent to linear regression without fixed effects and without multiple observations per plant. It is likely that a sensitivity analysis that also took into account fixed effects and repeated observations would give a similar qualitative picture; however, the formal results from our paper are not directly applicable to that setting.

exist intervals $I_k \subset [0, 1]$ such that $G(u, v) = a_0(u)a_0(v) + \sum_{k=1}^K 1(\{u, v \in I_k\}) a_k(u)a_k(v)$ for some functions $a_k : I_k \rightarrow [0, 1]$. Given this setting, we can check that for any $u \in I_k$

$$g(u) = a_0(u)\bar{a}_0 + a_k(u)\bar{a}_k, \quad \bar{a}_0 = \int_0^1 a_0(v) dv, \quad \bar{a}_k = \int_{I_k} a_k(v) dv, \quad (48)$$

and so

$$\begin{aligned} Q(u) &= \int_0^1 \frac{a_0(u)a_0(v) + 1(\{v \in I_k\}) a_k(u)a_k(v)}{a_0(v)\bar{a}_0 + \sum_{k'=1}^K 1(\{v \in I_{k'}\}) a_{k'}(v)\bar{a}_{k'}} \mathbb{E} [f'_{\theta_j}(1, \pi) - f'_{\theta_j}(0, \pi) \mid U_j = v] \\ &\leq \frac{a_0(u)}{\bar{a}_0} \mathbb{E} [f'_{\theta_j}(1, \pi) - f'_{\theta_j}(0, \pi)] + \frac{a_k(u)}{\bar{a}_k} \mathbb{E} [f'_{\theta_j}(1, \pi) - f'_{\theta_j}(0, \pi) \mid U_j \in I_k]. \end{aligned} \quad (49)$$

Pursuing this line of reasoning and applying Cauchy-Schwarz, we then find that

$$\begin{aligned} \frac{1}{2} \mathbb{E} [Q_i^2] &\leq \frac{\mathbb{E} [a_0^2(U_i)]}{\mathbb{E} [a_0(U_i)]^2} \mathbb{E} [f'_{\theta_i}(1, \pi) - f'_{\theta_i}(0, \pi)]^2 \\ &\quad + \sum_{k=1}^K \mathbb{P} [U_i \in I_k] \frac{\mathbb{E} [a_k^2(U_i) \mid U_i \in I_k]}{\mathbb{E} [a_k(U_i) \mid U_i \in I_k]^2} \mathbb{E} [f'_{\theta_i}(1, \pi) - f'_{\theta_i}(0, \pi) \mid U_i \in I_j]^2. \end{aligned} \quad (50)$$

In other words, we've found that $\mathbb{E} [Q_i^2]$ can be bounded in terms of moments of $f'_{\theta_i}(1, \pi) - f'_{\theta_i}(0, \pi)$ across the disjoint communities, and in terms of the coefficient of variation of the functions $a_k(u)$ that determine the average degree of different nodes.

Example 3 (Star Graphon). We end with star-shape interference graphs, and find that they exhibit strong variance inflation due to interference. Pick some small $\eta > 0$ and some $a \in (0, 1)$, and let $G(u, v) = 1(\{u \leq \eta \text{ or } v \leq \eta\}) a$. Then $g(u) = a$ if $u \leq \eta$ and $g(u) = \eta a$ if $u > \eta$, meaning that

$$\begin{aligned} Q(u) &= \int_0^\eta \mathbb{E} [f'_{\theta_j}(1, \pi) - f'_{\theta_j}(0, \pi) \mid U_j = v] dv \\ &\quad + \eta^{-1} 1(\{u \leq \eta\}) \int_\eta^1 \mathbb{E} [f'_{\theta_j}(1, \pi) - f'_{\theta_j}(0, \pi) \mid U_j = v] dv. \end{aligned} \quad (51)$$

Then, in the limit where the nucleus of the “star” gets small, i.e., $\eta \rightarrow 0$, we see that

$$\lim_{\eta \rightarrow 0} \eta \mathbb{E} [Q_i^2] = \mathbb{E} [f'_{\theta_i}(1, \pi) - f'_{\theta_i}(0, \pi)]^2, \quad (52)$$

i.e., the variance inflation term diverges at rate η^{-1} . The reason this phenomenon occurs is that the treatment assignments for a small number units in the nucleus has a large effect on the outcomes of everyone in the system, and this leads to a considerable amount of variance.

In order to study the sensitivity of the findings of [Duflo et al. \[2013\]](#) to interference, we first need to choose some high-level assumptions on G to work with. Here, we move forward in the setting of [Example 2](#), i.e., under the assumption that interference effects is dominated by links between disjoint and unstructured communities. It thus remains to bound the terms in (50). We consider the following:

1. We assume that both the main effects and interference effects are negative (i.e., independent audits reduce pollution overall), and that indirect effects are weaker than the main effects, i.e., $f_{\theta_i}(1, \pi) - f_{\theta_i}(0, \pi) \leq f'_{\theta_i}(0, \pi)$, $f'_{\theta_i}(1, \pi) \leq 0$, and in particular $\mathbb{E} [f'_{\theta_i}(1, \pi) - f'_{\theta_i}(0, \pi)]^2 \leq \tau_{\text{DIR}}^2$.
2. We assume that all terms in (50) that depend on stochastic fluctuations of $a_k(u)$ and $\mathbb{E} [f'_{\theta_i}(1, \pi) | U_i = u]$ can be controlled by considering these terms constant and then inflating the resulting bound by a factor 2.

Pooling all this together, we get that

$$\mathbb{E} [Q_i^2] \leq 8 \tau_{\text{DIR}}^2. \quad (53)$$

We do not claim that all the steps leading to (53) are all undisputable, but simply that it's a potentially reasonable starting point for a sensitivity analysis; other subject-matter intuitions may lead to other alternatives to (53) that can be discussed when interpreting results of an application.

Our final goal is the to use this bound on $\mathbb{E} [Q_i^2]$ to see how much we might need to inflate confidence intervals to account for interference. To do so, we proceed by inverting a level- α hypothesis test. Given (47) and (53), the following chi-squared test will only reject with probability at most α under the null-hypothesis $H_0 : \tau_{\text{DIR}} = \tau_0$:

$$1 \left(\left\{ (\hat{\tau} - \tau_0)^2 \geq \frac{\Phi(1 - \alpha/2)^2}{n} \left(\sigma_0^2 + \pi(1 - \pi) \left(V_0 + 2\sqrt{8V_0\tau_0^2} + 8\tau_0^2 \right) \right) \right\} \right) \quad (54)$$

In our specific case, recall that $\pi = 1/2$ and $n = 473$, and we assumed that $(\sigma_0^2 + \pi(1 - \pi)V_0)/n = 0.099^2$. This leaves the relationship between σ_0^2 and V_0 unspecified; however, we can maximize the noise term in (54) by setting $\sigma_0^2 = 0$ and $V_0 = 4 \times 473 \times 0.99^2$, which is what we do here, resulting in a fully specified hypothesis test,

$$1 \left(\left\{ (\hat{\tau} - \tau_0)^2 \geq \Phi(1 - \alpha/2)^2 (0.0098 + 0.0129 |\tau_0| + 0.0042\tau_0^2) \right\} \right), \quad (55)$$

which we can now invert.

By applying this strategy, we obtain the following interference-robust 95% confidence interval: $\tau_{\text{DIR}} \in (0.015, 0.464)$. Recall that, in contrast, the unadjusted Gaussian confidence interval was $(0.017, 0.405)$. Interestingly, while our interference adjustment noticeably increased the upper endpoint of this interval, it barely touched the lower endpoint at all; and, as a consequence of this, we are still able to reject the null that $\tau_{\text{DIR}} = 0$ at the 95% level. Figure 6 shows the intervals obtained by inverting (55) for different significance levels α .

The reason our confidence intervals are less sensitive to interference as we approach 0 is that we assumed above that indirect effects should be bounded on the order of direct effects; thus, when testing a null hypothesis that direct effects are very small, the variance inflation due to indirect effects should also be small. If one were to make different assumptions (e.g., that indirect effects may be large even when direct effects are small), a sensitivity analysis might lead to different conclusions.

A thorough sensitivity analysis of the robustness of the results of [Duflo et al. \[2013\]](#) to interference would also involve examining different assumptions on the graphon, etc., and comparing findings across settings. However, we hope that our discussing so far has helped highlight the promise of using random graph analysis to quantitatively and usefully assess robustness of treatment effect estimators to potential variance inflation due to interference.

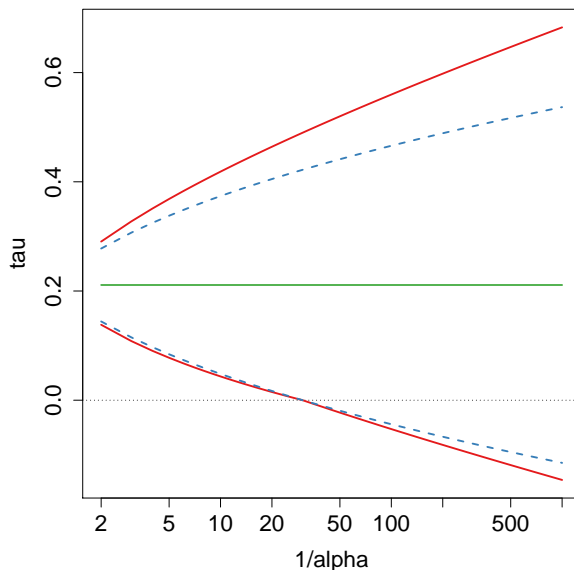


Figure 6: Level- α confidence intervals for the direct effect τ_{DIR} in the setting of [Duflo et al. \[2013\]](#). The dashed blue lines denote upper and lower endpoints of a basic Gaussian confidence interval with standard error estimate 0.099, while the solid red curves denote intervals endpoints of a confidence interval derived by inverting (55). The solid line at $\tau = 0.211$ denotes the point estimate.

6 Discussions

We’ve gotten positive results for estimating both the direct and indirect effects. One might get optimistic and ask about more ambitious targets too. One natural estimand of interest is the potential outcome at a different level of intervention: $\bar{V}(\pi) = \frac{1}{n} \sum_i \mathbb{E}_\pi [Y_i | Y(\cdot)]$ as defined in (19). We have an unbiased estimator of $\bar{V}(\pi)$ from (20):

$$\hat{V}(\pi') = \frac{1}{n} \sum_{i=1}^n Y_i \left(\frac{\pi'}{\pi} \right)^{M_i + W_i} \left(\frac{1 - \pi'}{1 - \pi} \right)^{(N_i - M_i) + (1 - W_i)}. \quad (56)$$

Yet the following proposition shows that the variance of this estimator is exponential in $n\rho_n$.

Proposition 9. *Under Assumptions 1–4, with treatment assigned independently as $W_i \sim \text{Bernoulli}(\pi)$ for some $0 < \pi < 1$. If $\mathbb{E}[Y_i^2 | M_i, N_i, W_i] \geq c_2$ for a constant $c_2 > 0$, then the variance of the estimator will be exponential in $n\rho_n$, i.e. $\text{Var}[\hat{V}] = \Omega(e^{Cn\rho_n})$, for some $C > 0$.*

7 Appendix A: Simulation Details

7.1 Mean square errors of $\hat{\tau}_{\text{IND}}^{\text{PC}}$ and $\hat{\tau}_{\text{IND}}^{\text{U}}$

In Section 4.4.1, we compare 10 different setups (different graphons and potential outcome models). For all 10 settings, we consider the number of units n vary from 1000 to 10000. We consider two different levels of sparsity, $\rho_n = n^{-\frac{1}{5}}$ and $\rho_n = n^{-\frac{2}{5}}$. We compute 500 replicates of $\hat{\tau}_{\text{IND}}^{\text{PC}}$ and $\hat{\tau}_{\text{IND}}^{\text{U}}$ in each of the above setting, use Proposition 1 to compute τ_{IND} , and find the mean square errors of $\hat{\tau}_{\text{IND}}^{\text{PC}}$ and $\hat{\tau}_{\text{IND}}^{\text{U}}$.

Settings we considered

Rank-3 graphons

1. A stochastic block model: Rank-3 graphon $G(U_i, U_j) = \frac{3}{5} \left(\mathbf{1} \{U_i \in [0, \frac{1}{3}], U_j \in [0, \frac{1}{3}]\} + \mathbf{1} \{U_i \in [\frac{1}{3}, \frac{2}{3}], U_j \in [\frac{1}{3}, \frac{2}{3}]\} + \mathbf{1} \{U_i \in [\frac{2}{3}, 1], U_j \in [\frac{2}{3}, 1]\} \right) + \frac{1}{5}$. Potential outcome $Y_i = \frac{1}{2} \left(W_i + U_i \frac{M_i}{N_i} \right)^2 + \frac{1}{5} \epsilon_i$, where $\epsilon_i \sim \mathcal{N}(0, 1)$.
2. Rank-3 graphon $G(U_i, U_j) = \frac{27}{4} (U_i U_j - 2U_i^2 U_j^2 + U_i^3 U_j^3)$. Potential outcome $Y_i = \cos \left(3W_i \frac{M_i}{N_i} \right) + \frac{1}{5} \epsilon_i$, where $\epsilon_i \sim \mathcal{N}(0, 1)$.
3. Rank-3 graphon $G(U_i, U_j) = \frac{27}{4} (U_i U_j - 2U_i^2 U_j^2 + U_i^3 U_j^3)$. Potential outcome $Y_i = -e^{U_i} \cos \left(3W_i \frac{M_i}{N_i} \right) + \frac{1}{5} \epsilon_i$, where $\epsilon_i \sim \mathcal{N}(0, 1)$.
4. Rank-3 graphon $G(U_i, U_j) = \frac{1}{4} + \frac{\lfloor 3 \min(U_i, U_j) \rfloor}{4}$. Potential outcome $Y_i = (1 + W_i) e^{\frac{M_i}{N_i}} + \frac{1}{5} \epsilon_i$, where $\epsilon_i \sim \mathcal{N}(0, 1)$.
5. Rank-3 graphon $G(U_i, U_j) = \frac{1}{4} + \frac{\lfloor 3 \min(U_i, U_j) \rfloor}{4}$. Potential outcome $Y_i = \frac{1}{5} (1 + U_i)^2 (1 + W_i) e^{\frac{M_i}{N_i}} + \frac{1}{5} \epsilon_i$, where $\epsilon_i \sim \mathcal{N}(0, 1)$.

Rank-1 graphons

6. Rank-1 graphon $G(U_i, U_j) = \left(\frac{3}{10} + \frac{3}{5} \mathbf{1} \{U_i > \frac{1}{2}\} \right) \left(\frac{3}{10} + \frac{3}{5} \mathbf{1} \{U_j > \frac{1}{2}\} \right)$. Potential outcome $Y_i = \frac{1}{2} \left(W_i + U_i \frac{M_i}{N_i} \right)^2 + \frac{1}{5} \epsilon_i$, where $\epsilon_i \sim \mathcal{N}(0, 1)$.
7. Rank-1 graphon $G(U_i, U_j) = \left(\frac{3}{10} \sin(2\pi U_i) + \frac{1}{2} \right) \left(\frac{3}{10} \sin(2\pi U_j) + \frac{1}{2} \right)$. Potential outcome $Y_i = \cos \left(3W_i \frac{M_i}{N_i} \right) + \frac{1}{5} \epsilon_i$, where $\epsilon_i \sim \mathcal{N}(0, 1)$.
8. Rank-1 graphon $G(U_i, U_j) = \left(\frac{3}{10} \sin(2\pi U_i) + \frac{1}{2} \right) \left(\frac{3}{10} \sin(2\pi U_j) + \frac{1}{2} \right)$. Potential outcome $Y_i = -e^{U_i} \cos \left(3W_i \frac{M_i}{N_i} \right) + \frac{1}{5} \epsilon_i$, where $\epsilon_i \sim \mathcal{N}(0, 1)$.
9. Rank-1 graphon $G(U_i, U_j) = \left(\frac{1}{20} (U_i + 1)^4 + \frac{1}{10} \right) \left(\frac{1}{20} (U_j + 1)^4 + \frac{1}{10} \right)$. Potential outcome $Y_i = (1 + W_i) e^{\frac{M_i}{N_i}} + \frac{1}{5} \epsilon_i$, where $\epsilon_i \sim \mathcal{N}(0, 1)$.
10. Rank-1 graphon $G(U_i, U_j) = \left(\frac{1}{20} (U_i + 1)^4 + \frac{1}{10} \right) \left(\frac{1}{20} (U_j + 1)^4 + \frac{1}{10} \right)$. Potential outcome $Y_i = \frac{1}{5} (1 + U_i)^2 (1 + W_i) e^{\frac{M_i}{N_i}} + \frac{1}{5} \epsilon_i$, where $\epsilon_i \sim \mathcal{N}(0, 1)$.

We plot the rank-3 graphons considered above in Figure 7, 8 and 9.

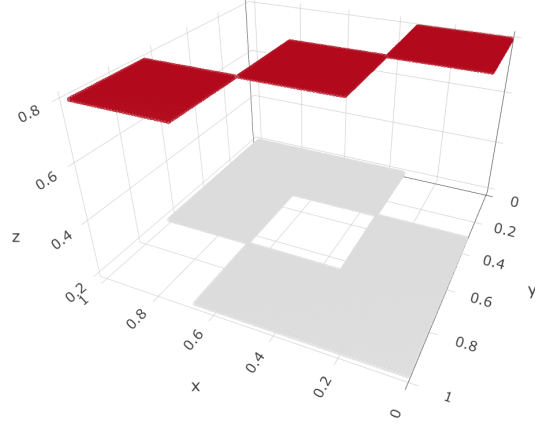


Figure 7: Rank-3 Graphon: $G(U_i, U_j) = \frac{3}{5} \left(\mathbf{1}\{U_i \in [0, \frac{1}{3}], U_j \in [0, \frac{1}{3}]\} + \mathbf{1}\{U_i \in [\frac{1}{3}, \frac{2}{3}], U_j \in [\frac{1}{3}, \frac{2}{3}]\} + \mathbf{1}\{U_i \in [\frac{2}{3}, 1], U_j \in [\frac{2}{3}, 1]\} \right) + \frac{1}{5}$.

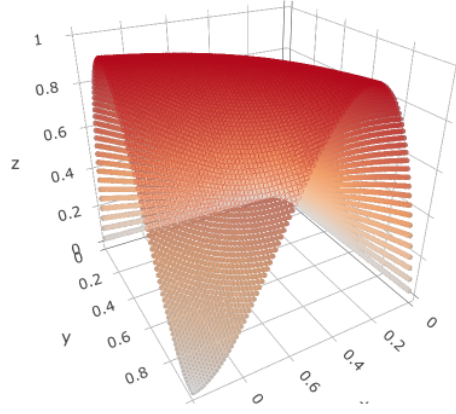


Figure 8: Rank-3 Graphon: $G(U_i, U_j) = \frac{27}{4}(U_i U_j - 2U_i^2 U_j^2 + U_i^3 U_j^3)$.

7.2 Distribution of $\hat{\tau}_{\text{IND}}^{\text{PC}}$

In Section 4.4.2, we consider setting 1 as in the above subsection. Specifically, we consider a stochastic block model: Rank-3 graphon $G(U_i, U_j) = \frac{3}{5} \left(\mathbf{1}\{U_i \in [0, \frac{1}{3}], U_j \in [0, \frac{1}{3}]\} + \mathbf{1}\{U_i \in [\frac{1}{3}, \frac{2}{3}], U_j \in [\frac{1}{3}, \frac{2}{3}]\} + \mathbf{1}\{U_i \in [\frac{2}{3}, 1], U_j \in [\frac{2}{3}, 1]\} \right) + \frac{1}{5}$. Potential outcome $Y_i = \frac{1}{2} \left(W_i + U_i \frac{M_i}{N_i} \right)^2 + \frac{1}{5} \epsilon_i$, where $\epsilon_i \sim \mathcal{N}(0, 1)$. We take the number of units n to be 1,000,000.

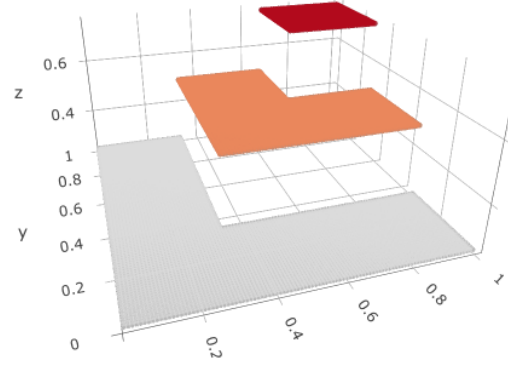


Figure 9: Rank-3 Graphon: $G(U_i, U_j) = \frac{1}{4} + \frac{|3 \min(U_i, U_j)|}{4}$.

We compute 1000 PC balancing estimators $\hat{\tau}_{\text{IND}}^{\text{PC}}$ and plot their histogram. We also plot the predicted normal distribution from theory in red.

8 Appendix B: Proofs

8.1 Some lemmas

Lemma 10. *Under the conditions of Proposition 1.*

1. *Suppose furthermore that if we define $g_1(u) = \int_0^1 \min(1, G(u, t)) dt$, then the function g_1 is bounded away from 0, i.e.*

$$g_1(u_1) \geq c_l \text{ for any } u_1. \quad (57)$$

Then

(a)

$$\mathbb{E} \left[\left(\frac{1}{N_i} \right)^k 1_{\{N_i > 0\}} \middle| U_i \right] \leq \frac{C_k}{(n\rho_n c_l)^k},$$

(b)

$$\mathbb{E} \left[\left(\frac{1}{N_i} \right)^k 1_{\{N_i > 0\}} \right] \leq \frac{C_k}{(n\rho_n c_l)^k},$$

(c)

$$\mathbb{E} \left[\left(\frac{M_i - \pi N_i}{N_i} \right)^{2k} \right] \leq \frac{C_k}{(n\rho_n c_l)^k},$$

for any $k \in \mathbb{N}, k \geq 1$, where C_k is some constant depending on k .

2. *Assume the graphon has a finite K^{th} moment, i.e.*

$$\mathbb{E} [G(U_1, U_2)^k] \leq c_u^k, \text{ for } k = 1, 2, \dots, K. \quad (58)$$

Then

(a)

$$\mathbb{E} [N_i^k] \leq C_k (n\rho_n c_u)^k,$$

(b)

$$\mathbb{E} [(M_i - \pi N_i)^{2k}] \leq C_k (n\rho_n c_u)^k,$$

for $k = 1, \dots, K$, where C_k is some constant depending on k .

Proof. Given U_i , N_i follows a Binomial distribution, $N_i \sim \text{Bin}(n-1, g_n(U_i))$. Note that $g_n(U_i) \geq \rho_n c_l$, by property of Binomial distribution, $\mathbb{E} \left[\frac{1}{N_i^k} 1_{\{N_i > 0\}} \middle| U_i \right] \leq \frac{C_k}{(n\rho_n c_l)^k}$, and hence $\mathbb{E} \left[\frac{1}{N_i^k} 1_{\{N_i > 0\}} \right] \leq \frac{C_k}{(n\rho_n c_l)^k}$. Now given N_i , M_i also follows a binomial distribution, $M_i \sim \text{Bin}(N_i, \pi)$. By property of Binomial distribution,

$$\mathbb{E} \left[\left(\frac{M_i - \pi N_i}{N_i} \right)^{2k} \middle| N_i \right] \leq \frac{C_k}{N_i^k} 1_{\{N_i > 0\}},$$

for some constant C_k depending on k . Hence $\mathbb{E} \left[\left(\frac{M_i - \pi N_i}{N_i} \right)^{2k} \right] \leq \mathbb{E} \left[\frac{C_k}{N_i^k} 1_{\{N_i > 0\}} \right] \leq \frac{C_k}{(n\rho_n c_l)^k}$.

For 2, again by the fact that given U_i , N_i follows a Binomial distribution, $N_i \sim \text{Bin}(n-1, g_n(U_i))$ and that $g_n(U_i) \leq \rho_n c_u$, we have $\mathbb{E} [N_i^k | U_i] \leq C_k (n\rho_n c_u)^k$, hence $\mathbb{E} [N_i^k] \leq C_k (n\rho_n c_u)^k$. Given N_i , M_i follows a binomial distribution, $M_i \sim \text{Bin}(N_i, \pi)$. Hence $\mathbb{E} [(M_i - \pi N_i)^{2k} | N_i] \leq C_k N_i^k$. Hence $\mathbb{E} [(M_i - \pi N_i)^{2k}] \leq C_k \mathbb{E} [N_i^k] \leq C_k (n\rho_n c_u)^k$. \square

Lemma 11. *Under the conditions of Lemma 10 (2), then for i, j, k distinct, let*

$$X_n = G_n(U_i, U_j)^{a_1} G_n(U_j, U_k)^{a_2} g_n(U_i)^{a_3} g_n(U_j)^{a_4} \bar{g}_n^{a_5},$$

$$Y_n = H_n(U_i, U_j)^{b_1} H_n(U_j, U_k)^{b_2} h_n(U_i)^{b_3} h_n(U_j)^{b_4} \bar{h}_n^{b_5},$$

$$Z_n = E_{ij}^{c_1} E_{jk}^{c_2},$$

$$X = G(U_i, U_j)^{a_1} G(U_j, U_k)^{a_2} g(U_i)^{a_3} g(U_j)^{a_4} \bar{g}^{a_5},$$

$$Y = H(U_i, U_j)^{b_1} H(U_j, U_k)^{b_2} h(U_i)^{b_3} h(U_j)^{b_4} \bar{h}^{b_5},$$

$$Z = G(U_i, U_j)^{c_1} G(U_j, U_k)^{c_2}.$$

If $k = \sum a_i + 2 \sum b_i$, then $X_n Y_n / \rho_n^k \rightarrow XY$.

If $c_1 \leq 1, c_2 \leq 1, k = \sum a_i + 2 \sum b_i + \sum c_i \leq K$, then

$$\mathbb{E} [X_n Y_n Z_n] \leq C \rho_n^k c_u^k, \text{ and } \mathbb{E} [X_n Y_n Z_n] / \rho_n^k \rightarrow \mathbb{E} [XYZ].$$

Proof. The lemma follows easily from the assumption that $\mathbb{E} [G(U_1, U_2)^k] \leq c_u^k$ for $1 \leq k \leq K$, CauchySchwarz inequality and dominated convergence theorem. \square

8.2 Proof of Proposition 1

We postpone our derivation of the characterization (4) of the direct effect to the proof of Lemma 2, as the desired result follows naturally as a by-product of argument provided there; see in particular (59). Meanwhile, regarding the indirect effect, we can use the arguments from Section 4.1, to verify that

$$\mathbb{E} [\bar{\tau}_{\text{IND}}] = \frac{1}{n\pi(1-\pi)} \sum_i \mathbb{E} [Y_i (M_i - \pi N_i)].$$

Then we taylor expand $Y_i = f_{\theta_i}(W_i, M_i/N_i)$ with respect to the second argument, i.e. there exist a π_i^* between M_i/N_i and π such that $Y_i = f_{\theta_i}(W_i, \pi) + f'_{\theta_i}(W_i, \pi) \left(\frac{M_i}{N_i} - \pi \right) +$

$\frac{1}{2}f''_{\theta_i}(W_i, \pi_i^*) \left(\frac{M_i}{N_i} - \pi\right)^2$. Hence we can further rewrite $\mathbb{E}[\bar{\tau}_{\text{IND}}]$ as

$$\begin{aligned}
& \mathbb{E}[\bar{\tau}_{\text{IND}}] \\
&= \frac{1}{n\pi(1-\pi)} \sum_i \mathbb{E}[f_{\theta_i}(W_i, \pi)(M_i - \pi N_i)] \\
&\quad + \frac{1}{n\pi(1-\pi)} \sum_i \mathbb{E}\left[\left(f'_{\theta_i}(W_i, \pi)\left(\frac{M_i}{N_i} - \pi\right) + \frac{1}{2}f''_{\theta_i}(W_i, \pi_i^*)\left(\frac{M_i}{N_i} - \pi\right)^2\right)(M_i - \pi N_i)\right] \\
&= \frac{1}{n\pi(1-\pi)} \sum_i \mathbb{E}\left[f'_{\theta_i}(W_i, \pi)\frac{(M_i - \pi N_i)^2}{N_i} + \frac{1}{2}f''_{\theta_i}(W_i, \pi_i^*)\frac{(M_i - \pi N_i)^3}{N_i^2}\right] \\
&= \frac{1}{n\pi(1-\pi)} \sum_i \mathbb{E}\left[\mathbb{E}[f'_{\theta_i}(W_i, \pi)|U_i] \mathbb{E}\left[\frac{(M_i - \pi N_i)^2}{N_i} \middle| U_i\right]\right] \\
&\quad + \frac{1}{2n\pi(1-\pi)} \sum_i \mathbb{E}\left[f''_{\theta_i}(W_i, \pi_i^*)\frac{(M_i - \pi N_i)^3}{N_i^2}\right] \\
&= D_1 + D_2.
\end{aligned}$$

Note that the term $\frac{1}{n\pi(1-\pi)} \sum_i \mathbb{E}[f_{\theta_i}(W_i, \pi)(M_i - \pi N_i)] = 0$ because $M_i - \pi N_i$ is mean zero given the graph, and it's independent of $f_{\theta_i}(W_i, \pi)$ given the graph.

For D_1 , $\mathbb{E}\left[\frac{(M_i - \pi N_i)^2}{N_i} \middle| U_i\right] = \pi(1-\pi) + o\left(\frac{1}{n\rho_n}\right)$, the small-o term comes from the case when $N_i = 0$. Hence

$$D_1 = \frac{1}{n} \sum_i \mathbb{E}[\pi f'_{\theta_i}(1, \pi) + (1-\pi)f'_{\theta_i}(0, \pi)] + o\left(\frac{B}{n\rho_n}\right).$$

For D_2 , note that

$$\mathbb{E}\left[\left(f''_{\theta_i}(W_i, \pi_i^*)\frac{(M_i - \pi N_i)^3}{N_i^2}\right)^2\right] \leq \frac{CB^2}{n\rho_n}.$$

Hence

$$D_2 = \mathcal{O}\left(\frac{B}{\sqrt{n\rho_n}}\right).$$

Hence

$$\mathbb{E}[\bar{\tau}_{\text{IND}}] = \frac{1}{n} \sum_i \mathbb{E}[\pi f'_{\theta_i}(1, \pi) + (1-\pi)f'_{\theta_i}(0, \pi)] + \mathcal{O}\left(\frac{B}{\sqrt{n\rho_n}}\right).$$

Putting things together, we get

$$\mathbb{E}[\bar{\tau}_{\text{DIR}}] = \frac{1}{n} \sum_{i=1}^n \mathbb{E}[f_{\theta_i}(1, \pi) - f_{\theta_i}(0, \pi)] + \mathcal{O}\left(\frac{B}{n\rho_n}\right), \text{ and}$$

$$\mathbb{E}[\bar{\tau}_{\text{IND}}] = \frac{1}{n} \sum_i \mathbb{E}[\pi f'_{\theta_i}(1, \pi) + (1-\pi)f'_{\theta_i}(0, \pi)] + \mathcal{O}\left(\frac{B}{\sqrt{n\rho_n}}\right).$$

The same arguments still hold true for $\bar{\tau}_{\text{DIR}}$ and $\bar{\tau}_{\text{IND}}$ if we change the expectations into expectations conditional on $Y(\cdot)$. Hence we get

$$\begin{aligned}\bar{\tau}_{\text{DIR}} &= \frac{1}{n} \sum_{i=1}^n (f_{\theta_i}(1, \pi) - f_{\theta_i}(0, \pi)) + \mathcal{O}\left(\frac{B}{n\rho_n}\right), \text{ and} \\ \bar{\tau}_{\text{IND}} &= \frac{1}{n} \sum_i (\pi f'_{\theta_i}(1, \pi) + (1 - \pi) f'_{\theta_i}(0, \pi)) + \mathcal{O}\left(\frac{B}{\sqrt{n\rho_n}}\right).\end{aligned}$$

8.3 Proof of Lemma 2

In terms of the potential outcome functions defined in Assumption 3, the Horvitz-Thompson estimator is

$$\hat{\tau}_{\text{DIR}}^{\text{HT}} = \frac{1}{n} \sum_i \frac{1}{\pi} W_i f_{\theta_i} \left(1, \frac{M_i}{N_i}\right) - \frac{1}{n} \sum_i \frac{1}{1 - \pi} (1 - W_i) f_{\theta_i} \left(0, \frac{M_i}{N_i}\right).$$

By Taylor expansion,

$$f_{\theta_i} \left(w, \frac{M_i}{N_i}\right) = f_{\theta_i}(w, \pi) + f'_{\theta_i}(w, \pi) \left(\frac{M_i}{N_i} - \pi\right) + \frac{1}{2} f''_{\theta_i}(w, \pi_i^*) \left(\frac{M_i}{N_i} - \pi\right)^2,$$

for some π_i^* between π and $\frac{M_i}{N_i}$. Hence the estimator can be rewritten as

$$\begin{aligned}\hat{\tau}_{\text{DIR}}^{\text{HT}} &= \frac{1}{n} \sum_i \frac{1}{\pi} W_i \left(f_{\theta_i}(1, \pi) + f'_{\theta_i}(1, \pi) \left(\frac{M_i}{N_i} - \pi\right) \right) + \frac{1}{2n\pi} \sum_i W_i f''_{\theta_i}(1, \pi_i^*) \left(\frac{M_i}{N_i} - \pi\right)^2 \\ &\quad - \frac{1}{n} \sum_i \frac{1}{1 - \pi} (1 - W_i) \left(f_{\theta_i}(0, \pi) + f'_{\theta_i}(0, \pi) \left(\frac{M_i}{N_i} - \pi\right) \right) \\ &\quad - \frac{1}{2n(1 - \pi)} \sum_i (1 - W_i) f''_{\theta_i}(0, \pi_i^*) \left(\frac{M_i}{N_i} - \pi\right)^2\end{aligned}$$

We start by verifying that the second-order terms in the above expansion are negligibly small. First, recall that we have assumed in (3) that $|f''_{\theta}(w, \pi')| \leq B$ for all values of θ , w and π' . Meanwhile, $\mathbb{E} \left[\left(\frac{M_i}{N_i} - \pi\right)^2 \right] \leq \frac{C}{n\rho_n c_l}$ by Lemma 10. Hence, by Markov's inequality, for any $\delta > 0$,

$$\left| \frac{1}{2n\pi} \sum_i W_i f''_{\theta_i}(1, \pi_i^*) \left(\frac{M_i}{N_i} - \pi\right)^2 - \frac{1}{2n(1 - \pi)} \sum_i (1 - W_i) f''_{\theta_i}(0, \pi_i^*) \left(\frac{M_i}{N_i} - \pi\right)^2 \right| \leq \frac{1}{\delta} \frac{CB}{n\rho_n c_l},$$

holds with probability at least $1 - \delta$, and so second-order terms can be omitted at the cost of an $\mathcal{O}_p(B/(n\rho_n))$ error term. We are then left with

$$\begin{aligned}
\hat{\tau}_{\text{DIR}}^{\text{HT}} &= \frac{1}{n} \sum_i \frac{W_i}{\pi} \left(f_{\theta_i}(1, \pi) + f'_{\theta_i}(1, \pi) \left(\frac{M_i}{N_i} - \pi \right) \right) \\
&\quad - \frac{1}{n} \sum_i \frac{1 - W_i}{1 - \pi} \left(f_{\theta_i}(0, \pi) + f'_{\theta_i}(0, \pi) \left(\frac{M_i}{N_i} - \pi \right) \right) + \mathcal{O}_p \left(\frac{B}{n\rho_n} \right) \\
&= \frac{1}{n} \sum_i (f_{\theta_i}(1, \pi) - f_{\theta_i}(0, \pi)) + \sum_i \left(\frac{f_{\theta_i}(1, \pi)}{\pi} + \frac{f_{\theta_i}(0, \pi)}{1 - \pi} \right) (W_i - \pi) \\
&\quad + \frac{1}{n} \sum_i (f'_{\theta_i}(1, \pi) - f'_{\theta_i}(0, \pi)) \frac{\sum_j E_{ij}(W_j - \pi)}{\sum_k E_{ik}} \\
&\quad + \frac{1}{n} \sum_i \left(\frac{f'_{\theta_i}(1, \pi)}{\pi} + \frac{f'_{\theta_i}(0, \pi)}{1 - \pi} \right) (W_i - \pi) \frac{\sum_j E_{ij}(W_j - \pi)}{\sum_k E_{ik}} + \mathcal{O}_p \left(\frac{B}{n\rho_n} \right) \\
&:= \frac{1}{n} \sum_i (f_{\theta_i}(1, \pi) - f_{\theta_i}(0, \pi)) + A_1 + A_2 + A_3 + \mathcal{O}_p \left(\frac{B}{n\rho_n} \right),
\end{aligned}$$

where A_1, A_2, A_3 are shorthand for the three terms on the preceding line. It now remains to describe these terms more carefully. Before doing so, however, note that A_1, A_2, A_3 all clearly have expectation 0 conditionally on $Y(\cdot)$, and we immediately see that

$$\bar{\tau}_{\text{DIR}} = \mathbb{E} [\hat{\tau}_{\text{DIR}}^{\text{HT}} | Y(\cdot)] = \frac{1}{n} \sum_i (f_{\theta_i}(1, \pi) - f_{\theta_i}(0, \pi)) + \mathcal{O}_p \left(\frac{B}{n\rho_n} \right), \quad (59)$$

which was one of the main results from Proposition 1.

We now proceed to bound these terms. To this end, first note that

$$\begin{aligned}
A_3 &= \frac{1}{n} \sum_{i,j,i \neq j} M_{ij}(W_i - \pi)(W_j - \pi), \\
M_{ij} &= \left(\frac{f'_{\theta_i}(1, \pi)}{\pi} + \frac{f'_{\theta_i}(0, \pi)}{1 - \pi} \right) \frac{E_{ij}}{\sum_k E_{ik}}.
\end{aligned}$$

Now, we see that that M is independent of the treatment assignments W , and that the individual terms in the double-sum used to define A_3 above are all pairwise uncorrelated; thus,

$$\begin{aligned}
\mathbb{E} [A_3^2] &= \frac{1}{n^2} \sum_{i,j,i \neq j} \mathbb{E} [M_{ij}^2 (W_i - \pi)^2 (W_j - \pi)^2] \\
&= \frac{1}{n^2} \sum_{i,j,i \neq j} \mathbb{E} [M_{ij}^2 (W_i - \pi)^2] \mathbb{E} [(W_j - \pi)^2].
\end{aligned}$$

Furthermore, using the upper bounds $|W_i - \pi| \leq 1$ and $|f'_{\theta}(w, \pi)\pi| \leq B$ following (3), we get

$$\mathbb{E} [A_3^2] \leq \frac{1}{n^2} \left(\frac{B}{\pi(1 - \pi)} \right)^2 \sum_{i,j,i \neq j} \mathbb{E} \left[\frac{1_{\{\sum_j E_{ij} > 0\}}}{\left(\sum_j E_{ij} \right)^2} \right] = \mathcal{O} \left(\frac{B^2}{n^2 \rho_n^2} \right).$$

Thus, by Chebyshev's inequality $A_3 = \mathcal{O}_p\left(\frac{B}{n\rho_n}\right)$, meaning that it is of negligible order—just like the curvature terms.

Meanwhile, we can address the term A_2 by simply re-expressing it as

$$\begin{aligned} A_2 &= \frac{1}{n} \sum_i (f'_{\theta_i}(1, \pi) - f'_{\theta_i}(0, \pi)) \frac{\sum_j E_{ij}(W_j - \pi)}{\sum_k E_{ik}} \\ &= \sum_j \left[\sum_{i \neq j} \frac{(f'_{\theta_i}(1, \pi) - f'_{\theta_i}(0, \pi)) E_{ij}}{\sum_k E_{ik}} \right] (W_j - \pi). \end{aligned}$$

Finally, swapping the names of the indices i and j and plugging this expression into our previous expression for the Horvitz-Thompson estimator, we get

$$\begin{aligned} \hat{\tau}_{\text{DIR}}^{\text{HT}} &= \bar{\tau}_{\text{DIR}} + \frac{1}{n} \sum_i \left(\frac{f_{\theta_i}(1, \pi)}{\pi} + \frac{f_{\theta_i}(0, \pi)}{1 - \pi} + \sum_{j \neq i} \frac{E_{ij}}{\sum_{k \neq j} E_{jk}} (f'_{\theta_j}(1, \pi) - f'_{\theta_j}(0, \pi)) \right) (W_i - \pi) \\ &\quad + \mathcal{O}_p\left(\frac{B}{n\rho_n}\right), \end{aligned}$$

as claimed.

We can also characterize the asymptotic behavior of the Hájek estimator $\hat{\tau}_{\text{DIR}}^{\text{HAJ}}$ using similar arguments. First, we verify that

$$\begin{aligned} \hat{\tau}_{\text{DIR}}^{\text{HAJ}} &= \frac{1}{n} \sum_i (f_{\theta_i}(1, \pi) - f_{\theta_i}(0, \pi)) + \frac{1}{n} \sum_i \left(\frac{f_{\theta_i}(1, \pi)}{\tilde{\pi}} + \frac{f_{\theta_i}(0, \pi)}{1 - \tilde{\pi}} \right) (W_i - \tilde{\pi}) \\ &\quad + \frac{1}{n} \sum_i (f'_{\theta_i}(1, \pi) - f'_{\theta_i}(0, \pi)) \frac{\sum_j E_{ij}(W_j - \pi)}{\sum_k E_{ik}} \\ &\quad + \frac{1}{n} \sum_i \left(\frac{f'_{\theta_i}(1, \pi)}{\tilde{\pi}} + \frac{f'_{\theta_i}(0, \pi)}{1 - \tilde{\pi}} \right) (W_i - \tilde{\pi}) \frac{\sum_j E_{ij}(W_j - \pi)}{\sum_k E_{ik}} + \mathcal{O}_p\left(\frac{B}{n\rho_n}\right) \\ &:= n\bar{\tau}_{\text{DIR}} + \tilde{A}_1 + A_2 + \tilde{A}_3 + \mathcal{O}_p\left(\frac{B}{n\rho_n}\right), \end{aligned}$$

where $\tilde{\pi} = \sum_i W_i/n$. Again $\tilde{A}_1, A_2, \tilde{A}_3$ are shorthand for the three terms on the preceding line. Note that A_2 is the same as in Horvitz-Thompson estimator. For \tilde{A}_3 , the smallness of it follows from the same analysis for A_3 and the fact that $\tilde{\pi} \rightarrow \pi$. Specifically, we have $\tilde{A}_3 = \mathcal{O}_p\left(\frac{B}{n\rho_n}\right)$.

To analyze \tilde{A}_1 , we will start by analyzing $\sum_i f_{\theta_i}(w, \pi)(W_i - \tilde{\pi})$, for $w \in \{0, 1\}$. Note

that

$$\begin{aligned}
& \sum_i f_{\theta_i}(w, \pi)(W_i - \tilde{\pi}) \\
&= \sum_i f_{\theta_i}(w, \pi) \left(W_i - \frac{\sum_j W_j}{n} \right) = \sum_i f_{\theta_i}(w, \pi) \left((W_i - \pi) - \frac{\sum_j (W_j - \pi)}{n} \right) \\
&= \sum_i \left(f_{\theta_i}(w, \pi) - \frac{1}{n} \sum_k f_{\theta_k}(w, \pi) \right) (W_i - \pi) \\
&= \sum_i (f_{\theta_i}(w, \pi) - \mathbb{E}[f_{\theta_i}(w, \pi)]) (W_i - \pi) + \left(\sum_i (W_i - \pi) \right) \left(\frac{1}{n} \sum_k f_{\theta_k}(w, \pi) - \mathbb{E}[f_{\theta_i}(w, \pi)] \right) \\
&= \sum_i (f_{\theta_i}(w, \pi) - \mathbb{E}[f_{\theta_i}(w, \pi)]) (W_i - \pi) + \mathcal{O}_p(B).
\end{aligned}$$

Together with the fact that $\tilde{\pi} - \pi = \mathcal{O}_p\left(\frac{1}{\sqrt{n}}\right)$ we get

$$\begin{aligned}
\tilde{A}_1 &= \sum_i \left(\frac{f_{\theta_i}(1, \pi)}{\tilde{\pi}} + \frac{f_{\theta_i}(0, \pi)}{1 - \tilde{\pi}} \right) (W_i - \tilde{\pi}) = \sum_i \left(\frac{f_{\theta_i}(1, \pi)}{\pi} + \frac{f_{\theta_i}(0, \pi)}{1 - \pi} \right) (W_i - \tilde{\pi}) \\
&= \sum_i \left(\frac{f_{\theta_i}(1, \pi)}{\pi} + \frac{f_{\theta_i}(0, \pi)}{1 - \pi} - \mathbb{E} \left[\frac{f_{\theta_i}(1, \pi)}{\pi} + \frac{f_{\theta_i}(0, \pi)}{1 - \pi} \right] \right) (W_i - \tilde{\pi}) + \mathcal{O}_p(B) \\
&= \sum_i \left(\frac{f_{\theta_i}(1, \pi)}{\pi} + \frac{f_{\theta_i}(0, \pi)}{1 - \pi} - \mathbb{E} \left[\frac{f_{\theta_i}(1, \pi)}{\pi} + \frac{f_{\theta_i}(0, \pi)}{1 - \pi} \right] \right) (W_i - \pi) + \mathcal{O}_p(B).
\end{aligned}$$

Putting things together, we have the Hájek estimator $\hat{\tau}_{\text{DIR}}^{\text{HAJ}}$,

$$\begin{aligned}
\hat{\tau}_{\text{DIR}}^{\text{HAJ}} &= \bar{\tau}_{\text{DIR}} + \frac{1}{n} \sum_i \left(\frac{f_{\theta_i}(1, \pi)}{\pi} + \frac{f_{\theta_i}(0, \pi)}{1 - \pi} - \mathbb{E} \left[\frac{f_{\theta_i}(1, \pi)}{\pi} + \frac{f_{\theta_i}(0, \pi)}{1 - \pi} \right] \right) (W_i - \pi) \\
&\quad + \left(\sum_{j \neq i} \frac{E_{ij}}{\sum_{k \neq j} E_{jk}} (f'_{\theta_j}(1, \pi) - f'_{\theta_j}(0, \pi)) \right) (W_i - \pi) + \mathcal{O}_p\left(\frac{B}{n\rho_n}\right).
\end{aligned}$$

8.4 Proof of Theorem 3

From Lemma 2, we know

$$\begin{aligned}
\hat{\tau}_{\text{DIR}}^{\text{HT}} &= \bar{\tau}_{\text{DIR}} + \frac{1}{n} \sum_i \left(\frac{f_{\theta_i}(1, \pi)}{\pi} + \frac{f_{\theta_i}(0, \pi)}{1 - \pi} + \sum_{j \neq i} \frac{E_{ij}}{\sum_{k \neq j} E_{jk}} (f'_{\theta_j}(1, \pi) - f'_{\theta_j}(0, \pi)) \right) (W_i - \pi) \\
&\quad + \mathcal{O}_p\left(\frac{B}{n\rho_n}\right).
\end{aligned}$$

Define $R_i = \frac{f_{\theta_i}(1, \pi)}{\pi} + \frac{f_{\theta_i}(0, \pi)}{1 - \pi}$. Hence we have

$$\hat{\tau}_{\text{DIR}}^{\text{HT}} = \bar{\tau}_{\text{DIR}} + \frac{1}{n} \sum_i \left(R_i + \sum_{j \neq i} \frac{E_{ij}}{\sum_{k \neq j} E_{jk}} (f'_{\theta_j}(1, \pi) - f'_{\theta_j}(0, \pi)) \right) (W_i - \pi) + \mathcal{O}_p\left(\frac{B}{n\rho_n}\right).$$

We will analyze the term $\sum_{j \neq i} \frac{E_{ij}}{\sum_{k \neq j} E_{jk}} \left(f'_{\theta_j}(1, \pi) - f'_{\theta_j}(0, \pi) \right)$ first. For simplicity, define $\phi_j = f'_{\theta_j}(1, \pi) - f'_{\theta_j}(0, \pi)$. Note that given U_j , ϕ_j is independent of the set of edges, and that $|\phi_j| \leq 2B$. For fixed j , given U_j , E_{jk} 's are i.i.d Bernoulli's. We can decompose the term as

$$\begin{aligned} & \sum_{j \neq i} \frac{E_{ij}}{\sum_{k \neq j} E_{jk}} \left(f'_{\theta_j}(1, \pi) - f'_{\theta_j}(0, \pi) \right) = \sum_{j \neq i} \frac{E_{ij} \phi_j}{\sum_{k \neq j} E_{jk}} \\ &= \sum_{j \neq i} \frac{E_{ij} \phi_j}{(n-1)g_n(U_j)} - \sum_{j \neq i} \frac{E_{ij} \phi_j \left(\sum_{k \neq j} E_{jk} - (n-1)g_n(U_j) \right)}{(n-1)g_n(U_j) \sum_{k \neq j} E_{jk}}. \end{aligned}$$

The second term here can be written as $\sum_{j \neq i} \frac{E_{ij} \phi(j)(N_j - (n-1)g_n(U_j))}{(n-1)g_n(U_j)N_j}$. We'll analyze the second moment of $\frac{E_{ij} \phi(j)(N_j - (n-1)g_n(U_j))}{(n-1)g_n(U_j)N_j}$ for each j . Note that

$$\begin{aligned} & \mathbb{E} \left[\frac{E_{ij}^2 \phi(j)^2 (N_j - (n-1)g_n(U_j))^2}{(n-1)^2 g_n(U_j)^2 N_j^2} \right] \\ & \leq \frac{CB^2}{(n-1)^2 \rho_n^2 c_l^2} \mathbb{E} \left[\frac{E_{ij} (N_j - (n-1)g_n(U_j))^2}{(N_j - E_{ij})^2} 1_{\{N_j - E_{ij} > 0\}} \right]. \end{aligned}$$

Now

$$\begin{aligned} & \mathbb{E} \left[\frac{E_{ij} (N_j - (n-1)g_n(U_j))^2}{(N_j - E_{ij})^2} 1_{\{N_j - E_{ij} > 0\}} \right] \\ & \leq \mathbb{E} \left[2 \frac{E_{ij} (E_{ij} - g_n(U_j))^2 + E_{ij} (N_j - E_{ij} - (n-2)g_n(U_j))^2}{(N_j - E_{ij})^2} 1_{\{N_j - E_{ij} > 0\}} \right] \\ & \leq \frac{C}{n^2 \rho_n^2} + C \mathbb{E} \left[\mathbb{E}[E_{ij} | U_j] \mathbb{E} \left[\left(\frac{N_j - E_{ij} - (n-2)g_n(U_j)}{N_j - E_{ij}} \right)^2 1_{\{N_j - E_{ij} > 0\}} \middle| U_j \right] \right] \\ & \leq \frac{C}{n^2 \rho_n^2} + \frac{C \rho_n}{n \rho_n} \leq \frac{C}{n}, \end{aligned}$$

by the fact that E_{ij} is independent of $N_j - E_{ij}$ given U_j and by Lemma 10. Hence we have the second term $\mathbb{E} \left[\left(\sum_{j \neq i} \frac{E_{ij} \phi(j)(N_j - (n-1)g_n(U_j))}{(n-1)g_n(U_j)N_j} \right)^2 \right] \leq \frac{CB^2}{n \rho_n^2}$ for some constant C .

For the first term $\frac{1}{n-1} \sum_{j \neq i} \frac{E_{ij} \phi_j}{g_n(U_j)}$, note that for fixed i , given U_i , $\frac{E_{ij} \phi_j}{g_n(U_j)}$ are i.i.d. Define $\mathbb{E} \left[\frac{E_{ij} \phi_j}{g_n(U_j)} \middle| U_i \right] = Q_{n,i}$. Note that

$$\begin{aligned} & \mathbb{E} \left[\left(\frac{1}{n-1} \sum_{j \neq i} \frac{E_{ij} \phi_j}{g_n(U_j)} - Q_{n,i} \right)^2 \right] = \frac{1}{n-1} \mathbb{E} \left[\left(\frac{E_{ij} \phi_j}{g_n(U_j)} - Q_{n,i} \right)^2 \right] \\ & \leq \frac{1}{n-1} \mathbb{E} \left[\frac{E_{ij}^2 \phi_j^2}{g_n(U_j)^2} \right] \leq \frac{CB^2}{(n-1) \rho_n}. \end{aligned}$$

This means that the first term $\frac{1}{n-1} \sum_{j \neq i} \frac{E_{ij} \phi_j}{g_n(U_j)}$ can be well approximated by $Q_{n,i}$ with a small error.

Combining the first and second term, we get

$$\mathbb{E} \left[\left(\sum_{j \neq i} \frac{E_{ij}}{\sum_{k \neq j} E_{jk}} (f'_{\theta_j}(1, \pi) - f'_{\theta_j}(0, \pi)) - Q_{n,i} \right)^2 \right] \leq \frac{CB^2}{n\rho_n^2}.$$

Therefore we can replace the term $\sum_{j \neq i} \frac{E_{ij}}{\sum_{k \neq j} E_{jk}} (f'_{\theta_j}(1, \pi) - f'_{\theta_j}(0, \pi))$ by $Q_{n,i}$ with a small error term.

Thus the Horvitz-Thompson estimator can be written in a form of

$$\hat{\tau}_{\text{DIR}}^{\text{HT}} = \bar{\tau}_{\text{DIR}} + \frac{1}{n} \sum_i (R_i + Q_{n,i}) (W_i - \pi) + \mathcal{O}_p \left(\frac{B}{n\rho_n} \right),$$

where

$$\begin{aligned} R_i &= \frac{f_{\theta_i}(1, \pi)}{\pi} + \frac{f_{\theta_i}(0, \pi)}{1 - \pi}, \text{ and} \\ Q_{n,i} &= \mathbb{E} \left[\frac{E_{ij}\phi_j}{g_n(U_j)} \middle| U_i \right] \\ &= \mathbb{E} \left[\frac{G_n(U_i, U_j)(f'_{\theta_j}(1, \pi) - f'_{\theta_j}(0, \pi))}{g_n(U_j)} \middle| U_i \right]. \end{aligned}$$

By the same analysis, we get for Hájek estimator,

$$\hat{\tau}_{\text{DIR}}^{\text{HAJ}} = \bar{\tau}_{\text{DIR}} + \frac{1}{n} \sum_i (R_i - \mathbb{E}[R_i] + Q_{n,i}) (W_i - \pi) + \mathcal{O}_p \left(\frac{B}{n\rho_n} \right).$$

We can also rewrite them as

$$\begin{aligned} \hat{\tau}_{\text{DIR}}^{\text{HT}} &= \frac{1}{n} \sum_i [f_{\theta_i}(1, \pi) - f_{\theta_i}(0, \pi) + (R_i + Q_{n,i}) (W_i - \pi)] + \mathcal{O}_p \left(\frac{B}{n\rho_n} \right), \\ \hat{\tau}_{\text{DIR}}^{\text{HAJ}} &= \frac{1}{n} \sum_i [f_{\theta_i}(1, \pi) - f_{\theta_i}(0, \pi) + (R_i - \mathbb{E}[R_i] + Q_{n,i}) (W_i - \pi)] + \mathcal{O}_p \left(\frac{B}{n\rho_n} \right). \end{aligned}$$

Define

$$Q_i = \mathbb{E} \left[\frac{G(U_i, U_j)(f'_{\theta_j}(1, \pi) - f'_{\theta_j}(0, \pi))}{g(U_j)} \middle| U_i \right].$$

Note that as $G_n/\rho_n \rightarrow G$ and $g_n/\rho_n \rightarrow g$, by dominated convergence theorem, we have $\mathbb{E}[Q_{n,1}^2] \rightarrow \mathbb{E}[Q_1^2]$, $\mathbb{E}[Q_{n,1}^2] \rightarrow \mathbb{E}[Q_1^2]$ and $\mathbb{E}[Q_{n,1}^2] \rightarrow \mathbb{E}[Q_1^2]$. Hence the asymptotic behavior of $Q_{n,i}$ will basically be the same as that of Q_i .

Note that as $\hat{\tau}_{\text{DIR}}^{\text{HT}}$ and $\hat{\tau}_{\text{DIR}}^{\text{HAJ}}$ are averages of i.i.d random variables with a small noise, the central limit theorems follow easily as long as their variance converges. To compute their variance, we'll compute the variance and second moments of the terms one by one. We have

$$\begin{aligned} \mathbb{E}[(R_i + Q_{n,i})(W_i - \pi)]^2 &= \mathbb{E}[(R_i + Q_{n,i})^2] \mathbb{E}[(W_i - \pi)^2] = \pi(1 - \pi) \mathbb{E}[(R_i + Q_{n,i})^2] \\ &\rightarrow \pi(1 - \pi) \mathbb{E}[(R_i + Q_i)^2], \end{aligned}$$

$$\begin{aligned}
& \mathbb{E} [(R_i - \mathbb{E} [R_i] + Q_{n,i})(W_i - \pi)]^2 = \mathbb{E} [R_i - \mathbb{E} [R_i] + Q_{n,i}]^2 \mathbb{E} [W_i - \pi]^2 \\
& = \pi(1 - \pi) (\text{Var} [R_i + Q_{n,i}] + (\mathbb{E} [Q_{n,i}]^2)) \rightarrow \pi(1 - \pi) (\text{Var} [R_i + Q_i] + (\mathbb{E} [Q_i]^2)), \\
& \mathbb{E} [(f_{\theta_i}(1, \pi) - f_{\theta_i}(0, \pi))(R_i + Q_{n,i})(W_i - \pi)] = 0.
\end{aligned}$$

Now define

$$\sigma_0^2 = \text{Var} [f_{\theta_i}(1, \pi) - f_{\theta_i}(0, \pi)],$$

then the central limit theorems follow easily from the variance calculations,

$$\begin{aligned}
\sqrt{n}(\hat{\tau}_{\text{DIR}}^{\text{HT}} - \bar{\tau}_{\text{DIR}}) & \xrightarrow{d} \mathcal{N}(0, \pi(1 - \pi) \mathbb{E} [(R_i + Q_i)^2]), \\
\sqrt{n}(\hat{\tau}_{\text{DIR}}^{\text{HAJ}} - \bar{\tau}_{\text{DIR}}) & \xrightarrow{d} \mathcal{N}(0, \pi(1 - \pi) (\text{Var} [R_i + Q_i] + \mathbb{E} [Q_i^2])), \\
\sqrt{n}(\hat{\tau}_{\text{DIR}}^{\text{HT}} - \tau_{\text{DIR}}) & \xrightarrow{d} \mathcal{N}(0, \sigma_0^2 + \pi(1 - \pi) \mathbb{E} [(R_i + Q_i)^2]), \\
\sqrt{n}(\hat{\tau}_{\text{DIR}}^{\text{HAJ}} - \tau_{\text{DIR}}) & \xrightarrow{d} \mathcal{N}(0, \sigma_0^2 + \pi(1 - \pi) (\text{Var} [R_i + Q_i] + \mathbb{E} [Q_i^2])).
\end{aligned}$$

8.5 Proof of Proposition 5

Note that $\hat{\tau}_{\text{TOT}}^{\text{U}} = \hat{\tau}_{\text{IND}}^{\text{U}} + \hat{\tau}_{\text{DIR}}^{\text{HT}} = \hat{\tau}_{\text{IND}}^{\text{U}} + \mathcal{O}_p(B)$. Now for $\hat{\tau}_{\text{IND}}^{\text{U}}$,

$$\begin{aligned}
\hat{\tau}_{\text{IND}}^{\text{U}} & = \frac{1}{n\pi(1 - \pi)} \sum_i \left(f_{\theta_i}(W_i, \pi) + f'_{\theta_i}(W_i, \pi_i^*) \left(\frac{M_i}{N_i} - \pi \right) \right) (M_i - \pi N_i) \\
& = \frac{1}{n\pi(1 - \pi)} \left[\sum_i f_{\theta_i}(W_i, \pi) (M_i - \pi N_i) + \sum_i f'_{\theta_i}(W_i, \pi_i^*) \left(\frac{M_i}{N_i} - \pi \right) (M_i - \pi N_i) \right] \\
& = \frac{1}{n\pi(1 - \pi)} [B_1 + B_2],
\end{aligned}$$

where B_1, B_2 are the two summations in square bracket respectively.

For B_2 ,

$$B_2 = \sum_i f'_{\theta_i}(W_i, \pi_i^*) \left(\frac{M_i}{N_i} - \pi \right) (M_i - \pi N_i) = \sum_i f'_{\theta_i}(W_i, \pi) (M_i - \pi N_i)^2 / N_i.$$

By Lemma 10,

$$\mathbb{E} [|B_2|] \leq \sum_i B\pi(1 - \pi) = nCB\pi(1 - \pi).$$

By Markov inequality, $B_2 = \mathcal{O}_p(Bn)$.

For B_1 ,

$$\begin{aligned}
B_1 & = \sum_i f_{\theta_i}(W_i, \pi) (M_i - \pi N_i) \\
& = \sum_i (W_i f_{\theta_i}(1, \pi) + (1 - W_i) f_{\theta_i}(0, \pi)) (M_i - \pi N_i) \\
& = \sum_i (\pi f_{\theta_i}(1, \pi) + (1 - \pi) f_{\theta_i}(0, \pi)) \sum_j E_{ij}(W_j - \pi) \\
& \quad + \sum_i (W_i - \pi) (f_{\theta_i}(1, \pi) - f_{\theta_i}(0, \pi)) \sum_j E_{ij}(W_j - \pi)
\end{aligned}$$

The second term can be written as $\sum_{i,j,i \neq j} (W_i - \pi)(W_j - \pi)A_{ij}$, where $A_{ij} = E_{ij}(f_{\theta_i}(1, \pi) - f_{\theta_i}(0, \pi))$. Here A_{ij} 's are independent of W and are bounded. Hence its second moment is bounded by $\sum_{i,j,i \neq j} E(A_{ij}^2) = \mathcal{O}(B^2 n^2)$. This shows that the second term is $\mathcal{O}_p(Bn)$, again by Markov inequality.

Combining the above, we get that

$$\begin{aligned}\hat{\tau}_{\text{IND}}^{\text{U}} &= \frac{1}{n\pi(1-\pi)} \sum_i (\pi f_{\theta_i}(1, \pi) + (1-\pi)f_{\theta_i}(0, \pi)) \sum_{j \neq i} E_{ij}(W_j - \pi) + \mathcal{O}_p(B) \\ &= \frac{1}{n\pi(1-\pi)} \sum_j \left[\sum_{i \neq j} (\pi f_{\theta_i}(1, \pi) + (1-\pi)f_{\theta_i}(0, \pi)) E_{ij} \right] (W_j - \pi) + \mathcal{O}_p(B) \\ &= \frac{1}{n\pi(1-\pi)} \sum_i \left[\sum_{j \neq i} (\pi f_{\theta_i}(1, \pi) + (1-\pi)f_{\theta_i}(0, \pi)) E_{ij} \right] (W_i - \pi) + \mathcal{O}_p(B),\end{aligned}$$

and hence the same holds for estimator of the total effect,

$$\hat{\tau}_{\text{TOT}}^{\text{U}} = \frac{1}{n\pi(1-\pi)} \sum_i \left[\sum_{j \neq i} (\pi f_{\theta_i}(1, \pi) + (1-\pi)f_{\theta_i}(0, \pi)) E_{ij} \right] (W_i - \pi) + \mathcal{O}_p(B).$$

Now we are interested in studying the variance of

$$\frac{1}{n\pi(1-\pi)} \sum_i \left[\sum_{j \neq i} (\pi f_{\theta_i}(1, \pi) + (1-\pi)f_{\theta_i}(0, \pi)) E_{ij} \right] (W_i - \pi).$$

Note that the expression has a form of $\frac{1}{n} \sum_i A_i(W_i - \pi)$, where A_i is the term in the square bracket in the previous line. A_i 's are independent of W_i 's, and the A_i 's are identically distributed. Hence for $i \neq j$, $\mathbb{E}[A_i(W_i - \pi)A_j(W_j - \pi)] = \mathbb{E}[A_i A_j] \mathbb{E}[W_i - \pi] \mathbb{E}[W_j - \pi] = 0$. Hence $\mathbb{E}\left[\left(\frac{1}{n} \sum_i A_i(W_i - \pi)\right)^2\right] = \frac{1}{n^2} \sum_i \mathbb{E}[A_i^2(W_i - \pi)^2] = \frac{1}{n^2} \sum_i \mathbb{E}[A_i^2] \mathbb{E}[(W_i - \pi)^2] =$

$\frac{\pi(1-\pi)}{n} \mathbb{E} [A_1^2]$. Therefore

$$\begin{aligned}
& \frac{1}{n\rho_n^2} \text{Var} \left[\frac{1}{n\pi(1-\pi)} \sum_i \left[\sum_{j \neq i} (\pi f_{\theta_i}(1, \pi) + (1-\pi) f_{\theta_i}(0, \pi)) E_{ij} \right] (W_i - \pi) \right] \\
&= \frac{1}{n^2 \rho_n^2} \mathbb{E} \left[\left(\sum_{j \neq 1} (\pi f_{\theta_1}(1, \pi) + (1-\pi) f_{\theta_1}(0, \pi)) E_{1j} \right)^2 \right] \\
&= \frac{1}{n^2 \rho_n^2} \mathbb{E} \left[((\pi f_{\theta_1}(1, \pi) + (1-\pi) f_{\theta_1}(0, \pi)) N_1)^2 \right] \\
&= \frac{1}{n^2 \rho_n^2} \mathbb{E} \left[\mathbb{E} \left[(\pi f_{\theta_1}(1, \pi) + (1-\pi) f_{\theta_1}(0, \pi))^2 N_1^2 \middle| U_1 \right] \right] \\
&= \frac{1}{n^2 \rho_n^2} \mathbb{E} \left[\mathbb{E} \left[(\pi f_{\theta_1}(1, \pi) + (1-\pi) f_{\theta_1}(0, \pi))^2 \middle| U_1 \right] \mathbb{E} [N_1^2 \middle| U_1] \right] \\
&= \frac{1}{n^2 \rho_n^2} \mathbb{E} \left[(\pi f_{\theta_1}(1, \pi) + (1-\pi) f_{\theta_1}(0, \pi))^2 ((n-1)^2 g_n(U_1)^2 + (n-1)g_n(U_1)(1-g_n(U_1))) \right] \\
&\rightarrow \mathbb{E} \left[(\pi f_{\theta_1}(1, \pi) + (1-\pi) f_{\theta_1}(0, \pi))^2 g(U_1)^2 \right] \text{ by Lemma 11.}
\end{aligned}$$

Therefore $\text{Var} [\hat{\tau}_{\text{IND}}^{\text{U}}] \sim \nu n \rho_n^2$ and $\text{Var} [\hat{\tau}_{\text{TOT}}^{\text{U}}] \sim \nu n \rho_n^2$, where

$$\nu = \mathbb{E} [(\pi f_{\theta_1}(1, \pi) + (1-\pi) f_{\theta_1}(0, \pi)) g(U_1)]^2.$$

8.6 Some lemmas to prove Theorem 6 and Theorem 8

Lemma 12. For random variables $X \geq 0$, $Z_1 \geq Y_1 \geq 0$ and $Z_2 \geq Y_2 \geq 0$, if $Y_1 \perp (Y_2, Z_2)$, $Y_2 \perp (Y_1, Z_1)$ and $Z_i < X_i$ only when $Z_i = 0$ for $i \in \{0, 1\}$, then

$$\begin{aligned}
\text{Cov} \left[\frac{Y_1}{X + Z_1}, \frac{Y_2}{X + Z_2} \right] &\leq \mathbb{E} \left[\frac{Y_1}{Z_1} \right] \mathbb{E} \left[\frac{Y_2 X}{Z_2^2} \right] + \mathbb{E} \left[\frac{Y_2}{Z_2} \right] \mathbb{E} \left[\frac{Y_1 X}{Z_1^2} \right] \\
&\quad + \frac{1}{\mathbb{E} [Z_1] \mathbb{E} [Z_2]} \sqrt{\mathbb{E} \left[\left(Y_1 \frac{Z_1 - \mathbb{E} [Z_1]}{Z_1} \right)^2 \right] \mathbb{E} \left[\left(Y_2 \frac{Z_2 - \mathbb{E} [Z_2]}{Z_2} \right)^2 \right]},
\end{aligned}$$

with the convention that $0/0 = 0$. In particular if $(X_1, Y_1, X) \stackrel{d}{=} (X_2, Y_2, X)$, then

$$\text{Cov} \left[\frac{Y_1}{X + Z_1}, \frac{Y_2}{X + Z_2} \right] \leq 2 \mathbb{E} \left[\frac{Y_1}{Z_1} \right] \mathbb{E} \left[\frac{Y_2 X}{Z_2^2} \right] + \frac{1}{\mathbb{E} [Z_1]^2} \mathbb{E} \left[\left(Y_1 \frac{Z_1 - \mathbb{E} [Z_1]}{Z_1} \right)^2 \right].$$

Proof.

$$\begin{aligned}
\text{Cov} \left[\frac{Y_1}{X + Z_1}, \frac{Y_2}{X + Z_2} \right] &= \mathbb{E} \left[\frac{Y_1 Y_2}{(X + Z_1)(X + Z_2)} \right] - \mathbb{E} \left[\frac{Y_1}{X + Z_1} \right] \mathbb{E} \left[\frac{Y_2}{X + Z_2} \right] \\
&\leq \mathbb{E} \left[\frac{Y_1 Y_2}{Z_1 Z_2} \right] - \mathbb{E} \left[\frac{Y_1}{X + Z_1} \right] \mathbb{E} \left[\frac{Y_2}{X + Z_2} \right] \\
&= \mathbb{E} \left[\frac{Y_1}{Z_1} \right] \mathbb{E} \left[\frac{Y_2}{Z_2} \right] - \mathbb{E} \left[\frac{Y_1}{X + Z_1} \right] \mathbb{E} \left[\frac{Y_2}{X + Z_2} \right] + \text{Cov} \left[\frac{Y_1}{Z_1}, \frac{Y_2}{Z_2} \right].
\end{aligned}$$

Note that

$$\mathbb{E} \left[\frac{Y_i}{X + Z_i} \right] \geq \mathbb{E} \left[\frac{Y_i(Z_i - X)}{Z_i^2} \right] = \mathbb{E} \left[\frac{Y_i}{Z_i} \right] - \mathbb{E} \left[\frac{XY_i}{Z_i^2} \right] \geq 0.$$

Hence

$$\begin{aligned} & \text{Cov} \left[\frac{Y_1}{X + Z_1}, \frac{Y_2}{X + Z_2} \right] \\ & \leq \mathbb{E} \left[\frac{Y_1}{Z_1} \right] \mathbb{E} \left[\frac{Y_2}{Z_2} \right] - \left(\mathbb{E} \left[\frac{Y_1}{Z_1} \right] - \mathbb{E} \left[\frac{XY_1}{Z_1^2} \right] \right) \left(\mathbb{E} \left[\frac{Y_2}{Z_2} \right] - \mathbb{E} \left[\frac{XY_2}{Z_2^2} \right] \right) + \text{Cov} \left[\frac{Y_1}{Z_1}, \frac{Y_2}{Z_2} \right] \\ & \leq \mathbb{E} \left[\frac{Y_1}{Z_1} \right] \mathbb{E} \left[\frac{Y_2 X}{Z_2^2} \right] + \mathbb{E} \left[\frac{Y_2}{Z_2} \right] \mathbb{E} \left[\frac{Y_1 X}{Z_1^2} \right] + \text{Cov} \left[\frac{Y_1}{Z_1}, \frac{Y_2}{Z_2} \right]. \end{aligned}$$

Here the term $\text{Cov} \left[\frac{Y_1}{Z_1}, \frac{Y_2}{Z_2} \right]$ can be bounded in the following way

$$\begin{aligned} \text{Cov} \left[\frac{Y_1}{Z_1}, \frac{Y_2}{Z_2} \right] &= \text{Cov} \left[\frac{Y_1}{Z_1} - \frac{Y_1}{\mathbb{E}[Z_1]}, \frac{Y_2}{Z_2} - \frac{Y_2}{\mathbb{E}[Z_2]} \right] \\ &\leq \sqrt{\text{Var} \left[\frac{Y_1}{Z_1} - \frac{Y_1}{\mathbb{E}[Z_1]} \right] \text{Var} \left[\frac{Y_2}{Z_2} - \frac{Y_2}{\mathbb{E}[Z_2]} \right]} \\ &\leq \frac{1}{\mathbb{E}[Z_1] \mathbb{E}[Z_2]} \sqrt{\mathbb{E} \left[\left(Y_1 \frac{Z_1 - \mathbb{E}[Z_1]}{Z_1} \right)^2 \right] \mathbb{E} \left[\left(Y_2 \frac{Z_2 - \mathbb{E}[Z_2]}{Z_2} \right)^2 \right]}. \end{aligned}$$

□

Lemma 13. Assuming the conditions of Theorem 6 for sparse graphs and Theorem 8 for dense graphs, then $G(U_i, U_j)$ has a finite 8^{th} moment, and Lemma 10 and Lemma 11 hold for $K = 8$.

Proof. The Bernstein condition (36) implies that condition (58) holds for some constant c_u and $K = 8$. □

Lemma 14. Assuming the conditions of Theorem 6 for sparse graphs and Theorem 8 for dense graphs, we have some properties of M_i and N_i :

1. $\sum N_i(M_i - \pi N_i) = (n-1)(n-2) \sum_j (W_j - \pi) h_n(U_j) + \mathcal{O}_p(n^2 \rho_n) = n^2 \sum_j (W_j - \pi) h_n(U_j) + \mathcal{O}_p(n^2 \rho_n)$
2. $\sum N_i^2 = n(n-1)(n-2) \bar{h}_n + \mathcal{O}_p \left(n^{\frac{5}{2}} \rho_n^2 \right) = n^3 \bar{h}_n + \mathcal{O}_p \left(n^{\frac{5}{2}} \rho_n^2 \right)$

Proof. 1. We show that $\sum N_i(M_i - \pi N_i) = (n-1)(n-2) \sum_j (W_j - \pi) h_n(U_j) + \mathcal{O}_p(n^2)$. Note that $\sum N_i(M_i - \pi N_i) = \sum_i \sum_{j \neq i} N_i E_{ij} (W_j - \pi) = \sum_j (W_j - \pi) \sum_{i \neq j} N_i E_{ij}$. The term $\sum_{i \neq j} N_i E_{ij}$ can be written as $\sum_{i \neq j} N_i E_{ij} = \sum_{i \neq j} \sum_{k \neq i} E_{ik} E_{ij} = \sum_{i \neq j} \sum_{k \neq i, j} E_{ik} E_{ij} + \sum_{i \neq j} E_{ij}^2$. Hence

$$\begin{aligned} \sum N_i(M_i - \pi N_i) &= \sum_j \sum_{i \neq j} \sum_{k \neq i, j} E_{ik} E_{ij} (W_j - \pi) + \sum_j \sum_{i \neq j} E_{ij}^2 (W_j - \pi) \\ &= \sum_{i, j, k \text{ all distinct}} E_{ik} E_{ij} (W_j - \pi) + \mathcal{O}_p(n^2 \rho_n c_u). \end{aligned}$$

We'll then show that $\sum_{i,j,k \text{ all distinct}} E_{ik} E_{ij} (W_j - \pi)$ can be well approximated by $\sum_{i,j,k \text{ all distinct}} g_n(U_i) E_{ij} (W_j - \pi)$. Consider $\sum_{i,j,k \text{ all distinct}} E_{ij} (E_{ik} - g_n(U_i)) (W_j - \pi)$:

$$\begin{aligned}
& \mathbb{E} \left[\sum_{i,j,k \text{ all distinct}} E_{ij} (E_{ik} - g_n(U_i)) (W_j - \pi) \right]^2 \\
&= \sum_{(i_1, i_2, j, k) \text{ all distinct}} \mathbb{E} [E_{i_1 j} E_{i_2 j} (E_{i_1 k} - g_n(U_{i_1})) (E_{i_2 k} - g_n(U_{i_2})) (W_j - \pi)^2] \\
&\quad + \sum_{(i, j, k) \text{ all distinct}} \mathbb{E} [E_{ij}^2 (E_{ik} - g_n(U_i))^2 (W_j - \pi)^2] \\
&\leq \pi(1 - \pi)(n^4 c_u^4 \rho_n^4 + n^3 c_u^3 \rho_n^3) \leq C n^4 c_u^4 \rho_n^4.
\end{aligned}$$

Hence we have $N_i(M_i - \pi N_i) = \sum_{i,j,k \text{ all distinct}} g_n(U_i) E_{ij} (W_j - \pi) + \mathcal{O}_p(n^2 \rho_n) = (n - 2) \sum_{i,j \text{ distinct}} g_n(U_i) E_{ij} (W_j - \pi) + \mathcal{O}_p(n^2 \rho_n)$. Then consider $\sum_{i,j \text{ distinct}} (g_n(U_i) E_{ij} - h_n(U_j)) (W_j - \pi)$,

$$\begin{aligned}
& \mathbb{E} \left[\sum_{i,j \text{ distinct}} (g_n(U_i) E_{ij} - h_n(U_j)) (W_j - \pi) \right]^2 \\
&= \sum_{\substack{(i_1, i_2, j) \\ j \neq i_1, i_2}} (g_n(U_{i_1}) E_{i_1 j} - h_n(U_j)) (g_n(U_{i_2}) E_{i_2 j} - h_n(U_j)) (W_j - \pi)^2 \\
&\leq \pi(1 - \pi) n^3 \rho_n^4.
\end{aligned}$$

This shows that $\sum_{i,j \text{ distinct}} g_n(U_i) E_{ij} (W_j - \pi)$ is close to $\sum_{i,j \text{ distinct}} h_n(U_j) (W_j - \pi)$ with a negligible error. Hence

$$\begin{aligned}
N_i(M_i - \pi N_i) &= (n - 2) \sum_{i,j \text{ distinct}} g_n(U_j) E_{ij} (W_j - \pi) + \mathcal{O}_p(n^2 \rho_n) \\
&= (n - 2)(n - 1) \sum_j h_n(U_j) (W_j - \pi) + \mathcal{O}_p(n^2 \rho_n).
\end{aligned}$$

2. We show that $\sum_i N_i^2 = n(n - 1)(n - 2) \bar{h}_n + \mathcal{O}_p(n^{\frac{5}{2}}) \rho_n^2$. Note that $\sum_i N_i^2 = \sum_i \sum_{j \neq i, k \neq i} E_{ij} E_{ik} = \sum_{i,j,k \text{ distinct}} E_{ij} E_{ik} + \mathcal{O}_p(n^2 \rho_n)$. And the expectation of $\sum_{i,j,k \text{ distinct}} E_{ij} E_{ik}$ is $\mathbb{E} [\sum_{i,j,k \text{ distinct}} E_{ij} E_{ik}] = n(n - 1)(n - 2) \mathbb{E} [E_{ij} E_{ik}] = n(n - 1)(n - 2) \bar{h}_n$. The variance of $\sum_{i,j,k \text{ distinct}} E_{ij} E_{ik}$ is given by

$$\begin{aligned}
\mathbb{E} \left[\sum_{i,j,k \text{ distinct}} (E_{ij} E_{ik} - \bar{h}_n) \right]^2 &= \sum_{\substack{i_1, j_1, k_1 \text{ distinct} \\ i_2, j_2, k_2 \text{ distinct}}} \mathbb{E} [(E_{i_1 j_1} E_{i_1 k_1} - \bar{h}_n) (E_{i_2 j_2} E_{i_2 k_2} - \bar{h}_n)] \\
&\leq C(n^5 \rho_n^4 + n^4 \rho_n^3 + n^3 \rho_n^2) \leq C n^5 \rho_n^4.
\end{aligned}$$

Hence $\sum_i N_i^2 = n(n - 1)(n - 2) \bar{h}_n + \mathcal{O}_p(n^{\frac{5}{2}} \rho_n^2)$.

□

Lemma 15. Assuming the conditions of Theorem 6 for sparse graphs and Theorem 8 for dense graphs,

$$\hat{\beta} = \frac{1}{n\bar{h}_n} \sum_j h_n(U_j)(W_j - \pi) + \mathcal{O}_p\left(\frac{1}{n\rho_n}\right) = \mathcal{O}_p\left(\frac{1}{\sqrt{n}}\right).$$

Proof. From the definition of $\hat{\beta}$, we know that

$$\hat{\beta} = -\frac{\sum_i N_i(M_i - \pi N_i)}{\pi(1 - \pi) \sum_i N_i^2}.$$

By Lemma 14, the numerator is

$$\sum N_i(M_i - \pi N_i) = n^2 \sum_j h_n(U_j)(W_j - \pi) + \mathcal{O}_p(n^2 \rho_n),$$

and the denominator is

$$\sum N_i^2 = n^3 \bar{h}_n + \mathcal{O}_p(n^{\frac{5}{2}} \rho_n^2).$$

Note that we also have $n^2 \sum_j h_n(U_j)(W_j - \pi) = \mathcal{O}_p(n^{\frac{5}{2}} \rho_n^2)$, $n^3 \bar{h}_n = \mathcal{O}_p(n^3 \rho_n^2)$ and $n^3 \bar{h}_n \geq n^3 \rho_n^2 c_l$ for large n .

Hence

$$\begin{aligned} \hat{\beta} &= \frac{1}{n\bar{h}_n} \sum_j h_n(U_j)(W_j - \pi) + \mathcal{O}_p\left(\frac{(n^2 \rho_n)(n^3 \rho_n^2) + (n^{\frac{5}{2}} \rho_n^2)(n^{\frac{5}{2}} \rho_n^2)}{(n^3 \rho_n^2)^2}\right) \\ &= \frac{1}{n\bar{h}_n} \sum_j h_n(U_j)(W_j - \pi) + \mathcal{O}_p\left(\frac{1}{n\rho_n}\right) \\ &= \mathcal{O}_p\left(\frac{1}{\sqrt{n}}\right). \end{aligned}$$

□

Lemma 16. For indexes in $\{1, \dots, n\}$, for random variables X indexed by (i, j) , Y indexed by (i, j, k)

1.

$$\begin{aligned} \left(\sum_{(i,j), i \neq j} X_{ij} \right)^2 &= \sum_{\substack{(i,j) \\ i \neq j}} X_{ij}(X_{ij} + X_{ji}) + \sum_{\substack{(i,j,k) \\ \text{all distinct}}} X_{ij}(X_{ik} + X_{jk} + X_{ki} + X_{kj}) \\ &\quad + \sum_{\substack{(i,j,k,l) \\ \text{all distinct}}} X_{ij}X_{kl} \end{aligned}$$

2.

$$\begin{aligned} \text{Var} \left[\sum_{(i,j), i \neq j} X_{ij} \right] &= \sum_{\substack{(i,j) \\ i \neq j}} \text{Cov} [X_{ij}, X_{ij} + X_{ji}] + \sum_{\substack{(i,j,k) \\ \text{all distinct}}} \text{Cov} [X_{ij}, X_{ik} + X_{jk} + X_{ki} + X_{kj}] \\ &\quad + \sum_{\substack{(i,j,k,l) \\ \text{all distinct}}} \text{Cov} [X_{ij}, X_{kl}] \end{aligned}$$

3. If $\text{Var} [X_{ij}] \leq a$ for any i, j , then

$$\text{Var} \left[\sum_{(i,j), i \neq j} X_{ij} \right] \leq 4n^3 a + \sum_{\substack{(i,j,k,l) \\ \text{all distinct}}} \text{Cov} [X_{ij}, X_{kl}]$$

Proof. 1 and 2 follow from breaking brackets. 3 is a direct corollary of 2. \square

Lemma 17. Let X_i be i.i.d. random variables in \mathbb{R}^{d_1} . Let $Y_{ij} \in \mathbb{R}^{d_2}$ be some other i.i.d random variables satisfying $Y_{ij} = Y_{ji}$. Assume Y 's are independent of X 's. Consider a function ϕ . If ϕ satisfies $\mathbb{E} [\phi(X_i, X_j, Y_{ij}) | X_i] = 0$ and $\mathbb{E} [\phi(X_i, X_j, Y_{ij}) | X_j] = 0$, then $\sum_{(i,j), i \neq j} \phi(X_i, X_j, Y_{ij})$ has zero mean. Furthermore, $\text{Var} \left[\sum_{(i,j), i \neq j} \phi(X_i, X_j, Y_{ij}) \right] = \sum_{(i,j), i \neq j} \left(\mathbb{E} [\phi(X_i, X_j, Y_{ij})^2] + \mathbb{E} [\phi(X_i, X_j, Y_{ij}) \phi(X_j, X_i, Y_{ij})] \right)$. Hence an upper bound of the variance is $\text{Var} \left[\sum_{(i,j), i \neq j} \phi(X_i, X_j, Y_{ij}) \right] \leq 2 \sum_{(i,j), i \neq j} \mathbb{E} [\phi(X_i, X_j, Y_{ij})^2]$.

Proof. For expectation, $\mathbb{E} [\phi(X_i, X_j, Y_{ij})] = \mathbb{E} [\mathbb{E} [\phi(X_i, X_j, Y_{ij}) | X_i]] = 0$.

Define $\tilde{\phi}(X_i, X_j, Y_{ij}) = \phi(X_i, X_j, Y_{ij}) + \phi(X_j, X_i, Y_{ij})$. Then $\tilde{\phi}(X_i, X_j, Y_{ij})$ is symmetric in i and j . Furthermore, it still enjoys the property that $\mathbb{E} [\tilde{\phi}(X_i, X_j, Y_{ij}) | X_i] = 0$ and $\mathbb{E} [\tilde{\phi}(X_i, X_j, Y_{ij}) | X_j] = 0$. We can rewrite the target quantity $\sum_{(i,j), i \neq j} \phi(X_i, X_j, Y_{ij}) = 1/2 \sum_{(i,j), i \neq j} \tilde{\phi}(X_i, X_j, Y_{ij})$.

For variance, note that for i, j, k, l distinct, $\text{Cov} [\tilde{\phi}(X_i, X_j, Y_{ij}), \tilde{\phi}(X_k, X_l, Y_{kl})] = 0$ as the two terms are independent. Hence $\mathbb{E} [\tilde{\phi}(X_i, X_j, Y_{ij}) \tilde{\phi}(X_k, X_l, Y_{kl})] = 0$. For i, j, k distinct,

$$\mathbb{E} [\tilde{\phi}(X_i, X_j, Y_{ij}), \tilde{\phi}(X_i, X_k, Y_{ik})] = \mathbb{E} [\mathbb{E} [\tilde{\phi}(X_i, X_j, Y_{ij}) \tilde{\phi}(X_i, X_k, Y_{ik}) | X_i]] = 0.$$

Hence

$$\begin{aligned} \text{Var} \left[\sum_{\substack{(i,j) \\ i \neq j}} \tilde{\phi}(X_i, X_j, Y_{ij}) \right] &= \mathbb{E} \left[\left(\sum_{\substack{(i,j) \\ i \neq j}} \tilde{\phi}(X_i, X_j, Y_{ij}) \right)^2 \right] \\ &= 2 \sum_{\substack{(i,j) \\ i \neq j}} \mathbb{E} [\tilde{\phi}(X_i, X_j, Y_{ij})^2] + 4 \sum_{\substack{(i,j,k) \\ \text{all distinct}}} \mathbb{E} [\tilde{\phi}(X_i, X_j, Y_{ij}) \tilde{\phi}(X_i, X_k, Y_{ik})] \\ &\quad + \sum_{\substack{(i,j,k,l) \\ \text{all distinct}}} \mathbb{E} [\tilde{\phi}(X_i, X_j, Y_{ij}) \tilde{\phi}(X_k, X_l, Y_{kl})] \\ &= 2 \sum_{\substack{(i,j) \\ i \neq j}} \mathbb{E} [\tilde{\phi}(X_i, X_j, Y_{ij})^2]. \end{aligned}$$

Note that $\tilde{\phi}(X_i, X_j, Y_{ij})^2 = \phi(X_i, X_j, Y_{ij})^2 + \phi(X_j, X_i, Y_{ij})^2 + 2\phi(X_i, X_j, Y_{ij})\phi(X_j, X_i, Y_{ij})$.

Hence

$$\sum_{\substack{(i,j) \\ i \neq j}} \mathbb{E} [\tilde{\phi}(X_i, X_j, Y_{ij})^2] = 2 \sum_{\substack{(i,j) \\ i \neq j}} \left(\mathbb{E} [\phi(X_i, X_j, Y_{ij})^2] + \mathbb{E} [\phi(X_i, X_j, Y_{ij})\phi(X_j, X_i, Y_{ij})] \right).$$

Combining the above results, we get

$$\text{Var} \left[\sum_{(i,j), i \neq j} \phi(X_i, X_j, Y_{ij}) \right] = \sum_{(i,j), i \neq j} \left(\mathbb{E} [\phi(X_i, X_j, Y_{ij})^2] + \mathbb{E} [\phi(X_i, X_j, Y_{ij})\phi(X_j, X_i, Y_{ij})] \right).$$

The upper bound follows trivially from Cauchy-Schwartz inequality. \square

Lemma 18 (Bernstein-type bound). *For any random variable satisfying the Bernstein condition (36) we have*

$$\mathbb{E} \left[e^{\lambda(X-\mu)} \right] \leq e^{\frac{\lambda^2 \sigma^2/2}{1-b|\lambda|}} \quad \text{for all } |\lambda| < \frac{1}{b},$$

and, moreover, the concentration inequality

$$\mathbb{P} [|X - \mu| \geq t] \leq 2e^{-\frac{t^2}{2(\sigma^2 + bt)}} \quad \text{for all } t \geq 0.$$

Proof. See [Wainwright \[2019\]](#) \square

Lemma 19. *In the sparse graph setting, under the conditions of Theorem 6, for n large,*

$$\mathbb{E} \left[\left| G(U_1, U_2) - \frac{G_n(U_1, U_2)}{\rho_n} \right|^m \right] \leq C_m e^{-Cn^\kappa},$$

where C_m is a constant depending on m .

Proof. For simplicity we write $G = G(U_1, U_2)$, and $G_n = G_n(U_1, U_2)$. Note that as $G_n = \min(1, \rho_n G)$, $G - \frac{G_n}{\rho_n} = \left(G - \frac{1}{\rho_n} \right) \mathbf{1} \left\{ G \geq \frac{1}{\rho_n} \right\}$. Hence for $m \in \mathbb{N}_+$, $\mathbb{E} \left[\left| G - \frac{G_n}{\rho_n} \right|^m \right] = \mathbb{E} \left[\left(G - \frac{1}{\rho_n} \right)^m \mathbf{1} \left\{ G \geq \frac{1}{\rho_n} \right\} \right] \leq \mathbb{E} \left[(G - \bar{g})^m \mathbf{1} \left\{ G \geq \frac{1}{\rho_n} \right\} \right]$ if $\frac{1}{\rho_n} > \bar{g}$. Recall that $\bar{g}_n = \mathbb{E}[G]$. By Cauchy-Schwartz inequality, $\mathbb{E} \left[(G - \bar{g})^m \mathbf{1} \left\{ G \geq \frac{1}{\rho_n} \right\} \right] \leq \mathbb{E} \left[(G - \bar{g})^{2m} \right] \mathbb{P} \left[G \geq \frac{1}{\rho_n} \right] \leq \mathbb{E} \left[(G - \bar{g})^{2m} \right] \mathbb{P} \left[G - \bar{g} \geq \frac{1}{2\rho_n} \right]$ if $\frac{1}{2\rho_n} > \bar{g}$. Therefore if $\frac{1}{2\rho_n} > \bar{g}$, we have

$$\mathbb{E} \left[\left| G - \frac{G_n}{\rho_n} \right|^m \right] \leq \mathbb{E} \left[(G - \bar{g})^{2m} \right] \mathbb{P} \left[G - \bar{g} \geq \frac{1}{2\rho_n} \right].$$

Now note that by definition of the Bernstein's condition, $\mathbb{E} \left[(G - \bar{g})^{2m} \right] \leq \frac{1}{2} (2m)! \sigma^2 b^{2m-2}$.

By lemma 18, we further have $\mathbb{P} \left[G - \bar{g} \geq \frac{1}{2\rho_n} \right] \leq 2e^{-\frac{1/(4\rho_n^2)}{2(\sigma^2 + b/(2\rho_n))}} \leq C e^{-Cn^\kappa}$, when n is large. Note also that since $\rho_n \rightarrow 0$, $\frac{1}{2\rho_n} > \bar{g}_n$ when n is large. Combining the above, we have for n large,

$$\mathbb{E} \left[\left| G - \frac{G_n}{\rho_n} \right|^m \right] \leq C_m e^{-Cn^\kappa},$$

where C_m is a constant depending on m . \square

Corollary 20. *In the sparse graph setting, under the conditions of Theorem 6, for n large,*

$$\mathbb{E} \left[\left| g(U_1) - \frac{g_n(U_1)}{\rho_n} \right|^m \right] \leq C_m e^{-Cn^\kappa},$$

where C_m is a constant depending on m .

Proof. Note that $g(U_1) - \frac{g_n(U_1)}{\rho_n} = \mathbb{E} \left[G(U_1) - \frac{G_n(U_1)}{\rho_n} \middle| U_1 \right]$. As $f(x) = |x|^m$ is a convex function, by Jensen's inequality,

$$\left| g(U_1) - \frac{g_n(U_1)}{\rho_n} \right|^m \leq \mathbb{E} \left[\left| G(U_1) - \frac{G_n(U_1)}{\rho_n} \right|^m \middle| U_1 \right].$$

The claim follows by taking expectations on both hand side of the above inequality. \square

8.7 Two Propositions to prove Theorem 6 and Theorem 8

We'll start by showing Proposition 21. This proposition allows us to decompose the estimator into a zero-mean part, a bias part, a small $\mathcal{O}_p \left(\frac{B}{\sqrt{n\rho_n}} \right)$ error and the estimand τ_{IND} .

With the nice forms in Proposition 21, we'll proceed to show Proposition 22 that says except for two mean-zero terms T_{11} and T_{31} , which is of scale $\mathcal{O}_p(\sqrt{\rho_n})$, all other mean-zero terms T_{ij} are $\mathcal{O}_p(\rho_n)$. The bias is also of scale $\mathcal{O}_p(\rho_n)$.

This means that in the sparse graph setting, $T_{11} + T_{31}$ is the leading term in the asymptotic regime. By focusing on it, we'll be able to show a central limit theorem for it and hence a central limit theorem for the PC balancing estimator. In the dense setting, the proposition allows us to write the estimator in an explicit form. We'll make these precise in Section 8.8 and 8.9.

Proposition 21 (Terms of PC balancing estimator $\hat{\tau}_{\text{IND}}^{\text{PC}}$). *Under the assumptions of Theorem 6 or Theorem 8, the PC balancing estimator*

$$\hat{\tau}_{\text{IND}}^{\text{PC}} = \tau_{\text{IND}} + \text{Bias} + T_1 + T_2 + T_3 + T_4 + T_5 + T_6 + \mathcal{O}_p \left(\frac{B}{\sqrt{n\rho_n}} \right),$$

where

$$\begin{aligned} \text{Bias} = & -\frac{1}{\bar{h}_n} \mathbb{E} [h_n(U_i) g_n(U_i) (f_{\theta_i}(1, \pi) - f_{\theta_i}(0, \pi))] \\ & - \frac{\mathbb{E} [h_n(U_i) g_n(U_i)]}{\bar{h}_n \bar{g}_n} \mathbb{E} [(\pi f'_{\theta_i}(1, \pi) + (1 - \pi) f'_{\theta_i}(0, \pi)) g_n(U_j)], \end{aligned}$$

$$T_1 = T_{11} + T_{12},$$

$$T_{11} = \frac{1}{n\pi(1-\pi)} \sum_{\substack{i,j \\ i \neq j}} (W_i - \pi) E_{ij} (W_j - \pi) (f_{\theta_i}(1, \pi) - f_{\theta_i}(0, \pi)),$$

$$T_{12} = -\frac{1}{n\pi(1-\pi)\bar{h}_n} \sum_{\substack{(i,j) \\ i \neq j}} (W_i - \pi)(W_j - \pi) h_n(U_j) g_n(U_i) (f_{\theta_i}(1, \pi) - f_{\theta_i}(0, \pi)),$$

$$T_2 = T_{21} + T_{22},$$

$$T_{21} = \frac{\rho/\rho_n}{n\pi(1-\pi)} \sum_{\substack{(j,k) \\ j \neq k}} (h_n(U_j) - H_n(U_k, U_j))(W_j - \pi),$$

$$T_{22} = \frac{\rho}{n\pi(1-\pi)\rho_n\bar{h}_n} \sum_{\substack{(i,j) \\ i \neq j}} h_n(U_j)(W_j - \pi)(h_n(U_i) - \bar{h}_n),$$

$$T_3 = T_{31} + T_{32},$$

$$T_{31} = \frac{1}{n\pi(1-\pi)} \sum_{\substack{(i,j) \\ i \neq j}} \eta_i E_{ij} (W_j - \pi),$$

$$T_{32} = \frac{1}{n^2\bar{h}_n} \sum_{\substack{(i,j) \\ i \neq j}} \eta_i N_i h_n(U_j)(W_j - \pi),$$

$$T_4 = T_5 = 0,$$

$$T_6 = T_{61} + T_{62},$$

$$T_{61} = \frac{1}{n} \sum_{\substack{(j,k) \\ j \neq k}} (W_j - \pi)(W_k - \pi) A(U_k, U_j),$$

$$T_{62} = \frac{1}{n\pi(1-\pi)\bar{h}_n} \sum_{\substack{(i,j) \\ i \neq j}} h_n(U_i) C(U_j) (W_i - \pi)(W_j - \pi).$$

Here $\rho = \mathbb{E}[b_i g(U_i)] / \mathbb{E}[g^2(U_i)]$, $b_i = \pi f_{\theta_i}(1, \pi) + (1 - \pi) f_{\theta_i}(0, \pi)$, $\eta_i = b_i - \rho g(U_i)$, $A(U_k, U_j) = n \mathbb{E} \left[\frac{E_{ij} E_{ik} B(U_i)}{N_i} \middle| U_j, U_k \right]$, $B(U_i) = \mathbb{E}[\pi f'_{\theta_i}(1, \pi) + (1 - \pi) f'_{\theta_i}(0, \pi) | U_i]$, and $C(U_j) = \mathbb{E}[B(U_i) E_{ij} | U_j]$.

Proposition 22 (Terms of PC balancing estimator $\hat{\tau}_{\text{IND}}^{\text{PC}}$). Bias $= \mathcal{O}_p(\rho_n)$. For the expectation of the T terms, $\mathbb{E}[T_{ij}] = 0$. For the scale of the T terms themselves, $T_{11} + T_{31} = \mathcal{O}_p(\sqrt{\rho_n})$, and for all $(i, j) \neq (1, 1)$ or $(3, 1)$, $T_{ij} = \mathcal{O}_p(\rho_n)$.

8.8 Proof of Theorem 8

In the dense graph setting, we have $\rho_n = 1$. Hence it follows directly from Proposition 21 and 22 that

$$\hat{\tau}_{\text{IND}}^{\text{PC}} - \tau_{\text{IND}} = \text{Bias} + \epsilon + \mathcal{O}_p\left(\frac{1}{\sqrt{n}}\right),$$

where

$$\begin{aligned} \text{Bias} = & -\frac{1}{h} \mathbb{E} [h(U_i)g(U_i) (f_{\theta_i}(1, \pi) - f_{\theta_i}(0, \pi))] \\ & - \frac{\mathbb{E} [h(U_i)g(U_i)]}{\bar{h}\bar{g}} \mathbb{E} [(\pi f'_{\theta_i}(1, \pi) + (1 - \pi)f'_{\theta_i}(0, \pi)) g(U_j)], \end{aligned}$$

$\mathbb{E} [\epsilon] = 0$ and $\epsilon = \mathcal{O}_p(1)$.

Note also that $\bar{\tau}_{\text{IND}} - \tau_{\text{IND}}$ is an average of i.i.d. random variables bounded by CB . Hence $\bar{\tau}_{\text{IND}} = \tau_{\text{IND}} + \mathcal{O}_p\left(\frac{B}{\sqrt{n}}\right)$. Hence the same results holds for $\hat{\tau}_{\text{IND}}^{\text{PC}}$:

$$\hat{\tau}_{\text{IND}}^{\text{PC}} - \bar{\tau}_{\text{IND}} = \text{Bias} + \epsilon + \mathcal{O}_p\left(\frac{1}{\sqrt{n}}\right).$$

8.9 Proof of Theorem 6

It follows directly from Proposition 21 and 22 that

$$\hat{\tau}_{\text{IND}}^{\text{PC}} - \tau_{\text{IND}} = T_{11} + T_{31} + \mathcal{O}_p\left(\rho_n + \frac{1}{\sqrt{n\rho_n}}\right) = \epsilon_n + \mathcal{O}_p\left(\rho_n + \frac{1}{\sqrt{n\rho_n}}\right),$$

where

$$\epsilon_n = \frac{1}{n\pi(1-\pi)} \sum_{\substack{(i,j) \\ i \neq j}} (W_i - \pi) E_{ij} \xi_j,$$

$\xi_i = (W_i - \pi)(f_{\theta_i}(1, \pi) - f_{\theta_i}(0, \pi)) + \eta_i$, $b_i = \pi f_{\theta_i}(1, \pi) + (1 - \pi)f_{\theta_i}(0, \pi)$, and $\eta_i = b_i - \mathbb{E} [b_i g(U_i)] g(U_i) / \bar{h}$.

Note also that $\bar{\tau}_{\text{IND}} - \tau_{\text{IND}}$ is an average of i.i.d. random variables bounded by CB . Hence $\bar{\tau}_{\text{IND}} = \tau_{\text{IND}} + \mathcal{O}_p\left(\frac{B}{\sqrt{n}}\right)$. Hence the same results holds for $\hat{\tau}_{\text{IND}}^{\text{PC}}$:

$$\hat{\tau}_{\text{IND}}^{\text{PC}} - \bar{\tau}_{\text{IND}} = \epsilon_n + \mathcal{O}_p\left(\rho_n + \frac{1}{\sqrt{n\rho_n}}\right).$$

The following proposition gives the asymptotic distribution of ϵ_n .

Proposition 23 (Central limit theorem of the leading term). *Let*

$$\epsilon_n = \frac{1}{n\pi(1-\pi)} \sum_{\substack{(i,j) \\ i \neq j}} (W_i - \pi) E_{ij} \xi_j.$$

Under the conditions of Theorem 6, ϵ_n has an asymptotic gaussian distribution:

$$\frac{\epsilon_n}{\sqrt{\rho_n}} \xrightarrow{d} \mathcal{N}(0, \sigma_{\text{IND}}^2),$$

where $\sigma_{\text{IND}}^2 = \mathbb{E} [G(U_1, U_2) (\alpha_1^2 + \alpha_1 \alpha_2)] + \mathbb{E} [g(U_1) \eta_1^2] / (\pi(1-\pi))$, $\alpha_i = f_{\theta_i}(1, \pi) - f_{\theta_i}(0, \pi)$, $b_i = \pi f_{\theta_i}(1, \pi) + (1 - \pi)f_{\theta_i}(0, \pi)$ and $\eta_i = b_i - \mathbb{E} [b_i g(U_i)] g(U_i) / \bar{h}$.

With this, we have

$$\frac{\hat{\tau}_{\text{IND}}^{\text{PC}} - \tau_{\text{IND}}}{\sqrt{\rho_n \sigma_{\text{IND}}}} \rightarrow \mathcal{N}(0, 1), \quad \frac{\hat{\tau}_{\text{IND}}^{\text{PC}} - \bar{\tau}_{\text{IND}}}{\sqrt{\rho_n \sigma_{\text{IND}}}} \rightarrow \mathcal{N}(0, 1),$$

where $\sigma_{\text{IND}}^2 = \mathbb{E} [G(U_1, U_2) (\alpha_1^2 + \alpha_1 \alpha_2)] + \mathbb{E} [g(U_1) \eta_1^2] / (\pi(1-\pi))$, $\alpha_i = f_{\theta_i}(1, \pi) - f_{\theta_i}(0, \pi)$, $b_i = \pi f_{\theta_i}(1, \pi) + (1-\pi) f_{\theta_i}(0, \pi)$ and $\eta_i = b_i - \mathbb{E} [b_i g(U_i)] g(U_i) / \bar{h}$, which completes the proof of Theorem 6.

8.10 Proof of Proposition 21

Recall the PC balancing estimator looks like

$$\hat{\tau}_{\text{IND}}^{\text{PC}} = \sum_i Y_i \left(\frac{M_i}{\pi} - \frac{N_i - M_i}{1 - \pi} + \hat{\beta} N_i \right) = \sum_i Y_i \left(\hat{\beta} N_i + \frac{1}{\pi(1 - \pi)} (M_i - \pi N_i) \right)$$

Note that by Taylor expansion, we can decompose $Y_i = f_{\theta_i}(W_i, \frac{M_i}{N_i}) = f_{\theta_i}(W_i, \pi) + f'_{\theta_i}(W_i, \pi) \left(\frac{M_i}{N_i} - \pi \right) + f''_{\theta_i}(W_i, \pi^*) \left(\frac{M_i}{N_i} - \pi \right)^2$ for some π^* between π and $\frac{M_i}{N_i}$. As our estimator has a form of $\hat{\tau}_{\text{IND}}^{\text{PC}} = \sum_i Y_i \hat{\gamma}_i$, we can decompose the estimator into three parts:

$$\hat{\tau}_{\text{IND}}^{\text{PC}} = \sum_i \hat{\gamma}_i f_{\theta_i}(W_i, \pi) + \hat{\gamma}_i \sum_i f'_{\theta_i}(W_i, \pi) \left(\frac{M_i}{N_i} - \pi \right) + \hat{\gamma}_i \sum_i f''_{\theta_i}(W_i, \pi^*) \left(\frac{M_i}{N_i} - \pi \right)^2.$$

We'll analyze all three parts one by one. Specifically, we will show that each part can be further written as a sum of a few different mean zero terms, plus a constant, plus a small $\mathcal{O}_p \left(\frac{B}{\sqrt{n \rho_n}} \right)$ error.

8.10.1 Constant term

If we define $b_i = \pi f_{\theta_i}(1, \pi) + (1 - \pi) f_{\theta_i}(0, \pi) = \rho g(U_i) + \eta_i$, where $\mathbb{E} [\eta_i g(U_i)] = 0$, then we can rewrite $f_{\theta_i}(W_i, \pi) = (W_i - \pi) [f_{\theta_i}(1, \pi) - f_{\theta_i}(0, \pi)] + (\pi f_{\theta_i}(1, \pi) + (1 - \pi) f_{\theta_i}(0, \pi)) = (W_i - \pi) [f_{\theta_i}(1, \pi) - f_{\theta_i}(0, \pi)] + \rho g(U_i) + \eta_i$. Note that $\rho \mathbb{E} [g^2(U_i)] = \mathbb{E} [b_i g(U_i)]$. Hence $\rho \leq \mathbb{E} [b_i g(U_i)] / \mathbb{E} [g^2(U_i)] \leq \sqrt{\mathbb{E} [b_i^2] / \mathbb{E} [g^2(U_i)]} \leq B / c_l$.

Here we want to study the term

$$\begin{aligned} & \frac{1}{n} \sum_i f_{\theta_i}(W_i, \pi) \left(\frac{M_i}{\pi} - \frac{N_i - M_i}{1 - \pi} + \hat{\beta} N_i \right) \\ &= \frac{1}{n} \sum_i f_{\theta_i}(W_i, \pi) \left(\frac{1}{\pi(1 - \pi)} (M_i - \pi N_i) + \hat{\beta} N_i \right) \\ &= \frac{1}{n} \sum_i (W_i - \pi) [f_{\theta_i}(1, \pi) - f_{\theta_i}(0, \pi)] \left(\frac{1}{\pi(1 - \pi)} (M_i - \pi N_i) + \hat{\beta} N_i \right) \\ & \quad + \frac{\rho}{n} \sum_i g(U_i) \left(\frac{1}{\pi(1 - \pi)} (M_i - \pi N_i) + \hat{\beta} N_i \right) \\ & \quad + \frac{1}{n} \sum_i \eta_i \left(\frac{1}{\pi(1 - \pi)} (M_i - \pi N_i) + \hat{\beta} N_i \right) \end{aligned}$$

As our estimator is created to balance PC: $\sum_i N_i \left(\frac{1}{\pi(1-\pi)} (M_i - \pi N_i) + \hat{\beta} N_i \right) = 0$, this can be further written as

$$\begin{aligned}
& \frac{1}{n} \sum_i f_{\theta_i}(W_i, \pi) \left(\frac{M_i}{\pi} - \frac{N_i - M_i}{1 - \pi} + \hat{\beta} N_i \right) \\
&= \frac{1}{n} \sum_i (W_i - \pi) [f_{\theta_i}(1, \pi) - f_{\theta_i}(0, \pi)] \left(\frac{1}{\pi(1 - \pi)} (M_i - \pi N_i) + \hat{\beta} N_i \right) \\
&\quad + \frac{\rho}{n\rho_n} \sum_i \left(\rho_n g(U_i) - \frac{N_i}{n-1} \right) \left(\frac{1}{\pi(1 - \pi)} (M_i - \pi N_i) + \hat{\beta} N_i \right) \\
&\quad + \frac{1}{n} \sum_i \eta_i \left(\frac{1}{\pi(1 - \pi)} (M_i - \pi N_i) + \hat{\beta} N_i \right) \\
&= \frac{1}{n} \sum_i (W_i - \pi) [f_{\theta_i}(1, \pi) - f_{\theta_i}(0, \pi)] \left(\frac{1}{\pi(1 - \pi)} (M_i - \pi N_i) + \hat{\beta} N_i \right) \\
&\quad + \frac{\rho}{n\rho_n} \sum_i \left(g_n(U_i) - \frac{N_i}{n-1} \right) \left(\frac{1}{\pi(1 - \pi)} (M_i - \pi N_i) + \hat{\beta} N_i \right) \\
&\quad + \frac{1}{n} \sum_i \eta_i \left(\frac{1}{\pi(1 - \pi)} (M_i - \pi N_i) + \hat{\beta} N_i \right) \\
&\quad + \frac{\rho}{n\rho_n} \sum_i (\rho_n g(U_i) - g_n(U_i)) \left(\frac{1}{\pi(1 - \pi)} (M_i - \pi N_i) + \hat{\beta} N_i \right) \\
&= S_1 + S_2 + S_3 + \tilde{S}_3,
\end{aligned}$$

where S_1, S_2, S_3 and \tilde{S}_3 are the four summations respectively. We'll analyze them one by one.

\tilde{S}_3 By Corollary 20, $\mathbb{E} \left[(\rho_n g(U_i) - g_n(U_i))^2 \right] \leq \rho_n^2 C e^{-Cn^\kappa}$. By lemma 10 and 15, we have $\mathbb{E} \left[\left(\frac{1}{\pi(1-\pi)} (M_i - \pi N_i) + \hat{\beta} N_i \right)^2 \right] \leq Cn\rho_n$. Hence by Cauchy-Schwartz inequality, we have $\frac{\rho}{n\rho_n} \sum_i (\rho_n g(U_i) - g_n(U_i)) \left(\frac{1}{\pi(1-\pi)} (M_i - \pi N_i) \right) = \mathcal{O}_p(e^{-Cn^\kappa} \sqrt{n\rho_n})$.

S_1 We will analyze $S_1 = \frac{1}{n} \sum_i (W_i - \pi) [f_{\theta_i}(1, \pi) - f_{\theta_i}(0, \pi)] \left(\frac{1}{\pi(1-\pi)} (M_i - \pi N_i) + \hat{\beta} N_i \right)$ in this section. Let S_{11} and S_{12} correspond to the two summations involving $\frac{M_i - \pi N_i}{\pi(1-\pi)}$ and $\hat{\beta} N_i$ respectively. $S_1 = S_{11} + S_{12}$.

For S_{11} ,

$$\begin{aligned}
S_{11} &= \frac{1}{n\pi(1-\pi)} \sum_i (W_i - \pi) (M_i - \pi N_i) (f_{\theta_i}(1, \pi) - f_{\theta_i}(0, \pi)) \\
&= \frac{1}{n\pi(1-\pi)} \sum_i (W_i - \pi) \sum_{j \neq i} E_{ij} (W_j - \pi) (f_{\theta_i}(1, \pi) - f_{\theta_i}(0, \pi)) \\
&= \frac{1}{n\pi(1-\pi)} \sum_{\substack{i,j \\ i \neq j}} (W_i - \pi) E_{ij} (W_j - \pi) (f_{\theta_i}(1, \pi) - f_{\theta_i}(0, \pi)).
\end{aligned}$$

S_{11} is the leading term in the sparse graph setting.

For S_{12} ,

$$\begin{aligned}
S_{12} &= \frac{1}{n} \sum_i \hat{\beta} N_i (W_i - \pi) (f_{\theta_i}(1, \pi) - f_{\theta_i}(0, \pi)) \\
&= \frac{\hat{\beta}}{n} \sum_{\substack{(i,j) \\ i \neq j}} (W_i - \pi) E_{ij} (f_{\theta_i}(1, \pi) - f_{\theta_i}(0, \pi)) \\
&= \frac{\hat{\beta}}{n} \sum_i (n-1) g_n(U_i) (f_{\theta_i}(1, \pi) - f_{\theta_i}(0, \pi)) (W_i - \pi) \\
&\quad + \frac{\hat{\beta}}{n} \sum_{\substack{(i,j) \\ i \neq j}} (E_{ij} - g_n(U_i)) (f_{\theta_i}(1, \pi) - f_{\theta_i}(0, \pi)) (W_i - \pi)
\end{aligned}$$

For the term $\sum_{\substack{(i,j) \\ i \neq j}} (E_{ij} - g_n(U_i)) (f_{\theta_i}(1, \pi) - f_{\theta_i}(0, \pi)) (W_i - \pi)$, by lemma 17, its second moment is bounded by $CB^2 n^2 \rho_n$. Hence

$$S_{12} = \frac{\hat{\beta}}{n} \sum_i g_n(U_i) (f_{\theta_i}(1, \pi) - f_{\theta_i}(0, \pi)) (W_i - \pi) + \mathcal{O}_p \left(\frac{B \rho_n}{\sqrt{n}} \right)$$

Now by Lemma 15,

$$\begin{aligned}
S_{12} &= \frac{\hat{\beta}}{n} \sum_i g_n(U_i) (f_{\theta_i}(1, \pi) - f_{\theta_i}(0, \pi)) (W_i - \pi) + \mathcal{O}_p \left(\frac{B \rho_n}{\sqrt{n}} \right) \\
&= -\frac{1}{n\pi(1-\pi)\bar{h}_n} \sum_{(i,j)} (W_i - \pi)(W_j - \pi) h_n(U_j) g_n(U_i) (f_{\theta_i}(1, \pi) - f_{\theta_i}(0, \pi)) + \mathcal{O}_p \left(\frac{B \rho_n}{\sqrt{n}} \right) \\
&= -\frac{1}{n\pi(1-\pi)\bar{h}_n} \sum_{\substack{(i,j) \\ i \neq j}} (W_i - \pi)(W_j - \pi) h_n(U_j) g_n(U_i) (f_{\theta_i}(1, \pi) - f_{\theta_i}(0, \pi)) \\
&\quad - \frac{1}{n\pi(1-\pi)\bar{h}_n} \sum_i (W_i - \pi)^2 h_n(U_i) g_n(U_i) (f_{\theta_i}(1, \pi) - f_{\theta_i}(0, \pi)) + \mathcal{O}_p \left(\frac{B \rho_n}{\sqrt{n}} \right) \\
&= -\frac{1}{n\pi(1-\pi)\bar{h}_n} \sum_{\substack{(i,j) \\ i \neq j}} (W_i - \pi)(W_j - \pi) h_n(U_j) g_n(U_i) (f_{\theta_i}(1, \pi) - f_{\theta_i}(0, \pi)) \\
&\quad - \frac{1}{\bar{h}_n} \mathbb{E} [h_n(U_i) g_n(U_i) (f_{\theta_i}(1, \pi) - f_{\theta_i}(0, \pi))] + \mathcal{O}_p \left(\frac{B \rho_n}{\sqrt{n}} \right),
\end{aligned}$$

where the last line follows from law of large numbers.

S₂ We will analyze $S_2 = \frac{\rho}{n\rho_n} \sum_i \left(g_n(U_i) - \frac{N_i}{n-1} \right) \left(\frac{1}{\pi(1-\pi)} (M_i - \pi N_i) + \hat{\beta} N_i \right)$ here. Let S_{21} , S_{22} correspond to the two summations involving $\frac{1}{\pi(1-\pi)} (M_i - \pi N_i)$ and $\hat{\beta} N_i$ respectively. $S_2 = S_{21} + S_{22}$.

For S_{21} ,

$$\begin{aligned} S_{21} &= \frac{\rho/\rho_n}{n\pi(1-\pi)} \sum_i \left(g_n(U_i) - \frac{1}{n-1} \sum_{k \neq i} E_{ik} \right) \sum_{j \neq i} E_{ij}(W_j - \pi) \\ &= \frac{\rho/\rho_n}{(n-1)n\pi(1-\pi)} \sum_{\substack{i,j,k \\ k \neq i, j \neq i}} (g_n(U_i) - E_{ik}) E_{ij}(W_j - \pi). \end{aligned}$$

We will show that $\sum_{\substack{i,j,k \\ k \neq i, j \neq i}} (g_n(U_i) - E_{ik}) E_{ij}(W_j - \pi)$ can be well approximated by $(n-2) \sum_{(i,k)} (h_n(U_j) - H_n(U_k, U_j))(W_j - \pi)$. The difference between the two terms is $\sum_{\substack{(i,j,k) \\ \text{all distinct}}} (W_j - \pi)(g_n(U_i) E_{ij} - h_n(U_j) - E_{ik} E_{ij} + H_n(U_j, U_k))$. When computing the second moment of the difference, the cross terms vanish, hence its second moment is bounded by $Cn^3 \rho_n^4$. To make this argument more precise, let $Y_{ijk} = (W_j - \pi)(g_n(U_i) E_{ij} - h_n(U_j) - E_{ik} E_{ij} + H_n(U_j, U_k))$. Then for (i_1, j_1, k_1) and (i_2, j_2, k_2) , $\mathbb{E}[Y_{i_1 j_1 k_1} Y_{i_2 j_2 k_2}] = 0$ if $j_1 \neq j_2$. Hence the variance of this term can be expressed as $\sum_j \text{Var} \left[\sum_{(i,k), i,j,k \text{ distinct}} Y_{ijk} \right]$. By applying Lemma 17 to each of $\text{Var} \left[\sum_{(i,k), i,j,k \text{ distinct}} Y_{ijk} \right]$ and sum them up, we find the second moment of this term is indeed bounded by $Cn^3 \rho_n^2$. Therefore we have

$$\sum_{\substack{(i,j,k) \\ \text{all distinct}}} (g_n(U_i) - E_{ik}) E_{ij}(W_j - \pi) = (n-2) \sum_{(i,k)} (h_n(U_j) - H_n(U_k, U_j))(W_j - \pi) + \mathcal{O}_p \left(n^{\frac{3}{2}} \rho_n \right).$$

Hence

$$\begin{aligned} S_{21} &= \frac{\rho/\rho_n}{n\pi(1-\pi)} \sum_{(j,k)} (h_n(U_j) - H_n(U_k, U_j))(W_j - \pi) + \mathcal{O}_p \left(\frac{B}{\sqrt{n}} \right) \\ &= \frac{\rho/\rho_n}{n\pi(1-\pi)} \sum_{\substack{(j,k) \\ j \neq k}} (h_n(U_j) - H_n(U_k, U_j))(W_j - \pi) + \mathcal{O}_p \left(\frac{B}{\sqrt{n}} \right), \end{aligned}$$

where the last line follows from applying law of large numbers to the case of $j = k$.

For S_{22} ,

$$S_{22} = \frac{\rho \hat{\beta}}{n \rho_n} \sum_i \left(g_n(U_i) - \frac{N_i}{n-1} \right) N_i = -\frac{\rho \hat{\beta}}{(n-1)n \rho_n} \sum_{\substack{(i,j,k) \\ \text{all distinct}}} (E_{ij} - g_n(U_i)) E_{ik}.$$

We'll show that $\sum_{\substack{(i,j,k) \\ \text{all distinct}}} (E_{ij} - g_n(U_i)) E_{ik}$ is close to $\sum_{\substack{(i,j,k) \\ \text{all distinct}}} (E_{ij} - g_n(U_i)) g_n(U_i)$. The difference of the two is $\sum_{\substack{(i,j,k) \\ \text{all distinct}}} (E_{ij} - g_n(U_i))(E_{ik} - g_n(U_i))$. The variance of this term $\text{Var} \left[\sum_{\substack{(i,j,k) \\ \text{all distinct}}} (E_{ij} - g_n(U_i))(E_{ik} - g_n(U_i)) \right]$ is upper bounded by $n \sum_i \text{Var} \left[\sum_{\substack{(j,k) \\ i,j,k \text{ distinct}}} (E_{ij} - g_n(U_i))(E_{ik} - g_n(U_i)) \right]$, which is upper bounded by $Cn^4 \rho_n^2$ by Lemma 17.

Hence

$$\begin{aligned} \sum_{\substack{(i,j,k) \\ \text{all distinct}}} (E_{ij} - g_n(U_i))E_{ik} &= \sum_{\substack{(i,j,k) \\ \text{all distinct}}} (E_{ij} - g_n(U_i))g_n(U_i) + \mathcal{O}_p(n^2\rho_n) \\ &= (n-1) \sum_{\substack{i,j \\ j \neq i}} (E_{ij} - g_n(U_i))g_n(U_i) + \mathcal{O}_p(n^2\rho_n). \end{aligned}$$

Now for the term $\sum_{\substack{i,j \\ j \neq i}} [(E_{ij} - g_n(U_i))g_n(U_i) - h_n(U_j) + \bar{h}_n]$, by Lemma 17, its second moment bounded by $Cn^2\rho_n^2$. Therefore $\sum_{\substack{i,j \\ j \neq i}} (E_{ij} - g_n(U_i))g_n(U_i) = -(n-1) \sum_j (h_n(U_j) - \bar{h}_n) + \mathcal{O}_p(n\rho_n)$, and $\sum_{\substack{(i,j,k) \\ \text{all distinct}}} (E_{ij} - g_n(U_i))E_{ik} = -n^2 \sum_j (h_n(U_j) - \bar{h}_n) + \mathcal{O}_p(n^2\rho_n)$. Hence

$$\begin{aligned} S_{22} &= \frac{\rho}{\rho_n} \hat{\beta} \sum_j (h_n(U_j) - \bar{h}_n) + \mathcal{O}_p\left(\frac{B}{\sqrt{n}}\right) \\ &= \frac{\rho}{n\pi(1-\pi)\rho_n\bar{h}_n} \sum_{i,j} h_n(U_j)(W_j - \pi)(h_n(U_i) - \bar{h}_n) + \mathcal{O}_p\left(\frac{B}{\sqrt{n}}\right) \\ &= \frac{\rho}{n\pi(1-\pi)\rho_n\bar{h}_n} \sum_{\substack{(i,j) \\ i \neq j}} h_n(U_j)(W_j - \pi)(h_n(U_i) - \bar{h}_n) + \mathcal{O}_p\left(\frac{B}{\sqrt{n}}\right). \end{aligned}$$

S₃

$$S_3 = \frac{1}{n} \sum_i \eta_i \left(\frac{1}{\pi(1-\pi)} (M_i - \pi N_i) + \hat{\beta} N_i \right) = S_{31} + S_{32}.$$

Recall that η_i is defined such that $b_i = \pi f_{\theta_i}(1, \pi) + (1-\pi)f_{\theta_i}(0, \pi) = \rho g(U_i) + \eta_i$ and $\mathbb{E}[\eta_i g(U_i)] = 0$. Hence we know that the (U_i, η_i) 's are i.i.d. As $|b_i| \leq B$, we know that $|\eta_i| \leq 2B$.

For S_{31} ,

$$S_{31} = \frac{1}{n\pi(1-\pi)} \sum_i \eta_i (M_i - \pi N_i) = \frac{1}{n\pi(1-\pi)} \sum_{\substack{(i,j) \\ i \neq j}} \eta_i E_{ij} (W_j - \pi).$$

For S_{32} ,

$$S_{32} = \frac{\hat{\beta}}{n} \sum_i \eta_i N_i = \frac{\hat{\beta}}{n} \sum_{\substack{(i,j) \\ i \neq j}} \eta_i E_{ij}.$$

Note that $\hat{\beta} = \frac{1}{n\bar{h}_n} \sum_j h_n(U_j)(W_j - \pi) + \mathcal{O}_p\left(\frac{1}{n\rho_n}\right)$ by Lemma 15, hence we can also write S_{32} in a form of

$$\frac{1}{n^2\bar{h}_n} \sum_{\substack{(i,j) \\ i \neq j}} \eta_i N_i h_n(U_j)(W_j - \pi) + \mathcal{O}_p(1/\sqrt{n}).$$

Note that this form requires a proof of $\sum_i \eta_i N_i = \mathcal{O}_p(\rho_n n^{3/2})$. We'll postpone the proof of this to the proof of Proposition 22.

8.10.2 First derivative term

We are interested in the term

$$\frac{1}{n} \sum_i f'_{\theta_i}(W_i, \pi) \left(\frac{M_i}{N_i} - \pi \right) \left(\frac{1}{\pi(1-\pi)} (M_i - \pi N_i) + \hat{\beta} N_i \right).$$

We can write

$$f'_{\theta_i}(W_i, \pi) = (W_i - \pi)(f'_{\theta_i}(1, \pi) - f'_{\theta_i}(0, \pi)) + B(U_i) + D_i,$$

where $B(U_i) = \mathbb{E} [\pi f'_{\theta_i}(1, \pi) + (1 - \pi) f'_{\theta_i}(0, \pi) | U_i]$, and $D_i = \pi f'_{\theta_i}(1, \pi) + (1 - \pi) f'_{\theta_i}(0, \pi) - B(U_i)$. Hence we have $\mathbb{E} [D_i | U_i] = 0$. Define

$$\begin{aligned} S_4 &= \frac{1}{n} \sum_i (W_i - \pi)(f'_{\theta_i}(1, \pi) - f'_{\theta_i}(0, \pi)) \left(\frac{M_i}{N_i} - \pi \right) \left(\frac{1}{\pi(1-\pi)} (M_i - \pi N_i) + \hat{\beta} N_i \right), \\ S_5 &= \frac{1}{n} \sum_i D_i \left(\frac{M_i}{N_i} - \pi \right) \left(\frac{1}{\pi(1-\pi)} (M_i - \pi N_i) + \hat{\beta} N_i \right), \\ S_6 &= \frac{1}{n} \sum_i B(U_i) \left(\frac{M_i}{N_i} - \pi \right) \left(\frac{1}{\pi(1-\pi)} (M_i - \pi N_i) + \hat{\beta} N_i \right). \end{aligned}$$

S₄ Let

$$\begin{aligned} S_4 &= \frac{1}{n} \sum_i (W_i - \pi)(f'_{\theta_i}(1, \pi) - f'_{\theta_i}(0, \pi)) \left(\frac{M_i}{N_i} - \pi \right) \left(\frac{1}{\pi(1-\pi)} (M_i - \pi N_i) + \hat{\beta} N_i \right) \\ &= S_{41} + S_{42}, \end{aligned}$$

where they correspond to the two terms related to $\frac{1}{\pi(1-\pi)} (M_i - \pi N_i)$ and $\hat{\beta} N_i$ respectively.

For S_{41} ,

$$S_{41} = \frac{1}{n\pi(1-\pi)} \sum_i (W_i - \pi)(f'_{\theta_i}(1, \pi) - f'_{\theta_i}(0, \pi)) \frac{(M_i - \pi N_i)^2}{N_i}.$$

Consider $\sum_i (W_i - \pi)(f'_{\theta_i}(1, \pi) - f'_{\theta_i}(0, \pi)) \frac{(M_i - \pi N_i)^2}{N_i}$. Note that for i, j distinct,

$$\begin{aligned} &\mathbb{E} \left[(W_i - \pi)(f'_{\theta_i}(1, \pi) - f'_{\theta_i}(0, \pi)) \frac{(M_i - \pi N_i)^2}{N_i} (W_j - \pi)(f'_{\theta_j}(1, \pi) - f'_{\theta_j}(0, \pi)) \frac{(M_j - \pi N_j)^2}{N_j} \middle| \theta, E \right] \\ &= \frac{(f'_{\theta_i}(1, \pi) - f'_{\theta_i}(0, \pi))(f'_{\theta_j}(1, \pi) - f'_{\theta_j}(0, \pi))}{N_i N_j} \times \\ &\quad \mathbb{E} \left[(W_i - \pi)(W_j - \pi) \left(\sum_{k \neq i} E_{ik}(W_k - \pi) \right)^2 \left(\sum_{k \neq j} E_{jk}(W_k - \pi) \right)^2 \middle| \theta, E \right] \\ &= \frac{4(f'_{\theta_i}(1, \pi) - f'_{\theta_i}(0, \pi))(f'_{\theta_j}(1, \pi) - f'_{\theta_j}(0, \pi))}{N_i N_j} \mathbb{E} \left[(W_i - \pi)^2 (W_j - \pi)^2 (W_j - \pi)^2 E_{ij}^2 \sum_{k \neq i, j} E_{ik} E_{ij} \middle| \theta, E \right] \\ &= 4(\pi(1-\pi))^3 \frac{(f'_{\theta_i}(1, \pi) - f'_{\theta_i}(0, \pi))(f'_{\theta_j}(1, \pi) - f'_{\theta_j}(0, \pi))}{N_i N_j} \left(E_{ij}^2 \sum_{k \neq i, j} E_{ik} E_{ij} \right) \end{aligned}$$

Hence $\mathbb{E} \left[(W_i - \pi)(f'_{\theta_i}(1, \pi) - f'_{\theta_i}(0, \pi)) \frac{(M_i - \pi N_i)^2}{N_i} (W_j - \pi)(f'_{\theta_j}(1, \pi) - f'_{\theta_j}(0, \pi)) \frac{(M_j - \pi N_j)^2}{N_j} \right] \leq \frac{CB^2 \rho_n}{n}$. Note also that $\mathbb{E} \left[\left((W_i - \pi)(f'_{\theta_i}(1, \pi) - f'_{\theta_i}(0, \pi)) \frac{(M_i - \pi N_i)^2}{N_i} \right)^2 \right] \leq CB^2$. Hence

$$\mathbb{E} \left[\left(\sum_i (W_i - \pi)(f'_{\theta_i}(1, \pi) - f'_{\theta_i}(0, \pi)) \frac{(M_i - \pi N_i)^2}{N_i} \right)^2 \right] \leq CB^2 n \rho_n.$$

Therefore $S_{41} = \mathcal{O}_p \left(\frac{B\sqrt{\rho_n}}{\sqrt{n}} \right)$.

Similar arguments hold for S_{42} as well.

$$S_{42} = \frac{\hat{\beta}}{n} \sum_i (W_i - \pi)(f'_{\theta_i}(1, \pi) - f'_{\theta_i}(0, \pi))(M_i - \pi N_i).$$

Consider $\sum_i (W_i - \pi)(f'_{\theta_i}(1, \pi) - f'_{\theta_i}(0, \pi))(M_i - \pi N_i)$, note that for i, j distinct,

$$\begin{aligned} & \mathbb{E} \left[(W_i - \pi)(f'_{\theta_i}(1, \pi) - f'_{\theta_i}(0, \pi))(M_i - \pi N_i)(W_j - \pi)(f'_{\theta_j}(1, \pi) - f'_{\theta_j}(0, \pi))(M_j - \pi N_j) \middle| \theta, E \right] \\ &= (f'_{\theta_i}(1, \pi) - f'_{\theta_i}(0, \pi))(f'_{\theta_j}(1, \pi) - f'_{\theta_j}(0, \pi)) E_{ij}^2 \mathbb{E} \left[(W_i - \pi)^2 (W_j - \pi)^2 \middle| \theta, E \right] \\ &= (\pi(1 - \pi))^2 (f'_{\theta_i}(1, \pi) - f'_{\theta_i}(0, \pi))(f'_{\theta_j}(1, \pi) - f'_{\theta_j}(0, \pi)) E_{ij}^2. \end{aligned}$$

Hence $\mathbb{E} \left[(W_i - \pi)(f'_{\theta_i}(1, \pi) - f'_{\theta_i}(0, \pi))(M_i - \pi N_i)(W_j - \pi)(f'_{\theta_j}(1, \pi) - f'_{\theta_j}(0, \pi))(M_j - \pi N_j) \right] \leq B^2 \rho_n$. Also note that $\mathbb{E} \left[\left((W_i - \pi)(f'_{\theta_i}(1, \pi) - f'_{\theta_i}(0, \pi))(M_i - \pi N_i) \right)^2 \right] \leq CnB^2 \rho_n$. Hence

$$\mathbb{E} \left[\left(\sum_i (W_i - \pi)(f'_{\theta_i}(1, \pi) - f'_{\theta_i}(0, \pi))(M_i - N_i) \right)^2 \right] \leq Cn^2 B^2 \rho_n.$$

As $\hat{\beta} = \mathcal{O}_p \left(\frac{1}{\sqrt{n}} \right)$, $S_{42} = \mathcal{O}_p \left(\frac{B\sqrt{\rho_n}}{\sqrt{n}} \right)$.

$$S_4 = S_{41} + S_{42} = \mathcal{O}_p \left(\frac{B\sqrt{\rho_n}}{\sqrt{n}} \right).$$

S₅

$$\begin{aligned} S_5 &= \frac{1}{n} \sum_i D_i \left(\frac{M_i}{N_i} - \pi \right) \gamma_i \\ &= \frac{1}{n} \sum_i D_i \left(\frac{M_i}{N_i} - \pi \right) \left(\frac{1}{\pi(1 - \pi)} (M_i - \pi N_i) + \hat{\beta} N_i \right) \\ &= \frac{1}{n\pi(1 - \pi)} \sum_i D_i \left(\frac{M_i}{N_i} - \pi \right) (M_i - \pi N_i) + \frac{\hat{\beta}}{n} \sum_i D_i \left(\frac{M_i}{N_i} - \pi \right) N_i \\ &= S_{51} + S_{52}. \end{aligned}$$

For S_{51} , note that $A_i = \left(\frac{M_i}{N_i} - \pi\right) (M_i - \pi N_i) = \frac{(M_i - \pi N_i)^2}{N_i}$ is independent of D_i given U_i . Therefore for i, j distinct, $\mathbb{E}[A_i D_i A_j D_j] = \mathbb{E}[\mathbb{E}[D_i|U_i] \mathbb{E}[D_j|U_j] \mathbb{E}[A_i A_j|U_i U_j]] = 0$. Hence $\mathbb{E}\left[\left(\sum_i D_i A_i\right)^2\right] \leq CnB^2$. $S_{51} = \frac{1}{n\pi(1-\pi)} \sum_i D_i A_i = \mathcal{O}_p\left(\frac{B}{\sqrt{n}}\right)$.

For S_{52} , it follows from the same logic as for S_{51} . Note that $\left(\frac{M_i}{N_i} - \pi\right) N_i = (M_i - \pi N_i)$ is independent of D_i given U_i . Therefore for i, j distinct, $\mathbb{E}[(M_i - \pi N_i) D_i (M_j - \pi N_j) D_j] = \mathbb{E}[\mathbb{E}[D_i|U_i] \mathbb{E}[D_j|U_j] \mathbb{E}[(M_i - \pi N_i)(M_j - \pi N_j)|U_i U_j]] = 0$. Hence $\mathbb{E}\left[\left(\sum_i D_i (M_i - \pi N_i)\right)^2\right] \leq Cn^2 B^2 \rho_n$. $S_{52} = \frac{\hat{\beta}}{n} \sum_i D_i (M_i - \pi N_i) = \mathcal{O}_p\left(\frac{B\sqrt{\rho_n}}{\sqrt{n}}\right)$.

Hence $S_5 = S_{51} + S_{52} = \mathcal{O}_p\left(\frac{B}{\sqrt{n}}\right)$.

S₆ Let

$$\begin{aligned} S_6 &= \frac{1}{n} \sum_i B(U_i) \left(\frac{M_i}{N_i} - \pi\right) \left(\frac{1}{\pi(1-\pi)} (M_i - \pi N_i) + \hat{\beta} N_i\right) \\ &= S_{61} + S_{62}, \end{aligned}$$

where they correspond to the three terms related to $\frac{1}{\pi(1-\pi)} (M_i - \pi N_i)$ and $\hat{\beta} N_i$ respectively.

For S_{61} ,

$$\begin{aligned} S_{61} &= \frac{1}{n\pi(1-\pi)} \sum_i B(U_i) \left(\frac{M_i}{N_i} - \pi\right) (M_i - \pi N_i) = \frac{1}{n\pi(1-\pi)} \sum_i \frac{B(U_i)}{N_i} (M_i - \pi N_i)^2 \\ &= \frac{1}{n\pi(1-\pi)} \sum_i \frac{B(U_i)}{N_i} \left(\sum_{j \neq i} E_{ij}(W_j - \pi)\right)^2 \\ &= \frac{1}{n\pi(1-\pi)} \sum_i \frac{B(U_i)}{N_i} \sum_{j \neq i} E_{ij}(W_j - \pi)^2 + \frac{1}{n} \sum_{\substack{i,j,k \\ \text{distinct}}} \frac{E_{ij} E_{ik} B(U_i)}{N_i} (W_j - \pi)(W_k - \pi) \\ &= S_{611} + S_{612}. \end{aligned}$$

For S_{611} , $S_{611} = \frac{1}{n\pi(1-\pi)} \sum_i \frac{B(U_i)}{N_i} \sum_{j \neq i} E_{ij}(W_j - \pi)^2$. We'll show that it's close to $\frac{1}{n\pi(1-\pi)} \sum_i \frac{B(U_i)}{N_i} \sum_{j \neq i} E_{ij} \pi(1-\pi)$. Consider $\sum_i \frac{B(U_i)}{N_i} \sum_{j \neq i} E_{ij} [(W_j - \pi)^2 - \pi(1-\pi)]$, for i_1, i_2 distinct,

$$\begin{aligned} &\mathbb{E} \left[\frac{B(U_{i_1})}{N_{i_1}} \left(\sum_{j \neq i_1} E_{i_1 j} [(W_j - \pi)^2 - \pi(1-\pi)] \right) \frac{B(U_{i_2})}{N_{i_2}} \left(\sum_{j \neq i_2} E_{i_2 j} [(W_j - \pi)^2 - \pi(1-\pi)] \right) \middle| E, U \right] \\ &= \frac{B(U_{i_1}) B(U_{i_2})}{N_{i_1} N_{i_2}} \sum_{j \neq i_1, i_2} E_{i_1 j} E_{i_2 j} \mathbb{E} \left[((W_j - \pi)^2 - \pi(1-\pi))^2 \right]. \end{aligned}$$

Hence the unconditional expectation can be bounded by $\frac{CB}{n}$. With the cross terms small,

we therefore have $E \left[\left(\sum_i \frac{B(U_i)}{N_i} \sum_{j \neq i} E_{ij} [(W_j - \pi)^2 - \pi(1 - \pi)] \right)^2 \right] \leq CnB^2$. Hence

$$\begin{aligned} S_{611} &= \frac{1}{n\pi(1 - \pi)} \sum_i \frac{B(U_i)}{N_i} \sum_{j \neq i} E_{ij} \pi(1 - \pi) + \mathcal{O}_p \left(\frac{B}{\sqrt{n}} \right) \\ &= \frac{1}{n} \sum_i B(U_i) + \mathcal{O}_p \left(\frac{B}{\sqrt{n}} \right) = \mathbb{E} [B(U_i)] + \mathcal{O}_p \left(\frac{B}{\sqrt{n}} \right), \end{aligned}$$

by law of large numbers.

For S_{612} ,

$$S_{612} = \frac{1}{n} \sum_{\substack{(j,k) \\ j \neq k}} (W_j - \pi)(W_k - \pi) \left(\sum_{i \neq j,k} \frac{E_{ij} E_{ik} B(U_i)}{N_i} \right).$$

Let $A(U_k, U_j) = n \mathbb{E} \left[\frac{E_{ij} E_{ik} B(U_i)}{N_i} \middle| U_j, U_k \right]$. We will show that S_{622} can be approximated by $\frac{1}{n} \sum_{\substack{(j,k) \\ j \neq k}} (W_j - \pi)(W_k - \pi) A(U_k, U_j)$. For i_1, i_2, j, k all different, we will show that conditioning on U_j and U_k , $\frac{E_{i_1 j} E_{i_1 k} B(U_{i_1})}{N_{i_1}}$ and $\frac{E_{i_2 j} E_{i_2 k} B(U_{i_2})}{N_{i_2}}$ will be roughly uncorrelated. Specifically,

$$\frac{E_{i_1 j} E_{i_1 k} B(U_{i_1})}{N_{i_1}} = \frac{E_{i_1 j} E_{i_1 k} B(U_{i_1})}{E_{i_1 j} + (N_{i_1} - E_{i_1 j})}.$$

We can apply Lemma 12 to the case and get $\mathbb{E} \left[\text{Cov} \left[\frac{E_{i_1 j} E_{i_1 k} B(U_{i_1})}{N_{i_1}}, \frac{E_{i_2 j} E_{i_2 k} B(U_{i_2})}{N_{i_2}} \middle| U_j, U_k \right] \right] \leq \frac{CB^2}{n^3 \rho_n}$. Therefore we have

$$\mathbb{E} \left[\left(\frac{E_{i_1 j} E_{i_1 k} B(U_{i_1})}{N_{i_1}} - \frac{A(U_j, U_k)}{n} \right) \left(\frac{E_{i_2 j} E_{i_2 k} B(U_{i_2})}{N_{i_2}} - \frac{A(U_j, U_k)}{n} \right) \right] \leq \frac{CB^2}{n^3 \rho_n}.$$

Hence the term

$$\frac{1}{n} \sum_{\substack{(i,j,k) \\ \text{all distinct}}} \left(\frac{E_{ij} E_{ik} B(U_i)}{N_i} - \frac{A(U_j, U_k)}{n} \right) (W_j - \pi)(W_k - \pi)$$

has its second moment being

$$\begin{aligned} & \frac{2}{n^2} \sum_{\substack{(i,j,k) \\ \text{all distinct}}} \mathbb{E} \left[\frac{E_{ij} E_{ik} B(U_i)}{N_i} - \frac{A(U_j, U_k)}{n} \right]^2 (W_j - \pi)^2 (W_k - \pi)^2 \\ & + \frac{2}{n^2} \sum_{\substack{(i_1, i_2, j, k) \\ \text{all distinct}}} (W_j - \pi)^2 (W_k - \pi)^2 \times \\ & \quad E \left[\left(\frac{E_{i_1 j} E_{i_1 k} B(U_{i_1})}{N_{i_1}} - \frac{A(U_j, U_k)}{n} \right) \left(\frac{E_{i_2 j} E_{i_2 k} B(U_{i_2})}{N_{i_2}} - \frac{A(U_j, U_k)}{n} \right) \right] \\ & = \mathcal{O} \left(\frac{B^2 \rho_n^2}{n} + \frac{B^2}{n \rho_n} \right) = \mathcal{O} \left(\frac{B^2}{n \rho_n} \right). \end{aligned}$$

Hence we have

$$S_{612} = \frac{1}{n} \sum_{\substack{(j,k) \\ j \neq k}} (W_j - \pi)(W_k - \pi) A(U_k, U_j) + \mathcal{O}_p \left(\frac{B}{\sqrt{n\rho_n}} \right).$$

For S_{62} ,

$$S_{62} = \frac{\hat{\beta}}{n} \sum_i B(U_i)(M_i - \pi N_i) = \frac{\hat{\beta}}{n} \sum_{\substack{(i,j) \\ i \neq j}} B(U_i) E_{ij}(W_j - \pi).$$

We'll show that $\sum_{\substack{(i,j) \\ i \neq j}} B(U_i) E_{ij}(W_j - \pi)$ is close to $\sum_{\substack{(i,j) \\ i \neq j}} C(U_j)(W_j - \pi)$, where $C(U_j) = \mathbb{E}[B(U_i) E_{ij} | U_j]$. The difference of the terms is $\sum_{\substack{(i,j) \\ i \neq j}} (B(U_i) E_{ij} - C(U_j))(W_j - \pi)$. In the computation of its second moment, the cross terms vanish. Hence its second moment is bounded by $Cn^2 B^2 \rho_n$. Therefore

$$\begin{aligned} S_{62} &= \frac{\hat{\beta}}{n} \sum_j C(U_j)(W_j - \pi) + \mathcal{O}_p \left(\frac{B\sqrt{\rho_n}}{\sqrt{n}} \right) \\ &= -\frac{1}{n\pi(1-\pi)\bar{h}_n} \sum_{(i,j)} h_n(U_i) C(U_j)(W_i - \pi)(W_j - \pi) + \mathcal{O}_p \left(\frac{B\sqrt{\rho_n}}{\sqrt{n}} \right) \\ &= \frac{1}{n\pi(1-\pi)\bar{h}_n} \sum_{\substack{(i,j) \\ i \neq j}} h_n(U_i) C(U_j)(W_i - \pi)(W_j - \pi) - \frac{1}{\bar{h}_n} \mathbb{E}[h_n(U_i) C(U_i)] + \mathcal{O}_p \left(\frac{B\sqrt{\rho_n}}{\sqrt{n}} \right), \end{aligned}$$

by law of large numbers. Recall that $C(U_i) = \mathbb{E}[B(U_j) E_{ij} | U_i]$. Hence

$$\begin{aligned} \mathbb{E}[h_n(U_i) C(U_i)] &= \mathbb{E}[h_n(U_i) B(U_j) E_{ij}] = \mathbb{E} \left[h_n(U_i) B(U_j) g_n(U_i) g_n(U_j) \frac{1}{\bar{g}_n} \right] \\ &= \frac{1}{\bar{g}_n} \mathbb{E}[B(U_j) g_n(U_j)] \mathbb{E}[h_n(U_i) g_n(U_i)] \end{aligned}$$

8.10.3 Second derivative term

We'll analyze the second derivative term:

$$\frac{1}{n} \sum_i f''_{\theta_i}(W_i, \pi^*) \left(\frac{M_i}{N_i} - \pi \right)^2 \left(\frac{1}{\pi(1-\pi)} (M_i - \pi N_i) + \hat{\beta} N_i \right).$$

It's second moment

$$\begin{aligned} &\mathbb{E} \left[\left(\frac{1}{n} \sum_i f''_{\theta_i}(W_i, \pi^*) \left(\frac{M_i}{N_i} - \pi \right)^2 \left(\frac{1}{\pi(1-\pi)} (M_i - \pi N_i) + \hat{\beta} N_i \right) \right)^2 \right] \\ &\leq \frac{1}{n} \sum_i \mathbb{E} \left[(f''_{\theta_i}(W_i, \pi^*))^2 \left(\frac{M_i}{N_i} - \pi \right)^4 \left(\frac{1}{\pi(1-\pi)} (M_i - \pi N_i) + \hat{\beta} N_i \right)^2 \right] \leq \frac{CB^2}{n\rho_n}, \end{aligned}$$

where the inequality follows from lemma 10 and 15. Hence

$$\frac{1}{n} \sum_i f''_{\theta_i}(W_i, \pi^*) \left(\frac{M_i}{N_i} - \pi \right)^2 \left(\frac{1}{\pi(1-\pi)} (M_i - \pi N_i) + \hat{\beta} N_i \right) = \mathcal{O}_p \left(\frac{B}{\sqrt{n\rho_n}} \right).$$

8.10.4 Putting them together

Recall $B(U_i) = \mathbb{E} [\pi f'_{\theta_i}(1, \pi) + (1 - \pi) f'_{\theta_i}(0, \pi) | U_i]$. Combining the above terms we have

$$\begin{aligned} \mathbb{E} [\hat{\tau}_{\text{IND}}^{\text{PC}}] &= \mathcal{O}_p \left(\frac{B}{\sqrt{n\rho_n}} \right) + \mathbb{E} [B(U_i)] - \frac{1}{\bar{h}_n} \mathbb{E} [h_n(U_i) g_n(U_i) (f_{\theta_i}(1, \pi) - f_{\theta_i}(0, \pi))] \\ &\quad - \frac{1}{\bar{h}_n \bar{g}_n} \mathbb{E} [B(U_j) g_n(U_j)] \mathbb{E} [h_n(U_i) g_n(U_i)] \end{aligned}$$

Note that by Proposition 1, $\tau_{\text{IND}} = \mathbb{E} [B(U_i)] + \mathcal{O} \left(\frac{B}{\sqrt{n\rho_n}} \right)$, hence

$$\begin{aligned} &\mathbb{E} [\hat{\tau}_{\text{IND}}^{\text{PC}}] - \tau_{\text{IND}} \\ &= -\frac{1}{\bar{h}_n} \mathbb{E} [h_n(U_i) g_n(U_i) (f_{\theta_i}(1, \pi) - f_{\theta_i}(0, \pi))] \\ &\quad - \frac{\mathbb{E} [h_n(U_i) g_n(U_i)]}{\bar{h}_n \bar{g}_n} \mathbb{E} [(\pi f'_{\theta_i}(1, \pi) + (1 - \pi) f'_{\theta_i}(0, \pi)) g_n(U_j)] + \mathcal{O}_p \left(\frac{B}{\sqrt{n\rho_n}} \right). \end{aligned}$$

Note also that $\bar{\tau}_{\text{IND}} - \tau_{\text{IND}}$ is a sum of i.i.d. random variables bounded by CB . Hence $\bar{\tau}_{\text{IND}} = \tau_{\text{IND}} + \mathcal{O}_p \left(\frac{B}{\sqrt{n}} \right)$. Hence we have

$$\begin{aligned} &\mathbb{E} [\hat{\tau}_{\text{IND}}^{\text{PC}}] - \bar{\tau}_{\text{IND}} \\ &= -\frac{1}{\bar{h}_n} \mathbb{E} [h_n(U_i) g_n(U_i) (f_{\theta_i}(1, \pi) - f_{\theta_i}(0, \pi))] \\ &\quad - \frac{\mathbb{E} [h_n(U_i) g_n(U_i)]}{\bar{h}_n \bar{g}_n} \mathbb{E} [(\pi f'_{\theta_i}(1, \pi) + (1 - \pi) f'_{\theta_i}(0, \pi)) g_n(U_j)] + \mathcal{O}_p \left(\frac{B}{\sqrt{n\rho_n}} \right). \end{aligned}$$

as well.

8.11 Proof of Proposition 22

All the T terms have zero mean. This is a direct result from Lemma 17.

T₁₁ and T₃₁ To prove that $T_{11} + T_{31} = \mathcal{O}_p(\rho_n)$: In the dense graph case, this is a direct result from Lemma 17 as well. We'll postpone the proof for sparse graph to the proof of Proposition 23.

T₁₂ For the term $-\frac{1}{n\pi(1-\pi)\bar{h}_n} \sum_{\substack{(i,j) \\ i \neq j}} (W_i - \pi)(W_j - \pi) h_n(U_j) g_n(U_i) (f_{\theta_i}(1, \pi) - f_{\theta_i}(0, \pi))$, by Lemma 17, its variance over ρ_n^2 is bounded by

$$\begin{aligned} &\frac{2}{n^2 \pi^2 (1 - \pi)^2 \bar{h}_n^2 \rho_n^2} \sum_{\substack{(i,j) \\ i \neq j}} \text{Var} [(W_i - \pi)(W_j - \pi) h_n(U_j) g_n(U_i) (f_{\theta_i}(1, \pi) - f_{\theta_i}(0, \pi))] \\ &\leq \frac{2}{n^2 \rho_n^6 c_l^4} n^2 \mathbb{E} [h_n(U_j)^2 g_n(U_i)^2 (f_{\theta_i}(1, \pi) - f_{\theta_i}(0, \pi))^2] \\ &\leq \frac{8B^2 \rho_n^6 c_u^6}{\rho_n^6 c_l^4} = \frac{8CB^2 c_u^6}{c_l^4}. \end{aligned}$$

Hence $-\frac{1}{n\pi(1-\pi)\bar{h}_n} \sum_{\substack{(i,j) \\ i \neq j}} (W_i - \pi)(W_j - \pi) h_n(U_j) g_n(U_i) (f_{\theta_i}(1, \pi) - f_{\theta_i}(0, \pi)) = \mathcal{O}_p(\rho_n)$.

T₂₁ For the term $\frac{\rho/\rho_n}{n\pi(1-\pi)} \sum_{\substack{(j,k) \\ j \neq k}} (h_n(U_j) - H_n(U_k, U_j))(W_j - \pi)$, by Lemma 17 its variance over ρ_n^2 is bounded by

$$\begin{aligned} & \frac{2\rho^2/\rho_n^2}{n^2\pi^2(1-\pi)^2\rho_n^2} \sum_{\substack{(j,k) \\ j \neq k}} \text{Var} [(h_n(U_j) - H_n(U_k, U_j))(W_j - \pi)] \\ & \leq \frac{\frac{2B^2}{c_l^2\rho_n^2}}{n^2\pi(1-\pi)\rho_n^2} \sum_{\substack{(j,k) \\ j \neq k}} \mathbb{E} [(h_n(U_j) - H_n(U_k, U_j))^2] \\ & \leq \frac{2B^2}{\pi(1-\pi)\rho_n^4 c_l^2} \rho_n^4 c_u^4 \leq \frac{2B^2 c_u^2}{\pi(1-\pi)}. \end{aligned}$$

Hence $\frac{\rho/\rho_n}{n\pi(1-\pi)} \sum_{\substack{(j,k) \\ j \neq k}} (h_n(U_j) - H_n(U_k, U_j))(W_j - \pi) = \mathcal{O}_p(\rho_n)$.

T₂₂ For the term $\frac{\rho}{n\pi(1-\pi)\rho_n \bar{h}_n} \sum_{\substack{(i,j) \\ i \neq j}} h_n(U_j)(W_j - \pi)(h_n(U_i) - \bar{h}_n)$, by Lemma 17 its variance over ρ_n^2 is bounded by

$$\begin{aligned} & \frac{2\rho^2}{n^2\pi^2(1-\pi)^2\rho_n \bar{h}_n^2 \rho_n^2} \sum_{\substack{(i,j) \\ i \neq j}} \text{Var} [h_n(U_j)(W_j - \pi)(h_n(U_i) - \bar{h}_n)] \\ & = \frac{2\rho^2}{n^2\pi(1-\pi)\rho_n \bar{h}_n^2 \rho_n^2} \sum_{\substack{(i,j) \\ i \neq j}} \text{Var} [h_n(U_j)(h_n(U_i) - \bar{h}_n)] \\ & \leq \frac{\frac{2B^2}{c_l^2\rho_n^2}}{n^2\pi(1-\pi)c_l^4\rho_n^4\rho_n^2} \sum_{\substack{(i,j) \\ i \neq j}} c_u^8 \rho_n^8 \leq \frac{2B^2 c_u^8}{c_l^6 \pi(1-\pi)}. \end{aligned}$$

Hence $\frac{\rho}{n\pi(1-\pi)\rho_n \bar{h}_n} \sum_{\substack{(i,j) \\ i \neq j}} h_n(U_j)(W_j - \pi)(h_n(U_i) - \bar{h}_n) = \mathcal{O}_p(\rho_n)$.

T₃₂ We'll work directly with the form of $S_{32} = \frac{\hat{\beta}}{n} \sum_{\substack{(i,j) \\ i \neq j}} \eta_i E_{ij}$. For the term $\sum_{\substack{(i,j) \\ i \neq j}} \eta_i E_{ij}$ we compute its second moment. Note that for i_1, i_2, j_1, j_2 all distinct,

$$\begin{aligned} & \mathbb{E} [\eta_{i_1} E_{i_1 j_1} \eta_{i_2} E_{i_2 j_2}] = \mathbb{E} [\eta_{i_1} E_{i_1 j_1} \eta_{i_2} E_{i_2 j_2}] = \mathbb{E} [\eta_{i_1} G_n(U_{i_1}, U_{j_1}) \eta_{i_2} G_n(U_{i_2}, U_{j_2})] \\ & = \rho_n^2 \mathbb{E} [\eta_{i_1} G(U_{i_1}, U_{j_1}) \eta_{i_2} G(U_{i_2}, U_{j_2})] \\ & \quad + \mathbb{E} [\eta_{i_1} \eta_{i_2} (G_n(U_{i_1}, U_{j_1}) G_n(U_{i_2}, U_{j_2}) - \rho_n^2 G(U_{i_1}, U_{j_1}) G(U_{i_2}, U_{j_2}))] \end{aligned}$$

The first term satisfies

$$\begin{aligned} & \rho_n^2 \mathbb{E} [\eta_{i_1} G(U_{i_1}, U_{j_1}) \eta_{i_2} G(U_{i_2}, U_{j_2})] = \rho_n^2 \mathbb{E} [\eta_{i_1} \psi(U_{i_1}) \psi(U_{j_1}) \eta_{i_2} \psi(U_{i_2}) \psi(U_{j_2})] \\ & = \frac{\rho_n^2}{g^2} \mathbb{E} [\eta_{i_1} g(U_{i_1}) g(U_{j_1}) \eta_{i_2} g(U_{i_2}) g(U_{j_2})] = \frac{\rho_n^2}{g^2} \mathbb{E} [\eta_{i_1} g(U_{i_1})] \mathbb{E} [g(U_{j_1})] \mathbb{E} [\eta_{i_2} g(U_{i_2})] \mathbb{E} [g(U_{j_2})] \\ & = 0. \end{aligned}$$

For the second term, note that it's zero if we are in the dense graph setting where $G = G_n$. In the sparse graph setting, we'll use the following lemma to bound it.

Lemma 24. *For index i_1, i_2, j_1, j_2 not necessarily the distinct,*

$$|\mathbb{E} [\eta_{i_1} \eta_{i_2} (G(U_{i_1}, U_{j_1}) G(U_{i_2}, U_{j_2}) - \rho_n^2 G_n(U_{i_1}, U_{j_1}) G_n(U_{i_2}, U_{j_2}))]| \leq C \rho_n^2 e^{-Cn^\kappa}.$$

Proof. For simplicity, we write $G_1 = G(U_{i_1}, U_{j_1})$, $G_2 = G(U_{i_2}, U_{j_2})$, $G_{1,n} = G_n(U_{i_1}, U_{j_1})$ and $G_{2,n} = G_n(U_{i_2}, U_{j_2})$.

$$\begin{aligned} & |\mathbb{E} [\eta_{i_1} \eta_{i_2} (G(U_{i_1}, U_{j_1}) G(U_{i_2}, U_{j_2}) - \rho_n^2 G_n(U_{i_1}, U_{j_1}) G_n(U_{i_2}, U_{j_2}))]| \\ &= |\mathbb{E} [\eta_{i_1} \eta_{i_2} (G_{1,n} G_{2,n} - \rho_n^2 G_1 G_2)]| = \mathbb{E} [|\eta_{i_1} \eta_{i_2} (G_{1,n} G_{2,n} - \rho_n^2 G_1 G_2)|] \\ &\leq 4B^2 \mathbb{E} [|G_{1,n} G_{2,n} - \rho_n^2 G_1 G_2|] \\ &\leq 4B^2 \mathbb{E} [|G_{1,n}(G_{2,n} - \rho_n G_2)| + |G_{2,n}(G_{1,n} - \rho_n G_1)| + |(G_{1,n} - \rho_n G_1)(G_{2,n} - \rho_n G_2)|] \\ &\leq 4B^2 \left(\sqrt{\mathbb{E} [|G_{1,n}|^2] \mathbb{E} [|G_{2,n} - \rho_n G_2|^2]} + \sqrt{\mathbb{E} [|G_{2,n}|^2] \mathbb{E} [|G_{1,n} - \rho_n G_1|^2]} \right. \\ &\quad \left. + \sqrt{\mathbb{E} [|G_{1,n} - \rho_n G_1|^2] \mathbb{E} [|G_{2,n} - \rho_n G_2|^2]} \right) \\ &\leq C(\rho_n^2 e^{-Cn^\kappa} + \rho_n^2 e^{-2Cn^\kappa}) \\ &\leq C \rho_n^2 e^{-Cn^\kappa} \end{aligned}$$

by Lemma 19. □

Combining the two terms we get for dense graph, $\mathbb{E} [\eta_{i_1} E_{i_1 j_1} \eta_{i_2} E_{i_2 j_2}] = 0$ and for sparse graph, $\mathbb{E} [\eta_{i_1} E_{i_1 j_1} \eta_{i_2} E_{i_2 j_2}] \leq C \rho_n^2 e^{-Cn^\kappa}$. In particular, we can combine the two cases together in the following way.

$$\mathbb{E} [\eta_{i_1} E_{i_1 j_1} \eta_{i_2} E_{i_2 j_2}] \leq C \rho_n^2 e^{-Cn^\kappa}.$$

Hence by Lemma 16,

$$\begin{aligned} \mathbb{E} \left[\left(\sum_{\substack{(i,j) \\ i \neq j}} \eta_i E_{ij} \right)^2 \right] &\leq C \mathbb{E} \left[\sum_{\substack{(i_1, i_2, j_1, j_2) \\ \text{take 2 values}}} \eta_{i_1} E_{i_1 j_1} \eta_{i_2} E_{i_2 j_2} \right] + C \mathbb{E} \left[\sum_{\substack{(i_1, i_2, j_1, j_2) \\ \text{take 3 values}}} \eta_{i_1} E_{i_1 j_1} \eta_{i_2} E_{i_2 j_2} \right] \\ &\quad + \mathbb{E} \left[\sum_{\substack{(i_1, i_2, j_1, j_2) \\ \text{all distinct}}} \eta_{i_1} E_{i_1 j_1} \eta_{i_2} E_{i_2 j_2} \right] \\ &\leq C n^2 B^2 \rho_n + C n^3 B^2 \rho_n^2 + C \rho_n^2 e^{-Cn^\kappa} \leq n^3 B^2 \rho_n^2 \end{aligned}$$

This implies that $\sum_i \eta_i N_i = \mathcal{O}_p(\rho_n n^{3/2})$. By Lemma 15, $\hat{\beta} = \mathcal{O}_p\left(\frac{1}{\sqrt{n}}\right)$. Hence $T_{32} = \mathcal{O}_p(\rho_n)$.

T₆₁ We'll show that $\frac{1}{n} \sum_{\substack{(j,k) \\ j \neq k}} (W_j - \pi)(W_k - \pi)A(U_k, U_j) = \mathcal{O}_p(\rho_n)$. Recall that $B(U_i) = \mathbb{E} [\pi f'_{\theta_i}(1, \pi) + (1 - \pi) f'_{\theta_i}(0, \pi) | U_i]$, hence we have $|B(U_i)| \leq B$. Also recall that $A(U_k, U_j) = n \mathbb{E} \left[\frac{E_{ij} E_{ik} B(U_i)}{N_i} \middle| U_j, U_k \right]$. We'll bound $|A(U_k, U_j)|$ first. Note that

$$\begin{aligned}
|A(U_k, U_j)| &\leq nB \mathbb{E} \left[\frac{E_{ij} E_{ik}}{N_i} \middle| U_j, U_k \right] \leq nB \mathbb{E} \left[\frac{E_{ij} E_{ik}}{N_i - E_{ij} - E_{ik}} 1_{\{N_i - E_{ij} - E_{ik} > 0\}} \middle| U_j, U_k \right] \\
&= nB \mathbb{E} \left[\mathbb{E} \left[\frac{1_{\{N_i - E_{ij} - E_{ik} > 0\}}}{N_i - E_{ij} - E_{ik}} \middle| U_j, U_k, U_i \right] \mathbb{E} [E_{ij} E_{ik} | U_j, U_k, U_i] \middle| U_j, U_k \right] \\
&= nB \mathbb{E} \left[\mathbb{E} \left[\frac{1_{\{N_i - E_{ij} - E_{ik} > 0\}}}{N_i - E_{ij} - E_{ik}} \middle| U_j, U_k, U_i \right] G_n(U_i, U_j) G_n(U_i, U_k) \middle| U_j, U_k \right] \\
&\leq nB \frac{C}{n \rho_n c_l} \mathbb{E} [G_n(U_i, U_j) G_n(U_i, U_k) | U_j, U_k] \quad \text{by Lemma 10} \\
&= \frac{CB}{\rho_n c_l} H_n(U_j, U_k).
\end{aligned}$$

Hence $\mathbb{E} [A(U_k, U_j)^2] \leq \frac{C^2 B^2}{\rho_n^2 c_l^2} \mathbb{E} [H_n(U_j, U_k)^2] \leq \frac{C^2 B^2 c_u^4}{c_l^2 \rho_n^2} \rho_n^4 = \frac{C^2 B^2 c_u^4}{c_l^2} \rho_n^2$. By Lemma 17,

$$\begin{aligned}
\text{Var} \left[\frac{1}{n} \sum_{\substack{(j,k) \\ j \neq k}} (W_j - \pi)(W_k - \pi)A(U_k, U_j) \right] &\leq \frac{2}{n^2} \sum_{\substack{(j,k) \\ j \neq k}} \text{Var} [(W_j - \pi)(W_k - \pi)A(U_k, U_j)] \\
&= \frac{2}{n^2} \sum_{\substack{(j,k) \\ j \neq k}} \mathbb{E} [(W_j - \pi)^2 (W_k - \pi)^2 A(U_k, U_j)^2] \\
&= \frac{2\pi^2(1 - \pi)^2}{n^2} n(n - 1) \mathbb{E} [A(U_1, U_2)^2] \\
&= \frac{2C^2 B^2 c_u^4}{c_l^2} \rho_n^2
\end{aligned}$$

Hence $\frac{1}{n} \sum_{\substack{(j,k) \\ j \neq k}} (W_j - \pi)(W_k - \pi)A(U_k, U_j) = \mathcal{O}_p(\rho_n)$. Hence

$$T_{61} = \mathcal{O}_p(\rho_n).$$

T₆₂ To show that $\frac{1}{n\pi(1-\pi)h_n} \sum_{\substack{(i,j) \\ i \neq j}} h_n(U_i)C(U_j)(W_i - \pi)(W_j - \pi) = \mathcal{O}_p(\rho_n)$, recall that $C(U_i) = \mathbb{E} [B(U_j)E_{ij} | U_i]$, and $B(U_i) = \mathbb{E} [\pi f'_{\theta_i}(1, \pi) + (1 - \pi) f'_{\theta_i}(0, \pi) | U_i]$. Hence we have $|C(U_j)| \leq B \mathbb{E} [E_{ij} | U_j] = B g_n(U_j)$. Hence $\mathbb{E} [C(U_j)^2] \leq B^2 \mathbb{E} [g_n(U_j)^2]$. Again by Lemma

17, we know that

$$\begin{aligned}
& \text{Var} \left[\frac{1}{n\pi(1-\pi)\bar{h}_n} \sum_{\substack{(i,j) \\ i \neq j}} h_n(U_i)C(U_j)(W_i - \pi)(W_j - \pi) \right] \\
& \leq \frac{2}{n^2\pi^2(1-\pi)^2\bar{h}_n^2} \sum_{\substack{(i,j) \\ i \neq j}} \text{Var} [h_n(U_i)C(U_j)(W_i - \pi)(W_j - \pi)] \\
& = \frac{2}{n^2\pi^2(1-\pi)^2\bar{h}_n^2} \sum_{\substack{(i,j) \\ i \neq j}} \mathbb{E} [h_n(U_i)^2 C(U_j)^2 (W_i - \pi)^2 (W_j - \pi)^2] \\
& = \frac{2}{n^2\pi^2(1-\pi)^2\bar{h}_n^2} \sum_{\substack{(i,j) \\ i \neq j}} \mathbb{E} [h_n(U_i)^2] \mathbb{E} [C(U_j)^2] \mathbb{E} [(W_i - \pi)^2 (W_j - \pi)^2] \\
& \leq \frac{CB^2}{n^2\bar{h}_n^2} \sum_{\substack{(i,j) \\ i \neq j}} \mathbb{E} [h_n(U_i)^2] \mathbb{E} [g_n(U_j)^2] \leq \frac{CB^2}{\bar{h}_n^2} \mathbb{E} [h_n(U_1)^2] \mathbb{E} [g_n(U_1)^2] \\
& \leq \frac{CB^2}{\rho_n^4 c_l^4} \rho_n^4 c_u^4 \rho_n^2 c_u^2 = \frac{CB^2 c_u^6}{c_l^4} \rho_n^2.
\end{aligned}$$

Hence $\frac{1}{n\pi(1-\pi)\bar{h}_n} \sum_{\substack{(i,j) \\ i \neq j}} h_n(U_i)C(U_j)(W_i - \pi)(W_j - \pi) = \mathcal{O}_p(\rho_n)$. Hence

$$T_{62} = \mathcal{O}_p(\rho_n).$$

Bias 1 For the constant term $-\frac{1}{h_n} \mathbb{E} [h_n(U_i)g_n(U_i)(f_{\theta_i}(1, \pi) - f_{\theta_i}(0, \pi))]$, its absolute value $|\frac{1}{h_n} \mathbb{E} [h_n(U_i)g_n(U_i)(f_{\theta_i}(1, \pi) - f_{\theta_i}(0, \pi))]| \leq \frac{B\rho_n^3 c_u^3}{c_l^2 \rho_n^2} = \frac{Bc_u^3}{c_l^2} \rho_n$. Hence

$$-\frac{1}{h_n} \mathbb{E} [h_n(U_i)g_n(U_i)(f_{\theta_i}(1, \pi) - f_{\theta_i}(0, \pi))] = \mathcal{O}_p(\rho_n).$$

Bias 2 Note that $|\frac{1}{g_n \bar{h}_n} \mathbb{E} [B(U_j)g_n(U_j)] \mathbb{E} [h_n(U_i)g_n(U_i)]| \leq \frac{1}{\rho_n^3 c_l^3} B\rho_n \rho_n^4 c_u^4 = \frac{Bc_u^4}{c_l^3} \rho_n$. Hence the constant term $-\frac{1}{h_n} \mathbb{E} [h_n(U_i)C(U_i)] = \mathcal{O}(\rho_n)$.

8.12 Proof of Proposition 23

Recall that $\xi_i = (W_i - \pi)(f_{\theta_i}(1, \pi) - f_{\theta_i}(0, \pi)) + \eta_i$, $b_i = \pi f_{\theta_i}(1, \pi) + (1 - \pi)f_{\theta_i}(0, \pi)$ and $\eta_i = b_i - \mathbb{E} [b_i g(U_i)] g(U_i) / \bar{h}$. Hence $\mathbb{E} [\xi_i g(U_i)] = 0$ and $|\xi_i| \leq 4B$.

Define $\Delta_{ij} = (\rho_n G(U_i, U_j) - 1) \mathbf{1} \{ \rho_n G(U_i, U_j) > 1 \}$. Define $F_{ij} = E_{ij} + \Delta_{ij}$. Then $\mathbb{E} [F_{ij} | U_i, U_j] = \rho_n G(U_i, U_j)$. Define

$$\varepsilon_n = \frac{1}{n\pi(1-\pi)} \sum_{\substack{(i,j) \\ i \neq j}} (W_i - \pi) F_{ij} \xi_j.$$

We'll firstly show that ε_n is close enough to ϵ_n . Then proceed to deal with ε_n . Before we start, we prove a lemma.

Lemma 25. For i, j, k distinct, $c_1, c_2 \leq 2$, under the conditions of Theorem 6,

$$\mathbb{E} \left[\left(F_{ij}^{c_1} F_{jk}^{c_2} - E_{ij}^{c_1 \wedge 1} E_{jk}^{c_2 \wedge 1} \right)^2 \right] \leq C e^{-C n^\kappa},$$

for some constant C .

Proof. Recall that $F_{ij} = E_{ij} + \Delta_{ij}$ and $\Delta_{ij} = (\rho_n G(U_i, U_j) - 1) \mathbf{1} \{ \rho_n G(U_i, U_j) > 1 \}$. Hence

$$\begin{aligned} \mathbb{E} \left[\left(F_{ij}^{c_1} F_{jk}^{c_2} - E_{ij}^{c_1 \wedge 1} E_{jk}^{c_2 \wedge 1} \right)^2 \right] &\leq \mathbb{E} \left[F_{ij}^{2c_1} F_{jk}^{2c_2} \mathbf{1} \{ \rho_n G(U_i, U_j) > 1 \} \right] \\ &\leq \mathbb{E} \left[(G(U_i, U_j) + 1)^{2c_1} (G(U_j, U_k) + 1)^{2c_2} \mathbf{1} \{ \rho_n G(U_i, U_j) > 1 \} \right] \\ &\leq \sqrt{\mathbb{E} [(G(U_i, U_j) + 1)^{4c_1} (G(U_j, U_k) + 1)^{4c_2}] \mathbb{P} [\rho_n G(U_i, U_j) > 1]} \\ &\leq C e^{-C n^\kappa}, \end{aligned}$$

by definition of the Bernstein condition and Lemma 18. \square

We'll show that ε_n is close enough to ϵ_n . The difference between the two is $\varepsilon_n - \epsilon_n = \frac{1}{n\pi(1-\pi)} \sum_{(i,j), i \neq j} (W_i - \pi) \Delta_{ij} \xi_j$. Its second moment can be bounded by

$$\begin{aligned} \mathbb{E} [(\varepsilon_n - \epsilon_n)^2] &\leq \frac{1}{n^2 \pi^2 (1-\pi)^2} n^2 \sum_{\substack{(i,j) \\ i \neq j}} \mathbb{E} [(W_i - \pi)^2 \Delta_{ij}^2 \xi_j^2] \\ &\leq \frac{CB^2}{\pi^2 (1-\pi)^2} \sum_{\substack{(i,j) \\ i \neq j}} \mathbb{E} [\Delta_{ij}^2] \leq C e^{-C n^\kappa}, \end{aligned}$$

where the last inequality follows from Lemma 19. Specifically, this implied that $(\varepsilon_n - \epsilon_n)/\sqrt{\rho_n} = o_p(1)$.

Now we'll proceed to study the asymptotic distribution of ε_n . Note first that by Lemma 17, $\mathbb{E} [\varepsilon_n] = 0$. We'll then compute its asymptotic variance. Again by Lemma 17,

$$\begin{aligned} \text{Var} [\varepsilon_n] &= \frac{1}{n^2 \pi^2 (1-\pi)^2} \sum_{\substack{(i,j) \\ i \neq j}} (\mathbb{E} [(W_i - \pi)^2 F_{ij}^2 \xi_j^2] + \mathbb{E} [(W_i - \pi)(W_j - \pi) F_{ij}^2 \xi_j \xi_j]) \\ &= \frac{n(n-1)}{n^2 \pi^2 (1-\pi)^2} (\mathbb{E} [(W_1 - \pi)^2 F_{12}^2 \xi_2^2] + \mathbb{E} [(W_1 - \pi)(W_2 - \pi) F_{12}^2 \xi_1 \xi_2]) \end{aligned}$$

Note that by Lemma 25, the two expectation terms satisfy

$$\begin{aligned} &\mathbb{E} [(W_1 - \pi)^2 F_{12}^2 \xi_2^2 + (W_1 - \pi)(W_2 - \pi) F_{12}^2 \xi_1 \xi_2] \\ &= \mathbb{E} [(W_1 - \pi)^2 E_{12}^2 \xi_2^2 + (W_1 - \pi)(W_2 - \pi) E_{12}^2 \xi_1 \xi_2] + \mathcal{O}(e^{-C n^\kappa}) \\ &= \mathbb{E} [(W_1 - \pi)^2 E_{12} \xi_2^2 + (W_1 - \pi)(W_2 - \pi) E_{12} \xi_1 \xi_2] + \mathcal{O}(C e^{-C n^\kappa}) \\ &= \mathbb{E} [(W_1 - \pi)^2 F_{12} \xi_2^2 + (W_1 - \pi)(W_2 - \pi) F_{12} \xi_1 \xi_2] + \mathcal{O}(C e^{-C n^\kappa}) \\ &= \rho_n \mathbb{E} [(W_1 - \pi)^2 G(U_1, U_2) \xi_2^2 + (W_1 - \pi)(W_2 - \pi) G(U_1, U_2) \xi_1 \xi_2] + \mathcal{O}(C e^{-C n^\kappa}). \end{aligned}$$

Let $\sigma_{\text{IND}}^2 = \frac{1}{\pi^2(1-\pi)^2} \mathbb{E} [(W_1 - \pi)^2 G(U_1, U_2) \xi_2^2 + (W_1 - \pi)(W_2 - \pi) G(U_1, U_2) \xi_1 \xi_2]$, then

$$\text{Var} [\varepsilon_n] = \rho_n \sigma_{\text{IND}}^2 + \mathcal{O}(\rho_n/n).$$

Here we want to find a better expression for σ_{IND}^2 . Recall that $\xi_i = (W_i - \pi)(f_{\theta_i}(1, \pi) - f_{\theta_i}(0, \pi)) + \eta_i$, and $\eta_i = b_i - \mathbb{E}[b_i g(U_i)] g(U_i)/\bar{h}$ where $b_i = \pi f_{\theta_i}(1, \pi) + (1 - \pi) f_{\theta_i}(0, \pi)$. Define $\alpha_i = (f_{\theta_i}(1, \pi) - f_{\theta_i}(0, \pi))$. Hence $\xi_i = \eta_i + (W_i - \pi)\alpha_i$, $\xi_2^2 = \eta_2^2 + (W_2 - \pi)^2 \alpha_2^2 + 2(W_i - \pi)\alpha_2 \eta_2$ and $\xi_1 \xi_2 = \eta_1 \eta_2 + (W_1 - \pi)(W_2 - \pi)\alpha_1 \alpha_2 + \eta_1(W_2 - \pi)\alpha_2 + \eta_2(W_1 - \pi)\alpha_1$. Hence $\mathbb{E} [(W_1 - \pi)^2 G(U_1, U_2) \xi_2^2] = \pi(1 - \pi) \mathbb{E} [G(U_1, U_2)(\eta_2^2 + (W_2 - \pi)^2 \alpha_2^2 + 2(W_2 - \pi)\alpha_2 \eta_2)]$. This further equals to $\pi(1 - \pi) \mathbb{E} [G(U_1, U_2) \eta_2^2] + \pi^2(1 - \pi)^2 \mathbb{E} [G(U_1, U_2) \alpha_2^2]$. Note that $\mathbb{E} [G(U_1, U_2) \eta_2^2] = \mathbb{E} [G(U_1, U_2) \eta_1^2] = \mathbb{E} [g(U_1) \eta_1^2]$. And for the term $\mathbb{E} [(W_1 - \pi)(W_2 - \pi) G(U_1, U_2) \xi_1 \xi_2]$, note that all terms in $\xi_1 \xi_2$ except for $(W_1 - \pi)(W_2 - \pi)\alpha_1 \alpha_2$ are uncorrelated with $(W_1 - \pi)(W_2 - \pi) G(U_1, U_2)$. Hence $\mathbb{E} [(W_1 - \pi)(W_2 - \pi) G(U_1, U_2) \xi_1 \xi_2] = \mathbb{E} [(W_1 - \pi)^2 (W_2 - \pi)^2 G(U_1, U_2) \alpha_1 \alpha_2] = \pi^2(1 - \pi)^2 \mathbb{E} [G(U_1, U_2) \alpha_1 \alpha_2]$. Combining the results, we find

$$\sigma_{\text{IND}}^2 = \mathbb{E} [G(U_1, U_2) (\alpha_1^2 + \alpha_1 \alpha_2)] + \mathbb{E} [g(U_1) \eta_1^2] / (\pi(1 - \pi)),$$

where $\alpha_i = (f_{\theta_i}(1, \pi) - f_{\theta_i}(0, \pi))$, $b_i = \pi f_{\theta_i}(1, \pi) + (1 - \pi) f_{\theta_i}(0, \pi)$ and $\eta_i = b_i - \mathbb{E}[b_i g(U_i)] g(U_i)/\bar{h}$.

We then move on to show a central limit theorem. We'll show that $\varepsilon_n / (\sqrt{\rho_n} \sigma_{\text{IND}}) \xrightarrow{d} \mathcal{N}(0, 1)$. We make use of Theorem 3.6 and its proof in [Ross, 2011]. Specifically, we make use of the following result.

Theorem 26 (Central limit theorem for sums of random variables with local dependence). *We say that a collection of random variables (X_1, \dots, X_m) has dependency neighborhoods $N_a \subseteq \{1, \dots, m\}$, $a = 1, \dots, m$, if $a \in N_a$ and X_a is independent of $\{X_b\}_{b \notin N_a}$. Let X_1, \dots, X_m be random variables such that $\mathbb{E}[X_a] = 0$, $\sigma^2 = \text{Var}[\sum_a X_a]$, and define $Y = \sum_i X_i / \sigma$. Let the collection (X_1, \dots, X_m) have dependency neighborhoods N_a , $a = 1, \dots, m$. Then for Z a standard normal random variable, the Wasserstein distance between Y and Z is bounded above by*

$$d_W(Y, Z) \leq \frac{1}{\sigma^3} \sum_{a=1}^m \mathbb{E} \left| X_a \left(\sum_{b \in N_a} X_b \right)^2 \right| + \frac{\sqrt{2}}{\sqrt{\pi} \sigma^2} \sqrt{\text{Var} \left[\sum_{a=1}^m X_a \sum_{b \in N_a} X_b \right]}. \quad (60)$$

Here we take $m = n(n - 1)$ and each index a corresponds to a pair of (i, j) . We take $X_{(i,j)} = (W_i - \pi) F_{ij} \xi_j$ and $\sigma^2 = \text{Var}[n\pi(1 - \pi)\varepsilon]$. Note that by the above variance calculation, we know that $\sigma \sim n\sqrt{\rho_n}$. The dependency neighborhood of (i, j) corresponds to

$$\sum_{b \in N_{(i,j)}} X_b = X_{(i,j)} + X_{(j,i)} + \sum_{k \neq i,j} X_{(i,k)} + \sum_{k \neq i,j} X_{(j,k)} + \sum_{k \neq i,j} X_{(k,i)} + \sum_{k \neq i,j} X_{(k,j)}. \quad (61)$$

The term $\frac{1}{\sigma^3} \sum_{a=1}^m \mathbb{E} \left| X_a \left(\sum_{b \in N_a} X_b \right)^2 \right|$ in (60)

We firstly look at the term $\frac{1}{\sigma^3} \sum_{a=1}^m \mathbb{E} \left| X_a \left(\sum_{b \in N_a} X_b \right)^2 \right|$ in (60). Note that $|X_{(i,j)}| \leq CBF_{ij}$. Hence it suffices to bound $\mathbb{E} \left[F_{ij} \left(\sum_{b \in N_{(i,j)}} X_b \right)^2 \right]$. We decompose $\sum_{b \in N_{(i,j)}} X_b$ into a few different parts as in equation (61), and analyze them one by one. Note first that by Lemma 25, $\mathbb{E} [F_{ij}(X_{(i,j)} + X_{(j,i)})^2] \leq CB^2 \mathbb{E} [F_{ij}^2] \leq Ce^{-Cn^\kappa} + C\mathbb{E} [E_{ij}] \leq CB^2 \rho_n$.

Then for $\mathbb{E} \left[F_{ij} \left(\sum_{k \neq i,j} X_{(i,k)} \right)^2 \right]$,

$$\mathbb{E} \left[F_{ij} \left(\sum_{k \neq i,j} X_{(i,k)} \right)^2 \right] = \mathbb{E} \left[F_{ij} \sum_{k \neq i,j} X_{(i,k)}^2 \right] + \mathbb{E} \left[F_{ij} \sum_{\substack{(k_1, k_2) \\ k_1, k_2, i, j \text{ distinct}}} X_{(i, k_1)} X_{(i, k_2)} \right] \quad (62)$$

$$= \mathbb{E} \left[F_{ij} \sum_{k \neq i,j} (W_i - \pi)^2 F_{ik}^2 \xi_k^2 \right] \quad (63)$$

$$+ \mathbb{E} \left[F_{ij} \sum_{\substack{(k_1, k_2) \\ k_1, k_2, i, j \text{ distinct}}} (W_i - \pi)^2 F_{ik_1} \xi_{k_1} F_{ik_2} \xi_{k_2} \right] \quad (64)$$

For (63), by Lemma 25, $\mathbb{E} \left[F_{ij} \sum_{k \neq i,j} (W_i - \pi)^2 F_{ik}^2 \xi_k^2 \right] \leq CB^2 \mathbb{E} \left[F_{ij} \sum_{k \neq i,j} F_{ik}^2 \right] \leq CB^2 \mathbb{E} \left[E_{ij} \sum_{k \neq i,j} E_{ik} \right] + Ce^{-Cn^\kappa} = CB^2(n-2) \mathbb{E} [H_n(U_j, U_k)] + Ce^{-Cn^\kappa} \leq CB^2 n \rho_n^2 \mathbb{E} [H(U_j, U_k)] + Ce^{-Cn^\kappa}$. For (64), for k_1, k_2, i, j all distinct, $\mathbb{E} [(W_i - \pi)^2 F_{ij} F_{ik_1} \xi_{k_1} F_{ik_2} \xi_{k_2}] = \pi(1 - \pi) \rho_n^3 \mathbb{E} [G(U_i, U_j) G(U_i, U_{k_1}) G(U_i, U_{k_2}) \xi_{k_1} \xi_{k_2}]$. Then by the rank-1 assumption (39), this further equals to $\pi(1 - \pi) \rho_n^3 / \bar{g}^3 \mathbb{E} [g(U_i) g(U_j) g(U_i) g(U_{k_1}) g(U_i) g(U_{k_2}) \xi_{k_1} \xi_{k_2}]$, which is 0 by the property that $\mathbb{E} [\xi_i g(U_i)] = 0$. Combining the two bounds on (63) and (64), we get

$$\mathbb{E} \left[F_{ij} \left(\sum_{k \neq i,j} X_{(i,k)} \right)^2 \right] \leq CB^2 n \rho_n^2. \quad (65)$$

By symmetry of i and j , $\mathbb{E} \left[F_{ij} \left(\sum_{k \neq i,j} X_{(j,k)} \right)^2 \right]$ can be bounded by the same bound as in (65).

Now for $\mathbb{E} \left[F_{ij} \left(\sum_{k \neq i,j} X_{(k,i)} \right)^2 \right]$,

$$\mathbb{E} \left[F_{ij} \left(\sum_{k \neq i,j} X_{(k,i)} \right)^2 \right] = \mathbb{E} \left[F_{ij} \sum_{k \neq i,j} X_{(k,i)}^2 \right] + \mathbb{E} \left[F_{ij} \sum_{\substack{(k_1, k_2) \\ k_1, k_2, i, j \text{ distinct}}} X_{(k_1, i)} X_{(k_2, i)} \right] \quad (66)$$

$$= \mathbb{E} \left[F_{ij} \sum_{k \neq i,j} (W_k - \pi)^2 F_{ik}^2 \xi_i^2 \right] \quad (67)$$

$$+ \mathbb{E} \left[F_{ij} \sum_{\substack{(k_1, k_2) \\ k_1, k_2, i, j \text{ distinct}}} (W_{k_1} - \pi)(W_{k_2} - \pi) F_{ik_1} F_{ik_2} \xi_i^2 \right] \quad (68)$$

(67) can be bounded the same way as (63), and (68) is zero as $W_{k_1} - \pi$ is mean zero and

independent of everything else. Hence

$$\mathbb{E} \left[F_{ij} \left(\sum_{k \neq i,j} X_{(k,i)} \right)^2 \right] \leq CB^2 n \rho_n^2. \quad (69)$$

Again by symmetry of i and j , $\mathbb{E} \left[F_{ij} \left(\sum_{k \neq i,j} X_{(k,j)} \right)^2 \right]$ can be bounded by the same bound as in (65).

With the decomposition in (61), combining the bounds in (65), (69), their corresponding j version, and the bound on $\mathbb{E} [F_{ij}(X_{(i,j)} + X_{(j,i)})^2]$, we get

$$\mathbb{E} \left[F_{ij} \left(\sum_{b \in N_{(i,j)}} X_b \right)^2 \right] \leq CB^2(n\rho_n^2 + \rho_n) \leq CB^2 n \rho_n^2.$$

Together with the fact that $|X_{(i,j)}| \leq CBF_{ij}$, we get

$$\frac{1}{\sigma^3} \sum_{a=1}^m \mathbb{E} \left| X_a \left(\sum_{b \in N_a} X_b \right)^2 \right| \leq \frac{n^2}{\sigma^3} CB^3 n \rho_n^2 = \frac{C}{\sigma^3} B^3 n^3 \rho_n^2.$$

As $\sigma \sim n\sqrt{\rho_n}$, we therefore have

$$\frac{1}{\sigma^3} \sum_{a=1}^m \mathbb{E} \left| X_a \left(\sum_{b \in N_a} X_b \right)^2 \right| = \mathcal{O}_p(\sqrt{\rho_n}).$$

The term $\frac{\sqrt{2}}{\sqrt{\pi}\sigma^2} \sqrt{\text{Var} [\sum_{a=1}^m X_a \sum_{b \in N_a} X_b]}$ in (60)

Again we'll decompose $\sum_{b \in N_{(i,j)}} X_b$ into a few different parts as in equation (61), and then analyze them one by one. We start with $\sum_{(i,j), i,j \text{ distinct}} X_{(i,j)}(X_{(i,j)} + X_{(j,i)})$. For sake of notation, define $Y_{ij} = X_{(i,j)}(X_{(i,j)} + X_{(j,i)})$. Note that $Y_{ij}^2 \leq CB^4 F_{ij}^2$. Hence by Lemma 25, $\mathbb{E} [Y_{ij}^2] \leq CB^4 \mathbb{E} [E_{ij}] + Ce^{-Cn^\kappa} \leq CB^4 \rho_n$. Note also that for i, j, k, l all distinct, $\text{Cov} [Y_{ij}, Y_{kl}] = 0$ as they are independent. Hence by Lemma 16,

$$\text{Var} \left[\sum_{(i,j), i \neq j} X_{(i,j)}(X_{(i,j)} + X_{(j,i)}) \right] \leq \text{Var} \left[\sum_{(i,j), i \neq j} Y_{ij} \right] \leq CB^4 n^3 \rho_n.$$

For $\sum_{(i,j), i,j \text{ distinct}} X_{(i,j)} \sum_{k \neq i,j} X_{(i,k)}$. We can rewrite this term as $\sum_{(i,j,k) \text{ all distinct}} X_{(i,j)} X_{(i,k)} = \sum_{(i,j,k) \text{ all distinct}} (W_i - \pi)^2 F_{ij} \xi_j F_{ik} \xi_k$. Note that

$$\begin{aligned} & \mathbb{E} \left[\left(\sum_{\substack{(i,j,k) \\ \text{all distinct}}} (W_i - \pi)^2 F_{ij} \xi_j F_{ik} \xi_k \right)^2 \right] \\ &= \sum_{\substack{(i_1, j_1, k_1) \text{ distinct} \\ (i_2, j_2, k_2) \text{ distinct}}} \mathbb{E} [(W_{i_1} - \pi)^2 F_{i_1 j_1} \xi_{j_1} F_{i_1 k_1} \xi_{k_1} (W_{i_2} - \pi)^2 F_{i_2 j_2} \xi_{j_2} F_{i_2 k_2} \xi_{k_2}] \end{aligned}$$

We can simplify the above expression by replacing all F_{ab} by $\rho_n G(U_a, U_b)$, and by the rank-1 assumption, it can be further replaced by $g_n(U_a)g_n(U_b)/\bar{g}$. If k_1 appears only once in $(i_1, j_1, k_1, i_2, j_2, k_2)$, the expectation is zero as we can separate out $\mathbb{E}[\xi_{k_1} g_n(U_{k_1})]$. Same for j_1 : if j_1 appears only once in $(i_1, j_1, k_1, i_2, j_2, k_2)$, the expectation is zero as we can separate out $\mathbb{E}[\xi_{j_1} g_n(U_{j_1})]$. This implies that the summation above is the same as the summation over $(i_1, j_1, k_1, i_2, j_2, k_2)$ such that i_1, j_1, k_1 are distinct, i_2, j_2, k_2 are distinct, and they only take most 4 different values. If they take only 3 different values,

$$\begin{aligned} & \mathbb{E}[(W_{i_1} - \pi)^2 F_{i_1 j_1} \xi_{j_1} F_{i_1 k_1} \xi_{k_1} (W_{i_2} - \pi)^2 F_{i_2 j_2} \xi_{j_2} F_{i_2 k_2} \xi_{k_2}] \\ & \leq \mathbb{E}[(W_{i_1} - \pi)^2 E_{i_1 j_1} \xi_{j_1} E_{i_1 k_1} \xi_{k_1} (W_{i_2} - \pi)^2 E_{i_2 j_2} \xi_{j_2} E_{i_2 k_2} \xi_{k_2}] + C e^{-C n^\kappa} \\ & \leq C B^4 \rho_n^2. \end{aligned}$$

But there are at most $C n^3$ many combinations of such $(i_1, j_1, k_1, i_2, j_2, k_2)$. If they take 4 different values, then

$$\begin{aligned} & \mathbb{E}[(W_{i_1} - \pi)^2 F_{i_1 j_1} \xi_{j_1} F_{i_1 k_1} \xi_{k_1} (W_{i_2} - \pi)^2 F_{i_2 j_2} \xi_{j_2} F_{i_2 k_2} \xi_{k_2}] \\ & \leq \mathbb{E}[(W_{i_1} - \pi)^2 E_{i_1 j_1} \xi_{j_1} E_{i_1 k_1} \xi_{k_1} (W_{i_2} - \pi)^2 E_{i_2 j_2} \xi_{j_2} E_{i_2 k_2} \xi_{k_2}] + C e^{-C n^\kappa} \\ & \leq C B^4 \rho_n^3. \end{aligned}$$

There are at most $C n^4$ many combinations of such $(i_1, j_1, k_1, i_2, j_2, k_2)$. Combining the above arguments, we have

$$\mathbb{E} \left[\left(\sum_{(i,j), i,j \text{ distinct}} X_{(i,j)} \sum_{k \neq i,j} X_{(i,k)} \right)^2 \right] \leq C B^4 (n^3 \rho_n^2 + n^4 \rho_n^3) \leq C B^4 n^4 \rho_n^3.$$

For the other three terms in (61), we bound them following the exact same logic as above. We make use of the fact that some expectations are zero, if one index appears only once. We'll omit the details here. Following the arguments, we can get

$$\begin{aligned} & \mathbb{E} \left[\left(\sum_{(i,j), i,j \text{ distinct}} X_{(i,j)} \sum_{k \neq i,j} X_{(j,k)} \right)^2 \right] \leq C B^4 n^4 \rho_n^3. \\ & \mathbb{E} \left[\left(\sum_{(i,j), i,j \text{ distinct}} X_{(i,j)} \sum_{k \neq i,j} X_{(k,i)} \right)^2 \right] \leq C B^4 n^4 \rho_n^3. \\ & \mathbb{E} \left[\left(\sum_{(i,j), i,j \text{ distinct}} X_{(i,j)} \sum_{k \neq i,j} X_{(k,j)} \right)^2 \right] \leq C B^4 n^4 \rho_n^3. \end{aligned}$$

Combining bounds corresponding to different terms in (61), we get

$$\text{Var} \left[\sum_{(i,j), i,j \text{ distinct}} X_{(i,j)} \sum_{b \in N(i,j)} X_b \right] \leq C B^4 n^4 \rho_n^3 + C B^4 n^3 \rho_n \leq C B^4 n^4 \rho_n^3.$$

Therefore

$$\frac{\sqrt{2}}{\sqrt{\pi}\sigma^2} \sqrt{\text{Var} \left[\sum_{a=1}^m X_a \sum_{b \in N_a} X_b \right]} = \mathcal{O} \left(\frac{n^2 \rho_n^{3/2}}{n^2 \rho_n} \right) = \mathcal{O}(\sqrt{\rho_n}).$$

Then by Theorem 26, $d_W(\varepsilon_n/\sqrt{\text{Var}[\varepsilon_n]}, Z) = \mathcal{O}(\sqrt{\rho_n})$. Together with the fact that $(\varepsilon_n - \epsilon_n)/\sqrt{\rho_n} = o_p(1)$ and $\text{Var}[\varepsilon_n] = \rho_n \sigma_{\text{IND}}^2 + \mathcal{O}(\rho_n/n)$, we get

$$\frac{\epsilon_n}{\sqrt{\rho_n}} \xrightarrow{d} \mathcal{N}(0, \sigma_{\text{IND}}^2).$$

8.13 Proof of Proposition 9

Recall that

$$\hat{V}(\pi') = \frac{1}{n} \sum_{i=1}^n Y_i \left(\frac{\pi'}{\pi} \right)^{M_i+W_i} \left(\frac{1-\pi'}{1-\pi} \right)^{(N_i-M_i)+(1-W_i)}.$$

We'll show that this estimator has a variance that's exponential in $n\rho_n$. For the sake of notation, define $X_i = Y_i (\pi'/\pi)^{M_i+W_i} ((1-\pi')/(1-\pi))^{(N_i-M_i)+(1-W_i)}$. Note that X_i 's are independent given $Y(\cdot)$. Hence

$$\text{Var}[\hat{V}(\pi')] \geq \mathbb{E}[\text{Var}[\hat{V}(\pi')|Y(\cdot)]] = \frac{1}{n^2} \sum \mathbb{E}[\text{Var}[X_i|Y(\cdot)]].$$

Note also that

$$\mathbb{E}[\text{Var}[X_i|Y(\cdot)]] = \mathbb{E}[X_i^2] - \mathbb{E}[\mathbb{E}[X_i|Y(\cdot)]^2].$$

But $\mathbb{E}[X_i|Y(\cdot)] = \mathbb{E}_{\pi'}[Y_i|Y(\cdot)]$ and hence it's bounded by B . Combining the above, we have

$$\text{Var}[\hat{V}(\pi')] \geq \frac{1}{n^2} \sum \mathbb{E}[\text{Var}[X_i|Y(\cdot)]] \geq \frac{1}{n^2} \sum \mathbb{E}[X_i^2] - B/n \geq \mathbb{E}[X_1^2]/n^2 - B/n.$$

Hence it suffices to show that $\mathbb{E}[X_1^2]$ is exponential in $n\rho_n$.

Now we have

$$\begin{aligned} \mathbb{E}[X_1^2] &= \mathbb{E} \left[Y_1^2 \left(\frac{\pi'}{\pi} \right)^{2M_1+2W_1} \left(\frac{1-\pi'}{1-\pi} \right)^{2(N_1-M_1)+2(1-W_1)} \right] \\ &\geq c_2^2 \mathbb{E} \left[\left(\frac{\pi'}{\pi} \right)^{2M_1+2W_1} \left(\frac{1-\pi'}{1-\pi} \right)^{2(N_1-M_1)+2(1-W_1)} \right] \end{aligned}$$

Without loss of generality, assume $\pi' < \pi$. For the case where $\pi' > \pi$, simply follow the same steps while focusing on $1-\pi'$. Define $\pi'' = \pi'^2/\pi$. Then the term above becomes

$$\begin{aligned} &\left(\frac{\pi'}{\pi} \right)^{2M_1+2W_1} \left(\frac{1-\pi'}{1-\pi} \right)^{2(N_1-M_1)+2(1-W_1)} \\ &= \left(\frac{\pi''}{\pi} \right)^{M_1+W_1} \left(\frac{1-\pi''}{1-\pi} \right)^{(N_1-M_1)+(1-W_1)} \left[\frac{(1-\pi')^2}{(1-\pi)(1-\pi'')} \right]^{(N_1-M_1)+(1-W_1)} \end{aligned}$$

Note that as $\pi''\pi = \pi^2$, we have $\pi'' + \pi > 2\pi'$, hence $1 - 2\pi' + \pi'^2 > 1 - \pi - \pi'' + \pi\pi''$, and so $(1 - \pi')^2 > (1 - \pi)(1 - \pi'')$. Note also that $\left(\frac{\pi''}{\pi}\right)^{M_i+W_i} \left(\frac{1-\pi''}{1-\pi}\right)^{(N_i-M_i)+(1-W_i)}$ corresponds to the likelihood ratio between π and π'' , hence

$$\begin{aligned} & \mathbb{E} \left[\left(\frac{\pi'}{\pi}\right)^{2M_i+2W_i} \left(\frac{1-\pi'}{1-\pi}\right)^{2(N_i-M_i)+2(1-W_i)} \right] \\ &= \mathbb{E} \left[\left(\frac{\pi''}{\pi}\right)^{M_i+W_i} \left(\frac{1-\pi''}{1-\pi}\right)^{(N_i-M_i)+(1-W_i)} \left[\frac{(1-\pi')^2}{(1-\pi)(1-\pi'')} \right]^{(N_i-M_i)+(1-W_i)} \right] \\ &= \mathbb{E}_{\pi''} \left[\left[\frac{(1-\pi')^2}{(1-\pi)(1-\pi'')} \right]^{(N_i-M_i)+(1-W_i)} \right] \geq \left[\frac{(1-\pi')^2}{(1-\pi)(1-\pi'')} \right]^{\mathbb{E}_{\pi''}[(N_i-M_i)+(1-W_i)]}, \end{aligned}$$

where the inequality in the previous line follows from Jensen's inequality. Jensen's inequality can be applied here because a^x is a convex function of x . Then note that $\mathbb{E}_{\pi''} [N_i - M_i + 1 - W_i] = (1 - \pi'')((n-1)\bar{g}_n + 1) \geq (1 - \pi'')\bar{g}_n n \geq (1 - \pi'')c_l \rho_n n$. Hence the above quantity can be further bounded by

$$\begin{aligned} & \mathbb{E} \left[\left(\frac{\pi'}{\pi}\right)^{2M_i+2W_i} \left(\frac{1-\pi'}{1-\pi}\right)^{2(N_i-M_i)+2(1-W_i)} \right] \geq \left[\frac{(1-\pi')^2}{(1-\pi)(1-\pi'')} \right]^{\mathbb{E}_{\pi''}[(N_i-M_i)+(1-W_i)]} \\ & \geq \left[\frac{(1-\pi')^2}{(1-\pi)(1-\pi'')} \right]^{(1-\pi'')c_l \rho_n n} = e^{Cn\rho_n}. \end{aligned}$$

Combining the above, we have

$$\mathbb{E} [X_1^2] \geq c_2^2 \mathbb{E} \left[\left(\frac{\pi'}{\pi}\right)^{2M_i+2W_i} \left(\frac{1-\pi'}{1-\pi}\right)^{2(N_i-M_i)+2(1-W_i)} \right] \geq c_2^2 e^{Cn\rho_n}.$$

Thus

$$\text{Var} [\hat{V}(\pi')] \geq \mathbb{E} [X_1^2] / n^2 - B/n \geq c_2^2 e^{Cn\rho_n} / n^2 - B/n.$$

References

- David J Aldous. Representations for partially exchangeable arrays of random variables. *Journal of Multivariate Analysis*, 11(4):581–598, 1981.
- Peter M Aronow and Cyrus Samii. Estimating average causal effects under general interference, with application to a social network experiment. *The Annals of Applied Statistics*, 11(4):1912–1947, 2017.
- Susan Athey, Dean Eckles, and Guido W Imbens. Exact p-values for network interference. *Journal of the American Statistical Association*, 113(521):230–240, 2018.
- Avanti Athreya, Donniell E Fishkind, Minh Tang, Carey E Priebe, Youngser Park, Joshua T Vogelstein, Keith Levin, Vince Lyzinski, and Yichen Qin. Statistical inference on random dot product graphs: a survey. *The Journal of Machine Learning Research*, 18(1):8393–8484, 2017.
- Sarah Baird, J Aislinn Bohren, Craig McIntosh, and Berk Özler. Optimal design of experiments in the presence of interference. *Review of Economics and Statistics*, 100(5): 844–860, 2018.
- Guillaume Basse and Avi Feller. Analyzing two-stage experiments in the presence of interference. *Journal of the American Statistical Association*, 113(521):41–55, 2018.
- Guillaume W Basse, Avi Feller, and Panos Toulis. Randomization tests of causal effects under interference. *Biometrika*, 2019.
- Christian Borgs, Jennifer Chayes, Henry Cohn, and Yufei Zhao. An L_p theory of sparse graph convergence I: Limits, sparse random graph models, and power law distributions. *Transactions of the American Mathematical Society*, 372(5):3019–3062, 2019.
- Esther Duflo, Michael Greenstone, Rohini Pande, and Nicholas Ryan. Truth-telling by third-party auditors and the response of polluting firms: Experimental evidence from india. *The Quarterly Journal of Economics*, 128(4):1499–1545, 2013.
- Dean Eckles, Brian Karrer, and Johan Ugander. Design and analysis of experiments in networks: Reducing bias from interference. *Journal of Causal Inference*, 5(1), 2017.
- Chao Gao, Yu Lu, and Harrison H Zhou. Rate-optimal graphon estimation. *The Annals of Statistics*, 43(6):2624–2652, 2015.
- Michael G Hudgens and M Elizabeth Halloran. Toward causal inference with interference. *Journal of the American Statistical Association*, 103(482):832–842, 2008.
- Guido W Imbens. Nonparametric estimation of average treatment effects under exogeneity: A review. *Review of Economics and statistics*, 86(1):4–29, 2004.
- Guido W Imbens and Donald B Rubin. *Causal Inference in Statistics, Social, and Biomedical Sciences*. Cambridge University Press, 2015.
- Michael P Leung. Treatment and spillover effects under network interference. *Review of Economics and Statistics*, page forthcoming, 2020.

- László Lovász and Balázs Szegedy. Limits of dense graph sequences. *Journal of Combinatorial Theory, Series B*, 96(6):933–957, 2006.
- Charles F Manski. Identification of treatment response with social interactions. *The Econometrics Journal*, 16(1):S1–S23, 2013.
- Jersey Neyman. Sur les applications de la théorie des probabilités aux expériences agricoles: Essai des principes. *Roczniki Nauk Rolniczych*, 10:1–51, 1923.
- Francesca Parise and Asuman Ozdaglar. Graphon games. In *Proceedings of the 2019 ACM Conference on Economics and Computation*, pages 457–458, 2019.
- Nathan Ross. Fundamentals of Stein’s method. *Probability Surveys*, 8:210–293, 2011.
- Fredrik Sävje, Peter M Aronow, and Michael G Hudgens. Average treatment effects in the presence of unknown interference. *arXiv preprint arXiv:1711.06399*, 2017.
- Michael E Sobel. What do randomized studies of housing mobility demonstrate? causal inference in the face of interference. *Journal of the American Statistical Association*, 101(476):1398–1407, 2006.
- Charles M Stein. Estimation of the mean of a multivariate normal distribution. *The Annals of Statistics*, pages 1135–1151, 1981.
- Eric J Tchetgen Tchetgen and Tyler J VanderWeele. On causal inference in the presence of interference. *Statistical Methods in Medical Research*, 21(1):55–75, 2012.
- Martin J Wainwright. *High-dimensional statistics: A non-asymptotic viewpoint*, volume 48. Cambridge University Press, 2019.
- Yuan Zhang, Elizaveta Levina, and Ji Zhu. Estimating network edge probabilities by neighbourhood smoothing. *Biometrika*, 104(4):771–783, 2017.