

Scalable Derivative-Free Optimization for Nonlinear Least-Squares Problems

Coralia Cartis^{*12} Tyler Ferguson^{*13} Lindon Roberts^{*4}

Abstract

Derivative-free—or zeroth-order—optimization (DFO) has gained recent attention for its ability to solve problems in a variety of application areas, including machine learning, particularly involving objectives which are stochastic and/or expensive to compute. In this work, we develop a novel model-based DFO method for solving nonlinear least-squares problems. We improve on state-of-the-art DFO by performing dimensionality reduction in the observational space using sketching methods, avoiding the construction of a full local model. Our approach has a per-iteration computational cost which is linear in problem dimension in a big data regime, and numerical evidence demonstrates that, compared to existing software, it has dramatically improved runtime performance on overdetermined least-squares problems.

1. Introduction

Derivative-free optimization (DFO), or zeroth order optimization, refers to optimization when no gradient information for the objective (and/or constraints) is available (Larson et al., 2019), such as when the objective is stochastic and/or computationally expensive. This type of problem arises across a broad range of application areas (Conn et al., 2009; Audet & Hare, 2017), but has attracted particular recent attention in the learning community for problems such as black-box attacks (Chen et al., 2017; Ughi et al., 2019), hyperparameter tuning (Ghanbari & Scheinberg, 2017; Lakhmiri et al., 2020) and reinforcement learning (Mania et al., 2018; Choromanski et al., 2019). A cur-

rent deficiency of DFO methods is their performance on large-scale problems, which is critical to their utility in machine learning; there have been several recent works aimed at improving the scalability of DFO (Bergou et al., 2019; Roberts, 2019; Porcelli & Toint, 2020; Cristofari & Rinaldi, 2020).

Here, we consider ‘model-based’ DFO methods for large-scale nonlinear least-squares problems (Zhang et al., 2010; Wild, 2017; Cartis & Roberts, 2019), an important problem class in machine learning (Cai et al., 2019). Specifically, we improve the scalability of DFO methods for nonlinear least-squares problems in the ‘big data’ regime (i.e. fitting to many observations). We do this by using sketching techniques from randomized numerical linear algebra to avoid ever constructing a full local model, yielding an algorithm with: (1) a per-iteration computational cost with linear dependence on dimension in the big data regime, compared to a quadratic dependence for existing methods; and (2) an order-of-magnitude lower runtime compared to state-of-the-art software, while yielding comparable objective reductions in low-accuracy regimes for large-scale problems.

Sketching techniques have attracted substantial attention for large-scale linear algebra problems such as linear least-squares and low-rank approximation (Halko et al., 2011; Mahoney, 2011; Woodruff, 2014). However, despite success in the linear least-squares setting (Dahiya et al., 2018), to our knowledge they have not been used specifically for nonlinear least-squares problems in a DFO context. We note that similar techniques have been applied to derivative-based nonlinear least-squares (Ergen et al., 2019), BFGS (Gower et al., 2016), Newton’s method (Gower et al., 2019; Roosta-Khorasani & Mahoney, 2019; Berahas et al., 2020) and SAGA (Gower et al., 2020). We also note that (randomized) gradient sampling methods for DFO model construction were analyzed in (Berahas et al., 2019).

2. DFO for Nonlinear Least-Squares

In this section we outline a model-based DFO method for nonlinear least-squares problems, a class of methods well-suited to exploiting problem structure and with strong practical performance. Our problem here is

$$\min_{x \in \mathbb{R}^d} f(x) := \frac{1}{2} \|r(x)\|_2^2 = \frac{1}{2} \sum_{i=1}^n r_i(x)^2, \quad (1)$$

^{*}Equal contribution ¹Mathematical Institute, University of Oxford, Oxford, Oxfordshire, United Kingdom ²The Alan Turing Institute for Data Science, London, UK ³Big Data Institute, University of Oxford, Oxford, Oxfordshire, United Kingdom ⁴Mathematical Sciences Institute, Australian National University, Canberra, ACT, Australia. Correspondence to: Lindon Roberts <lindon.roberts@anu.edu.au>.

Workshop on “Beyond first-order methods in ML systems” at the 37th International Conference on Machine Learning, Vienna, Austria, 2020. Copyright 2020 by the author(s).

where $r(x) := [r_1(x), \dots, r_n(x)]^T : \mathbb{R}^d \rightarrow \mathbb{R}^n$, for $n \geq d$. Motivated by the classical Gauss-Newton method (Nocedal & Wright, 2006), at iteration k we build a linear model for $r(x)$ which we hope is accurate close to our iterate x_k :

$$r(x_k + s) \approx M_k(s) := r(x_k) + J_k s, \quad (2)$$

where $J_k \in \mathbb{R}^{n \times d}$. To find J_k , we maintain a collection of points $\{y_0 := x_k, y_1, \dots, y_d\} \subset \mathbb{R}^d$ and require that M_k interpolate r at these points (i.e. (2) holds with equality). We thus find J_k by requiring $M_k(y_t - x_k) = r(y_t)$ for all $t = 0, \dots, d$ which yields the linear system

$$\begin{bmatrix} (y_1 - x_k)^T \\ \vdots \\ (y_d - x_k)^T \end{bmatrix} J_k^T = \begin{bmatrix} (r(y_1) - r(x_k))^T \\ \vdots \\ (r(y_d) - r(x_k))^T \end{bmatrix}. \quad (3)$$

Our linear model (2) naturally gives a local convex quadratic model for the objective, $m_k(s) \approx f(x_k + s)$, given by

$$m_k(s) := \frac{1}{2} \|M_k(s)\|_2^2 = c_k + g_k^T s + \frac{1}{2} s^T H_k s, \quad (4)$$

where $c_k := f(x_k)$, $g_k := J_k^T r(x_k)$ and $H_k := J_k^T J_k$. Provided the interpolation points have good geometry (they are close enough to x_k and the linear system in (3) is well-conditioned), we can guarantee that m_k is a comparably accurate approximation for f as the corresponding derivative-based model (Cartis & Roberts, 2019, Lemma 3.3).

This approximation can then be implemented inside a trust-region framework (Conn et al., 2000), with appropriate updating of the interpolation set, to yield a globally convergent algorithm (Cartis & Roberts, 2019). The software DFO-LS (Cartis et al., 2019) is an implementation of this approach.

2.1. Scalability of existing methods

In general, model-based DFO methods are best suited to small-scale problems (i.e. d, n small). An issue impacting their success at scale is the cost of solving the $d \times d$ system (3) (with n right-hand sides). To illustrate this, we run DFO-LS on the generalized Rosenbrock function in \mathbb{R}^d (with $n = 2d$), defined by

$$r_{2i-1}(x) := 10(x_{i+1} - x_i^2) \quad \text{and} \quad r_{2i}(x) := x_i - 1, \quad (5)$$

where $i = 1, \dots, d$, for a budget of $3(d + 1)$ objective evaluations and $d \in [50, 1000]$. In Figure 1 we show the total runtime of DFO-LS split by the different parts of the algorithm. As the underlying problem dimension increases, the dominant runtime costs of DFO-LS are: solving the interpolation system (3), and evaluating g_k and H_k (4).

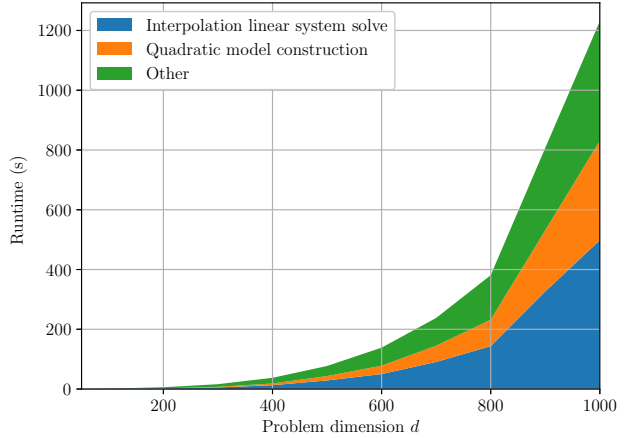


Figure 1. Runtime of DFO-LS v1.2.1 split by task for the d -dimensional generalized Rosenbrock function. The tasks ‘interpolation linear system solve’ and ‘quadratic model construction’ refer to solving (3) and forming g_k and H_k (4), respectively.

We can quantify the cost of these two steps. Firstly, solving (3) requires factorizing a $d \times d$ matrix and backsolving with n right-hand sides, for total cost $\mathcal{O}(d^3 + nd^2)$ flops. In addition, constructing g_k and H_k via standard dense linear algebra requires $\mathcal{O}(nd + nd^2) = \mathcal{O}(nd^2)$ flops.

Our proposal here is to reduce these costs by the use of sketching techniques from randomized numerical linear algebra for model construction. This corresponds to dimensionality reduction in n , so is particularly useful in the big data regime $n \gg d$, when r is overdetermined.

3. Sketching for Linear Least-Squares

Sketching is a dimensionality reduction technique that has become a popular tool in numerical linear algebra, including for solving the linear least-squares problem

$$\min_{x \in \mathbb{R}^d} \|Ax - b\|_2^2, \quad (6)$$

where $A \in \mathbb{R}^{n \times d}$ is a full rank matrix with $n \gg d$. The idea is to select a random ‘sketching matrix’ $S \in \mathbb{R}^{m \times n}$ with $m \ll n$ and instead solve the smaller $m \times d$ problem

$$\min_{x \in \mathbb{R}^d} \|S(Ax - b)\|_2^2 = \|(SA)x - (Sb)\|_2^2. \quad (7)$$

If the distribution for S is chosen well and m is sufficiently large, the minimizer of (7) is close to the minimizer of (6) with high probability. For example, if S is a hashing matrix (see below) and $m \sim d^2/\epsilon$ then solving (7) gives an ϵ -accurate minimizer of (6) with probability 0.99 (Woodruff, 2014, Theorem 2.16). In this case m is independent of n .

Several choices for S have been proposed, such as

Gaussian matrices (Sarlós, 2006), subsampling matrices (where each row of S is a randomly-chosen coordinate vector in \mathbb{R}^n) (Drineas et al., 2006) and hashing matrices (where each column of S has a small number of randomly-chosen nonzero entries, with random value ± 1) (Clarkson & Woodruff, 2017). These methods vary in their requirements on m and the cost of constructing SA and Sb .

4. Sketching in DFO for Nonlinear Least-Squares

We now present our sketching-based DFO algorithm for (1). Motivated by (7), we replace $\|M_k(s)\|_2^2$ in (4) with $\|S_k M_k(s)\|_2^2$ for some sketching matrix $S_k \in \mathbb{R}^{m \times n}$ (re-sampled for each k). We achieve this by solving the reduced interpolation system (c.f. (3))

$$\begin{bmatrix} (y_1 - x_k)^T \\ \vdots \\ (y_d - x_k)^T \end{bmatrix} (S_k J_k)^T = \underbrace{\begin{bmatrix} (r(y_1) - r(x_k))^T \\ \vdots \\ (r(y_d) - r(x_k))^T \end{bmatrix}}_{=: R_k} S_k^T, \quad (8)$$

to find the sketched model Jacobian $(S_k J_k) \in \mathbb{R}^{m \times d}$. Our new quadratic model for f (c.f. (4)) is

$$\tilde{m}_k(s) := \frac{1}{2} \|S_k r(x_k) + S_k J_k s\|_2^2 = \tilde{c}_k + \tilde{g}_k^T s + \frac{1}{2} s^T \tilde{H}_k s, \quad (9)$$

where $\tilde{c}_k := \frac{1}{2} \|S_k r(x_k)\|_2^2$, $\tilde{g}_k := (S_k J_k)^T S_k r(x_k)$ and $\tilde{H}_k := (S_k J_k)^T (S_k J_k)$. We note that the Jacobian J_k and model M_k are never constructed; we only ever explicitly form $(S_k J_k)$ and \tilde{m}_k . This model is used inside a trust region method, presented in Algorithm 1. Details on updating the interpolation set can be found in (Cartis et al., 2019).

4.1. Per-iteration computational work of Algorithm 1

The cost of solving the sketched system (8) is $\mathcal{O}(d^3)$ to factorize the matrix plus $\mathcal{O}(md^2)$ to solve with m right-hand sides. Then we have to form \tilde{g}_k and \tilde{H}_k , with cost $\mathcal{O}(md + md^2) = \mathcal{O}(md^2)$.¹ This reduces the cost of constructing $S_k J_k$ and \tilde{m}_k so it now depends on $m \ll n$, however we still need to form $R_k S_k^T$ to solve (8). Regardless of our choice of S_k , we first form the matrix $R_k \in \mathbb{R}^{d \times n}$, with cost $\mathcal{O}(nd)$. Since R_k is typically dense, we have costs:

- If S_k is Gaussian, $\mathcal{O}(mn)$ to form S_k and $\mathcal{O}(mnd)$ to compute $R_k S_k^T$;
- If S_k is formed by sampling, then $R_k S_k^T$ is a sample of m columns from R_k , so generating S_k costs $\mathcal{O}(m)$ and computing $R_k S_k^T$ requires no flops;

¹We never form \tilde{c}_k as it does not affect the step s_k or ρ_k (10).

Algorithm 1 Model-based DFO for (1) with Sketching

- 1: **Input:** $r : \mathbb{R}^d \rightarrow \mathbb{R}^n$, $x_0 \in \mathbb{R}^d$, $0 < \Delta_0 < \Delta_{\max}$, $0 < \eta_1 < \eta_2 < 1$ and $0 < \gamma_{\text{dec}} < 1 < \gamma_{\text{inc}}$.
- 2: Evaluate r at x_0 and an arbitrary interpolation set.
- 3: **for** $k = 0, 1, \dots$ **do**
- 4: Find $S_k J_k$ by solving (8) and build \tilde{m}_k (9)
- 5: Approximately solve the trust-region subproblem $\min_{s \in \mathbb{R}^d} \tilde{m}_k(s)$ s.t. $\|s\|_2 \leq \Delta_k$ to get a step s_k .
- 6: Evaluate $r(x_k + s_k)$ and calculate

$$\rho_k := \frac{f(x_k) - f(x_k + s_k)}{\tilde{m}_k(0) - \tilde{m}_k(s_k)}. \quad (10)$$

- 7: Set $x_{k+1} = x_k + s_k$ if $\rho_k \geq \eta_1$, else $x_{k+1} = x_k$.
- 8: Set $\Delta_{k+1} = \min(\gamma_{\text{inc}} \Delta_k, \Delta_{\max})$ if $\rho_k \geq \eta_2$, $\Delta_{k+1} = \Delta_k$ if $\rho_k \in [\eta_1, \eta_2)$, or $\Delta_{k+1} = \gamma_{\text{dec}} \Delta_k$ otherwise.
- 9: Update the interpolation set to include $x_k + s_k$ and ensure the set has sufficiently good geometry.
- 10: **end for**

- If S_k is formed by hashing with s nonzeros per column, then forming S_k costs $\mathcal{O}(sn)$ to generate the nonzero indices and values, and building $R_k S_k^T$ costs $\mathcal{O}(d \cdot \text{nnz}(S_k)) = \mathcal{O}(snd)$. Typically we have $s = 1$ or 2.

That is, the cost of computing $R_k S_k^T$ is $\mathcal{O}(nd)$ for sampling and hashing or $\mathcal{O}(mnd)$ for Gaussian sketching. Similarly, forming $S_k r(x_k)$ takes $\mathcal{O}(m)$ flops for sampling, $\mathcal{O}(n)$ for hashing or $\mathcal{O}(mn)$ for Gaussian sketching.

All together, the full cost of forming \tilde{m}_k (9) is $\mathcal{O}(d^3 + md^2 + nd)$ flops for sampling and hashing or $\mathcal{O}(d^3 + md^2 + mnd)$ for Gaussian sketching, compared to $\mathcal{O}(nd^2)$ flops for constructing the non-sketched model m_k (4). In our experiments, we use $m = \mathcal{O}(d)$, so the sketching cost becomes $\mathcal{O}(d^3 + nd)$ for sampling and hashing or $\mathcal{O}(d^3 + nd^2)$ for Gaussian sketching, where again $n \geq d$. The costs of all other algorithm components are unaffected by the use of sketching, but, as shown in Figure 1, these are not the dominant costs in practice, nor are they dominant asymptotically (Roberts, 2019, Table 7.1).

Hence the computational cost is always linear in the data dimension n , but, in the big data regime ($n \gg d$), Algorithm 1 with sampling/hashing has linear cost in d , rather than quadratic without sketching (i.e. $\mathcal{O}(nd)$ rather than $\mathcal{O}(nd^2)$). Thus we expect Algorithm 1 to have faster runtime than not using sketching, and this to be most significant for large d (provided the ratio $n/d \gg 1$ remains fixed).

5. Numerical Results

To test Algorithm 1, we modify DFO-LS to use the three sketching variants described above. We compare these with the original DFO-LS with by testing on two overdetermined and large-scale CUTEst problems (Gould et al., 2015). DFO-LS was shown to have strong performance compared to other solvers in (Cartis et al., 2019). All problems are run for a maximum of $2(d + 1)$ objective evaluations² and a runtime of 4 hours. Below, we plot the best objective value achieved after a given runtime for each variant (averaging 10 independent runs for the sketching variants).

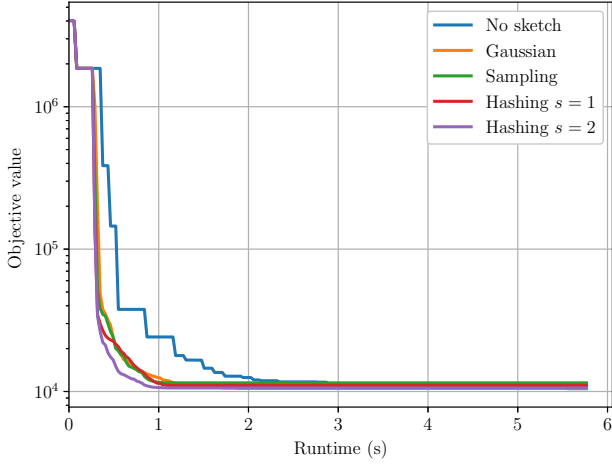


Figure 2. Objective decrease vs. runtime for problem DMN15103. Comparing different sketch types, all with $m = d$.

First, in Figure 2 we compare the objective reduction by runtime of the different sketching methods, all with $m = d$, for problem DMN15103 ($d = 99$, $n = 4643$). Overall, we find that all sketching variants decrease the objective faster than the original (no sketching) version of DFO-LS and reach the same objective value. Of the different variants, hashing with $s = 2$ achieves the fastest objective decrease. Hashing with $s = 1$, sampling and Gaussian sketching achieve very similar results.

We now consider a larger problem, MNIST0 ($d = 494$, $n = 60000$), corresponding to training a logistic classifier for zero digits in MNIST (Boyd & Vandenberghe, 2018). In Figure 3 we compare the objective decrease by runtime for different sketch types (using $m = d$). The ‘no sketch’ variant used the full runtime, and all sketching variants terminated on the evaluation budget. Here, ‘no sketching’ achieves the lowest objective value, followed by Gaussian sketching and hashing, but all sketching variants have runtime at least one order of magnitude lower. That is, we gain

²Comparable to 2 Jacobian evaluations using finite differences.

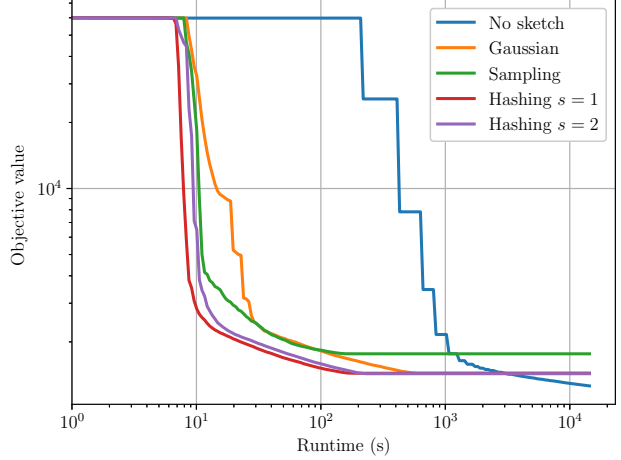


Figure 3. Objective decrease vs. runtime for problem MNIST0. Comparing different sketch types, all with $m = d$.

dramatically on runtime with a small loss of robustness.

This small loss of robustness can be addressed by choosing a larger m . In Figure 4 we show the results of hashing with $s = 1$ for different choices of m . For all m , we still gain an order-of-magnitude runtime decrease, but we also reach a comparable (or better) objective value than the original DFO-LS for $m \geq 5d$, in this low-accuracy regime.

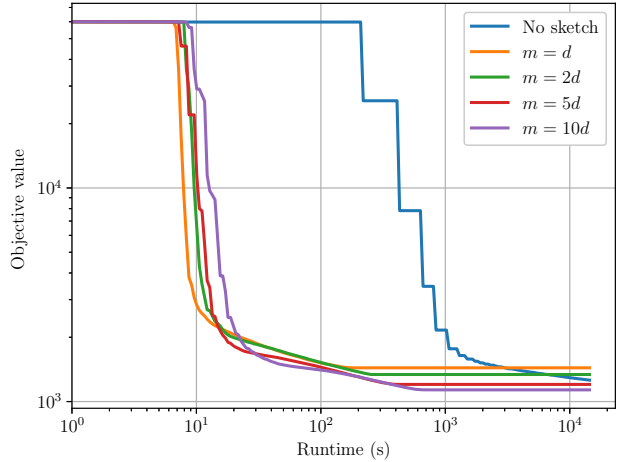


Figure 4. Objective decrease vs. runtime for problem MNIST0. Comparing different values of m for hashing with $s = 1$.

6. Conclusions and Future Work

We propose using sketching to reduce the model construction cost—the dominant computational cost—of a DFO algorithm for nonlinear least-squares problems. With sparse

sketches, this reduces the per-iteration computational cost with n residuals and dimension d from $\mathcal{O}(nd^2)$ to $\mathcal{O}(nd)$ in the big data regime ($n \gg d$). On large-scale problems, we get the same objective decrease as state-of-the-art software in the low-accuracy regime, but with an order-of-magnitude runtime decrease. Directions for future work include applying Algorithm 1 to training deep neural networks, developing convergence theory, and using sketched residuals to measure progress (10), similar to (Cartis & Scheinberg, 2018). More detailed experiments would help to select the sketch size m and type (including varying m between iterations, which may aid in the high-accuracy regime).

References

- Audet, C. and Hare, W. *Derivative-Free and Blackbox Optimization*. Springer Series in Operations Research and Financial Engineering. Springer, Cham, Switzerland, 2017.
- Berahas, A. S., Cao, L., Choromanski, K., and Scheinberg, K. A theoretical and empirical comparison of gradient approximations in derivative-free optimization. *arXiv preprint arXiv:1905.01332*, 2019.
- Berahas, A. S., Bollapragada, R., and Nocedal, J. An investigation of Newton-Sketch and subsampled Newton methods. *Optimization Methods and Software*, 2020.
- Bergou, E. H., Gorbunov, E., and Richtárik, P. Stochastic three points method for unconstrained smooth minimization. *arXiv preprint arXiv:1902.03591*, 2019.
- Boyd, S. and Vandenberghe, L. *Introduction to Applied Linear Algebra*. Cambridge University Press, Cambridge, UK, 2018.
- Cai, T., Gao, R., Hou, J., Chen, S., Wang, D., and He, D. Gram-Gauss-Newton method: Learning overparameterized neural networks for regression problems. In *33rd Conference on Neural Information Processing Systems*, 2019.
- Cartis, C. and Roberts, L. A derivative-free Gauss-Newton method. *Mathematical Programming Computation*, 11(4):631–674, 2019.
- Cartis, C. and Scheinberg, K. Global convergence rate analysis of unconstrained optimization methods based on probabilistic models. *Mathematical Programming*, 169(2):337–375, 2018.
- Cartis, C., Fiala, J., Marteau, B., and Roberts, L. Improving the flexibility and robustness of model-based derivative-free optimization solvers. *ACM Transactions on Mathematical Software*, 45(3):32:1–32:41, 2019.
- Chen, P.-Y., Zhang, H., Sharma, Y., Yi, J., and Hsieh, C.-J. ZOO: Zeroth order optimization based black-box attacks to deep neural networks without training substitute models. In *Proceedings of the 10th ACM Workshop on Artificial Intelligence and Society*, pp. 15–26, 2017.
- Choromanski, K., Pacchiano, A., Parker-Holder, J., Tang, Y., Jain, D., Yang, Y., Iscen, A., Hsu, J., and Sindhvani, V. Provably robust blackbox optimization for reinforcement learning. In *3rd Conference on Robot Learning (CoRL 2019)*, 2019.
- Clarkson, K. L. and Woodruff, D. P. Low-rank approximation and regression in input sparsity time. *Journal of the ACM*, 63(6):1–45, 2017.
- Conn, A. R., Gould, N. I. M., and Toint, P. L. *Trust-Region Methods*, volume 1 of *MPS-SIAM Series on Optimization*. MPS/SIAM, Philadelphia, 2000.
- Conn, A. R., Scheinberg, K., and Vicente, L. N. *Introduction to Derivative-Free Optimization*, volume 8 of *MPS-SIAM Series on Optimization*. MPS/SIAM, Philadelphia, 2009.
- Cristofari, A. and Rinaldi, F. A derivative-free method for structured optimization problems. *arXiv preprint arXiv:2005.05224*, 2020.
- Dahiya, Y., Konomis, D., and Woodruff, D. P. An empirical evaluation of sketching for numerical linear algebra. In *Proceedings of the 24th ACM SIGKDD International Conference on Knowledge Discovery & Data Mining*, pp. 1292–1300, 2018.
- Drineas, P., Mahoney, M. W., and Muthukrishnan, S. Sampling algorithms for ℓ_2 regression and applications. In *SODA '06: Proceedings of the 17th annual ACM-SIAM symposium on Discrete algorithm*, 2006.
- Ergen, T., Candès, E., and Pilanci, M. Random projections for learning non-convex models. In *33rd Conference on Neural Information Processing Systems*, 2019.
- Ghanbari, H. and Scheinberg, K. Black-box optimization in machine learning with trust region based derivative free algorithm. *arXiv preprint arXiv:1703.06925*, 2017.
- Gould, N. I. M., Orban, D., and Toint, P. L. CUTEst: a constrained and unconstrained testing environment with safe threads for mathematical optimization. *Computational Optimization and Applications*, 60(3):545–557, 2015.
- Gower, R. M., Goldfarb, D., and Richtárik, P. Stochastic block BFGS: Squeezing more curvature out of data. In *Proceedings of the 33rd International Conference on Machine Learning*, 2016.

- Gower, R. M., Kovalev, D., Lieder, F., and Richtárik, P. RSN: Randomized Subspace Newton. In *33rd Conference on Neural Information Processing Systems*, 2019.
- Gower, R. M., Richtárik, P., and Bach, F. Stochastic quasi-gradient methods: variance reduction via Jacobian sketching. *Mathematical Programming*, 2020.
- Halko, N., Martinsson, P. G., and Tropp, J. A. Finding structure with randomness: Probabilistic algorithms for constructing approximate matrix decompositions. *SIAM Review*, 53(2):217–288, 2011.
- Lakhmire, D., Le Digabel, S., and Tribes, C. HyperNOMAD: Hyperparameter optimization of deep neural networks using mesh adaptive direct search. *arXiv preprint arXiv:1907.01698*, 2020.
- Larson, J. W., Menickelly, M., and Wild, S. M. Derivative-free optimization methods. *Acta Numerica*, 28:287–404, 2019.
- Mahoney, M. W. Randomized algorithms for matrices and data. *Foundations and Trends in Machine Learning*, 3(2):123–224, 2011.
- Mania, H., Guy, A., and Recht, B. Simple random search of static linear policies is competitive for reinforcement learning. In *Advances in Neural Information Processing Systems 31*, pp. 1800–1809. Curran Associates, Inc., 2018.
- Nocedal, J. and Wright, S. J. *Numerical Optimization*. Springer Series in Operations Research and Financial Engineering. Springer, New York, 2nd edition, 2006.
- Porcelli, M. and Toint, P. L. Global and local information in structured derivative free optimization with BFO. *arXiv preprint arXiv:2001.04801*, 2020.
- Roberts, L. *Derivative-free algorithms for nonlinear optimisation problems*. PhD thesis, University of Oxford, 2019.
- Roosta-Khorasani, F. and Mahoney, M. W. Sub-sampled Newton methods. *Mathematical Programming*, 174: 293–326, 2019.
- Sarlós, T. Improved approximation algorithms for large matrices via random projections. In *47th Annual IEEE Symposium on Foundations of Computer Science (FOCS '06)*, 2006.
- Ughi, G., Abrol, V., and Tanner, J. A model-based derivative-free approach to black-box adversarial examples: BOBYQA. In *33rd Conference on Neural Information Processing Systems*, 2019.
- Wild, S. M. POUNDERS in TAO: Solving derivative-free nonlinear least-squares problems with POUNDERS. In Terlaky, T., Anjos, M. F., and Ahmed, S. (eds.), *Advances and Trends in Optimization with Engineering Applications*, volume 24 of *MOS-SIAM Book Series on Optimization*, pp. 529–539. MOS/SIAM, Philadelphia, 2017.
- Woodruff, D. P. Sketching as a tool for numerical linear algebra. *Foundations and Trends in Theoretical Computer Science*, 10(1–2):1–157, 2014.
- Zhang, H., Conn, A. R., and Scheinberg, K. A derivative-free algorithm for least-squares minimization. *SIAM Journal on Optimization*, 20(6):3555–3576, 2010.